

West Elm Work Chicago Showroom Resource Guide

Updated September 2025



Table of Contents

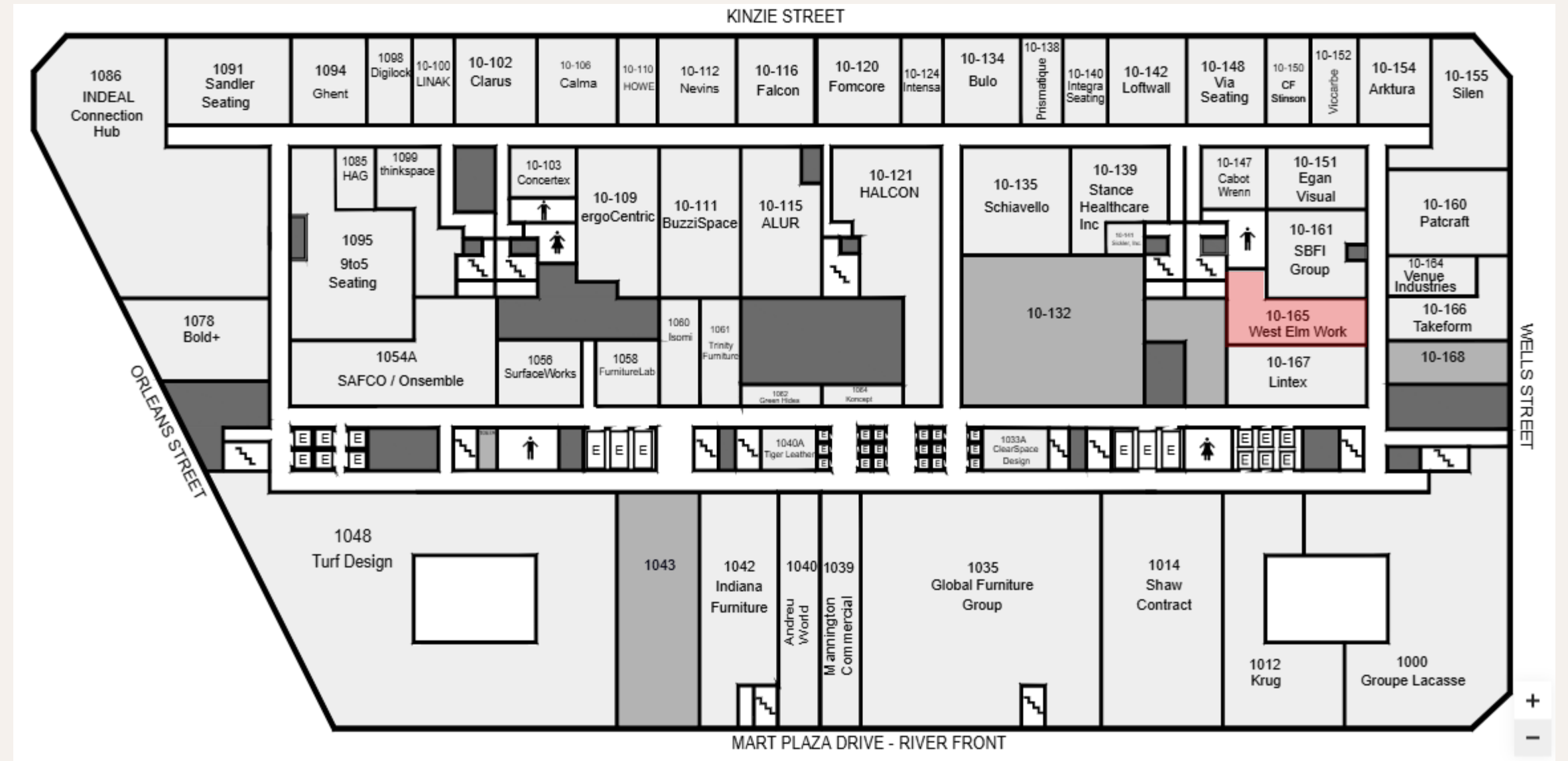
For scheduling or general questions,
contact [Megan Boersma](#).

01	<u>Map</u>
02	<u>Showroom & Pricing Guide</u>
03	<u>Invitation Suite</u>
04	<u>Monitor Slideshow</u>
05	<u>Swag & Collateral</u>
06	<u>Refreshments & Catering</u>
07	<u>Wi-Fi, Speakers, & Restroom Codes</u>

Map

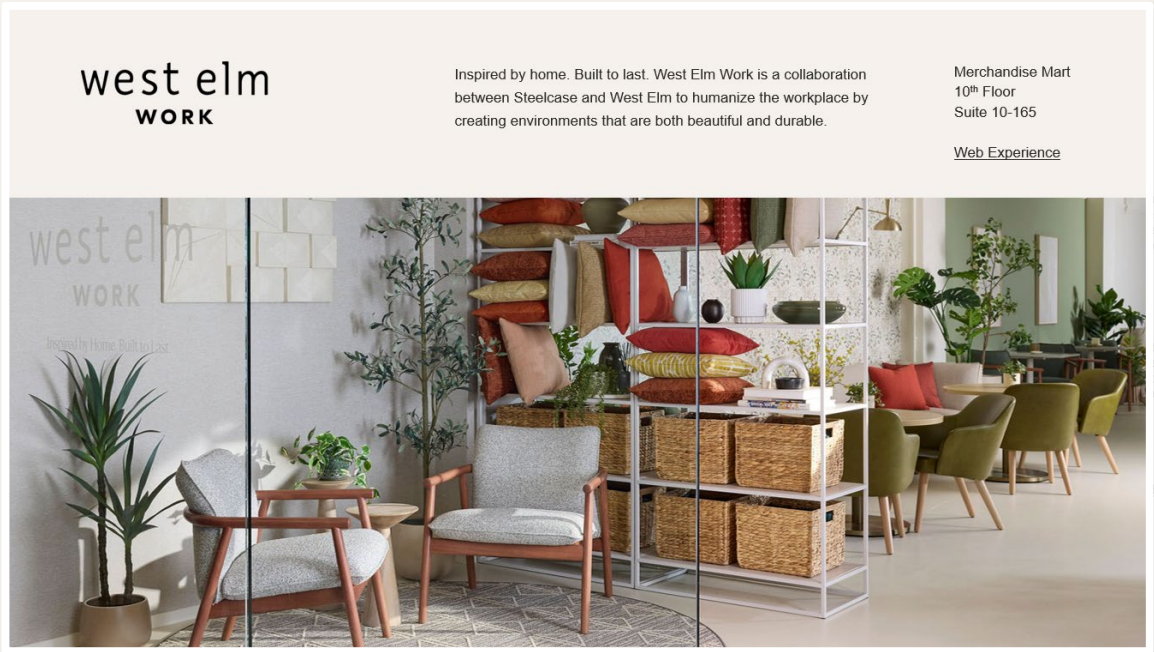
Map

The West Elm Work
showroom is on the
tenth floor, Suite 10-165.



Showroom & Pricing Guide

Showroom & Pricing Guide



west elm
WORK

Inspired by home. Built to last. West Elm Work is a collaboration between Steelcase and West Elm to humanize the workplace by creating environments that are both beautiful and durable.

Merchandise Mart
10th Floor
Suite 10-165

[Web Experience](#)

delivering designers a textile collection to create beautiful spaces.

Meyer Side Table (West Elm Retail)
Floor Lamp (West Elm Retail)

of patients, families and clinicians.

DesignTex Wallcovering, Bloomer
Carpet Tiles (Shaw)

Showroom Guide

Product call-outs and talking points for each application in the showroom.

Pricing Guide | Private Office + Lounge



Greenpoint Storage Bookcase
\$4,700 starting list



Kent 5-Star Conference Chair
\$1,700 starting list



Sutton Height Adjustable Desk
\$2,150 starting list



Brighton Lounge Chair
\$2,200 starting list




Maisie Side Table
\$8,50 starting list




Boardwalk Lounge
\$10,710 starting list



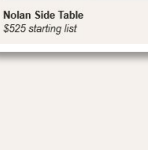
Sterling Lounge
\$1,200 starting list



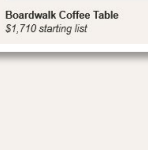
Kent Guest
\$1,300 starting list



Boardwalk Bench
\$5,900 starting list



Nolan Side Table
\$525 starting list



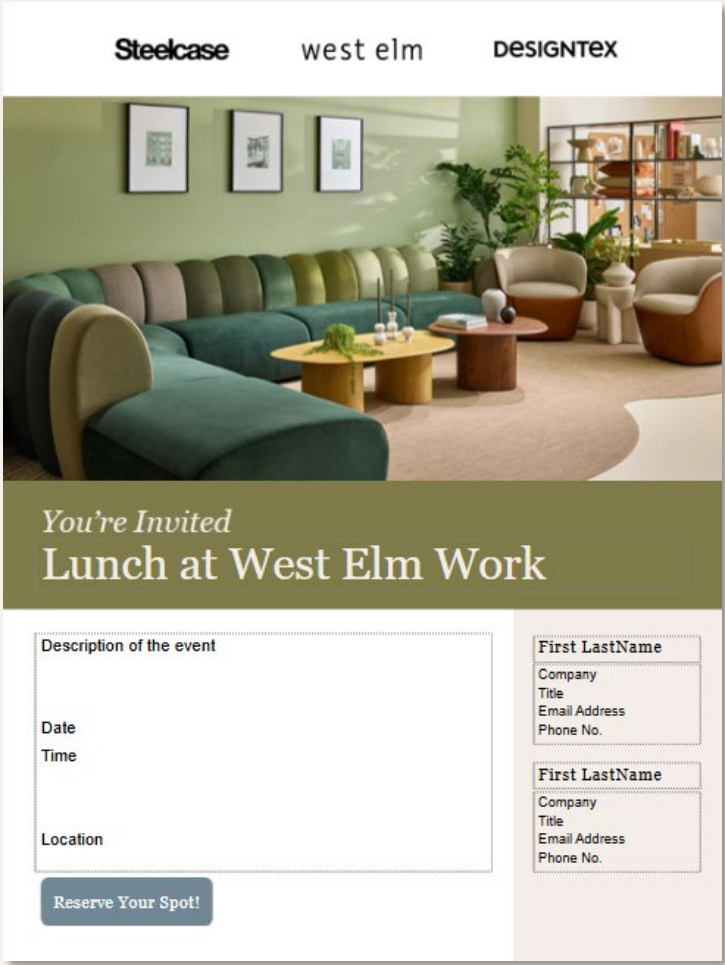
Boardwalk Coffee Table
\$1,710 starting list

Pricing Guide

Startling list price for each product in the showroom.

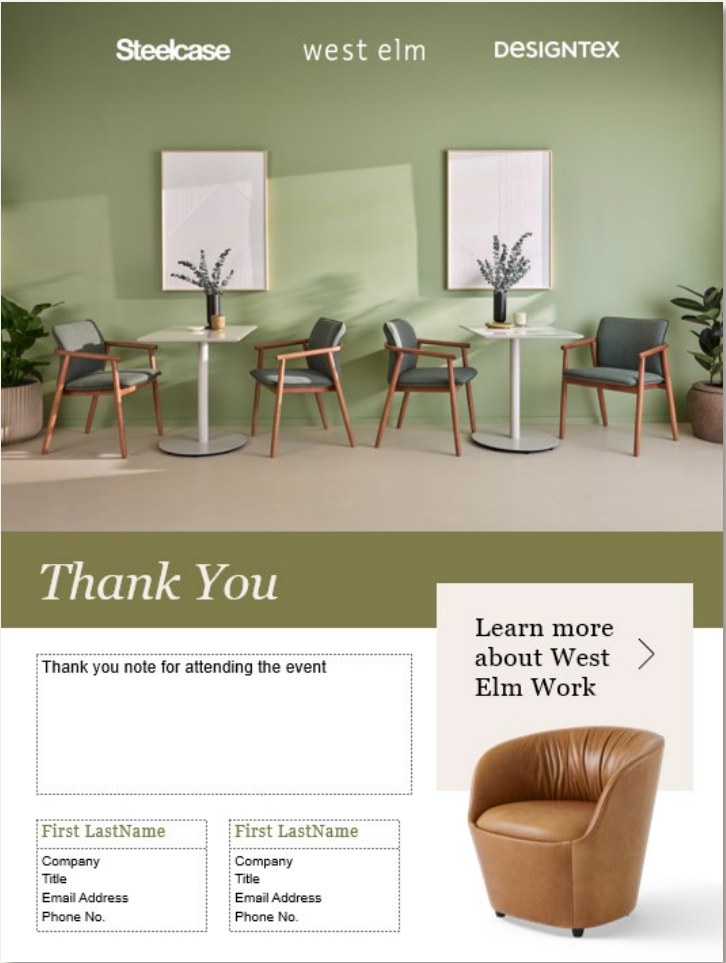
Invitation Suite

Invitation Suite



Invitation

Editable PowerPoint template to invite guests to events in the showroom.



Thank You

Editable PowerPoint template to thank guests for attending an event.

Monitor Slideshow

Monitor Slideshow

Product imagery and brand statements to display on the monitor during tours.

Options for sharing content:

1. Download the presentation on Village and share a looped slideshow via Air Play.
2. Plug in the flash drive (located in the kitchen) and display the images.

Designed by West Elm. Made by Steelcase.



Swag & Collateral

Swag

Smaller swag items are available in the showroom (located in the baskets in the front and Greenpoint Storage). Gift bags and tissue paper are available if you would like to package the swag or you can simply leave out the items for folks to take.


If larger door prizes or raffle items are needed, contact [Megan Boersma](#).



Tuck-and-Toss Bags



Enamel Pins



Notebooks



Pens

Collateral

Printed versions of each piece are in the Greenpoint Storage in the private office setting.

Either hand them out or put them on display for folks to take as a leave-behind.



Swatch Card

Identifies the Designtex upholstery on each product in the showroom.



Lookbook

Showcases the latest inspirational imagery from the brand.

Refreshments & Catering

Refreshments

Light refreshments are available in the showroom to use during tours and events. They are stored in the kitchen, either in the fridge or in cabinets.

- Coffee – Nespresso machine, pods, disposable cups, etc.
- Cold Drinks – sparkling and still water, soft drinks, etc.
- Snacks – individually packaged options

Contact Megan Boersma if things are running low and need to be replenished.



Catering

Feel free to bring in any catering that meets your needs.

We've used Blue Plate Catering for charcuterie/hors d'oeuvres and Sweetgreen for packed lunches.

A folding table and tablecloth are available in the kitchen to use to display food. Dishes, flatware and glassware are available in the kitchen if disposable utensils aren't provided.

Please be sure to run any used dishes through the dishwasher and take out the trash before leaving (there are trash bins near the elevators).



Wi-Fi, Speakers, & Restroom Codes

Wi-Fi

Wi-Fi is available for you to use in the space. This is also documented back in the kitchen.

CBCI-57CO

Network

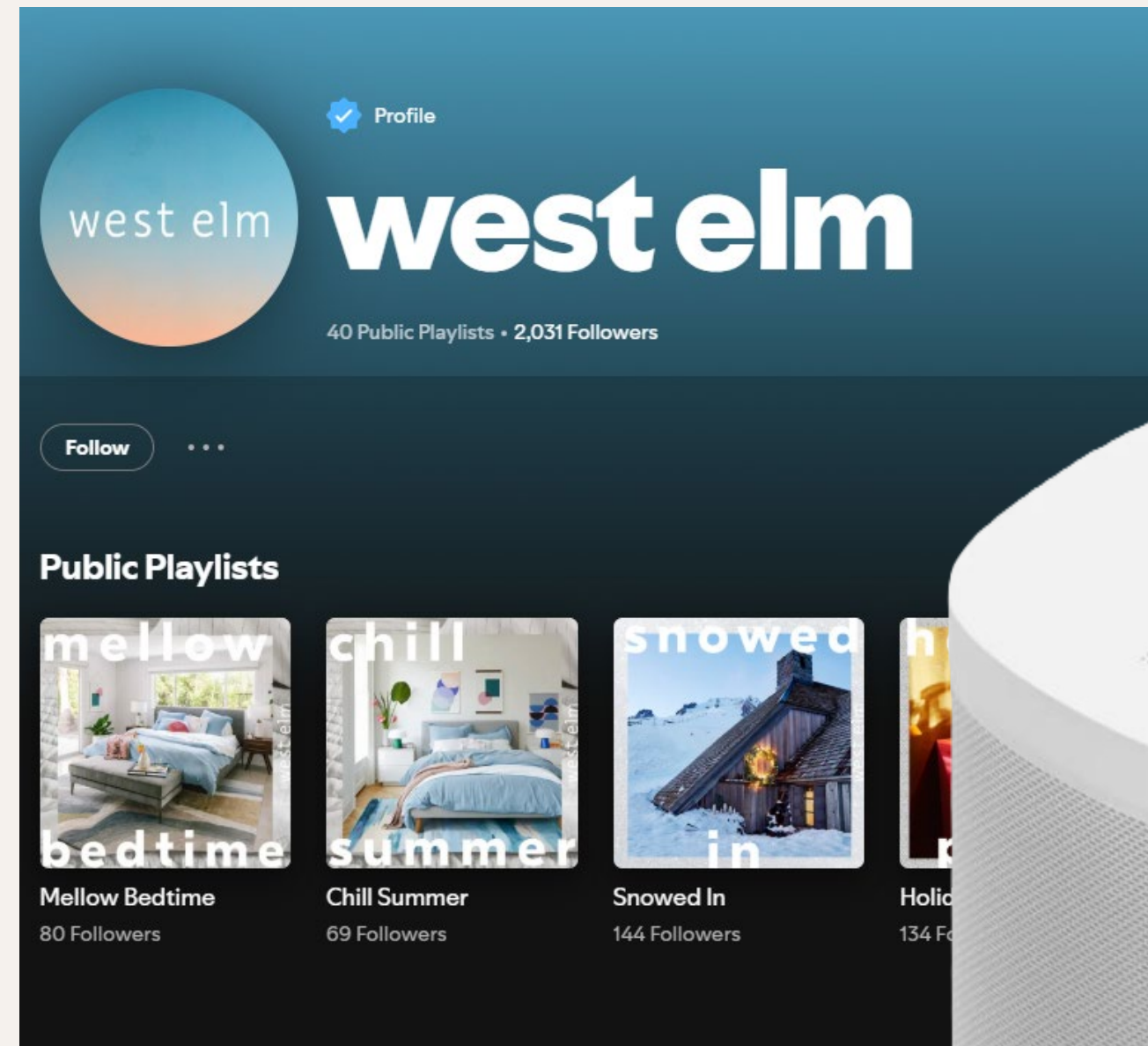
bison5655design

Password

Speakers

There are two Sonos speakers in the showroom, one by Boardwalk Lounge near the front of the showroom (behind some plants) and one in the Health space (behind plants by the door).

Consider playing ambient music to liven the space. West Elm has Spotify playlists they use in their retail stores that are good options to play, just connect to the speakers via Bluetooth.



Restroom Codes

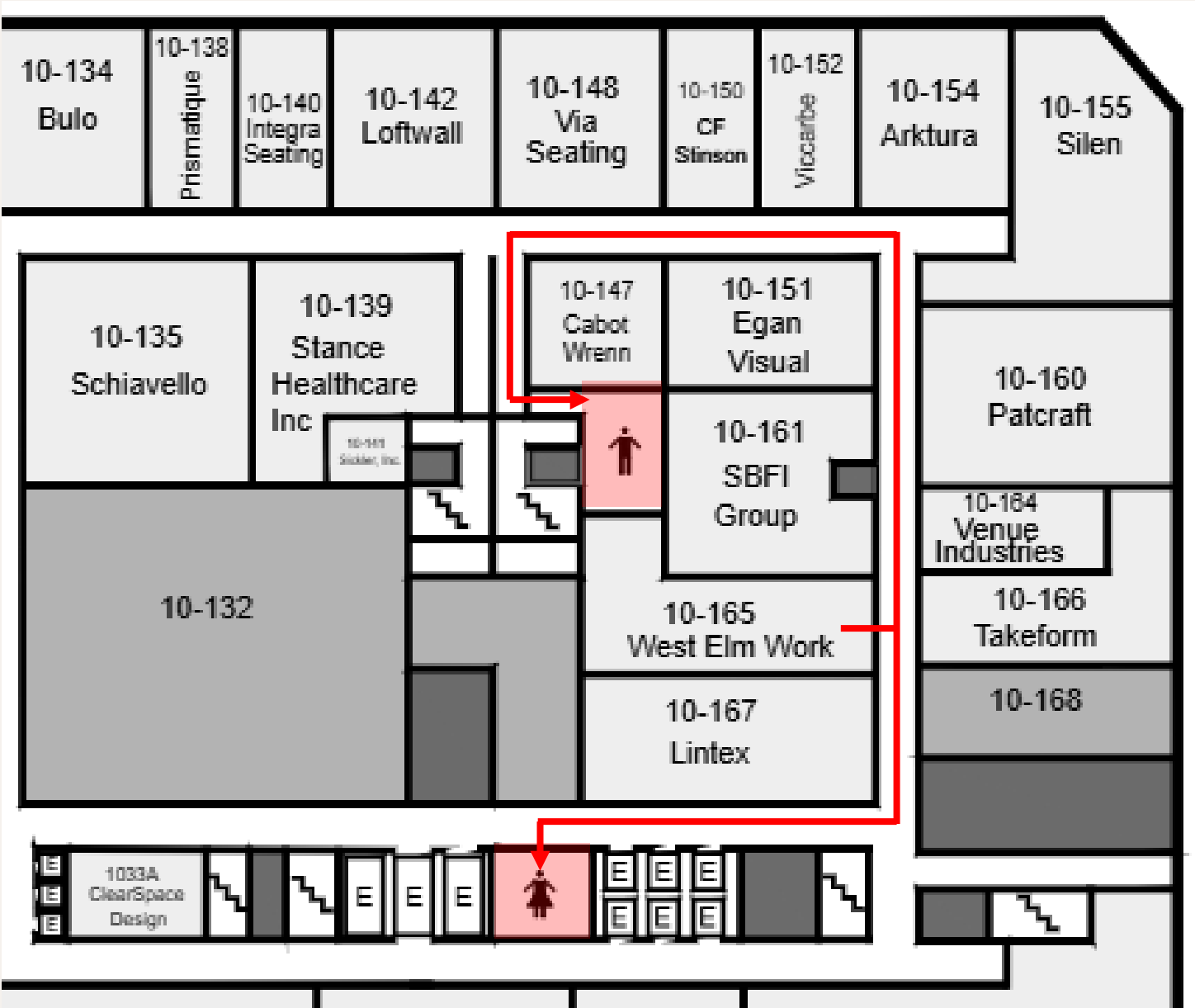
Restrooms on the tenth floor are locked. Use these codes to access them.

453

Men’s Restroom Code

521

Women’s Restroom Code



west elm
WORK