



IM#: 13-0003600

Walkstation
height-adjustable tables

Steelcase



The Impact of Movement

On average, people spend 36% of their time working—often hunched over desks or glued to seats in meeting rooms. Research shows that movement throughout the workday contributes to wellbeing, ultimately leading to a more engaged workforce. Walkstation offers employees the option to walk without disrupting the workday, enhancing health and productivity.



Movement in the Workplace

Workplaces designed for wellbeing incorporate spaces for sitting, standing and walking throughout the day in order to support a variety of work modes.

Ideal for shared workspaces, Walkstation can be placed in open areas to allow easy access and promote collaboration, or in enclosed areas for increased privacy.



IM#: 13-000061 | SM: WALKSTATION (CLEAR WALNUT WORKSURFACE), LEAP CHAIR (BISON)

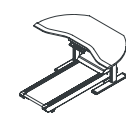


IM#: 15-0008311

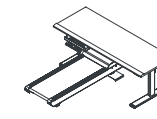
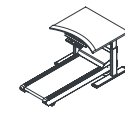
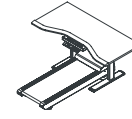
SIT-TO-WALKSTATION

The Sit-to-Walkstation provides a larger worksurface and room for seating. Workers can shift between sitting, standing and walking quickly and easily without leaving their personal workspace.

STATEMENT OF LINE



Walkstation



Sit-to-Walkstation

COMPONENTS

1. Commercial-grade treadmill with quiet, high-torque motor. Maximum speed of 2.0 mph, adjustable in 0.1 mph increments.
2. Patented Soft System® surface with Neoprene shock absorbers.
3. Easy-to-use digital display and touch pad controller for table height, user weight and treadmill speed. Records and displays time, distance, speed and calories burned.
4. Urethane High Profile Edge provides grip for balance and serves as built-in palm rest.
5. Magnetic safety clip for automatic shutoff.
7. Precision balanced with 360 lb. dynamic load-bearing capacity.
8. Treadmill receiver plate for stability.
9. Optional SlatRail or Slatwall to accommodate adjustable monitor arm and worktools.
10. Optional Privacy/Modesty Screens address visual distraction.
11. Optional Cableway hides cables, cords and wires.

SURFACE MATERIALS

Surface materials shown in brochure:

- 4231 Arctic White
- 6245 Clear Walnut

Colors are representative and may vary slightly from actual material.

For further options, visit us online.

SUSTAINABILITY

At its heart, sustainability at Steelcase is about people. It's about creating and supporting the economic, environmental and social conditions that allow people and communities to reach their full potential.

Research and insights direct our path. It's not only about creating goods, it's about creating good. It's not only about creating value, it's about living our values. It's not just about reducing our footprint, it's about expanding our reach. It's about creating lasting and meaningful change to enable the long-term wellbeing of current and future generations.

Innovative products and solutions result. In the development of our products, we work to consider each stage of the life cycle: from materials extraction, production, transport, use and reuse, until the end of its life. We demonstrate performance through third-party verified certifications and voluntary product declarations.

Steelcase's sustainability promises, actions, and results are communicated in an annual Corporate Sustainability Report.

Steelcase®

Call 800.333.9939 or visit Steelcase.com

 facebook.com/Steelcase

 twitter.com/Steelcase

 youtube.com/SteelcaseTV

Item #15-000068 6/15 ©2015 Steelcase Inc. All rights reserved. All specifications subject to change without notice. Trademarks used herein are the property of Steelcase Inc. or of their respective owners. Printed in U.S.A. FSC certified.