



IM#: 15-0013017

Waldorf™
freestanding casegoods

Steelcase
HEALTH

High Function with Classic Lines

The elegant Waldorf™ freestanding casegoods collection brings an inspired, easy-to-customize look for storage in patient rooms. Classic details give these convenient, hardworking solutions a comfortable, residential feel – with the strength

to endure the rigors of a healthcare environment. Elements combine effortlessly to meet unique needs while creating a cohesive healthcare experience.



IM#: 15-0013019 | SM: WALDORF TV CABINET WITH THREE DRAWERS AND ROUND KNOB PULL (DARK RUM CHERRY); OUTLOOK HAWTHORNE HIGH-BACK CHAIR WITH TAPERED BACK (DESIGNTEX CIRCA LIMEADE, DARK RUM CHERRY)

INSIGHT

We can enhance the healthcare experience by enabling patients to take control of their journeys. Places to accommodate personal items, opportunities to self-serve and attractive, uncluttered settings can meet individual needs and provide peace of mind.



IM#: 15-0013018



IM#: 15-0013020

Heavy Duty for High Demand

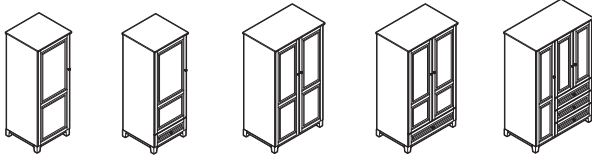
Waldorf is highly durable, designed to withstand around-the-clock use. A variety of finishes helps create a classic look.

Options for Every Room

The collection includes an extensive array of coordinated bedside tables, wardrobes, dressers and more. A range of wardrobe widths and configurations supports unique patient needs and space requirements.

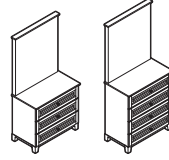
STATEMENT OF LINE

WARDROBE CABINET



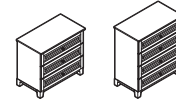
Overall depth 24"
Overall width 24"/36"/42"
Overall height 68"

TV CABINET



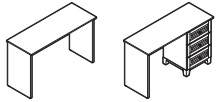
Overall depth 18"
Overall width 32"
Overall height 68"/76"

DRESSER



Overall depth 18"
Overall width 32"
Overall height 30"/38"

WRITING DESK



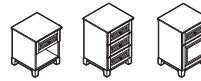
Overall depth 18"
Overall width 48"
Overall height 30"

BOOKCASE



Overall depth 12"
Overall width 32"
Overall height 30"



BEDSIDE TABLE



Overall depth 18"
Overall width 18"
Overall height 24"/30"

SURFACE MATERIALS

LAMINATE/THERMOFORM

-  Almond Cherry
-  Dark Rum Cherry
-  Shiraz Cherry

Colors are representative and may vary slightly from actual material.

For more information on these and other finishes and options, visit us online and view our *Specification Guide*.

SUSTAINABILITY

PEOPLE. PLANET. PROFIT.

By rethinking our business systems and designing our products to avoid negative impacts on humans and the environment, we contribute to a sustainable future for the planet and its people. We commit to advance our practices through continuous learning and building partnerships with our customers, business partners and environmental thought leaders to optimize our performance and contribute to the science and practice of sustainability.

TO FIND OUT MORE VISIT

WWW.STEELCASE.COM/SUSTAINABILITY



Waldorf is made with up to 77% recycled content, is designed to withstand the demands of healthcare cleaning protocols and is up to 11% recyclable at the end of its long lifespan. It may contribute to LEED certification for recycled content, regional materials, indoor environmental air quality, furniture and medical furnishings, and sustainable purchasing.

Steelcase®
HEALTH

Call 800.333.9939 or visit SteelcaseHealth.com

 facebook.com/SteelcaseHealth

 twitter.com/SteelcaseHealth

 youtube.com/SteelcaseTV