
Surface Materials Reference Manual April 2026

The Finish Library can be found at
www.steelcase.com/finishlibrary/

Resources—The Fine Print, in the back of this manual, contains a wealth of information about our surface materials.

	
Surface Materials Overview	3
Global Palette Overview	7
Steelcase Surfaces Program	17
Availability Matrices	33
Test Standards and Technical Information	129
Select Surfaces Program	147
Custom Surfaces Programs	153
Material Direction Guidelines	167
Excluded and Transitional Surface Materials	173
Resources—The Fine Print	177
Cleaning and Care of Surface Materials	178
Fabric Treatment	181
Who to Call	182
Steelcase Textiles Cut Yardage Program	183
Glossary	184

► For a list of all trademarks, refer to the last page of this reference manual.



Surface Materials Overview

Our Surfaces Offering	4
What's New in Surface Materials	5
Surfaces Made Simple	6

Our Surfaces Offering

Smart, simple, and functional

Color Matters

Three simple ideas helped create a palette that works: the color or hue, the value from light to dark, and our hard surface offering creates a common color logic shared across material types.

Wherever you find inspiration, our hard surface offering has a choice for you: warm or cool; red, green, blue or yellow; light to dark.

As color theory goes, the closer a color gets to neutral the greater its ability to cross over multiple color families. Our neutral palette does that. Add some metallics to the mix and you have neutral colors that work in any space.

Choice Matters

It all works together. And we meant for that to happen. Finishes coordinate – laminate colors and patterns are created to match with or coordinate with paint and plastic colors. Our textiles were designed to work with our hard surfaces.

Choose any architectural elements for a space, and our surfaces will coordinate with them.

Creativity Matters

At the end of the day, it's all about you.

At first glance, the hard surfaces offering may appear to be a group of simple beiges and greys. It is this offering of crisp, clear neutrals are designed to help the design professional by facilitating, not inhibiting, design freedom in their environments.

A wide range of textiles offer the ability to make a statement and add color within a space. Anything is possible – well, almost anything – and if there is a need for a unique solution that our regular offering does not address, our Custom Surfaces program can help satisfy your creativity.

The Earth Matters

We live by a set of environmental design objectives to guide our product development work. These objectives include product durability, recycled content and recyclability, elimination of harmful materials and indoor air quality impact, use of sustainably harvested woods, reduction of energy use, and product end of life strategies. These objectives are intended to drive us forward so that each new product will have stronger environmental properties than the one it replaces.

Dovetail by Designtex

Dovetail by Designtex is a price group 2 textile collection that offers a soft color palette with a subtle heathered visual. The colors pair well with our paint portfolio, allowing for monochromatic design. Dovetail by Designtex can be used across a range of products including both seating and vertical applications. For inspiration on how to leverage this material in your space, click here (link to the Finish Library palette) <https://www.steelcase.com/palettes/dovetail-by-designtex>.

SoftNext

Meet our multi-use collection called SoftNext. SoftNext is 100% post-consumer recycled polyester. This textile can be used across a range of products including both seating and vertical applications. SoftNext is a new price group 2 textile that is both visually soft and soft to the touch. It provides subtle color mixing with a beautiful heathered texture and matte finish. For inspiration on how to leverage this material in your space, click here (link to the Finish Library palette) <https://www.steelcase.com/palettes/softnext>.

Café

Café leather is a standard leather available in seven colors. It features a two-tone color design and offers a rich color palette. Its warm and inviting visual provides an updated range of choice within our standard leather offering. Café is a price group leather 1 and is available across seating applications. For inspiration on how to leverage this material in your space, click here (link to the Finish Library palette) <https://www.steelcase.com/palettes/caf%C3%A9>.

Composite Veneer | Eight New Colors

Composite veneers are a natural product utilizing veneers from faster-growing tree species like Obechee. Veneer flitches are laid to emulate veneer species like oak, cherry, maple, and walnut. The faster growth allows for more consistent grain designs with less variations due to knots and slower-growth. Composite veneers are a great option for customers desiring a natural product while needing consistency in color and grain design across multiple products and applications.

New Colors in Foundation | Select Surfaces

Expanding our Foundation palette with new colors in our Select Surface portfolio. These new color introductions were developed by finding inspiration from our comforts of home and our connections to nature. Foundation is a vinyl upholstery that does not contain harmful phthalates or flame retardants. This material has the same performance characteristics vinyl has always been able to provide. Foundation's leather-like grain design provides a highly cleanable material that is ideal for specification in health and learning environments. Performance is not an afterthought, applied by means of posttreatment or topcoat that alters the look and feel of the material, but rather is embedded in the design. As a non-woven fabric, this material is also bleach-cleanable.

New Colors in Stand In | Select Surfaces

Expanding our Stand In palette with new colors in our Select Surface portfolio. These new color introductions were developed by finding inspiration from our comforts of home and our connections to nature. Stand In is a polyurethane (PU) with a leather-like grain design. The material does not contain solvents including PVC, PFAS, heavy metals, or flame retardants. Its coated design makes this an ideal material for highly cleanable performance applications such as health or learning environments. It can be specified across our seating portfolio.

Neutral Paint Colors

We've added a selection of grounding neutrals that balance our paint portfolio and present a set of timeless, warm, and soft tones that often resemble places of comfort. These new neutrals can act as a foundation for bright accents or be layered together in tone-on-tone combinations.

Accent Paint Colors

We've added new accent paint colors that were carefully designed to evoke different aspects of nature's beauty from the world around us. Colors that can seamlessly layer and support other materials, without being the spotlight.

Surfaces Made Simple

Our Surface Materials

Our offering is presented in an easy to understand availability framework.

- Steelcase Surfaces
- Select Surfaces
- Custom Surfaces

Steelcase Surfaces

Timeless, tried and true.

These are the surface choices that make up our standard offering. Steelcase Surfaces are categorized into three life cycle categories:

- 1) **Active:** Current surfaces that we actively promote: *Classics* – our go-to designs, made for standardization. *Inspire* – surface materials with unique attributes, like aesthetics, environmental properties, etc.
- 2) **Excluded:** These are Steelcase surface materials that are no longer part of the active offering. While they may still be available for customers who previously standardized on them, they are not recommended for use in new projects. Availability varies by material and product line. Please refer to the product specification guides for detailed information.
Note: These finishes may be excluded from some marketing tools such as sets and swatch cards.
- 3) **Transitional:** Surfaces with an identified end of life timeframe. Whenever possible, cull dates have been assigned.

Select Surfaces

Extension of choice.

We have expanded our ability to offer choice by partnering with best-in-class companies, in conjunction with the Steelcase Design Studio, to use their products on ours in a facilitated way. No testing, no calculating yardage, and no adding a line item for the extra textile cost as all of this has already been done. It is our plan to continue to grow this offering so that we may continue to make it easy and beautiful to use Steelcase.

Custom Surfaces

Even with the choices we offer through Steelcase and Select Surfaces, we know that sometimes there is a need to provide customers with a solution that is uniquely theirs.

Custom Surfaces are things like:

- COM (Customer's Own Material)
- Open Line Laminate
- PerfectMatch paints
- Customiz stain

▶ For more information on these programs, please visit the *Custom Surfaces Program* section of this reference manual, page 153.

Global Palette Overview

Global Palette Overview	8
Textile Global Palette Collection Overview	10
Global Color Conversion Matrix by Geography	12

Global Palette Overview

Global Palette Overview

A core collection of finishes that is available across multiple geographies and on relevant product lines. The palette offers materials that have been selected to coordinate with one another and are easy to specify. They are globally appropriate, familiar, and available to order on Steelcase product lines around the world.

Why

To improve the overall experience for our global clients and allow them to create a consistent brand wherever work happens. Internal branding plays an important role in corporate spaces and our customers are motivated by a growing desire to have consistent representation of the company culture and values across all geographies – the global palette provides a consistent look and feel to help reinforce a common brand and culture.

Where

Geographies include the Americas – North, Central and South; EMEA – Europe, the Middle East, and Africa; and APAC – Asia Pacific. Not all finishes are available on all product lines, in all geographies. Use the matrices in this reference manual to help with application approval and availability across the different regions. For details on how to order product in each geography, regional specification guides should be referenced.

What

Paint – the foundation for design in a space and consequently, the foundation of materials choice within the global palette. To ensure a balanced and complete offering, we have considered color family, value, range, neutrality, and global trends.

▶ See page 10.

Laminate – an intentional selection of laminates has been selected to coordinate with the global paint offering.

▶ See page 10.

Plastics – from classic neutrals to fundamental color selections, the seating plastic choices coordinate with paints, laminates, and other finishes in the global palette.

▶ See page 11.

Textile/Knit/Mesh – a wide range of color, texture, and patterns are included in the textile/knit/mesh offering, please refer to page 10 for more details.

Other

We will continue to stay close to global material trends and make enhancements to the offering.

▶ Reference pages 10–11 for additional details around geography/product availability and finish number conversions. For samples, visit your regional Steelcase Marketing Resources site or contact your local Steelcase representative.

Textile Global Palette Collection Overview

Below is a list of finish numbers, by geography, for materials within the global palette. Not all finishes are available on all product lines, in all geographies. Use the matrices in this reference manual to help with application approval and availability across the different regions. For details on how to order product in each geography, regional specification guides should be referenced.

Legend

- = Available
- = Available with exceptions (colorway)
- = Not available

	Region		
	AMERICAS	EMEA	APAC
AMERICAS			
Vertical Surface Fabrics			
Alloy	■	•	•
Bariolage	■	•	•
B-Free Knit	■	□	•
Billiard Multi-Use	■	•	•
Boccie	■	•	•
Buzz2	■	•	■
Charm	■	•	•
Code	■	•	•
Flip: Orbit	■	•	•
Flip: TexHex	■	•	•
Fresco	■	•	•
Intersection	■	•	•
Latch	■	•	•
Optic	■	•	•
Pianista	■	•	•
Rhythm	■	•	•
Sprite	■	•	•
Stencil	■	•	•
Tinsel	■	•	•
Seating Upholstery—Woven/Knit Textiles			
Billiard Multi-Use	■	•	•
Bo Peep	■	•	•
Buzz2	■	•	■
Chainmail	■	•	•
Cogent: Connect/Atlantic	■	■	■
Cogent: Trails	■	•	•
Era	■	■	■
Gaja	■	■	•
Link	■	•	•
New Black	■	•	•
Redeem	■	•	•
Remix	■	■	•
Retrieve	■	•	•
Silk	■	■	•
Steelcut Trio	■	■	•

	Region		
	AMERICAS	EMEA	APAC
AMERICAS			
Seating Upholstery—Leather/Coated Materials			
Brisa	■	•	•
Elmosoft Leather	■	•	•
Foundation	■	•	•
Stand In	■	•	•
Other Upholstery—Mesh			
3D Knit	■	■	■
3D Microknit	■	■	■
Connect 3D	■	■	■
Qivi Net	■	■	•
Reply Air Mesh/Air Mesh	■	■	•
Quantum Mesh	■	•	•

Americas = North, Central, and South America
EMEA = Europe, the Middle East, and Africa
APAC = Asia Pacific

Tip: Gaja, Remix, and Steelcut Trio can be ordered as a pre-approved special on applicable product lines in APAC.

Tip: Not all finishes are available on all product lines, in all geographies. For details on how to order product in each geography, regional specification guides should be referenced.

Below is a list of finish numbers, by geography, for materials within the global palette. Not all finishes are available on all product lines, in all geographies. Use the matrices in this reference manual to help with application approval and availability across the different regions. For details on how to order product in each geography, regional specification guides should be referenced.

Legend

- = Available
- = Available with exceptions (colorway)
- = Not available

	Region				Region		
	AMERICAS	EMEA	APAC		AMERICAS	EMEA	APAC
EMEA				APAC			
3D Knit	■	■	■	Aries	•	•	■
3D Microknit	■	■	■	Buzz2	■	•	■
Air Mesh/Reply Air Mesh	■	■	■	Cogent: Connect/Atlantic	■	■	■
Alterna	•	■	•	Cross Check	•	•	■
B-Free Knit	■	□	•	Era	■	■	■
Cogent: Connect/Atlantic	■	■	•	FB02 Fabric	•	•	■
Comfort+	•	■	•	FB06 Fabric	•	•	■
Connect 3D	■	■	■	Medley	•	•	■
Era	■	■	■	Mirage	•	•	■
Europe	•	■	•	New Black	■	•	■
Fame	•	■	•	Otto	•	•	■
Gaja	■	■	•	Spruce	•	•	■
Hush	•	■	•	Select Surfaces			
Impress	•	■	•	Adler	•	•	•
Lucia	•	■	•	Brushed Flannel	•	•	•
QiviV Net/Net	■	■	•	Gamut	•	•	•
Remix (Steelcase)	■	■	•	Heather	•	•	•
Silk	■	■	•	Loop to Loop	•	•	•
Steelcut Trio (Steelcase)	■	■	•	Mod	•	•	•
Step	•	■	•				
Step Melange	•	■	•				
Xpress	•	■	•				
Select Surfaces							
Canvas 2	•	•	•				
Coda 2	•	•	•				
Criss Cross	•	•	•				
Fame Hybrid	•	•	•				
Hallingdal 65	•	•	•				
Medley	•	•	■				
Mood	•	•	•				

Americas = North, Central, and South America
EMEA = Europe, the Middle East, and Africa
APAC = Asia Pacific

Tip: Gaja, Remix, and Steelcut Trio can be ordered as a pre-approved special on applicable product lines in APAC.

Tip: Not all finishes are available on all product lines, in all geographies. For details on how to order product in each geography, regional specification guides should be referenced.

Global Color Conversion Matrix by Geography

Below is a list of finish numbers, by geography, for materials within the global palette. Not all finishes are available on all product lines, in all geographies. Use the matrices in this Reference Manual to help with application approval and availability across the different regions. For details on how to order product in each geography, regional specification guides should be referenced.

	AMER	EMEA	APAC
Hard Surfaces			
PET			
Medium Heather Grey	P630	P630/P636	BZ36
Dark Heather Grey	P631	P631	BZ03
Heather Navy	P635	–	–
Light Heather Grey	P636	–	BZ36
Laminate			
Clear Walnut	2538/25L8	2LW5	25L8
Black	2746/247L	340	BLK1
Seagull	7250	B7	2L83
Clear Oak	2HAK/2LAK	2LAK	–
Acacia	2HAT/2LAT	AT	2LAT
Clay Wenge	2HCW/2LCW	2LGK	–
Merle	2HMG/2LMG	2LMG	2LMG
Paint			
Arctic White Gloss	4140	WG	4140
Champagne Metallic	4750	CH	4750
Sterling Metallic	4798	ST	4798
Platinum Metallic	4799	SL	SL/4799
Near Black Metallic	4803	NM	–
Black	7207	PB	BK/7207
Arctic White	7241	WM	7241
Sterling Dark Solid	7250	–	7250
Merle	7360	MG	7360
Rose Quartz	1ATG	1ATG	1ATG
Blue Jay	4AV3	–	4AV3
Citron	4AX1	4AX1/Q7	4AX1
Obsidian	4B20	4B20	4B20
Matte Brass	4B22	4B22	4B22
Burnished Bronze	4B23	4B23	4B23
Night Bronze	4B24	4B24	4B24
Matte Copper	4B25	4B25	4B25
Aubergine	4CZ1	–	4CZ1
Jungle	4CZ3	4CZ3	4CZ3
Merlot	4CZ4	–	4CZ4
Honey	4CZ5	4CZ5	4CZ5
Lagoon	4CZ6	4CZ6	4CZ6

	AMER	EMEA	APAC
Hard Surfaces, continued			
Plastic			
Arctic White	6009	WM	6009
Seagull	6053	B7	6053
Sterling Dark Solid	6059	59	–
Black	6205	05/6205	6205
Platinum Solid/Nickel	6249	PM/6249	6249
Citron	6332	09/6332	6332
Picasso	6333	B9	6333
Flash	6334	6334	–
Wasabi	6335	VP	6335
Jazz	6336	36	6336
Chili	6338	38	–
Royal Blue	5U22	5U22	5U22
Blue Jay	5U23	5U23	5U23
Scarlet	5U24	5U24	5U24
Malt	5U25	5U25	5U25
Wasabi Too	5U26	5U26	5U26
Concord	5U27	5U27	5U27
Canary	5U28	5U28	5U28
Merle	6527/6295	MG/6295	6527/6295
Purple	6BC2	6BC2	–
Aubergine	6BD1	6BD1	6BD1
Peacock	6BD2	6BD2	6BD2
Jungle	6BD3	6BD3	6BD3
Merlot	6BD4	6BD4	6BD4
Honey	6BD5	6BD5	6BD5
Lagoon	6BD6	6BD6	6BD6
Saffron	6BD7	6BD7	6BD7
Snow	6BD8	6BD8	–
Ore	6BE1	6BE1	–

Below is a list of finish numbers, by geography, for materials within the global palette. Not all finishes are available on all product lines, in all geographies. Use the matrices in this Reference Manual to help with application approval and availability across the different regions. For details on how to order product in each geography, regional specification guides should be referenced.

	AMER	EMEA	APAC
Woven Textiles			
3D Knit			
Canary	5054	18-3DKnit	5054
Licorice	5064	01-3DKnit	–
Coconut	5065	02-3DKnit	5065
Royal Blue	5089	16-3DKnit	5089
Wasabi	5090	–	5090
Nickel	5093	17-3DKnit	5093
Tangerine	5094	13-3DKnit	5094
Scarlet	5095	14-3DKnit	5095
Turmeric/Honey	5096	23-3DKnit	5096
Blue Jay	5098	15-3DKnit	5098
Aubergine	5560	19-3DKnit	5560
Peacock	5561	20-3DKnit	5561
Jungle	5562	21-3DKnit	5562
Merlot	5563	22-3DKnit	5563
Lagoon	5564	24-3DKnit	5564
Saffron	5565	25-3DKnit	5565
Beige	–	10-3DKnit	5066
3D Microknit			
Nickel	5T20	5T20	5T20
Black	5T21	5T21	5T21
Royal Blue	5T22	5T22	5T22
Blue Jay	5T23	5T23	5T23
Scarlet	5T24	5T24	5T24
Beige	5T25	5T25	5T25
Apple Green	5T26	5T26	5T26
Orange	5T27	5T27	5T27
Purple	5T28	5T28	5T28
Graphite	5T29	5T29	5T29
Canary	5T30	5T30	5T30
Seagull	5T31	5T31	5T31
Aubergine	5T32	5T32	5T32
Peacock	5T33	5T33	5T33
Jungle	5T34	5T34	5T34
Merlot	5T35	5T35	5T35
Honey	5T36	5T36	5T36
Lagoon	5T37	5T37	5T37
Saffron	5T38	5T38	5T38

	AMER	EMEA	APAC
Woven Textiles, continued			
B-Free Knit			
White	5Y30	Select Surface	–
Sky	5Y31	Select Surface	–
Ice	5Y32	Select Surface	–
Teal Blue	5Y33	Select Surface	–
Tangerine	5Y34	Select Surface	–
Paprika	5Y35	Select Surface	–
Leaf	5Y36	Select Surface	–
Chartreuse	5Y37	Select Surface	–
Lime	5Y38	Select Surface	–
Silver	5Y39	Select Surface	–
Currant	5Y40	Select Surface	–
Red Mittens	5Y41	Select Surface	–
Hot Pink	5Y42	Select Surface	–
Light Grey	5Y58	7258	–
Dark Grey	5Y99	7299	–
Buzz 2			
Burgundy	5F05	–	5F05
Blue	5F07	–	5F07
Navy	5F08	–	5F08
Stone	5F15	–	5F15
Black	5F17	–	5F17
Sable	5G51	–	5G51
Pumpkin	5G55	–	5G55
Rouge	5G57	–	5G57
Meadow	5G59	–	5G59
Alpine	5G64	–	5G64
Tornado	5G65	–	5G65

Global Color Conversion Matrix by Geography, continued

Below is a list of finish numbers, by geography, for materials within the global palette. Not all finishes are available on all product lines, in all geographies. Use the matrices in this Reference Manual to help with application approval and availability across the different regions. For details on how to order product in each geography, regional specification guides should be referenced.

	AMER	EMEA	APAC
Woven Textiles, continued			
Cogent: Connect/Atlantic	Cogent: Connect	Atlantic	Cogent: Connect
Aubergine	5SD1	AT25	5SD1
Blue Jay	5S21	AT16	5S21
Canary	–	AT22	5S98
Coconut	5S15	AT14	5S15
Concord	5S19	AT23	5S19
Graphite	5S25	AT24	5S25
Green Citrine	5SD5	–	5SD5
Indigo/Blueprint	5S93	–	5S93
Lagoon	5SD3	AT30	5SD3
Licorice	5S26	AT04	5S26
Lipstick/Merlot	5S99	AT28	5S99
Lizard/Jungle	5S94	AT27	5S94
Malt	5S27	AT20	5S27
Nickel	5S24	AT17	5S24
Olivine	5SF4	–	5SF4
Peacock	5SD2	AT26	5SD2
Quicksilver	5S96	–	5S96
Root Beer	5S28	AT18	5S28
Rose Quartz	5SD6	–	5SD6
Royal Blue	5SD0	AT08	5SD0
Saffron	5SD4	AT31	5SD4
Sailor	5S95	–	5S95
Scarlet	5S18	AT15	5S18
Sea Salt	5SD7	–	5SD7
Storm Cloud	5SF3	–	5SF3
Tangerine	5S17	AT19	5S17
Turmeric/Honey	5S16	AT29	5S16
Wasabi	5S23	AT21	5S23
Connect 3D			
Coconut	5015	14-Connect3D	–
Turmeric/Honey	5016	38-Connect3D	–
Tangerine	5017	05-Connect3D	–
Scarlet	5018	15-Connect3D	–
Blue Jay	5021	16-Connect3D	–
Wasabi	5023	03-Connect3D	–
Graphite	5025	10-Connect3D	–
Licorice	5026	04-Connect3D	–
Malt	5027	12-Connect3D	–
Aubergine	5532	32-Connect3D	–
Peacock	5533	33-Connect3D	–
Jungle	5534	34-Connect3D	–
Merlot	5535	35-Connect3D	–
Lagoon	5536	36-Connect3D	–
Saffron	5537	37-Connect3D	–

	AMER	EMEA	APAC
Woven Textiles, continued			
Era			
Cobalt	5ER0	–	5ER0
Harbor	5ER1	–	–
Blue Nickel	5ER2	–	5ER2
Pistachio	5ER3	–	5ER3
Canary	5ER4	–	–
Comet	5ER5	CSE41 (5ER5)	–
Truffle	5ER6	CSE02 (5ER6)	5ER6
Saffron	5ER7	–	5ER7
Pink Lemonade	5ER8	–	5ER8
Onyx	5ER9	CSE14 (5ER9)	5ER9
Scarlet	5ES0	–	5ES0
Lentil	5ES1	CSE23 (5ES1)	–
Oatmeal	5ES2	CSE01 (5ES2)	–
Persimmon	5ES3	–	5ES3
Sprout	5ES4	–	5ES4
Blue Mint	5ES5	–	5ES5
Royal Blue	5ES6	–	–
Night Owl	5ES7	CSE13 (5ES7)	5ES7
Rose Quartz	5ET1	–	5ET1
Olivine	5ET3	CSE33	5ET3
Electric Indigo	5EU2	–	5EU2
Green Citrine	5EU3	–	5EU3
Storm Cloud	5EU4	CSE43	5EU4
Gaja			
Black	5W40	2011	Pre-Approved Special
Pepper	5W41	2015	Pre-Approved Special
Pearl Grey	5W42	2027	Pre-Approved Special
Crimson	5W43	–	Pre-Approved Special
Ink	5W44	2021	Pre-Approved Special
Night Blue	5W45	–	Pre-Approved Special
Camellia Red	5W51	–	Pre-Approved Special
Snow Pea	5W53	–	Pre-Approved Special
Olive	5W54	–	Pre-Approved Special
Maroon	5W56	–	Pre-Approved Special
Black Raspberry	5W57	–	Pre-Approved Special
Spruce	5W58	–	Pre-Approved Special
Deep Blue	5W60	–	Pre-Approved Special
Chili Pepper	5W61	–	Pre-Approved Special

Below is a list of finish numbers, by geography, for materials within the global palette. Not all finishes are available on all product lines, in all geographies. Use the matrices in this Reference Manual to help with application approval and availability across the different regions. For details on how to order product in each geography, regional specification guides should be referenced.

	AMER	EMEA	APAC
Woven Textiles, continued			
Medley			
Pepper Black	–	Select Surface	60999
Light Grey	–	Select Surface	66008
Grey Brown	–	Select Surface	60167
Pepper	–	Select Surface	60004
Mocha	–	Select Surface	61004
Chamois	–	Select Surface	61003
Beige	–	Select Surface	61002
Grey	–	Select Surface	60003
Khaki Green	–	Select Surface	68005
Khaki	–	Select Surface	67002
Mustard Yellow	–	Select Surface	62002
Apple Green	–	Select Surface	68002
Dark Green	–	Select Surface	67054
Orange Mix	–	Select Surface	63017
Dark Pink	–	Select Surface	64125
Sky Blue	–	Select Surface	67006
Water Blue	–	Select Surface	67053
Red	–	Select Surface	64019
Purple	–	Select Surface	65012
Denim	–	Select Surface	66144
Blue Jean	–	Select Surface	66007
Cherry Red	–	Select Surface	64123
Dark Purple	–	Select Surface	65086
Blue Purple	–	Select Surface	66145
Blue	–	Select Surface	66010
New Black: Bruce			
New Black: Bruce	5J10	–	5J10
New Black: Harley			
New Black: Harley	5J12	–	5J12
New Black: Henry			
New Black: Henry	5J11	–	5J11
New Black: Jack			
New Black: Jack	5J08	–	5J08
New Black: James			
New Black: James	5J09	–	5J09

	AMER	EMEA	APAC
Woven Textiles, continued			
Qivi Net/Net	Qivi Met	Qivi Net	Qivi Net
Wasabi	QN01	01-Net	QN01
Licorice	QN02	02-Net	QN02
Tangerine	QN03	03-Net	QN03
Graphite	QN04	04-Net	QN04
Malt	QN05	05-Net	QN05
Coconut	QN06	06-Net	QN06
Scarlet	QN07	07-Net	QN07
Blue Jay	QN08	08-Net	QN08
Royal Blue	QN09	09-Net	QN09
Aubergine	QN10	10-Net	QN10
Peacock	QN11	11-Net	QN11
Jungle	QN12	12-Net	QN12
Merlot	QN13	13-Net	QN13
Honey	QN14	14-Net	QN14
Lagoon	QN15	15-Net	QN15
Saffron	QN16	16-Net	QN16
Remix			
Rust	RE01	RE01	–
Pebble	RE03	RE03	–
Dark Chocolate	RE04	–	–
Linen Beige	RE06	RE06	–
Concrete Grey	RE08	RE08	–
Sky Blue	RE09	–	–
Blue Jean	RE10	RE10	–
Ivy Green	RE11	–	–
Night Blue	RE13	–	–
Reply Air Mesh/ Air Mesh	Reply Air Mesh	Air Mesh	Reply Air Mesh
Grey	AR01	AR01	AR01
Black	AR02	AR02	AR02
Red	AR04	AR04	AR04
Royal Blue	AR05	AR05	AR05
Apple Green	AR06	AR06	AR06
Sable	AR09	–	AR09
Aubergine	AR13	AR13	AR13
Peacock	AR14	AR14	AR14
Jungle	AR15	AR15	AR15
Merlot	AR16	AR16	AR16
Honey	AR17	AR17	AR17
Lagoon	AR18	AR18	AR18
Saffron	AR19	AR19	AR19

Global Color Conversion Matrix by Geography, continued

Below is a list of finish numbers, by geography, for materials within the global palette. Not all finishes are available on all product lines, in all geographies. Use the matrices in this Reference Manual to help with application approval and availability across the different regions. For details on how to order product in each geography, regional specification guides should be referenced.

	AMER	EMEA	APAC
Woven Textiles, continued			
Silk			
Dijon	5L31	–	–
Seaweed	5L32	–	–
Boysenberry	5L33	–	–
Marina	5L35	–	–
Heather Blue	5L36	5L36	–
Blue Raspberry	5L37	–	–
Cauldron	5L38	5L38	–
Flaxen	5L39	–	–
Steelcut Trio			
Mist Grey	TR01	TR01	Pre-Approved Special
Stone Grey	TR02	TR02	Pre-Approved Special
Cassonade Beige	TR03	TR03	Pre-Approved Special
Nutmeg Beige	TR04	–	Pre-Approved Special
Licorice Black	TR06	–	Pre-Approved Special
Ice Blue	TR11	–	Pre-Approved Special
Brown Frost	TR15	–	Pre-Approved Special
Coastal Oasis	TR18	–	Pre-Approved Special
Deep Sea	TR19	–	Pre-Approved Special

	AMER	EMEA	APAC
Woven Textiles, continued			
Step			
Moon Dust	Select Surface	ST101	–
Battleship Grey	Select Surface	ST102	–
Koala Grey	Select Surface	ST103	–
Black	Select Surface	ST104	–
Garbanzo	Select Surface	ST015	–
Soil	Select Surface	ST106	–
Ocher	Select Surface	ST107	–
Pop Orange	Select Surface	ST108	–
Dormant Red	Select Surface	ST109	–
Twilight Blue	Select Surface	ST110	–
Pulsar	Select Surface	ST111	–
Orchid Blue	Select Surface	ST112	–
Aqua Blue	Select Surface	ST113	–
Rainforest	Select Surface	ST114	–
Scallion Green	Select Surface	ST115	–
Step Melange			
Grey Mix	Select Surface	ST201	–
Grey Brown	Select Surface	ST202	–
Beige Mix	Select Surface	ST203	–
Amber Mix	Select Surface	ST204	–
Carmine	Select Surface	ST205	–
Royal Purple	Select Surface	ST206	–
Cloud Mix	Select Surface	ST207	–
Grey Blue	Select Surface	ST208	–
Ocean	Select Surface	ST209	–
Grey Green	Select Surface	ST210	–
Light Green	Select Surface	ST211	–
Forest	Select Surface	ST212	–

Tip: Three specific regions are included in the "Americas" - North, Central, and South America.

Tip: The acronym EMEA stands for Europe, the Middle East, and Africa.

Tip: The acronym APAC stands for Asia Pacific.

Note: Gaja, Remix, and Steelcut Trio can be ordered as a pre-approved special on applicable product lines in APAC.

Note: Not all finishes are available on all product lines, in all geographies. For details on how to order product in each geography, regional specification guides should be referenced.

Steelcase Surfaces Program

Steelcase Materials Overview	18
Steelcase Surfaces Material Listing	20
Availability Matrices	33
Paint Matrix	34
Laminate Matrix	50
Plastic Matrix	66
Edge Band Matrix	82
Glass Matrix	92
Wood Veneer Matrix	96
Solid Wood and Solid Surfaces Matrix	104
Casper Cloaking Technology by Designtex Matrix	106
PET Matrix	107
Braided Cord Matrix	108
Webbing Matrix	109
Upholstery Matrix	110
Vertical Surface Fabric Matrix	122
Screen and Tackboard Surfaces Fabric Matrix	124
Test Standards and Technical Information	
Test Standards	130
Vertical Surface Fabric Technical Information	136
Seating Upholstery Technical Information	140

Steelcase Materials Overview

Surfaces

Paint brings color to metal surfaces and provides them with a high-quality finish that is fade and chip resistant.

- **Smooth paints** provide saturated color to painted surfaces. Gloss levels range from 25% to 40%. Gloss levels for Lux Coatings range from 10% to 60%.
- **Textured paints** provide a subtle visual and tactile enhancement to painted surfaces. Textured paints have a 6% gloss level.
- **Metallic paints** bring richness to painted surfaces by the inclusion in the paint of tiny pieces of reflective material. Metallic paints are available, in most cases, with an upcharge. Please see individual product specification guides for these Price Group 2 upcharges. Metallic paints have a 40% gloss level.
- **Architectural paints** are specifically designed for use on Privacy Wall and V.I.A. These Price Group 1 paints have a 20% gloss level.
- **Accessory paints** are available on select product lines and accessory parts. These Price Group 2 high gloss finishes offer an elegant appearance through a gloss level of 85%.
- **1ATT Cast Shadow** is a subtly tinted clear-coat that allows for color range, variability, and uniqueness across parts and products. Weld marks, fingerprints, anodized streaks - and even color haze or shift - should be expected and celebrated. To ensure a full understanding of these variations, a sign-off is required and is available through the Finish Library.

Laminates are constructed by uniting two or more layers of resin-saturated paper together and sealing them with heat and/or pressure creating an attractive yet durable worksurface.

Tip: Due to the natural variation of woodgrain color and texture, the match between woodgrain laminates and wood finishes will be a commercially acceptable match, rather than an exact match.

- **High-Pressure Laminate (HPL)** is made up of a paper-thin layer of a decorative or solid impregnated sheet with a clear overlay and three to five additional pieces of impregnated kraft paper. These materials are fused together forming a solid laminate sheet. High-Pressure Laminate is bonded to board substrate using a water-based adhesive. These laminates meet or exceed all NEMA test standards for high-pressure laminates.
- **Low-Pressure Laminate (LPL)** is made up of a paper-thin layer of a decorative or solid sheet fused to particleboard or medium density fiberboard. Low-Pressure Laminates do not meet NEMA specification requirements, scratch resistance, or ball drop tests.

Plastics are used for many product parts, ranging from seating shells and table edges to grommets and wire managers.

- **Systems plastics** include a wide variety of product parts. Some of these parts appear on the product in close proximity to laminates. This is especially true of filler strips, edge bands, and grommets. For this reason, these systems plastics are available in colors to match or coordinate with laminates and paints. Additional systems plastics are designed to coordinate with the textiles, paints, and other surface materials in the program.
- **Seating plastics** are designed for seating shells, including stacking chairs. These plastics are strong, durable, and are available in integral colors to coordinate with other finishes in the Steelcase Surface Materials Program.

Metal finishes are designed for use on specific metal parts such as hardware on selected Steelcase product lines.


They offer a high-aesthetic, high-value appearance, and are available in colors to coordinate with other finishes in the Steelcase Surface Materials Program.

Woods include Cherry, Maple, Oak, and Walnut veneers and solids in a palette of light, medium, and dark tones. Additional wood finishes on exotic veneer are available on select products. Wood is a natural material and variations will occur in color, grain structure, and texture.


Premium Veneers

A selection of Premium Veneers in this collection are available on most Steelcase brand products. The collection is Wood Group 3 as part of our Select Surfaces program, and supported like standard veneers to make ordering easy. Please see the Steelcase surface materials section on village.steelcase.com for sample information and product line availability. All Premium Veneers are in clear-coat.

Wood Finishes



- **Full-fill finish** is a medium-gloss wood finish that fills the grain texture, yet allows the grain pattern to be seen. The wood has a lustrous, satiny look and it is smooth to the touch. Full-fill finishes are available on worksurfaces only. Finish numbers that end with a **4** have a full-fill finish.



- **Open-pore finish** is a medium-gloss wood finish. The woodgrain texture is visible to the eye and distinguishable to the touch. Finish numbers that end with a **2** have an open-pore finish.

Veneers and Solids

- **Wood** will develop a deep, rich patina over time as the wood ages. Mineral streaks, gum pockets, and pin knots are some of the unique characteristics that are visible in veneers and solids.
- **A solid wood furniture component** is, as the name implies, natural wood throughout the whole wood part. Panel top caps and end trim and worksurface edges are examples of solid wood components.
- **A veneer** is a thin sheet of wood that is used as the outer surface material to achieve a wood aesthetic.
- **Composite veneers** are a natural product utilizing veneers from faster-growing tree species like Obechee. Veneer flitches are laid to emulate veneer species like oak, cherry, maple, and walnut. The faster growth allows for more consistent grain designs with less variations due to knots and slower-growth. Composite veneers are great option for customers desiring a natural product while needing consistency in color and grain design across multiple products and applications.

Wood Seating

- The wood used in the construction of wood seating is either Maple or European Beech. Wood finishes applied to these solid components will match the color of Oak, Cherry, Walnut, or Maple veneers of the same finish name and number, but will not have the same grain characteristic.

Textiles

Textiles feature seating upholstery and vertical surface fabrics in a wide range of designs, colors, and prices.

► For the most up to date availability information, please visit finishlibrary.steelcase.com

- **Woven/knit textiles** are flexible materials consisting of a network of interlacing natural or artificial fibers.
- **Leather/coated materials** are fabric-like materials made of fiber that are bonded together by chemical, mechanical, heat, or solvent treatment.

Steelcase Surfaces Material Listing

Hard Surfaces

Paint	▶ Page 20
High-Pressure Laminate	▶ Page 21
Low-Pressure Laminate	▶ Page 22
Plastic	▶ Page 22
Metal and Accessory Paint	▶ Page 23
Acrylic	▶ Page 23
Glass	▶ Page 23
Wood	▶ Page 23
PET	▶ Page 25
Braided Cord	▶ Page 25
Webbing	▶ Page 25

Woven/Knit Textiles and Leather/Coated Materials

Vertical Surface Fabrics	▶ Page 25
Universal	▶ Page 28
Seating Upholstery	▶ Page 31
Brisa	▶ Page 31
Elmosoft Leather	▶ Page 31
Foundation	▶ Page 31
Stand In	▶ Page 31
Steelcase Leather	▶ Page 31
Other Upholstery	▶ Page 31

Paint

Steelcase Surfaces

Textured Paint

Price Group 1

7041 Milk Textured	7238 Fieldstone
7042 Shale Gray	7239 Midnight E
7043 Moss	7241 Arctic White E
7207 Black E	7243 Seagull
7225 Sand	7250 Sterling Dark Solid E
7237 Slate	7360 Merle E

Smooth Metallic Paint

Price Group 2

4750 Champagne Metallic E	4799 Platinum Metallic E
4798 Sterling Metallic E	4803 Near Black Metallic E

Smooth Paint

Price Group 1

4238 Mocha	4242 Milk
4239 Clay	7000 Black
4240 Chalk	

Price Group 2

0835 Black	4700 Warm White
-------------------	------------------------

Accent Paint

Price Group 3

1ATG Rose Quartz E	4CL3 Aura
4AV3 Blue Jay E	4CL4 Sea Glass
4AV4 Baltic	4CL5 Light Matcha
4AX1 Citron E	4CL6 Terra
4AY2 Chili	4CZ5 Honey E
4AZ5 Marlin	4CZ6 Lagoon E
4CL1 Dark Olivine	4CZ8 Light Peacock
4CL2 Ice Blue	

E = This finish is part of the global surface materials palette. Geographical differences, by product line, may apply.

E = Excluded

Architectural Paint

Price Group 1

- | | |
|----------------------------|---------------------|
| 4843 Linen | 4858 Seagull |
| 4844 Glacier | 4849 Vapor |
| 7190 Platinum Solid | |

Coatings

Price Group 3

1ATT Cast Shadow

Tip: 1ATT Cast Shadow is a subtly tinted clear-coat that allows for color range, variability, and uniqueness across parts and products. Weld marks, fingerprints, anodized streaks—and even color haze or shift—should be expected and celebrated. To ensure a full understanding of these variations, a sign-off is required and is available through the Finish Library.

Lux Coatings

Price Group 3

- | | |
|------------------------------|--------------------------|
| 4B20 Obsidian | 4B25 Matte Copper |
| 4B22 Matte Brass | 4B26 Smoked Mica |
| 4B23 Burnished Bronze | 4B29 Cast Iron |
| 4B24 Night Bronze | |

Tip: The metallic flake presents itself differently at different points on a surface. Therefore, different surface shapes and sizes may slightly alter the aesthetic. Slight variability is to be expected.

High-Pressure Laminate Steelcase Surfaces

Fiber Laminate

Price Group 1

- | | |
|----------------------------|---------------------------|
| 2850 Vanadium Fiber | 2860 Granite Fiber |
| 2854 Vellum Fiber | 2862 Stucco Fiber |

Micro Laminate

Price Group 1

- | | |
|--------------------------|------------------------|
| 2920 Marl Micro | 2922 Clay Micro |
| 2921 Gypsum Micro | |

Patina Laminate

Price Group 1

- | | |
|----------------------------------|---------------------------------|
| 2870 Blonde Bronze Patina | 2873 Instant Iron Patina |
|----------------------------------|---------------------------------|

- 🌐 = This finish is part of the global surface materials palette. Geographical differences, by product line, may apply.
- Ⓜ = Excluded

Solid Laminate

Price Group 1

- | | |
|--------------------------|---------------------------|
| 2722 Cream | 2HAB Rose |
| 2730 Arctic White | 2HAC Indigo |
| 2746 Black | 2HAD Green Citrine |
| 2759 Warm White | 2HAE Dark Olive |
| 2811 Mist | 2HAF Cloudy |
| 2883 Seagull | 2HMG Merle |
| 2884 Milk | 2HWU Clay |
| 2885 Dune | 2HWV Chalk |
| 2HAA Persian Salt | |

Price Group 3

- | | |
|-------------------------|-------------------------|
| 24H1 Satin White | 24H3 Satin Stone |
| 24H2 Satin Black | 24H4 Satin Mocha |

Speckle Laminate

Price Group 1

- | | |
|-------------------------------|------------------------------|
| 2820 Coffee Speckle | 2824 Smoke Speckle |
| 2823 Driftwood Speckle | 2825 Vanadium Speckle |

Textured Laminate

Price Group 2

- | | |
|----------------------------|---------------------------------|
| 2TH2 Fawn Cypress | 2UH1 Reclaimed Aggregate |
| 2TH4 Saddle Oak | 2UH2 Reclaimed Gravel |
| 2TH5 Veranda Teak | 2UH4 Cement** |
| 2TH7 Walnut Heights | 2UH6 Sheetrock |

Tip: These are available in High-Pressure Laminate only.

Tip: Textured laminates have limited availability; please check finishlibrary.steelcase.com for product line approvals.

**2UH4 Cement has limited availability, determined by product sizing and/or options.

Woodgrain Laminate

Price Group 1

- | | |
|-----------------------------|-----------------------------------|
| 2406 Clear Cherry | 2HBW Bisque Wenge |
| 2409 Clear Maple | 2HCN Clay Noce |
| 2410 Graphite Walnut | 2HCW Clay Wenge |
| 2412 Natural Cherry | 2HSN Storm Noce |
| 2422 Medium Cherry | 2HSW Storm Wenge |
| 2511 Winter on Maple | 2HWA Grey Kingswood |
| 2535 Virginia Walnut | 2HWB Planked Walnut |
| 2536 Blackwood | 2HWD Resolute Walnut |
| 2538 Clear Walnut | 2HWE Natural Recon |
| 2592 Blonde on Maple | 2HWF Smoked Walnut |
| 2714 Natural Walnut | 2HZA Waxed Maple |
| 2897 Desert Oak | 2H2B Natural Ash |
| 2HAK Clear Oak | 2H2C Aged Ash |
| 2HAN Ash Noce | 2H2D Ashwood Oak |
| 2HAT Acacia | 2H2E Ashwood Beige |
| 2HAW Ash Wenge | 2H2F White Washed Birchply |
| 2HBN Bisque Noce | |

Low-Pressure Laminate Steelcase Surfaces

Fiber Laminate

2L50 Vanadium Fiber LPL

Solid Laminate

247L Black V2 LPL

2L30 Arctic White LPL

2L83 Seagull LPL 


2L84 Milk LPL

2L85 Dune LPL

2LMG Merle LPL 

Woodgrain Laminate

24L0 Graphite Walnut LPL

25L1 Winter on Maple LPL 

25L5 Virginia Walnut LPL


25L6 Blackwood LPL

25L8 Clear Walnut LPL 

26L1 Natural Cherry V2 LPL

2LAK Clear Oak LPL 

2LAN Ash Noce LPL

2LAT Acacia LPL 

2LAW Ash Wenge LPL

2LAW Ash Wenge LPL

2LBN Bisque Noce LPL

2LBW Bisque Wenge LPL

2LCN Clay Noce LPL

2LCW Clay Wenge LPL 


2LSN Storm Noce LPL

2LSW Storm Wenge LPL

2LWA Grey Kingswood

2LWB Planked Walnut

2LWD Resolute Walnut

2LWF Smoked Walnut 

2LWG Natural Recon


2L09 Clear Maple LPL

2TL2 Fawn Cypress

Plastic Steelcase Surfaces

Systems and Architectural Plastic


6000 Black


6009 Arctic White 

6034 Natural Cherry

6036 Medium Cherry

6037 Winter on Maple

6038 Blonde on Maple 

6041 Natural Walnut 

6052 Milk

6053 Seagull 

6128 Taupe


6169 Stone

6170 Mocha

61AA Persian Salt

61AB Rose

61AC Indigo

61AD Green Citrine 

61AE Dark Olivine

6213 Acacia

6219 Clear Oak

6231 Graphite Walnut

6237 Clear Maple

6242 Virginia Walnut

6243 Blackwood

6245 Clear Walnut

6249 Platinum Solid 

6271 Plywood

6505 Frosted White

6527 Merle 

6607 Woodrose 

6608 Driftwood 

6609 Smoke 

6612 Grey V2 

6618 White (Privacy Wall Only)

6619 Ice 

6625 Translucent

6631 Cream 


6635 Dawn 

6636 Mist

6643 Fusion Light

6644 Fusion Dark

6650 Sodium 

6651 Tungsten 

6652 Titanium 

6653 Solar Black 

6654 Sand


6655 Warm White


6659 Light Grey 

6676 Marbled Maple

6677 Chocolate Walnut

6678 Marbled Cherry

6681 Grotto 


6682 Cobblestone 

6685 Champagne Metallic

6686 Gold Dust 

6688 Steel 

6695 Midnight

6696 Sterling Metallic 

6697 Fog

6698 Fieldstone

6699 Platinum Metallic

66WA Grey Kingswood

66WB Planked Walnut

66WD Resolute Walnut

66WE Natural Recon

66WF Smoked Walnut


66WU Clay

66WV Chalk

6703 Ash Wenge

6704 Storm Wenge

6705 Bisque Wenge

6706 Clay Wenge 

6707 Ash Noce

6708 Bisque Noce

6709 Clay Noce

6710 Storm Noce

6B03 Red

6T02 Fawn Cypress*

6T04 Saddle Oak*

6T05 Veranda Teak*

6T07 Walnut Heights*


6T08 Aggregate

6T09 Gravel

6T10 Cement

6T12 Sheetrock

Tip: Light color plastic edges are susceptible to degradation due to normal wear and tear. Staining (e.g., ball point pen or clothing dyes such as blue jeans) and dirt effects are more pronounced in light colors and are not considered defects.

 = This finish is part of the global surface materials palette. Geographical differences, by product line, may apply.

 = Excluded

Seating Plastic

5U22 Royal Blue	6336 Jazz
5U23 Blue Jay	6337 Element
5U24 Scarlet	6338 Chili
5U25 Malt	6527 Merle
5U26 Wasabi Too	6654 Sand
5U27 Concord	6655 Warm White
5U28 Canary	6BC2 Purple
6009 Arctic White	6BC8 Gold
6053 Seagull	6BD1 Aubergine
6059 Sterling Dark Solid	6BD2 Peacock
6205 Black	6BD3 Jungle
6249 Platinum Solid	6BD4 Merlot
6259 Midnight	6BD5 Honey
6295 Near Black	6BD6 Lagoon
6296 Sterling	6BD7 Saffron
6302 Baltic	6BD8 Snow
6332 Citron	6BE1 Ore
6333 Picasso	6BE5 Olivine
6334 Flash	6BE6 Sea Salt
6335 Wasabi	

Metal and Accessory Paint

Steelcase Surfaces

Metal and Accessory Paint

4140 Arctic White Gloss	9201 Polished Chrome
4144 Black Gloss	9211 Nickel
4233 Carbon Fiber Weave	9212 Silver
4710 Low Gloss Black	9213 Polished Nickel
8042 Brushed Aluminum	9214 Antique Pewter
8043 Clear Anodized Aluminum	9230 Antique Bronze
8044 Black Anodized Aluminum	9237 Brushed Bronze
8046 Polished Aluminum	9250 Ember Chrome
9200 Satin Chrome	

Acrylic

Steelcase Surfaces

Acrylic

6538 Satin	6559 Satin Ice
-------------------	-----------------------

🌐 = This finish is part of the global surface materials palette. Geographical differences, by product line, may apply.
 ⓘ = Excluded

Glass

Steelcase Surfaces

Privacy Wall Glass

Price Group 1

6500 Clear

Price Group 2

6540 Clear Laminated

6541 White Laminated

Price Group 3

6542 Satin

Glass

6500 Clear
6530 Frosted

6541 White Laminated
6580 Ice White

Back Painted Glass

6509 Mirrored Bronze	6591 Merle
6521 Truffle	6593 Grayscale
6571 Aubergine	6595 Winter
6575 Peacock	6BB1 Cloud
6576 Jungle	6BB2 Rose Quartz
6577 Merlot	6BB3 Olivine
6578 Lagoon	6BB4 Electric Indigo
6579 Saffron	ACB Black
6581 Blue Jay	ACC Sea Salt/Crystal Spring
6584 Tangerine	ACG Goldenrod
6586 Green Citrine/Citrus Green	ACM Moonlight
6588 Purple Berry	ACP Poppy
6589 Mercury	ACS Sage

Wood

Steelcase Surfaces

Wood Finishes on Flat-Cut Veneer

Cherry

3402 FC/OP Clear Cherry (Aged)	3414 FC/FF Natural Cherry ⓘ
3404 FC/FF Clear Cherry (Aged) ⓘ	3422 FC/OP Medium Cherry
3412 FC/OP Natural Cherry ⓘ	3424 FC/FF Medium Cherry ⓘ

Maple

3522 FC/OP Clear Maple*	3544 FC/FF Blonde on Maple ⓘ
3524 FC/FF Clear Maple* ⓘ	3592 FC/OP Blonde on Maple ⓘ

Steelcase Surfaces Material Listing, continued

Walnut

3062 FC/OP Graphite Walnut	3754 FC/FF Medium Walnut E
3064 FC/FF Graphite Walnut E	3762 FC/OP Dark Walnut
3702 FC/OP Clear Walnut	3764 FC/FF Dark Walnut E
3704 FC/FF Clear Walnut E	3772 FC/OP Medium Mahogany on Walnut
3712 FC/OP Natural Walnut	3774 FC/FF Medium Mahogany on Walnut E
3714 FC/FF Natural Walnut E	
3752 FC/OP Medium Walnut E	

*Wood is a natural material, and variation will occur in color, grain pattern, and character marks. These can be seen more prevalently in finishes with only a clear coat. Because no stain is used in the clear-coat process, a sign-off will be required prior to orders being accepted for this finish. The sign-off sheet is available through the Finish Library.

Wood Finishes on Quarter-Cut Veneer

Ash

3042 QC/OP Ash* **E**

Maple

3222 QC/OP Clear Maple* **E** **3292** QC/OP Blonde on Maple **E**
3224 QC/FF Clear Maple* **E** **3294** QC/FF Blonde on Maple **E**

Wood Finishes on Quarter-Cut Veneer

Walnut

3302 QC/OP Clear Walnut	3364 QC/FF Dark Walnut E
3304 QC/FF Clear Walnut E	3372 QC/OP Medium Mahogany on Walnut
3312 QC/OP Natural Walnut	3374 QC/FF Medium Mahogany on Walnut E
3314 QC/FF Natural Walnut E	3382 QC/OP Graphite Walnut
3352 QC/OP Medium Walnut E	3384 QC/FF Graphite Walnut E
3354 QC/FF Medium Walnut E	
3362 QC/OP Dark Walnut	

Tip: Be conscious if mixing the flat-cut and the quarter-cut in composites; there may be large variation.

Tip: Full-fill finishes are available on worksurfaces only (upcharge may apply).

*Wood is a natural material, and variation will occur in color, grain pattern, and character marks. These can be seen more prevalently in finishes with only a clear coat. Because no stain is used in the clear-coat process, a sign-off will be required prior to orders being accepted for this finish. The sign-off sheet is available through the Finish Library.

E = This finish is part of the global surface materials palette. Geographical differences, by product line, may apply.

E = Excluded

Wood Finishes on Rift-Cut Veneer

Oak

3602 RC/OP Desert Oak **3604** RC/FF Desert Oak **E**

Tip: Rift cut open-pore finish choices, known for their color consistency, feature a clear coat finish. Because the veneers are sourced in large lots, overall color within a specific purchase order should have minimal color inconsistency. However, composite customers should know that colors may vary slightly from dye lot to dye lot. This inconsistency may be noticed when replacement pieces are ordered that may be from different dye lots, or when a new product phase is installed. Also note that composite veneers tend to fade and lighten over time, especially with sun exposure.

Tip: Full-fill finishes are available on worksurfaces only (upcharge may apply).

Natural Veneer

Wood Group 1

32A2 QC/OP Blanch Maple	35A2 FC/OP Blanch Maple
33A2 QC/OP Thunder Walnut	36A2 RC/OP Volcanic Oak
3342 FC/OP Black Walnut	37A2 FC/OP Thunder Walnut
3392 QC/OP Black Walnut	

Wood Group 2

3394 QC/FF Black Walnut **E** **3734** FC/FF Black Walnut **E**

Wood Group 3

3082 FC/OP Washed Walnut **3084** FC/FF Washed Walnut **E**

Tip: To ensure an understanding of the color ranges and characteristic variations of wood group 3 natural veneer, a sign-off sheet is required prior to orders being accepted for this clear-coat finish. The sign-off sheet is available through the Finish Library.

Planked Veneer

Wood Group 1

3P41 OP Planked Cherry	3P61 OP Planked Oak
3P51 OP Planked Maple	3P71 OP Planked Walnut

Tip: Known for its uniqueness, planked veneer has intentional and natural variations that include, but are not limited to: character marks, grain pattern, color, and natural color aging. Because no stain is used in the clear-coat process, a sign-off will be required prior to orders being accepted for this finish. The sign-off sheet is available through the Finish Library.

Premium Wood

Wood Group 3

3832 QC/OP Figured Anegre

Tip: Full-fill finish is not available on premium veneers as a standard. To ensure an understanding of the color ranges and characteristic variations of natural veneer, a sign-off sheet is required prior to orders being accepted for this clear-coat finish. The sign-off sheet is available through the Finish Library.

Tip: For information on composite veneer and planked veneer, please refer to page 151.

PET

Steelcase Surfaces

PET (Polyethylene Terephthalate)

- | | |
|---|--|
| P630 Medium Heather Grey  | P635 Heather Navy  |
| P631 Dark Heather Grey  | P636 Light Heather Grey  |

Braided Cord

Steelcase Surfaces

Braided Cord


- | | |
|---------------------------|-------------------------------------|
| 9002 Silver | 9012 Merle |
| 9003 Fuchsia | 9013 Brass |
| 9004 Marlin | 9014 Black/White Stripe |
| 9005 Arctic White | 9015 White/Seagull Stripe |
| 9006 Chili | 9016 Black/White Chevron |
| 9007 Sterling | 9017 Black/Sterling Chevron |
| 9008 Honey | 9018 Seagull/Poppy Stripe |
| 9009 Black | 9019 Seagull/Honey Stripe |
| 9010 Light Peacock | 9020 Seagull/Sterling Stripe |
| 9011 Seagull | 9021 Seagull/White Stripe |

Webbing

Steelcase Surfaces

Webbing

- | | |
|----------------------|--------------------------|
| 5JG0 Black | 5JG5 Red |
| 5JG1 Burgundy | 5JG6 Pacific Blue |
| 5JG2 Taupe | 5JG7 Green |
| 5JG3 Silver | 5JG8 Navy |
| 5JG4 Teal | |

 = This finish is part of the global surface materials palette. Geographical differences, by product line, may apply.

 = Excluded

Steelcase Surfaces – Vertical Surface Fabrics

Knit

B-Free Knit ▶ Page 26

Price Group A

Sprite ▶ Page 27

Price Group 1

Abacus  ▶ Page 26

Alloy ▶ Page 26

Boccie ▶ Page 26

Buzz2 ▶ Page 26

Charm ▶ Page 26

Intermix ▶ Page 27

Optic ▶ Page 27

Pianista ▶ Page 27

Rhythm ▶ Page 27

Tinsel ▶ Page 27

Price Group 2

Bariolage ▶ Page 26

Code ▶ Page 26

Dovetail by Designtex ▶ Page 26

Flip: Orbit ▶ Page 26

Flip: TexHex ▶ Page 26

Fresco ▶ Page 27

Intermix—Shift ▶ Page 27

Intersection ▶ Page 27

Latch ▶ Page 27

SoftNext ▶ Page 27

Stencil ▶ Page 27

Price Group 3

Billiard Multi-Use by Designtex ▶ Page 26

Intermix—Opaque ▶ Page 27

Steelcase Surfaces—Universal

Screens Fabric ▶ Page 28

Vertical Surface Fabrics

Steelcase Surfaces

Abacus

Price Group 1

P123 Portico 	P125 Cusp 
P124 Opus 	P126 Artifact 

Alloy

Price Group 1



P525 Polar	P531 Silver
P526 Skim	P532 Oxide
P527 Bubbly	P533 Element
P528 Tern	P534 Construct
P529 Shore	P535 Currency
P530 Asti	P536 Iron

Bariolage

Price Group 2

G200 New Etude	G203 New Adagio
G201 New Andante 	G204 New Melody
G202 New Cantata 	G205 New Ballata

B-Free Knit

5Y30 White	5Y38 Lime
5Y31 Sky	5Y39 Silver
5Y32 Ice	5Y40 Currant
5Y33 Teal Blue	5Y41 Red Mittens
5Y34 Tangerine	5Y42 Hot Pink
5Y35 Paprika	5Y58 Light Grey 
5Y36 Leaf	5Y99 Dark Grey 
5Y37 Chartreuse	

Billiard Multi-Use by Designtex


Price Group 3


5H11 Poppy	5H20 Pewter
5H12 Tangelo	5H21 Gunmetal
5H13 Citrine/Citron	5H22 Ink
5H14 Avocado	5H23 Rose Quartz
5H16 Indigo	5H24 Sea Salt
5H17 Mallard	5H25 Storm Cloud
5H18 Teak	5H26 Olivine
5H19 Cumulus	

Boccie

Price Group 1














P200 New Rice	P205 New Mist
P201 New Almond	P206 New Plum
P203 New Camel	P208 New Spearmint
P204 New Opal	P209 New Sky

 = This finish is part of the global surface materials palette. Geographical differences, by product line, may apply.

 = Excluded

Buzz2

Price Group 1

5F03 Tomato	5G51 Sable 
5F04 Red 	5G55 Pumpkin 
5F05 Burgundy 	5G57 Rouge 
5F06 Sky 	5G59 Meadow 
5F07 Blue 	5G61 Cyan
5F08 Navy 	5G62 Atlantic
5F15 Stone 	5G63 Crocus
5F16 Grey	5G64 Alpine 
5F17 Black 	5G65 Tornado 
5G50 Dunegrass	

Charm

Price Group 1

P505 Shell	P510 Debut
P506 Mimosa	P511 Clover
P507 Birch	P513 Twilight
P508 Sparkle	

Code

Price Group 2

5FA1 Fossil	5FA6 Cannon
5FA2 Gabbro	5FA7 Tussah
5FA3 Reed	5FA9 Ecru
5FA4 Bluff	5FB1 Bamboo
5FA5 Sea Salt	

Dovetail by Designtex

Price Group 2

5H39 Light Mocha	5H45 Honeydew
5H40 Pebble	5H46 Denim
5H41 Warm White	5H47 Storm
5H42 Sandstone	5H48 Ice Blue
5H43 Honeycomb	5H49 Aura
5H44 Terra	5H50 Darkest Grey

Flip: Orbit

Price Group 2

5F85 Mud Pie 	5F91 Blizzard
5F87 Petoskey	5F92 Briquette
5F89 Papyrus	

Flip: TexHex

Price Group 2

5F75 Mud Pie 	5F97 Blizzard
5F77 Petoskey	5F98 Briquette
5F79 Papyrus	

Fresco

Price Group 2

G001 Sandrift **G003** Faon
G002 Mistiblu

Intermix

Price Group 1

KR07 Seagull **KR10** Peacock
KR08 Black **KR11** Merlot
KR09 Baltic

Intermix—Shift

Price Group 2

KR12 Red-Blue **KR13** Blue-Gold

Intermix—Opaque

Price Group 3

KR14 Seagull **KR18** Baltic
KR15 Platinum **KR19** Peacock
KR16 Bronze **KR20** Merlot
KR17 Black

Intersection

Price Group 2

P211 Summit **P213** Lace
P212 Chalk

Latch

Price Group 2

P600 Seashell* **P605** Armor
P601 Clam **P606** Sentinel
P602 Eggshell **P608** Billow
P603 Zen **P609** Nimbus
P604 Cool Gray

* P600 Seashell is not available on Universal screens.

Optic

Price Group 1

P540 Hazel **P548** Whisper
P541 Twinkle **P549** Breezy
P542 Orion **P551** Glimmer
P547 Bath

Pianista

Price Group 1

P420 Sand **P426** Carbon
P421 Mist **P427** Stone
P422 Rain **P428** Flax
P423 Natural **P429** Oat
P424 Café **P430** Wheat
P425 Denim **P431** Maize

Rhythm

Price Group 1

P555 Allegro **P560** Melody
P556 Tempo **P562** Opus
P557 Refrain

SoftNext

Price Group 2

5H27 Obsidian **5H33** Chalk
5H28 Foggy Night **5H34** Midnight
5H29 Greystone **5H35** Blue Mica
5H30 Mocha **5H36** Jade
5H31 Clay **5H37** Burnt Umber
5H32 Sandstone **5H38** Cinnabar

Sprite

Price Group A

5540 Khaki **5544** Sherbet
5541 Snow **5545** Powder
5543 Linen **5547** Sky

Stencil

Price Group 2

P455 Midnight **P463** Concrete
P456 Mulberry **P464** Orchid
P457 Cracked Pepper **P465** Parchment
P458 Denim **P466** Silk
P459 Chartreuse **P467** Sea Salt
P460 Bittersweet **P468** Honeydew
P461 Mauvelous **P469** Sepia
P462 Bermuda

Tinsel

Price Group 1

P515 Sugar* **P520** Depth
P516 Lit **P521** Bliss
P517 Ego **P522** Grow
P518 Fizz **P523** Dolce
P519 Muse **P524** Boost*

* Available on Answer and Montage only.

ⓔ = Excluded

Universal

Steelcase Surfaces

Screens Fabric—for Use on Knit Screens


B902 Soft White

B904 Sand


B903 Fog

Steelcase Surfaces—Seating Upholstery (Woven/Knit)

Price Group 1

Buzz2	▶ Page 29
Era	▶ Page 29
Jacks 	▶ Page 30
Link	▶ Page 30
New Black: Bruce	▶ Page 30
New Black: Henry	▶ Page 30



Price Group 2

Chainmail	▶ Page 29
Cogent: Connect 	▶ Page 29
New Black: Harley	▶ Page 30
New Black: Jack	▶ Page 30
New Black: James	▶ Page 30

Price Group 3

Billiard Multi-Use by Designtex	▶ Page 29
Gaja	▶ Page 29
Redeem	▶ Page 30
Retrieve	▶ Page 30


Price Group 5

Bo Peep	▶ Page 29
Remix 	▶ Page 30
Silk 	▶ Page 30





Price Group 7


Steelcut Trio 	▶ Page 30
---	-----------

Steelcase Surfaces—Seating Upholstery (Leather/Coated)

Brisa	▶ Page 31
Café Leather	▶ Page 31
Elmosoft Leather	▶ Page 31
Foundation	▶ Page 31
Stand In	▶ Page 31
Steelcase Leather 	▶ Page 31

Other Upholstery

3D Knit 	▶ Page 31
3D Microknit	▶ Page 31
Connect 3D 	▶ Page 32
QiVi Net 	▶ Page 32
Quantum Mesh	▶ Page 32
Reply Air Mesh 	▶ Page 32

 = This finish is part of the global surface materials palette. Geographical differences, by product line, may apply.

 = Excluded

Seating Upholstery—Woven/Knit Textiles

Steelcase Surfaces

Billiard Multi-Use by Designtex

Price Group 3

5H11 Poppy	5H20 Pewter
5H12 Tangelo	5H21 Gunmetal
5H13 Citrine/Citron	5H22 Ink
5H14 Avocado	5H23 Rose Quartz
5H16 Indigo	5H24 Sea Salt
5H17 Mallard	5H25 Storm Cloud
5H18 Teak	5H26 Olivine
5H19 Cumulus	













Bo Peep

Price Group 5

5G67 Bone	5G80 Serpent
5G72 Honey Mustard	5G81 Carolina
5G73 Marmalade	5G82 Blue Bonnet
5G74 Picnic	5G83 Nautical
5G75 Pinot	5G84 Gravel
5G76 Bloom	5G85 Sharkskin
5G77 Grapevine	5G86 Kohl
5G79 Artichoke	

Buzz2



Price Group 1

5F03 Tomato	5G51 Sable
5F04 Red 	5G55 Pumpkin 
5F05 Burgundy 	5G57 Rouge 
5F06 Sky 	5G59 Meadow 
5F07 Blue 	5G61 Cyan
5F08 Navy 	5G62 Atlantic
5F15 Stone 	5G63 Crocus
5F17 Black 	5G64 Alpine 
5G50 Dunegrass	5G65 Tornado 

Chainmail




























Price Group 2

5551 Space	5555 Tricycle
5552 Silver Dollar	5559 Lagoon
5553 Volcano	

 = This finish is part of the global surface materials palette. Geographical differences, by product line, may apply.
 = Excluded
























Cogent: Connect

Price Group 2

5S15 Coconut 	5S95 Sailor 
5S16 Turmeric/Honey 	5S96 Quicksilver 
5S17 Tangerine 	5S99 Lipstick/Merlot 
5S18 Scarlet 	5SD0 Royal Blue 
5S19 Concord 	5SD1 Aubergine 
5S21 Blue Jay 	5SD2 Peacock 
5S23 Wasabi 	5SD3 Lagoon 
5S24 Nickel 	5SD4 Saffron 
5S25 Graphite 	5SD5 Citrine 
5S26 Licorice 	5SD6 Rose Quartz 
5S27 Malt 	5SD7 Sea Salt 
5S28 Root Beer 	5SF3 Storm Cloud 
5S93 Indigo/Blueprint 	5SF4 Olivine 
5S94 Lizard/Jungle 	
















Era

Price Group 1

5ER0 Cobalt 	5ES2 Oatmeal 
5ER1 Harbor 	5ES3 Persimmon 
5ER2 Blue Nickel 	5ES4 Sprout 
5ER3 Pistachio 	5ES5 Blue Mint 
5ER4 Canary 	5ES6 Royal Blue 
5ER5 Comet 	5ES7 Night Owl 
5ER6 Truffle 	5ET1 Rose Quartz 
5ER7 Saffron 	5ET2 Olivine 
5ER8 Pink Lemonade 	5EU2 Electric Indigo 
5ER9 Onyx 	5EU3 Green Citrine 
5ES0 Scarlet 	5EU4 Storm Cloud 
5ES1 Lentil 	

Gaja

Price Group 3

5W40 Black 	5W52 Emerald 
5W41 Pepper 	5W53 Snow Pea 
5W42 Pearl Grey 	5W54 Olive 
5W43 Crimson 	5W56 Maroon 
5W44 Ink 	5W57 Black Raspberry 
5W45 Night Blue 	5W58 Spruce 
5W48 Sepia	5W60 Deep Blue 
5W51 Camellia Red 	5W61 Chili Pepper 

Steelcase Surfaces Material Listing, continued

Jacks

Price Group 1

5B61 Taupe  **5B64** Pewter 
5B63 Camel  **5B70** Midnight 

Link

Price Group 1

5A24 Blue **5A27** Black
5A25 Navy

New Black

Price Group 1

5J10 New Black: Bruce  **5J11** New Black: Henry 

Price Group 2

5J08 New Black: Jack  **5J12** New Black: Harley 
5J09 New Black: James 

Tip: New Black upholstery has fabric in both price group 1 and price group 2.

Redeem

Price Group 3

TM50 Brick **TM62** Iceberg
TM52 Cinnamon **TM63** Chesnut
TM55 Water **TM64** Granite
TM58 Mallard **TM66** Barnwood
TM60 Greyhound

Remix

Price Group 5

RE01 Rust  **RE09** Sky Blue 
RE03 Pebble  **RE10** Blue Jean 
RE04 Dark Chocolate  **RE11** Ivy Green 
RE06 Linen Beige  **RE13** Night Blue 
RE08 Concrete Grey 

Retrieve

Price Group 3

TM31 Lake **TM40** Quarry
TM32 Gala **TM42** Shadow
TM37 Submarine **TM43** Seal

Silk


Price Group 5

5L31 Dijon  **5L36** Heather Blue 
5L32 Seaweed  **5L37** Blue Raspberry 
5L33 Boysenberry  **5L38** Cauldron 
5L35 Marina  **5L39** Flaxen 

Steelcut Trio

Price Group 7

TR01 Mist Grey  **TR11** Ice Blue 
TR02 Stone Grey  **TR15** Brown Frost 
TR03 Cassonade Beige  **TR18** Coastal Oasis 
TR04 Nutmeg Beige  **TR19** Deep Sea 
TR06 Licorice Black 

 = This pattern/finish is part of the global surface materials palette. Geographical differences, by product line, may apply. Global colors are noted using this globe symbol.

 = Excluded

Seating Upholstery—Leather/ Coated Materials Steelcase Surfaces

Brisa

Price Group 6

BR01 Black Onyx	BR21 Moccasin
BR04 Truffle	BR22 Buckskin
BR06 Ash	BR24 Mineral
BR07 Sage	BR25 Skyway
BR08 Celery	BR26 Iron
BR09 Sterling Blue	BR27 Stormy
BR10 Night Navy	BR28 Esmeralda
BR11 Cambridge Blue	BR29 Seaweed
BR12 Abyss	BR30 Bone
BR14 Pompeian Red	BR31 Carmel
BR16 Cinnebar	BR32 Bridle
BR18 New Sand	BR33 Moon
BR20 White	

Café Leather

Price Group Leather

L208 Black Tea	L212 Candied Pecan
L209 Earl Grey	L213 Chai
L210 Espresso Bean	L214 Blueberry Tart
L211 Chocolate Mousse	

Elmosoft Leather

Price Group 1

L110 Maritime Blue - 77127	L709 Sugar - 00109
L111* Midnight Blue - 97038	L711 Parchment - 01037
L112* Ebony - 99999	L717 Cameo - 13072
L113* Gunmetal - 71017	L723 Storm - 17027
L114* Mica - 01061	L730* Hunter - 98015
L115 Dove Grey - 11049	L743 Forest Green - 98407
L116 Plum Pleasure - 77158	L747 Cigar - 43054
L122* Truffle - 01003	L749 Beaver - 93099
L128 Red Birch - 35126	L750 Bluffstone - 13087
L133* Espresso - 93129	L755 Peanut Butter - 22024
L134 Ruby - 55002	L758 Mustard - 44012
L139* Cinder - 93068	L762 Canvas - 01021
L140 Garnet - 45065	L763 Macadamia - 00118
L143 Pecan - 54035	L770 Cadet - 01085
L144* Chamois - 22030	L772 Timberwolf - 11033
L146 Russet - 33001	L773 Chalice - 11073
L147* Saddle - 33004	L774 Oil - 91102
L151 White - 00100	L775 Coyote - 13048

*These finishes will be offered with standard leadtimes. All other Elmosoft colors may be subject to longer leadtimes.

☉ = This finish is part of the global surface materials palette. Geographical differences, by product line, may apply.

ⓔ = Excluded

Foundation

Price Group 2

5875 Black	5882 New Sand
5876 Navy	5883 Cranberry
5877 Foggy Night	5884 Spring
5878 Sailor	5885 Honey
5879 Ivory	5886 Folkstone
5880 Seal	5887 Pebble
5881 Peat	5888 Oregano

Stand In

Price Group 2

5621 Sleet	5635 Scallion
5622 Lunar	5636 Atlantis
5623 Cyclone	5691 Orca
5624 Eclipse	5740 Burlap
5625 Powder	5741 Porter
5626 Chardonnay	5742 Tusk
5627 Graham	5743 Putty
5628 Sediment	5744 Blueberry
5629 Allspice	5745 Chartreuse
5630 Apple	5746 Mango
5631 Lava	5747 Sedona
5632 Cayenne	5748 Juniper
5633 Plantain	5749 Peanut
5634 Parsley	

Steelcase Leather

Price Group 1

L107 Black ⓔ	L220 Soapstone ⓔ
L207 Mahogany ⓔ	L221 Rocky ⓔ

Other Upholstery

3D Knit








5054 Canary ☉	5095 Scarlet ☉
5059 Sailor	5096 Turmeric/Honey ☉
5064 Licorice ☉	5097 Concord
5065 Coconut ☉	5098 Blue Jay ☉
5066 Malt	5560 Aubergine ☉
5067 Root Beer	5561 Peacock ☉
5089 Royal Blue ☉	5562 Jungle ☉
5090 Wasabi ☉	5563 Merlot ☉
5092 Graphite	5564 Lagoon ☉
5093 Nickel ☉	5565 Saffron ☉
5094 Tangerine ☉	

3D Microknit

5T20 Nickel ☉	5T30 Canary ☉
5T21 Licorice ☉	5T31 Seagull ☉
5T22 Royal Blue ☉	5T32 Aubergine ☉
5T23 Blue Jay ☉	5T33 Peacock ☉
5T24 Scarlet ☉	5T34 Jungle ☉
5T25 Malt ☉	5T35 Merlot ☉
5T26 Wasabi ☉	5T36 Honey ☉
5T27 Tangerine ☉	5T37 Lagoon ☉
5T28 Concord ☉	5T38 Saffron ☉
5T29 Graphite ☉	

Steelcase Surfaces Material Listing, continued














Connect 3D

5014 Royal Blue	5027 Malt 
5015 Coconut 	5028 Root Beer
5016 Turmeric/Honey 	5030 Sailor
5017 Tangerine 	5036 Canary
5018 Scarlet 	5532 Aubergine 
5019 Concord	5533 Peacock 
5021 Blue Jay 	5534 Jungle 
5023 Wasabi 	5535 Merlot 
5024 Nickel	5536 Lagoon 
5025 Graphite 	5537 Saffron 
5026 Licorice 	

QiVi Net

QN01 Wasabi 	QN09 Royal Blue 
QN02 Licorice 	QN10 Aubergine 
QN03 Tangerine 	QN11 Peacock 
QN04 Graphite 	QN12 Jungle 
QN05 Malt 	QN13 Merlot 
QN06 Coconut 	QN14 Honey 
QN07 Scarlet 	QN15 Lagoon 
QN08 Blue Jay 	QN16 Saffron 

Reply Air Mesh


AR01 Grey 	AR14 Peacock 
AR02 Black 	AR15 Jungle 
AR04 Red 	AR16 Merlot 
AR05 Royal Blue 	AR17 Honey 
AR06 Apple Green 	AR18 Lagoon 
AR09 Sable 	AR19 Saffron 
AR13 Aubergine 	

Quantum Mesh

Available on Campfire screen:

T615 Sultry Smoke	T625 Marina Blue
T620 Arctic Ermine	

 = Excluded

 = This finish is part of the global surface materials palette. Geographical differences, by product line, may apply.

Availability Matrices

Use these matrices to get a quick overview of what product lines each material can be applied to. Please see individual specification guides for more specific information on surface material availability.

Legend Explanation

- = **Not available**
No product line components are available for the surface material listed.
- = **Available**
All product line components are available for the surface material listed.
- = **Available with exceptions**
Some product line components are available for the surface material listed. However, not all components are available with this material.
- ▣ = **COM approved**

Tip: For the most up to date availability information, please visit finishlibrary.steelcase.com

Paint Matrix	34
Accent and Lux Paint Matrix	42
Laminate Matrix	50
Plastic Matrix	66
Edge Band Matrix	82
Glass Matrix	92
Wood Veneer Matrix	96
Solid Wood and Solid Surfaces Matrix	104
Casper Cloaking Technology by Designtex Matrix	106
PET Matrix	107
Braided Cord Matrix	108
Webbing Matrix	109
Upholstery Matrix	110
Vertical Surfaces Fabric Matrix	122
Screen and Tackboard Surfaces Fabric Matrix	124

Paint Matrix

Paint Matrix

Legend

- = Not available
- = Available
- = Available with exceptions
- ⊖ = Excluded
- ⊕ = This finish is part of the global surface materials palette. Geographical differences, by product line, may apply.
- ▶ See specification guide for details.

	Steelcase Systems & Casegoods																					
	Answer	Bivi	Brody Desk	Campfire Screen	Campfire Paper Table	Campfire Skate Table	Divisio Side Screen	Duo	Elbrook	Flex	Flex Media Cart	FrameOne	Groupwork	High-Density Storage	Kick	media:scape	media:scape kiosk	media:scape mini and mobile	Migration Height-Adjustable Desks	Mobile Pedestal	Montage	Ology
Smooth Paint Price Group 1																						
4238 Mocha	■	□	•	•	•	■	•	■	■	■	■	■	□	■	□	□	■	•	•	□	•	•
4239 Clay	■	□	•	•	•	■	•	■	■	■	■	■	□	■	□	□	■	•	•	□	•	•
4240 Chalk	■	□	•	•	•	■	•	■	■	■	■	■	□	■	□	□	■	•	•	□	•	•
4242 Milk	■	□	•	•	•	■	•	■	■	■	■	■	□	■	□	□	■	•	•	□	•	•
7000 Black	•	•	•	•	•	•	•	•	•	•	•	•	•	•	•	•	•	•	•	•	•	•
Textured Paint Price Group 1																						
7041 Milk Textured	•	•	•	•	•	•	•	•	•	•	•	•	•	•	•	•	•	•	•	•	•	•
7042 Shale Gray	•	•	•	•	•	•	•	•	•	•	•	•	•	•	•	•	•	•	•	•	•	•
7043 Moss	•	•	•	•	•	•	•	•	•	•	•	•	•	•	•	•	•	•	•	•	•	•
7207 Black ⊕	■	□	•	•	•	■	•	■	■	■	■	■	■	■	■	□	■	•	■	•	■	■
7225 Sand	■	□	•	•	•	■	•	■	■	■	■	■	□	■	□	□	■	•	•	□	■	•
7237 Slate	■	□	•	•	•	■	•	■	■	■	■	□	□	■	□	□	■	•	•	□	■	•
7238 Fieldstone	■	□	•	•	•	■	•	■	■	■	■	□	□	■	□	□	■	•	•	□	■	•
7239 Midnight	■	□	•	•	•	■	•	■	■	■	■	□	□	■	□	□	■	•	•	□	■	•
7241 Arctic White ⊕	■	□	•	•	•	■	•	■	■	■	■	□	□	■	□	□	■	•	■	□	■	■
7243 Seagull	■	□	□	•	•	■	•	■	■	■	■	□	□	■	□	□	■	•	•	□	■	•
7250 Sterling Dark Solid	■	□	□	•	•	■	•	■	■	■	■	□	□	•	■	•	•	•	•	□	•	•
7360 Merle ⊕	■	□	■	•	•	■	•	■	■	■	■	□	□	■	□	□	■	•	■	□	■	■
Smooth Paint Price Group 2																						
0835 Black	■	□	•	■	•	■	•	•	•	•	•	□	□	■	□	□	■	•	•	□	•	•
4604 Driftwood	■	•	•	•	•	■	•	•	■	•	•	□	□	■	□	□	■	•	•	□	■	•
4700 Warm White	■	•	•	•	•	■	•	□	■	•	•	■	□	■	■	•	■	■	•	□	■	•
Smooth Metallic Paint Price Group 2																						
4750 Champagne Metallic ⊕	■	□	•	•	•	■	•	■	■	■	■	□	□	■	□	□	■	•	•	•	■	•
4798 Sterling Metallic ⊕	■	□	•	•	•	■	•	■	■	■	■	□	□	■	□	•	■	•	•	□	■	•
4799 Platinum Metallic ⊕	■	□	□	•	•	■	•	■	■	■	■	■	■	■	■	■	■	■	■	•	■	■
4803 Near Black Metallic ⊕	■	□	•	•	•	■	•	■	■	■	■	□	□	■	□	■	■	■	•	•	■	•

Tip: For the most up to date availability information, please visit finishlibrary.steelcase.com.
 Tip: Products that are missing from the matrix are not available with these surface materials.

Paint Matrix, continued

Legend

- = Not available
- = Available
- = Available with exceptions
- ⊖ = Excluded
- ⊕ = This finish is part of the global surface materials palette. Geographical differences, by product line, may apply.
- ▶ See specification guide for details.

	Steelcase Systems & Casegoods cont.											Steelcase Seating										
	Privacy Wall	Sarto Screens	ScapeSeries Tables	Simple Tables	Storage Products	TS Series Storage	Universal Privacy Modesty Screens	Universal Storage	Universal Worksurface Products	Verb Tables	V.I.A.	Wall Mount HAD	Work Tents - Overhead Tent	Work Tents - Pod Tent	Work Valet Lockers	Amia	Amia Air	B-Free Beam	B-Free Occasional Tables	B-Free Standing Height Tables	Brody 488 Series WorkLounge	cobi 434 Series
Smooth Paint Price Group 1																						
4238 Mocha	□	•	•	■	■	■	•	■	□	•	□	•	■	■	■	•	•	•	•	•	•	•
4239 Clay	□	•	•	■	■	■	•	■	□	•	□	•	■	■	■	•	•	•	•	•	•	•
4240 Chalk	□	•	•	■	■	■	•	■	□	•	□	•	■	■	■	•	•	•	•	•	•	•
4242 Milk	□	•	•	■	■	■	•	■	□	•	□	•	■	■	■	•	•	•	•	•	•	•
7000 Black	•	•	•	•	•	•	•	•	•	•	•	•	•	•	•	•	•	•	•	•	•	•
Textured Paint Price Group 1																						
7041 Milk Textured	•	•	•	•	•	•	•	•	•	•	•	•	•	•	•	•	•	•	•	•	•	•
7042 Shale Gray	•	•	•	•	•	•	•	•	•	•	•	•	•	•	•	•	•	•	•	•	•	•
7043 Moss	•	•	•	•	•	•	•	•	•	•	•	•	•	•	•	•	•	•	•	•	•	•
7207 Black ⊕	■	•	•	■	■	■	•	■	■	□	□	•	■	■	•	•	•	■	■	■	•	•
7225 Sand	■	•	•	■	■	■	•	■	□	□	□	•	■	■	■	•	•	■	•	■	•	•
7237 Slate	■	•	•	■	■	■	•	■	□	□	□	•	■	■	■	•	•	■	•	■	•	•
7238 Fieldstone	■	•	•	■	■	■	•	■	□	□	□	•	■	■	■	•	•	■	•	■	•	•
7239 Midnight ⊖	■	•	•	■	■	■	•	■	□	□	□	•	■	■	■	•	•	■	•	■	•	•
7241 Arctic White ⊕	■	•	•	■	■	■	•	■	□	□	□	•	■	■	■	•	•	■	•	■	•	•
7243 Seagull	■	•	•	■	■	■	•	■	□	□	□	•	■	■	■	■	■	■	•	■	□	•
7250 Sterling Dark Solid	■	•	•	■	■	■	•	■	□	□	□	•	■	■	■	■	■	■	•	■	□	•
7360 Merle ⊕	■	■	•	■	■	■	•	■	□	■	□	•	■	■	■	•	•	■	■	■	■	•
Smooth Paint Price Group 2																						
0835 Black	•	•	•	■	■	■	•	■	•	•	•	■	■	■	■	•	•	•	•	•	•	•
4604 Driftwood	•	•	•	•	■	■	•	■	□	•	□	•	■	■	•	•	•	•	•	•	•	•
4700 Warm White	■	•	•	■	■	■	•	■	■	•	■	•	■	■	■	•	•	•	•	■	•	•
Smooth Metallic Paint Price Group 2																						
4750 Champagne Metallic ⊕	■	•	•	■	■	■	•	■	□	□	□	•	■	■	■	•	•	■	■	■	•	•
4798 Sterling Metallic ⊖	■	•	•	■	■	■	•	■	□	□	□	•	■	■	■	•	•	•	■	■	•	•
4799 Platinum Metallic ⊕	■	•	■	■	■	■	•	■	□	□	□	•	■	■	■	■	■	■	■	■	□	■
4803 Near Black Metallic ⊕	■	•	■	■	■	■	•	■	□	•	□	•	■	■	■	•	•	■	■	■	•	■

Availability Matrices

Tip: For the most up to date availability information, please visit finishlibrary.steelcase.com.
 Tip: Products that are missing from the matrix are not available with these surface materials.

Paint Matrix, continued

Paint Matrix, continued

Legend

- = Not available
- = Available
- = Available with exceptions
- ⓔ = Excluded
- ⓖ = This finish is part of the global surface materials palette. Geographical differences, by product line, may apply.
- ▶ See specification guide for details.

	Steelcase Seating cont.																							
	Gesture 442 Series	i2i 416 Series	Jenny Lounge	Jenny Tablet Arm	Kart	Leap 462 Series	Max-Stacker III 477 Series	Move 490 Series	Node 480 Series	Nooi by Wiesner Hager	Player 475 Series	QVI 428 Series	Reply	Scoop	Shortcut	SILQ 418 Series	Simple Seating	Steelcase Series 1	Steelcase Series 2	Tenor	Think 465, UPH Back	Think 465, 3D Knit Back	Umami	
Smooth Paint Price Group 1																								
4238 Mocha	•	•	•	•	•	•	•	•	□	■	•	•	•	•	■	□	•	•	•	•	■	•	•	■
4239 Clay	•	•	•	•	•	•	•	•	□	■	•	•	•	•	■	□	•	•	•	•	■	•	•	■
4240 Chalk	•	•	•	•	•	•	•	•	□	■	•	•	•	•	■	□	•	•	•	•	■	•	•	■
4242 Milk	•	•	•	•	•	•	•	•	□	■	•	•	•	•	■	□	•	•	•	•	■	•	•	■
7000 Black	•	•	•	•	•	■	•	•	•	•	•	•	•	•	•	•	•	•	•	•	•	•	•	•
Textured Paint Price Group 1																								
7041 Milk Textured	•	•	•	•	•	•	•	•	•	•	•	•	•	•	•	•	■	•	•	•	•	•	•	•
7042 Shale Gray	•	•	•	•	•	•	•	•	•	•	•	•	•	•	•	•	■	•	•	•	•	•	•	•
7043 Moss	•	•	•	•	•	•	•	•	•	•	•	•	•	•	•	•	■	•	•	•	•	•	•	•
7207 Black ⓖ	•	•	□	■	■	•	•	•	□	•	•	•	•	□	■	□	•	■	•	•	■	•	•	■
7225 Sand	•	•	•	•	•	•	•	•	□	•	•	•	•	•	■	□	•	•	•	•	■	•	•	•
7237 Slate	•	•	•	•	•	•	•	•	□	•	•	•	•	•	■	□	•	•	•	•	■	•	•	•
7238 Fieldstone	•	•	•	•	•	•	•	•	□	•	•	•	•	•	■	□	•	•	•	•	■	•	•	•
7239 Midnight ⓔ	•	•	•	•	•	■	■	□	•	•	•	•	•	•	■	□	•	•	•	•	■	•	•	•
7241 Arctic White ⓖ	•	•	□	•	•	•	•	•	□	•	•	■	•	■	□	•	•	•	•	■	•	•	•	•
7243 Seagull	•	•	•	•	•	•	•	•	□	•	•	•	•	•	■	□	□	•	□	■	■	■	■	•
7250 Sterling Dark Solid	■	•	•	•	•	•	•	•	□	•	•	•	•	•	■	□	□	•	•	■	■	•	•	•
7360 Merle ⓖ	•	•	•	•	•	•	•	•	□	•	•	•	•	•	■	□	□	•	•	■	•	•	•	■
Smooth Paint Price Group 2																								
0835 Black	•	•	•	•	•	•	■	■	■	•	•	•	•	■	□	•	•	•	■	■	•	•	•	•
4604 Driftwood	•	•	•	•	•	•	•	•	□	•	•	•	•	•	■	□	•	•	•	■	•	•	•	•
4700 Warm White	•	•	•	•	•	•	•	•	□	•	•	•	•	•	□	•	•	•	•	■	•	•	•	•
Smooth Metallic Paint Price Group 2																								
4750 Champagne Metallic ⓖ	•	•	•	•	•	•	•	■	•	•	•	•	•	■	□	•	•	•	•	■	•	•	•	■
4798 Sterling Metallic ⓔ	•	•	•	•	•	•	•	□	•	•	•	•	•	■	□	•	•	•	•	■	•	•	•	■
4799 Platinum Metallic ⓖ	■	•	•	•	□	•	■	■	■	■	•	■	□	■	□	•	•	•	■	■	■	■	■	■
4803 Near Black Metallic ⓖ	•	•	•	•	•	•	•	□	•	•	•	•	•	■	□	•	•	•	•	■	•	•	•	■

Tip: For the most up to date availability information, please visit finishlibrary.steelcase.com.
 Tip: Products that are missing from the matrix are not available with these surface materials.

Paint Matrix, continued

Legend

- = Not available
- = Available
- = Available with exceptions
- ⊖ = Excluded
- ⊕ = This finish is part of the global surface materials palette. Geographical differences, by product line, may apply.
- ▶ See specification guide for details.

	Steelcase Wood Furniture										Worktools				Steelcase Health										
	Aisla	Baseline Tables	Baseline Bench Seating	Campfire Big Table	Campfire Slim Table	Convene	Currency	Elective Elements	Mackinac	Verlay Tables	Victor2	Campfire Big Lamp	Computer Support Tools	Lighting	Organizational Worktools	Slatwall Screens and Mounting Brackets	Apprise	Aspekt	Cura	Erbold	Leela	Regard	Sorrel	Surround	
Smooth Paint Price Group 1																									
4238 Mocha	■	■	■	■	■	■	■	■	■	■	■	■	■	■	■	■	■	■	■	■	■	■	■	■	■
4239 Clay	■	■	■	■	■	■	■	■	■	■	■	■	■	■	■	■	■	■	■	■	■	■	■	■	■
4240 Chalk	■	■	■	■	■	■	■	■	■	■	■	■	■	■	■	■	■	■	■	■	■	■	■	■	■
4242 Milk	■	■	■	■	■	■	■	■	■	■	■	■	■	■	■	■	■	■	■	■	■	■	■	■	■
7000 Black	■	■	■	■	■	■	■	■	■	■	■	■	■	■	■	■	■	■	■	■	■	■	■	■	■
Textured Paint Price Group 1																									
7041 Milk Textured	■	■	■	■	■	■	■	■	■	■	■	■	■	■	■	■	■	■	■	■	■	■	■	■	■
7042 Shale Gray	■	■	■	■	■	■	■	■	■	■	■	■	■	■	■	■	■	■	■	■	■	■	■	■	■
7043 Moss	■	■	■	■	■	■	■	■	■	■	■	■	■	■	■	■	■	■	■	■	■	■	■	■	■
7207 Black ⊕	■	■	■	■	■	■	■	■	■	■	■	■	■	■	■	■	■	■	■	■	■	■	■	■	■
7225 Sand	■	■	■	■	■	■	■	■	■	■	■	■	■	■	■	■	■	■	■	■	■	■	■	■	■
7237 Slate	■	■	■	■	■	■	■	■	■	■	■	■	■	■	■	■	■	■	■	■	■	■	■	■	■
7238 Fieldstone	■	■	■	■	■	■	■	■	■	■	■	■	■	■	■	■	■	■	■	■	■	■	■	■	■
7239 Midnight	■	■	■	■	■	■	■	■	■	■	■	■	■	■	■	■	■	■	■	■	■	■	■	■	■
7241 Arctic White ⊕	■	■	■	■	■	■	■	■	■	■	■	■	■	■	■	■	■	■	■	■	■	■	■	■	■
7243 Seagull	■	■	■	■	■	■	■	■	■	■	■	■	■	■	■	■	■	■	■	■	■	■	■	■	■
7250 Sterling Dark Solid	■	■	■	■	■	■	■	■	■	■	■	■	■	■	■	■	■	■	■	■	■	■	■	■	■
7360 Merle ⊕	■	■	■	■	■	■	■	■	■	■	■	■	■	■	■	■	■	■	■	■	■	■	■	■	■
Smooth Paint Price Group 2																									
0835 Black	■	■	■	■	■	■	■	■	■	■	■	■	■	■	■	■	■	■	■	■	■	■	■	■	■
4604 Driftwood	■	■	■	■	■	■	■	■	■	■	■	■	■	■	■	■	■	■	■	■	■	■	■	■	■
4700 Warm White	■	■	■	■	■	■	■	■	■	■	■	■	■	■	■	■	■	■	■	■	■	■	■	■	■
Smooth Metallic Paint Price Group 2																									
4750 Champagne Metallic ⊕	■	■	■	■	■	■	■	■	■	■	■	■	■	■	■	■	■	■	■	■	■	■	■	■	■
4798 Sterling Metallic ⊕	■	■	■	■	■	■	■	■	■	■	■	■	■	■	■	■	■	■	■	■	■	■	■	■	■
4799 Platinum Metallic ⊕	■	■	■	■	■	■	■	■	■	■	■	■	■	■	■	■	■	■	■	■	■	■	■	■	■
4803 Near Black Metallic ⊕	■	■	■	■	■	■	■	■	■	■	■	■	■	■	■	■	■	■	■	■	■	■	■	■	■

Availability
Matrices

Tip: For the most up to date availability information, please visit finishlibrary.steelcase.com.
 Tip: Products that are missing from the matrix are not available with these surface materials.

Paint Matrix, continued

Paint Matrix, continued

Legend

- = Not available
- = Available
- = Available with exceptions
- ⊖ = Excluded
- ⊕ = This finish is part of the global surface materials palette. Geographical differences, by product line, may apply.
- ▶ See specification guide for details.

	Steelcase Systems & Caseloads																					
	Answer	Bivi	Brody Desk	Campfire Screen	Campfire Paper Table	Campfire Skate Table	Divisio Side Screen	Duo	Elbrook	Flex	Flex Media Cart	FrameOne	Groupwork	High-Density Storage	Kirk	media:scape	media:scape kiosk	media:scape mini and mobile	Migration Height-Adjustable Desks	Mobile Pedestal	Montage	Ology
Architectural Paint Price Group 1																						
4843	Linon	•	•	•	•	•	•	•	•	•	•	•	•	•	•	•	■	•	•	•	•	•
4844	Glacier	•	•	•	•	•	•	•	•	•	•	•	•	•	•	•	■	•	•	•	•	•
4849	Vapor	•	•	•	•	•	•	•	•	•	•	•	•	•	•	•	■	•	•	•	•	•
4858	Seagull	•	•	•	•	•	•	•	•	•	•	•	•	•	•	•	•	•	•	•	•	•
7190	Platinum Solid	•	•	•	•	•	•	•	•	•	•	•	•	•	•	•	•	•	•	•	•	•
Worktools Finishes																						
ZW01	Pearl Snow	•	•	•	•	•	•	•	•	•	•	•	•	•	•	•	•	•	•	•	•	•
4231	Arctic White	•	•	□	•	•	•	•	•	•	•	•	•	•	•	•	•	•	•	•	•	•
4804	Light Steel Metallic	•	•	•	•	•	•	•	•	•	•	•	•	•	•	•	•	•	•	•	•	•
6029	Chalk	•	•	•	•	•	•	•	•	•	•	•	•	•	•	•	•	•	•	•	•	•
7018	Pewter	•	•	•	•	•	•	•	•	•	•	•	•	•	•	•	•	•	•	•	•	•
7270	Silverstone	•	•	•	•	•	•	•	•	•	•	•	•	•	•	•	•	•	•	•	•	•
4135	Black Matte	•	•	•	•	•	•	•	•	•	•	•	•	•	•	•	•	•	•	•	•	•
4142	Platinum Gloss	•	•	•	•	•	•	•	•	•	•	•	•	•	•	•	•	•	•	•	•	•
4143	White Matte	•	•	•	•	•	•	•	•	•	•	•	•	•	•	•	•	•	•	•	•	•
Metal and Accessory Paint																						
4140	Arctic White Gloss ⊕	•	□	•	•	■	■	•	•	■	■	■	□	•	•	•	□	□	■	•	•	•
4144	Black Gloss	•	□	•	•	•	•	•	•	■	■	■	□	•	•	•	•	•	•	•	•	•
4710	Low Gloss Black	•	•	□	•	•	•	•	•	■	■	■	□	•	•	□	•	•	•	•	□	•
803S	Stainless Steel	•	•	•	•	•	•	•	•	•	•	•	•	•	•	•	•	•	•	•	•	•
8042	Brushed Aluminum	•	•	•	•	•	•	•	•	•	•	•	•	•	•	•	•	•	•	•	•	•
8043	Clear Anodized Aluminum	•	•	•	•	•	•	•	•	•	•	□	•	•	•	•	•	•	■	•	•	■
8044	Black Anodized Aluminum	•	•	•	•	•	•	•	•	•	•	•	•	•	•	•	•	•	•	•	•	•
8046	Polished Aluminum	•	•	•	•	•	•	•	•	•	•	•	•	•	•	□	•	•	•	•	•	•
9200	Satin Chrome	•	•	•	•	•	•	•	•	•	•	•	•	•	•	•	•	•	•	•	•	•
9201	Polished Chrome	□	•	•	•	•	•	•	•	•	•	•	•	■	•	•	•	•	•	■	•	•
9211	Nickel	□	•	•	•	•	•	•	•	•	•	•	•	■	□	•	•	•	•	□	•	•
9212	Silver	□	•	•	•	•	•	•	•	•	•	•	•	■	•	•	•	•	•	□	•	•
9214	Antique Pewter	•	•	•	•	•	•	•	•	•	•	•	•	•	•	•	•	•	•	•	•	•
9230	Antique Bronze	•	•	•	•	•	•	•	•	•	•	•	•	•	•	•	•	•	•	•	•	•
9250	Ember Chrome	•	•	•	•	•	•	•	•	•	•	•	•	•	•	•	•	•	•	•	□	•

Tip: For the most up to date availability information, please visit finishlibrary.steelcase.com.
 Tip: Products that are missing from the matrix are not available with these surface materials.

Paint Matrix, continued

Legend

- = Not available
- = Available
- = Available with exceptions
- ⊖ = Excluded
- ⊕ = This finish is part of the global surface materials palette. Geographical differences, by product line, may apply.
- ▶ See specification guide for details.

	Steelcase Systems & Caseloads cont.										Steelcase Seating											
	Privacy Wall	Sarto Screens	ScapeSeries Tables	Simple Tables	Storage Products	TS Series Storage	Universal Privacy Modesty Screens	Universal Storage	Universal Worksurface Products	Verb Tables	V.I.A.	Wall Mount HAD	Work Tents - Overhead Tent	Work Tents - Pod Tent	Work Valet Lockers	Amia	Amia Air	B-Free Beam	B-Free Occasional Tables	B-Free Standing Height Tables	Brody 488 Series WorkLounge	cobi 434 Series
Architectural Paint Price Group 1																						
4843 Linen	□	•	•	•	•	•	•	•	•	•	□	•	•	•	•	•	•	•	•	•	•	•
4844 Glacier	□	•	•	•	•	•	•	•	•	•	□	•	•	•	•	•	•	•	•	•	•	•
4849 Vapor	□	•	•	•	•	•	•	•	•	•	□	•	•	•	•	•	•	•	•	•	•	•
4858 Seagull	□	•	•	•	•	•	•	•	•	•	□	•	•	•	•	•	•	•	•	•	•	•
7190 Platinum Solid	•	•	•	•	•	•	•	•	•	•	□	•	•	•	•	•	•	•	•	•	•	•
Worktools Finishes																						
ZW01 Pearl Snow	•	•	•	•	•	•	•	•	•	•	•	•	•	•	•	•	•	•	•	•	•	•
4231 Arctic White	•	•	•	•	•	•	•	•	•	•	•	•	•	•	•	•	•	•	•	•	□	•
4804 Light Steel Metallic	•	•	•	•	•	•	•	•	•	•	•	•	•	•	•	•	•	•	•	•	•	•
6029 Chalk	•	•	•	•	•	•	•	•	•	•	•	•	•	•	•	•	•	•	•	•	•	•
7018 Pewter	•	•	•	•	•	•	•	•	•	•	•	•	•	•	•	•	•	•	•	•	•	•
7270 Silverstone	•	•	•	•	•	•	•	•	•	•	•	•	•	•	•	•	•	•	•	•	•	•
4135 Black Matte	•	•	•	•	•	•	•	•	•	•	•	•	•	•	•	•	•	•	•	•	•	•
4142 Platinum Gloss	•	•	•	•	•	•	•	•	•	•	•	•	•	•	•	•	•	•	•	•	•	•
4143 White Matte	•	•	•	•	•	•	•	•	•	•	•	•	•	•	•	•	•	•	•	•	•	•
Metal and Accessory Paint																						
4140 Arctic White Gloss ⊕	•	•	□	■	□	•	•	■	□	•	•	•	•	■	■	■	•	•	■	■	•	■
4144 Black Gloss	•	•	•	•	□	•	•	■	□	•	•	•	■	■	■	•	•	■	■	•	•	•
4710 Low Gloss Black	□	•	•	•	•	•	•	•	•	■	•	■	■	■	•	•	•	•	•	•	□	•
803S Stainless Steel	•	•	□	•	•	•	•	•	•	•	•	•	•	•	•	•	•	•	•	•	•	•
8042 Brushed Aluminum	•	•	•	•	•	•	•	•	□	•	•	•	•	•	•	•	•	•	•	•	•	•
8043 Clear Anodized Aluminum	□	•	•	•	•	•	•	•	□	•	□	•	•	•	•	•	•	•	•	•	•	•
8044 Black Anodized Aluminum	•	•	•	•	•	•	•	•	•	•	•	•	•	•	•	•	•	•	•	•	•	•
8046 Polished Aluminum	•	•	•	•	•	•	•	•	□	•	•	•	•	•	•	•	•	•	•	•	•	•
9200 Satin Chrome	□	•	•	•	•	•	•	•	•	•	□	•	•	•	•	•	•	•	•	•	•	•
9201 Polished Chrome	□	•	•	•	■	■	•	•	□	•	□	•	•	•	•	•	•	•	•	•	•	•
9211 Nickel	•	•	•	•	□	■	•	•	•	•	•	•	•	•	•	•	•	•	•	•	•	•
9212 Silver	•	•	•	•	□	■	•	•	•	•	•	•	•	•	•	•	•	•	•	•	•	•
9214 Antique Pewter	•	•	•	•	•	•	•	•	•	•	•	•	•	•	•	•	•	•	•	•	•	•
9230 Antique Bronze	•	•	•	•	•	•	•	•	•	•	•	•	•	•	•	•	•	•	•	•	•	•
9250 Ember Chrome	□	•	•	•	□	•	•	•	•	•	•	•	•	•	■	•	•	•	•	•	•	•

Availability Matrices

Tip: For the most up to date availability information, please visit finishlibrary.steelcase.com.
 Tip: Products that are missing from the matrix are not available with these surface materials.

Paint Matrix, continued

Paint Matrix, continued

Legend

- = Not available
- = Available
- = Available with exceptions
- ⊕ = This finish is part of the global surface materials palette. Geographical differences, by product line, may apply.
- ▶ See specification guide for details.

	Steelcase Seating cont.																							
	Gesture 442 Series	i2i 416 Series	Jenny Lounge	Jenny Tablet Arm	Kart	Leap 462 Series	Max-Stacker III 477 Series	Move 490 Series	Node 480 Series	Nool by Wiesner Hager	Player 475 Series	Qivi 428 Series	Reply	Scoop	Shortcut	SILQ 418 Series	Simple Seating	Steelcase Series 1	Steelcase Series 2	Tenor	Think 465, UPH Back	Think 465, 3D Knit Back	Umami	
Architectural Paint Price Group 1																								
4843 Linen	•	•	•	•	•	•	•	•	•	•	•	•	•	•	•	•	•	•	•	•	•	•	•	•
4844 Glacier	•	•	•	•	•	•	•	•	•	•	•	•	•	•	•	•	•	•	•	•	•	•	•	•
4849 Vapor	•	•	•	•	•	•	•	•	•	•	•	•	•	•	•	•	•	•	•	•	•	•	•	•
4858 Seagull	•	•	•	•	•	•	•	•	•	•	•	•	•	•	•	•	•	•	•	•	•	•	•	•
7190 Platinum Solid	•	•	•	•	•	•	•	•	•	•	•	•	•	•	•	•	•	•	•	•	•	•	•	•
Worktools Finishes																								
ZW01 Pearl Snow	•	•	•	•	•	•	•	•	•	•	•	•	•	•	•	•	•	•	•	•	•	•	•	•
4231 Arctic White	•	•	•	•	•	•	•	•	•	•	•	•	•	•	•	•	•	•	•	•	•	•	•	•
4804 Light Steel Metallic	•	•	•	•	•	•	•	•	•	•	•	•	•	•	•	•	•	•	•	•	•	•	•	•
6029 Chalk	•	•	•	•	•	•	•	•	•	•	•	•	•	•	•	•	•	•	•	•	•	•	•	•
7018 Pewter	•	•	•	•	•	•	•	•	•	•	•	•	•	•	•	•	•	•	•	•	•	•	•	•
7270 Silverstone	•	•	•	•	•	•	•	•	•	•	•	•	•	•	•	•	•	•	•	•	•	•	•	•
4135 Black Matte	•	•	•	•	•	•	•	•	•	•	•	•	•	•	•	•	•	•	•	•	•	•	•	•
4142 Platinum Gloss	•	•	•	•	•	•	•	•	•	•	•	•	•	•	•	•	•	•	•	•	•	•	•	•
4143 White Matte	•	•	•	•	•	•	•	•	•	•	•	•	•	•	•	•	•	•	•	•	•	•	•	•
Metal and Accessory Paint																								
4140 Arctic White Gloss ⊕	•	•	•	•	•	•	•	•	□	•	•	•	•	•	■	□	■	•	•	•	■	•	•	•
4144 Black Gloss	•	•	•	•	□	•	•	•	•	•	•	•	•	•	•	□	•	•	•	•	•	•	□	•
4710 Low Gloss Black	•	•	•	•	•	•	•	•	•	•	•	•	•	•	•	•	•	•	•	•	•	•	•	•
803S Stainless Steel	•	•	•	•	•	•	•	•	•	•	•	•	•	•	•	•	•	•	•	•	•	•	•	•
8042 Brushed Aluminum	•	•	•	•	•	•	•	•	•	•	•	•	•	•	•	•	•	•	•	•	•	•	•	•
8043 Clear Anodized Aluminum	•	•	•	•	•	•	•	•	•	•	•	•	•	•	•	•	•	•	•	•	•	•	•	•
8044 Black Anodized Aluminum	•	•	•	•	•	•	•	•	•	•	•	•	•	•	•	•	•	•	•	•	•	•	•	•
8046 Polished Aluminum	■	■	•	•	□	■	■	•	•	■	•	□	■	•	□	•	■	■	•	■	■	•	•	•
9200 Satin Chrome	•	•	•	•	•	•	•	•	•	•	•	•	•	•	•	•	•	•	•	•	•	•	•	•
9201 Polished Chrome	•	•	•	•	□	•	■	•	•	■	•	□	•	•	•	•	•	•	•	•	•	•	•	•
9211 Nickel	•	•	•	•	•	•	•	•	•	•	•	•	•	•	•	•	•	•	•	•	•	•	•	•
9212 Silver	•	•	•	•	•	•	•	•	•	•	•	•	•	•	•	•	•	•	•	•	•	•	•	•
9214 Antique Pewter	•	•	•	•	•	•	•	•	•	•	•	•	•	•	•	•	•	•	•	•	•	•	•	•
9230 Antique Bronze	•	•	•	•	•	•	•	•	•	•	•	•	•	•	•	•	•	•	•	•	•	•	•	•
9250 Ember Chrome	•	•	•	•	•	•	•	•	•	•	•	•	•	•	•	•	•	•	•	•	•	•	•	•

Tip: For the most up to date availability information, please visit finishlibrary.steelcase.com.
 Tip: Products that are missing from the matrix are not available with these surface materials.

Paint Matrix, continued

Legend

- = Not available
- = Available
- ◻ = Available with exceptions
- ⊕ = This finish is part of the global surface materials palette. Geographical differences, by product line, may apply.
- ▶ See specification guide for details.

	Steelcase Wood Furniture										Worktools						Steelcase Health									
	Aisla	Baseline Tables	Baseline Bench Seating	Campfire Big Table	Campfire Slim Table	Convvene	Currency Enhanced	Elective Elements	Mackinac	Verlay Tables	Victor2	Campfire Big Lamp	Computer Support Tools	Lighting	Organizational Worktools	Slatwall Screens and Mounting Brackets	Apprise	Aspekt	Cura	Embold	Leela	Regard	Sorrel	Surround		
Architectural Paint Price Group 1																										
4843 Linen	•	•	•	•	•	•	•	•	■	■	•	•	•	•	•	•	•	•	•	•	•	•	•	•	•	
4844 Glacier	•	•	•	•	•	•	•	•	■	■	•	•	•	•	•	•	•	•	•	•	•	•	•	•	•	
4849 Vapor	•	•	•	•	•	•	•	•	■	■	•	•	•	•	•	•	•	•	•	•	•	•	•	•	•	
4858 Seagull	•	•	•	•	•	•	•	•	■	■	•	•	•	•	•	•	•	•	■	•	■	■	•	•	•	
7190 Platinum Solid	•	•	•	•	•	•	•	•	■	■	•	•	•	•	•	•	■	•	•	•	•	•	•	•	•	
Worktools Finishes																										
ZW01 Pearl Snow	•	•	•	•	•	•	•	•	•	•	•	•	■	•	•	•	•	•	•	•	•	•	•	•	•	
4231 Arctic White	•	•	•	•	•	•	•	■	•	•	•	•	■	■	■	•	•	•	•	•	•	•	•	•	•	
4804 Light Steel Metallic	•	•	•	•	•	•	•	•	•	•	•	•	■	•	•	•	•	•	•	•	•	•	•	•	•	
6029 Chalk	•	•	•	•	•	•	•	•	•	•	•	•	■	•	•	•	•	•	•	•	•	•	•	•	•	
7018 Pewter	•	•	•	•	•	•	•	•	•	•	•	•	■	■	■	•	•	•	•	•	•	•	•	•	•	
7270 Silverstone	•	•	•	•	•	•	•	•	•	•	•	•	•	■	•	•	•	•	•	•	•	•	•	•	•	
4135 Black Matte	•	•	•	•	•	•	•	•	•	•	•	•	•	■	•	•	•	•	•	•	•	•	•	•	•	
4142 Platinum Gloss	•	•	•	•	•	•	•	•	•	•	•	•	•	■	•	•	•	•	•	•	•	•	•	•	•	
4143 White Matte	•	•	•	•	•	•	•	•	•	•	•	•	•	■	•	•	•	•	•	•	•	•	•	•	•	
Metal and Accessory Paint																										
4140 Arctic White Gloss ⊕	•	■	■	•	■	•	•	◻	■	■	•	■	•	•	•	•	■	•	•	■	•	■	■	•	•	
4144 Black Gloss	•	■	■	•	•	•	•	◻	■	■	•	•	•	•	•	•	■	•	•	•	•	•	•	•	•	
4710 Low Gloss Black	◻	•	•	•	•	•	•	◻	■	■	•	•	■	■	•	•	■	•	•	•	•	•	•	•	•	
803S Stainless Steel	•	•	•	•	•	•	•	•	•	•	•	•	•	•	•	•	•	•	•	•	•	•	•	•	•	
8042 Brushed Aluminum	•	•	•	•	•	◻	•	•	•	•	•	•	•	•	•	•	•	•	•	•	•	•	•	•	•	
8043 Clear Anodized Aluminum	■	•	•	•	•	•	•	◻	•	•	•	•	•	•	•	•	•	•	•	•	•	•	•	•	•	
8044 Black Anodized Aluminum	•	•	•	•	•	•	•	◻	•	•	•	•	•	•	•	•	•	•	•	•	•	•	•	•	•	
8046 Polished Aluminum	•	•	•	•	•	◻	•	■	■	•	•	•	•	•	•	•	•	■	■	■	■	■	■	■	■	
9200 Satin Chrome	•	•	•	•	•	•	•	•	•	•	•	•	•	•	•	•	•	•	•	•	•	•	•	•	•	
9201 Polished Chrome	■	•	•	•	•	◻	◻	■	■	•	•	•	•	•	•	•	•	•	•	•	•	•	•	•	•	
9211 Nickel	■	•	•	•	•	◻	◻	■	•	•	•	•	•	•	•	•	•	•	•	•	•	•	•	•	•	
9212 Silver	■	•	•	•	•	◻	◻	•	•	•	•	•	•	•	•	•	•	•	•	•	•	•	•	•	•	
9214 Antique Pewter	•	•	•	•	•	•	•	•	•	•	•	•	•	•	•	•	•	•	•	•	•	•	•	•	•	
9230 Antique Bronze	•	•	•	•	•	•	•	•	•	•	•	•	•	•	•	•	•	•	•	•	•	•	•	•	•	
9250 Ember Chrome	■	•	•	•	•	◻	◻	■	■	•	•	•	•	•	•	•	•	•	•	•	•	•	•	•	•	

Availability Matrices

Tip: For the most up to date availability information, please visit finishlibrary.steelcase.com.
 Tip: Products that are missing from the matrix are not available with these surface materials.

Accent and Lux Paint Matrix

Accent and Lux Paint Matrix

Legend

- = Not available
- = Available
- = Available with exceptions
- ⊕ = This finish is part of the global surface materials palette. Geographical differences, by product line, may apply.
- ▶ See specification guide for details.

	Steelcase Systems and Casegoods																				
	Answer	Bivi	Brody Desk	Campfire Big Table	Campfire Paper Table	Campfire Screen	Campfire Skate Table	Divisio Side Screen	Duo	Elbrook	Flex	Flex Media Cart	FrameOne	Groupwork	High-Density Storage	Kick	media:scape	media:scape kiosk	media:scape mini and mobile	Migration Height-Adjustable Desks	Montage
Custom Surfaces - PerfectMatch																					
Paint Price Group 3																					
PerfectMatch Paint	□	□	■	•	•	•	■	•	■	■	■	■	□	■	■	□	□	□	•	•	■
Accent Paint Price Group 3																					
1ATG Rose Quartz ⊕	□	□	□	•	•	•	■	•	■	■	■	■	□	□	■	•	□	□	•	•	■
4AV3 Blue Jay ⊕	□	□	□	•	•	•	■	•	■	■	■	■	□	□	■	•	□	□	•	•	■
4AV4 Baltic	□	□	□	•	•	•	■	•	■	■	■	■	□	□	■	•	□	□	•	•	■
4AX1 Citron ⊕	□	□	□	•	•	•	■	•	■	■	■	■	□	□	■	•	□	□	•	•	■
4AY2 Chili	□	□	□	•	•	•	■	•	■	■	■	■	□	□	■	•	□	□	•	•	■
4AZ5 Marlin	□	□	□	•	•	•	■	•	■	■	■	■	□	□	■	•	□	□	•	•	■
4CL1 Dark Olivine	□	□	□	•	•	•	■	•	■	■	■	■	□	□	■	•	□	□	•	•	■
4CL2 Ice Blue	□	□	□	•	•	•	■	•	■	■	■	■	□	□	■	•	□	□	•	•	■
4CL3 Aura	□	□	□	•	•	•	■	•	■	■	■	■	□	□	■	•	□	□	•	•	■
4CL4 Sea Glass	□	□	□	•	•	•	■	•	■	■	■	■	□	□	■	•	□	□	•	•	■
4CL5 Light Matcha	□	□	□	•	•	•	■	•	■	■	■	■	□	□	■	•	□	□	•	•	■
4CL6 Terra	□	□	□	•	•	•	■	•	■	■	■	■	□	□	■	•	□	□	•	•	■
4CL7 Sandstone	□	□	□	•	•	•	■	•	■	■	■	■	□	□	■	•	□	□	•	•	■
4CL8 Smokey Plum	□	□	□	•	•	•	■	•	■	■	■	■	□	□	■	•	□	□	•	•	■
4CZ5 Honey ⊕	□	□	□	•	•	•	■	•	■	■	■	■	□	□	■	•	□	□	•	•	■
4CZ6 Lagoon ⊕	□	□	□	•	•	•	■	•	■	■	■	■	□	□	■	•	□	□	•	•	■
Coatings Price Group 3																					
1ATT Cast Shadow**	•	•	•	•	•	•	•	•	•	•	■	■	■	□	•	•	■	•	•	•	•

Tip: For the most up to date availability information, please visit finishlibrary.steelcase.com.

Tip: Products that are missing from the matrix are not available with these surface materials.

*PerfectMatch paint is a program that allows you to create your own color on Steelcase painted products.

**1ATT Cast Shadow is a subtly tinted clear-coat that allows for color range, variability, and uniqueness across parts and products. Weld marks, fingerprints, anodized streaks—and even color haze or shift—should be expected and celebrated. To ensure a full understanding of these variations, a sign-off is required and is available through the Finish Library.

▶ See page 159 for additional information.

Accent and Lux Paint Matrix, continued

Legend

- = Not available
- = Available
- = Available with exceptions
- ⊕ = This finish is part of the global surface materials palette. Geographical differences, by product line, may apply.
- ▶ See specification guide for details.

	Steelcase Systems and Casegoods, cont.										Steelcase Seating									
	Ology	Privacy Wall	ScapesSeries Tables	Simple Tables	Storage Products	TS Series	Universal Worksurface Products	Verb Tables	V.I.A.	Work Valet Lockers	B-Free Beam	B-Free Standing Height Tables	B-Free Occasional Tables	Brody 488 Series WorkLounge	cobi 434 Series	Gesture 442 Series	i2i 416 Series			
Custom Surfaces - PerfectMatch																				
Paint Price Group 3																				
PerfectMatch Paint	•	□	•	■	□	□	□	■	□	•	■	■	■	•	•	•	•			
Accent Paint Price Group 3																				
1ATG Rose Quartz ⊕	•	□	•	■	□	□	□	■	■	■	■	■	■	•	•	•	•			
4AV3 Blue Jay ⊕	•	□	•	■	□	□	□	■	•	■	■	■	■	•	•	•	•			
4AV4 Baltic	•	□	•	■	□	□	□	■	■	■	■	■	■	•	•	•	•			
4AX1 Citron ⊕	•	□	•	■	□	□	□	■	•	■	■	■	■	•	•	•	•			
4AY2 Chili	•	□	•	■	□	□	□	■	•	■	■	■	■	•	•	•	•			
4AZ5 Marlin	•	□	•	■	□	□	□	■	•	■	■	■	■	•	•	•	•			
4CL1 Dark Olivine	•	■	•	■	□	□	□	■	•	■	■	•	■	•	•	•	•			
4CL2 Ice Blue	•	■	•	■	□	□	□	■	•	■	■	•	■	•	•	•	•			
4CL3 Aura	•	■	•	■	□	□	□	■	•	■	■	•	■	•	•	•	•			
4CL4 Sea Glass	•	■	•	■	□	□	□	■	•	■	■	•	■	•	•	•	•			
4CL5 Light Matcha	•	■	•	■	□	□	□	■	•	■	■	•	■	•	•	•	•			
4CL6 Terra	•	■	•	■	□	□	□	■	•	■	■	•	■	•	•	•	•			
4CL7 Sandstone	•	■	•	■	□	□	□	■	•	•	■	■	■	•	•	•	•			
4CL8 Smokey Plum	•	■	•	■	□	□	□	■	•	•	■	■	■	•	•	•	•			
4CZ5 Honey ⊕	•	□	•	■	□	□	□	■	•	■	■	■	■	•	•	•	•			
4CZ6 Lagoon ⊕	•	□	•	■	□	□	□	■	•	■	■	■	■	•	•	•	•			
Coatings Price Group 3																				
1ATT Cast Shadow**	•	□	•	■	□	•	•	•	■	•	•	•	•	•	•	•	•			

Tip: For the most up to date availability information, please visit finishlibrary.steelcase.com.

Tip: Products that are missing from the matrix are not available with these surface materials.

*PerfectMatch paint is a program that allows you to create your own color on Steelcase painted products.

**1ATT Cast Shadow is a subtly tinted clear-coat that allows for color range, variability, and uniqueness across parts and products. Weld marks, fingerprints, anodized streaks—and even color haze or shift—should be expected and celebrated. To ensure a full understanding of these variations, a sign-off is required and is available through the Finish Library.

▶ See page 159 for additional information.

Accent and Lux Paint Matrix, continued

Accent and Lux Paint Matrix, continued

Legend

- = Not available
- = Available
- = Available with exceptions
- ⊕ = This finish is part of the global surface materials palette. Geographical differences, by product line, may apply.
- ▶ See specification guide for details.

	Steelcase Seating																		
	Jenny Tablet Arm	Karman	Kart	Leap 462 Series	Max-Stacker III 477 Series	Mobile Pedestal Cap	Move 490 Series	Node 480 Series	Nooi by Wiesner Hager	Player 475 Series	QIV/428 Series	Scoop	Shortcut	SILQ 418 Series	Simple Seating	Tenor	465 Think, Uph Back	465 Think, 3D Knit Back	Umami
Custom Surfaces - PerfectMatch																			
Paint Price Group 3																			
PerfectMatch Paint	•	•	■	•	•	•	•	•	•	•	•	■	□	•	•	■	•	•	■
Accent Paint Price Group 3																			
1ATG Rose Quartz ⊕	•	•	■	•	•	•	•	□	•	•	•	■	□	•	•	■	•	•	■
4AV3 Blue Jay ⊕	•	•	■	•	•	•	•	□	•	•	•	■	□	•	•	■	•	•	■
4AV4 Baltic	•	•	■	•	•	•	•	□	•	•	•	■	□	•	•	■	•	•	■
4AX1 Citron ⊕	•	•	■	•	•	•	•	□	•	•	•	■	□	•	•	■	•	•	■
4AY2 Chili	•	•	■	•	•	•	•	□	•	•	•	■	□	•	•	■	•	•	■
4AZ5 Marlin	•	•	■	•	•	•	•	□	•	•	•	■	□	•	•	■	•	•	■
4CL1 Dark Olivine	•	•	■	•	•	•	•	□	•	•	•	■	□	•	•	■	•	•	■
4CL2 Ice Blue	•	•	■	•	•	•	•	□	•	•	•	■	□	•	•	■	•	•	■
4CL3 Aura	•	•	■	•	•	•	•	□	•	•	•	■	□	•	•	■	•	•	■
4CL4 Sea Glass	•	•	■	•	•	•	•	□	•	•	•	■	□	•	•	■	•	•	■
4CL5 Light Matcha	•	•	■	•	•	•	•	□	•	•	•	■	□	•	•	■	•	•	■
4CL6 Terra	•	•	■	•	•	•	•	□	•	•	•	■	□	•	•	■	•	•	■
4CL7 Sandstone	•	•	■	•	•	•	•	□	•	•	•	■	□	•	•	■	•	•	■
4CL8 Smokey Plum	•	•	■	•	•	•	•	□	•	•	•	■	□	•	•	■	•	•	■
4CZ5 Honey ⊕	•	•	■	•	•	•	•	□	•	•	•	■	□	•	•	■	•	•	■
4CZ6 Lagoon ⊕	•	•	■	•	•	•	•	□	•	•	•	■	□	•	•	■	•	•	■
Coatings Price Group 3																			
1ATT Cast Shadow**	•	•	•	•	•	•	•	•	•	•	•	■	•	•	•	•	•	•	■

Tip: For the most up to date availability information, please visit finishlibrary.steelcase.com.

Tip: Products that are missing from the matrix are not available with these surface materials.

*PerfectMatch paint is a program that allows you to create your own color on Steelcase painted products.

**1ATT Cast Shadow is a subtly tinted clear-coat that allows for color range, variability, and uniqueness across parts and products. Weld marks, fingerprints, anodized streaks—and even color haze or shift—should be expected and celebrated. To ensure a full understanding of these variations, a sign-off is required and is available through the Finish Library.

▶ See page 159 for additional information.

Accent and Lux Paint Matrix, continued

Legend

- = Not available
- = Available
- = Available with exceptions
- ⊕ = This finish is part of the global surface materials palette. Geographical differences, by product line, may apply.
- ▶ See specification guide for details.

	Steelcase Wood Furniture										Worktools					Steelcase Health									
	Aisia	Baseline Bench Seating	Baseline Tables	Campfire Slim Table	Convène	Currency	Elective Elements	Mackinac	Verlay Tables	Victor2	Campfire Big Lamp	Computer Support Tools	Lighting	Organizational Worktools	Slatwall Screens and Mounting Brackets	Apprise	Aspekt	Cura	Embold	Leela	Regard	Sorrel	Surround		
Custom Surfaces - PerfectMatch																									
Paint Price Group 3																									
PerfectMatch Paint	■	■	■	■	•	•	•	■	■	•	■	•	□	•	•	■	•	•	•	•	•	•	•		
Accent Paint Price Group 3																									
1ATG Rose Quartz ⊕	■	■	■	■	•	■	•	■	■	•	■	•	□	•	•	■	•	•	•	•	•	•	•		
4AV3 Blue Jay ⊕	■	■	■	■	•	■	•	■	■	•	■	•	□	•	•	■	•	•	•	•	•	•	•		
4AV4 Baltic	■	■	■	■	•	■	•	■	■	•	■	•	□	•	•	■	•	•	•	•	•	•	•		
4AX1 Citron ⊕	■	■	■	■	•	■	•	■	■	•	■	•	□	•	•	■	•	•	•	•	•	•	•		
4AY2 Chili	■	■	■	■	•	■	•	■	■	•	■	•	□	•	•	■	•	•	•	•	•	•	•		
4AZ5 Marlin	■	■	■	■	•	■	•	■	■	•	■	•	□	•	•	■	•	•	•	•	•	•	•		
4CL1 Dark Olivine	■	■	•	■	•	■	•	■	■	•	■	•	□	•	•	■	•	•	•	•	•	•	•		
4CL2 Ice Blue	■	■	•	■	•	■	•	■	■	•	■	•	□	•	•	■	•	•	•	•	•	•	•		
4CL3 Aura	■	■	•	■	•	■	•	■	■	•	■	•	□	•	•	■	•	•	•	•	•	•	•		
4CL4 Sea Glass	■	■	•	■	•	■	•	■	■	•	■	•	□	•	•	■	•	•	•	•	•	•	•		
4CL5 Light Matcha	■	■	•	■	•	■	•	■	■	•	■	•	□	•	•	■	•	•	•	•	•	•	•		
4CL6 Terra	■	■	•	■	•	■	•	■	■	•	■	•	□	•	•	■	•	•	•	•	•	•	•		
4CL7 Sandstone	■	■	■	■	•	■	•	■	■	•	■	•	□	•	•	■	•	•	•	•	•	•	•		
4CL8 Smokey Plum	■	■	■	■	•	■	•	■	■	•	■	•	□	•	•	■	•	•	•	•	•	•	•		
4CZ5 Honey ⊕	■	■	■	■	•	■	•	■	■	•	■	•	□	•	•	■	•	•	•	•	•	•	•		
4CZ6 Lagoon ⊕	■	■	■	■	•	■	•	■	■	•	■	•	□	•	•	■	•	•	•	•	•	•	•		
Coatings Price Group 3																									
1ATT Cast Shadow**	■	•	•	•	•	■	•	■	•	•	•	•	•	•	•	•	•	•	•	•	•	•	■		

Availability
Matrices

Tip: For the most up to date availability information, please visit finishlibrary.steelcase.com.

Tip: Products that are missing from the matrix are not available with these surface materials.

*PerfectMatch paint is a program that allows you to create your own color on Steelcase painted products.

**1ATT Cast Shadow is a subtly tinted clear-coat that allows for color range, variability, and uniqueness across parts and products. Weld marks, fingerprints, anodized streaks—and even color haze or shift—should be expected and celebrated. To ensure a full understanding of these variations, a sign-off is required and is available through the Finish Library.

▶ See page 159 for additional information.

Accent and Lux Paint Matrix, continued

Accent and Lux Paint Matrix, continued

Legend

- = Not available
- = Available
- = Available with exceptions
- ⊕ = This finish is part of the global surface materials palette. Geographical differences, by product line, may apply.
- ▶ See specification guide for details.

Steelcase Systems and Casegoods	Lux Coatings Price Group 3																				
	Answer	Bivi	Brody Desk	Campfire Big Table	Campfire Paper Table	Campfire Screen	Campfire Skate Table	Divisio Side Screen	Duo	Ebrook	Flex	Flex Media Cart	FrameOne	Groupwork	High-Density Storage	Kick	media:scape	media:scape kiosk	media:scape mini and mobile	Migration Height-Adjustable Desks	Montage
4B20 Obsidian ⊕	□	□	□	•	•	•	■	•	•	■	■	■	■	■	•	•	•	•	•	•	■
4B22 Matte Brass ⊕	□	□	□	•	•	•	■	•	•	■	■	■	■	■	•	•	•	•	•	•	■
4B23 Burnished Bronze ⊕	□	□	□	•	•	•	■	•	•	■	■	■	■	■	•	•	•	•	•	•	■
4B24 Night Bronze ⊕	□	□	•	•	•	•	■	•	•	■	■	■	■	■	•	•	•	•	•	•	■
4B25 Matte Copper ⊕	□	□	•	•	•	•	■	•	•	■	■	■	■	■	•	•	•	•	•	•	■
4B26 Smoke Mica	□	□	•	•	•	•	■	•	•	■	■	■	■	■	•	•	•	•	•	•	■
4B29 Cast Iron	□	□	•	•	•	•	■	•	•	■	■	■	■	■	•	•	•	•	•	•	■

Tip: For the most up to date availability information, please visit finishlibrary.steelcase.com.
 Tip: Products that are missing from the matrix are not available with these surface materials.

Accent and Lux Paint Matrix, continued

Legend

- = Not available
- = Available
- ◻ = Available with exceptions
- ⊕ = This finish is part of the global surface materials palette. Geographical differences, by product line, may apply.
- ▶ See specification guide for details.

Lux Coatings Price Group 3	Steelcase Systems and Casegoods, cont.											Steelcase Seating							
	Ology	Privacy Wall	ScapeSeries Tables	Simple Tables	Storage Products	TS Series	Universal Storage	Universal Worksurface Products	Verb Tables	V.I.A.	Work Valet Lockers	B-Free Beam	B-Free Standing Height Tables	B-Free Occasional Tables	Brody 488 Series WorkLounge	cobi 434 Series	Gesture 442 Series	i2i 416 Series	
4B20 Obsidian ⊕	•	•	•	•	■	◻	■	■	•	•	■	■	■	■	◻	•	•	•	
4B22 Matte Brass ⊕	•	◻	•	•	■	◻	■	■	•	■	■	■	■	■	◻	•	•	•	
4B23 Burnished Bronze ⊕	•	◻	•	•	■	◻	■	■	•	■	■	■	■	■	◻	•	•	•	
4B24 Night Bronze ⊕	•	◻	•	•	■	◻	■	■	•	■	■	■	■	■	•	•	•	•	
4B25 Matte Copper ⊕	•	◻	•	•	■	◻	■	■	•	■	■	■	■	■	•	•	•	•	
4B26 Smoke Mica	•	◻	•	•	■	◻	■	■	•	■	■	■	■	■	•	•	•	•	
4B29 Cast Iron	•	◻	•	•	■	◻	■	■	•	■	■	■	■	■	•	•	•	•	

Availability Matrices

Tip: For the most up to date availability information, please visit finishlibrary.steelcase.com.
 Tip: Products that are missing from the matrix are not available with these surface materials.

Accent and Lux Paint Matrix, continued

Accent and Lux Paint Matrix, continued

Legend

- = Not available
- = Available
- ◻ = Available with exceptions
- ⊕ = This finish is part of the global surface materials palette. Geographical differences, by product line, may apply.
- ▶ See specification guide for details.

		Steelcase Seating, cont.																		
		Jenny Tablet Arm	Karman	Kart	Leap 462 Series	Max-Stacker III 477 Series	Mobile Pedestal Cap	Move 490 Series	Node 480 Series	Noot by Wiesner Hager	Player 475 Series	QIVI 428 Series	Scoop	Shortcut	SILQ 418 Series	Simple Seating	Tenor	465 Think, Uph Back	465 Think, 3D Knit Back	Umami
Lux Coatings	Price Group 3																			
4B20	Obsidian ⊕	•	■	•	•	■	•	■	◻	•	•	◻	■	◻	◻	•	■	■	■	■
4B22	Matte Brass ⊕	•	■	•	•	■	•	■	◻	•	•	◻	■	◻	◻	•	■	■	■	■
4B23	Burnished Bronze ⊕	•	■	•	•	■	•	■	◻	•	•	◻	■	◻	◻	•	■	■	■	■
4B24	Night Bronze ⊕	•	■	•	•	■	•	■	◻	•	•	◻	■	◻	◻	•	■	■	■	■
4B25	Matte Copper ⊕	•	■	•	•	■	•	■	◻	•	•	◻	■	◻	◻	•	■	■	■	■
4B26	Smoke Mica	•	■	•	•	■	•	■	◻	•	•	◻	■	◻	◻	•	•	■	■	■
4B29	Cast Iron	•	■	•	•	■	•	■	◻	•	•	◻	■	◻	◻	•	•	■	■	■

Tip: For the most up to date availability information, please visit finishlibrary.steelcase.com.
 Tip: Products that are missing from the matrix are not available with these surface materials.

Accent and Lux Paint Matrix, continued

Legend

- = Not available
- = Available
- = Available with exceptions
- ⊕ = This finish is part of the global surface materials palette. Geographical differences, by product line, may apply.
- ▶ See specification guide for details.

	Steelcase Wood Furniture										Worktools						Steelcase Health									
	Aisla	Bassline Bench Seating	Bassline Tables	Campfire Slim Table	Convete	Currency	Elective Elements	Mackinac	Verlay Tables	Victor2	Campfire Big Lamp	Computer Support Tools	Lighting	Organizational Worktools	Slatwall Screens and Mounting Brackets	Apprise	Aspekt	Cura	Embold	Leela	Regard	Sorrel	Surround			
Lux Coatings Price Group 3																										
4B20 Obsidian ⊕	■	□	□	■	•	■	•	■	■	•	■	•	•	•	•	■	•	•	■	•	■	■	■			
4B22 Matte Brass ⊕	■	□	□	■	•	■	•	■	■	•	■	•	•	•	•	■	•	•	■	•	■	■	■			
4B23 Burnished Bronze ⊕	■	□	□	■	•	■	•	■	■	•	■	•	•	•	•	■	•	•	■	•	■	■	■			
4B24 Night Bronze ⊕	■	□	□	■	•	■	•	■	■	•	■	•	•	•	•	■	•	•	■	•	■	■	■			
4B25 Matte Copper ⊕	■	□	□	■	•	■	•	■	■	•	■	•	•	•	•	■	•	•	■	•	■	■	■			
4B26 Smoke Mica	■	□	□	■	•	■	•	■	■	•	■	•	•	•	•	■	•	•	■	•	■	■	■			
4B29 Cast Iron	■	□	□	■	•	■	•	■	■	•	■	•	•	•	•	■	•	•	■	•	■	■	■			

Availability
Matrices

Tip: For the most up to date availability information, please visit finishlibrary.steelcase.com.
 Tip: Products that are missing from the matrix are not available with these surface materials.

Laminate Matrix

High-Pressure and Low-Pressure Laminate

Legend

- = Not available
- = Available
- ◻ = Available with exceptions
- Ⓢ = Excluded
- ⊕ = This finish is part of the global surface materials palette. Geographical differences, by product line, may apply.

Steelcase Systems & Casegoods

	Answer	Bivi	Bivi Depot	Brody Desk	Campfire Paper Table	Campfire Personal Table	Campfire Skate Table	Campfire Storage Cabinets	Duo	Elbrook	Flex	Flex Media Cart	FrameOne	Groupwork	High-Density Storage	Jenny Tables	Kick	media:scape	media:scape kiosk	Migration Height-Adjustable Desks
High-Pressure Laminates (HPL) Price Group 1																				
Fiber Laminates																				
2850 Vanadium Fiber	■	■	■	■	•	•	•	•	•	■	■	■	■	■	■	■	■	■	■	■
2854 Vellum Fiber Ⓢ	■	■	■	■	•	•	•	•	•	■	■	■	■	■	■	■	■	■	■	■
2860 Granite Fiber	■	■	■	■	•	•	•	•	•	■	■	■	■	■	■	■	■	■	■	■
2862 Stucco Fiber Ⓢ	■	■	■	■	•	•	•	•	•	■	■	■	■	■	■	■	■	■	■	■
Markerboard Laminate																				
2977 Markerboard	•	•	•	•	•	•	•	•	•	•	•	•	•	■	•	•	•	•	•	•
Micro Laminates																				
2920 Marl Micro	■	■	■	■	•	•	•	•	•	■	■	■	■	■	■	■	■	■	■	■
2921 Gypsum Micro	■	■	■	■	•	•	•	•	•	■	■	■	■	■	■	■	■	■	■	■
2922 Clay Micro	■	■	■	■	•	•	•	•	•	■	■	■	■	■	■	■	■	■	■	■
Patina Laminates																				
2870 Blonde Bronze Patina	■	■	■	■	•	•	•	•	•	■	■	■	■	■	■	■	■	■	■	■
2873 Instant Iron Patina	■	■	■	■	•	•	•	•	•	■	■	■	■	■	■	■	■	■	■	■
Solid Laminates																				
2722 Cream Ⓢ	■	■	■	■	•	•	•	•	•	■	■	■	■	■	■	■	■	■	■	■
2730 Arctic White	■	■	■	■	•	•	•	•	•	■	■	■	■	■	■	■	■	■	■	■
2746 Black	■	■	■	■	•	•	•	•	•	■	■	■	■	■	■	■	■	■	■	■
2759 Warm White	■	•	•	•	■	■	•	■	■	■	■	■	■	■	■	■	■	■	■	■
2811 Mist Ⓢ	■	■	■	■	•	•	•	•	•	■	■	■	■	■	■	■	■	■	■	■
2883 Seagull ⊕	■	■	■	■	•	•	•	•	•	■	■	■	■	■	■	■	■	■	■	■
2884 Milk	■	■	■	■	•	•	•	•	•	■	■	■	■	■	■	■	■	■	■	■
2885 Dune	■	■	■	■	•	•	•	•	•	■	■	■	■	■	■	■	■	■	■	■
2HAA Persian Salt	■	■	■	■	•	•	•	•	•	■	■	■	■	■	■	■	■	■	■	■
2HAB Rose	■	■	■	■	•	•	•	•	•	■	■	■	■	■	■	■	■	■	■	■
2HAC Indigo	■	■	■	■	•	•	•	•	•	■	■	■	■	■	■	■	■	■	■	■
2HAD Green Citrine Ⓢ	■	■	■	■	•	•	•	•	•	■	■	■	■	■	■	■	■	■	■	■
2HAE Dark Olivine	■	■	■	■	•	•	•	•	•	■	■	■	■	■	■	■	■	■	■	■
2HAF Cloudy	■	■	■	■	•	•	•	•	•	■	■	■	■	■	■	■	■	■	■	■
2HMG Merle ⊕	■	■	■	■	•	•	•	•	•	■	■	■	■	■	■	■	■	■	■	■
2HWU Clay	■	•	•	•	■	■	•	■	■	■	■	■	■	■	■	■	■	■	■	■
2HWV Chalk	■	•	•	•	■	■	•	■	■	■	■	■	■	■	■	■	■	■	■	■

Tip: For the most up to date availability information, please visit finishlibrary.steelcase.com.
 Tip: Products that are missing from the matrix are not available with these surface materials.

High-Pressure and Low-Pressure Laminate, continued

Legend

- = Not available
- = Available
- = Available with exceptions
- Ⓢ = Excluded
- ⊕ = This finish is part of the global surface materials palette. Geographical differences, by product line, may apply.

	Steelcase Systems & Caseloads, cont.										Steelcase Seating									
	Montage	Ology	Scapes	Series Tables	Simple Tables	Storage Products	Universal Worksurface Products	Verb Tables	V.I.A.	Wall Mount HAD	Work Valet Lockers	B-Free Occasional Tables	B-Free Standing Height Tables	Brody 488 Series WorkLounge	Jenny Tablet Arms	i2i Tablet Arm	Max-Stacker III 477 Series	Player 475 Series	Umami	
High-Pressure Laminates (HPL) Price Group 1																				
Fiber Laminates																				
2850 Vanadium Fiber	■	■	■	■	■	■	■	■	■	■	■	■	■	■	■	■	■	■	■	
2854 Vellum Fiber Ⓢ	■	■	■	■	■	■	■	■	■	■	■	■	■	■	■	■	■	■	■	
2860 Granite Fiber	■	■	■	■	■	■	■	■	■	■	■	■	■	■	■	■	■	■	■	
2862 Stucco Fiber Ⓢ	■	■	■	■	■	■	■	■	■	■	■	■	■	■	■	■	■	■	■	
Markerboard Laminate																				
2977 Markerboard	•	•	•	•	•	•	•	•	•	•	•	•	•	•	•	•	•	•	•	
Micro Laminates																				
2920 Marl Micro	■	■	■	■	■	■	■	■	■	■	■	■	■	■	■	■	■	■	■	
2921 Gypsum Micro	■	■	■	■	■	■	■	■	■	■	■	■	■	■	■	■	■	■	■	
2922 Clay Micro	■	■	■	■	■	■	■	■	■	■	■	■	■	■	■	■	■	■	■	
Patina Laminates																				
2870 Blonde Bronze Patina	■	■	■	■	■	■	■	■	■	■	■	■	■	■	■	■	■	■	■	
2873 Instant Iron Patina	■	■	■	■	■	■	■	■	■	■	■	■	■	■	■	■	■	■	■	
Solid Laminates																				
2722 Cream Ⓢ	■	■	■	■	■	■	■	■	■	■	■	■	■	■	■	■	■	■	■	
2730 Arctic White	■	■	■	■	■	■	■	■	■	■	■	■	■	■	■	■	■	■	■	
2746 Black	■	■	■	■	■	■	■	■	■	■	■	■	■	■	■	■	■	■	■	
2759 Warm White	■	■	■	■	■	■	■	■	■	■	■	■	■	■	■	■	■	■	■	
2811 Mist Ⓢ	■	■	■	■	■	■	■	■	■	■	■	■	■	■	■	■	■	■	■	
2883 Seagull ⊕	■	■	■	■	■	■	■	■	■	■	■	■	■	■	■	■	■	■	■	
2884 Milk	■	■	■	■	■	■	■	■	■	■	■	■	■	■	■	■	■	■	■	
2885 Dune	■	■	■	■	■	■	■	■	■	■	■	■	■	■	■	■	■	■	■	
2HAA Persian Salt	■	■	■	■	■	■	■	■	■	■	■	■	■	■	■	■	■	■	■	
2HAB Rose	■	■	■	■	■	■	■	■	■	■	■	■	■	■	■	■	■	■	■	
2HAC Indigo	■	■	■	■	■	■	■	■	■	■	■	■	■	■	■	■	■	■	■	
2HAD Green Citrine Ⓢ	■	■	■	■	■	■	■	■	■	■	■	■	■	■	■	■	■	■	■	
2HAE Dark Olivine	■	■	■	■	■	■	■	■	■	■	■	■	■	■	■	■	■	■	■	
2HAF Cloudy	■	■	■	■	■	■	■	■	■	■	■	■	■	■	■	■	■	■	■	
2HMG Merle ⊕	■	■	■	■	■	■	■	■	■	■	■	■	■	■	■	■	■	■	■	
2HWU Clay	■	■	■	■	■	■	■	■	■	■	■	■	■	■	■	■	■	■	■	
2HWV Chalk	■	■	■	■	■	■	■	■	■	■	■	■	■	■	■	■	■	■	■	

Tip: For the most up to date availability information, please visit finishlibrary.steelcase.com.
 Tip: Products that are missing from the matrix are not available with these surface materials.

Laminate Matrix, continued

High-Pressure and Low-Pressure Laminate, continued

Legend

- = Not available
- = Available
- = Available with exceptions
- ⊖ = Excluded
- ⊕ = This finish is part of the global surface materials palette. Geographical differences, by product line, may apply.

	Steelcase Wood Furniture										Steelcase Health Tables									
	Aisla	Bassline Tables	Bassline Bench Seating	Campfire Big Table	Campfire Slim Table	Convenc	Currency Case	Currency Headset	Currency Top	Elective Elements	Mackinac	Verlay	Victor2	Apprise						
High-Pressure Laminates (HPL) Price Group 1																				
Fiber Laminates																				
2850 Vanadium Fiber	■	■	■	■	■	■	•	•	■	■	■	■	■	■						
2854 Vellum Fiber ⊖	■	■	■	■	■	■	•	•	■	■	■	■	■	■						
2860 Granite Fiber	■	■	■	■	■	■	•	•	■	■	■	■	■	■						
2862 Stucco Fiber ⊖	■	■	■	■	■	■	•	•	■	■	■	■	■	■						
Markerboard Laminate																				
2977 Markerboard	•	•	•	•	•	•	•	•	•	•	•	•	•	•						
Micro Laminates																				
2920 Marl Micro	■	■	■	■	■	■	•	•	■	■	■	■	■	■						
2921 Gypsum Micro	■	■	■	■	■	■	•	•	■	■	■	■	■	■						
2922 Clay Micro	■	■	■	■	■	■	•	•	■	■	■	■	■	■						
Patina Laminates																				
2870 Blonde Bronze Patina	■	■	■	■	■	■	•	•	■	■	■	■	■	■						
2873 Instant Iron Patina	■	■	■	■	■	■	•	•	■	■	■	■	■	■						
Solid Laminates																				
2722 Cream ⊖	■	■	■	■	■	■	•	•	■	■	■	■	■	■						
2730 Arctic White	■	■	■	■	■	■	•	•	■	■	■	■	■	■						
2746 Black	■	■	■	■	■	■	•	•	■	■	■	■	■	■						
2759 Warm White	■	■	■	■	■	■	■	■	■	■	■	■	■	■						
2811 Mist ⊖	■	■	■	■	■	■	•	•	■	■	■	■	■	■						
2883 Seagull ⊕	■	■	■	■	■	■	•	•	■	■	■	■	■	■						
2884 Milk	■	■	■	■	■	■	•	•	■	■	■	■	■	■						
2885 Dune	■	■	■	■	■	■	•	•	■	■	■	■	■	■						
2HAA Persian Salt	■	■	■	■	■	■	•	•	■	■	■	■	■	■						
2HAB Rose	■	■	■	■	■	■	•	•	■	■	■	■	■	■						
2HAC Indigo	■	■	■	■	■	■	•	•	■	■	■	■	■	■						
2HAD Green Citrine	■	■	■	■	■	■	•	•	■	■	■	■	■	■						
2HAE Dark Olivine	■	■	■	■	■	■	•	•	■	■	■	■	■	■						
2HAF Cloudy	■	■	■	■	■	■	•	•	■	■	■	■	■	■						
2HMG Merle ⊕	■	■	■	■	■	■	•	•	■	■	■	■	■	■						
2HWU Clay	■	■	■	■	■	■	■	■	■	■	■	■	■	■						
2HWV Chalk	■	■	■	■	■	■	■	■	■	■	■	■	■	■						

Tip: For the most up to date availability information, please visit finishlibrary.steelcase.com.
 Tip: Products that are missing from the matrix are not available with these surface materials.

High-Pressure and Low-Pressure Laminate, continued

Legend

- = Not available
- = Available
- = Available with exceptions
- ⊖ = Excluded
- ⊕ = This finish is part of the global surface materials palette. Geographical differences, by product line, may apply.

Steelcase Systems & Casegoods

	Answer	Bivi	Bivi Depot	Brody Desk	Campfire Paper Table	Campfire Personal Table	Campfire Skate Table	Campfire Storage Cabinets	Duo	Elbrook	Flex	Flex Media Cart	FrameOne	Groupwork	High-Density Storage	Jenny Tables	Kick	media:scape	media:scape kiosk	Migration Height-Adjustable Desks
High-Pressure Laminates (HPL) Price Group 1																				
Speckle Laminates																				
2820 Coffee Speckle ⊕	■	■	■	■	•	•	•	•	•	■	■	■	■	■	■	■	■	■	■	■
2823 Driftwood Speckle	■	■	■	■	•	•	•	•	•	■	■	■	■	■	■	■	■	■	■	■
2824 Smoke Speckle	■	■	■	■	•	•	•	•	•	■	■	■	■	■	■	■	■	■	■	■
2825 Vanadium Speckle	■	■	■	■	•	•	•	•	•	■	■	■	■	■	■	■	■	■	■	■
Woodgrain Laminates																				
2406 Clear Cherry ⊕	■	■	■	■	•	•	•	•	•	■	■	■	■	■	■	■	■	■	■	■
2409 Clear Maple	■	■	■	■	•	•	■	•	•	■	■	■	□	■	■	■	■	■	■	■
2410 Graphite Walnut	■	■	■	■	•	•	■	•	•	■	■	■	□	■	■	■	■	■	■	■
2412 Natural Cherry	■	■	■	■	•	•	•	•	•	■	■	■	■	■	■	■	■	■	■	■
2422 Medium Cherry ⊕	■	■	■	■	•	•	•	•	•	■	■	■	□	■	■	■	■	■	■	■
2511 Winter on Maple ⊕	■	■	■	■	•	•	■	•	•	■	■	■	■	■	■	■	■	■	■	■
2535 Virginia Walnut	□	■	•	■	■	■	■	•	•	■	■	■	■	■	■	■	■	■	■	■
2536 Blackwood	□	■	•	■	■	■	■	•	•	■	■	■	■	■	■	■	■	■	■	■
2538 Clear Walnut ⊕	■	■	■	■	■	■	■	•	•	■	■	■	■	■	■	■	■	■	■	■
2592 Blonde on Maple ⊕	■	■	■	■	•	•	•	•	•	■	■	■	□	■	■	■	■	■	■	■
2714 Natural Walnut ⊕	■	■	■	■	•	•	•	•	•	■	■	■	□	■	■	■	■	■	■	■
2897 Desert Oak	•	•	•	•	•	•	•	•	•	•	•	•	•	□	•	•	•	•	•	•
2HAK Clear Oak ⊕	■	■	■	■	•	•	•	•	•	■	■	■	■	■	■	■	■	■	■	■
2HAN Ash Noce	■	■	■	■	•	•	■	•	•	■	■	■	■	■	■	■	■	■	■	■
2HAT Acacia ⊕	■	■	■	■	•	■	■	•	•	■	■	■	■	■	■	■	■	■	■	■
2HAW Ash Wenge	■	■	■	■	•	•	■	•	•	■	■	■	■	■	■	■	■	■	■	■
2HBN Bisque Noce	■	■	■	■	•	•	•	•	•	■	■	■	■	■	■	■	■	■	■	■
2HBW Bisque Wenge	■	■	■	■	•	•	•	•	•	■	■	■	■	■	■	■	■	■	■	■
2HCN Clay Noce	■	■	■	■	•	•	■	•	•	■	■	■	■	■	■	■	■	■	■	■
2HCW Clay Wenge ⊕	■	■	■	■	•	•	■	•	•	■	■	■	■	■	■	■	■	■	■	■
2HSN Storm Noce	■	■	■	■	•	•	■	•	•	■	■	■	■	■	■	■	■	■	■	■
2HSW Storm Wenge	■	■	■	■	•	•	•	•	•	■	■	■	■	■	■	■	■	■	■	■

Availability Matrices

Tip: For the most up to date availability information, please visit finishlibrary.steelcase.com.
 Tip: Products that are missing from the matrix are not available with these surface materials.

Laminate Matrix, continued

High-Pressure and Low-Pressure Laminate, continued

Legend

- = Not available
- = Available
- ◻ = Available with exceptions
- ⓔ = Excluded
- ⊕ = This finish is part of the global surface materials palette. Geographical differences, by product line, may apply.

	Steelcase Systems & Casegoods, cont.										Steelcase Seating									
	Montage	Ology	ScapeSeries Tables	Simple Tables	Storage Products	Universal Worksurface Products	Verb Tables	V.I.A.	Wall Mount HAD	Work Valet Lockers	B-Free Occasional Tables	B-Free Standing Height Tables	Brody 488 Series WorkLounge	Jenny Tablet Arms	i2i Tablet Arm	Max-Stacker III 477 Series	Player 475 Series	Umami		
High-Pressure Laminates (HPL) Price Group 1																				
Speckle Laminates																				
2820 Coffee Speckle ⓔ	■	■	■	■	■	■	■	■	■	■	■	■	■	■	■	■	■	■		
2823 Driftwood Speckle	■	■	■	■	■	■	■	■	■	■	■	■	■	■	■	■	■	■		
2824 Smoke Speckle	■	■	■	■	■	■	■	■	■	■	■	■	■	■	■	■	■	■		
2825 Vanadium Speckle	■	■	■	■	■	■	■	■	■	■	■	■	■	■	■	■	■	■		
Woodgrain Laminates																				
2406 Clear Cherry ⓔ	■	■	■	■	■	■	■	■	■	■	■	■	■	■	■	■	■	■		
2409 Clear Maple ⊕	■	■	■	■	■	■	■	■	■	■	■	■	■	■	■	■	■	■		
2410 Graphite Walnut	■	■	■	■	■	■	■	■	■	■	■	■	■	■	■	■	■	■		
2412 Natural Cherry	■	■	■	■	■	■	■	■	■	■	■	■	■	■	■	■	■	■		
2422 Medium Cherry ⓔ	■	■	■	■	■	■	■	■	■	■	■	■	■	■	■	■	■	■		
2511 Winter on Maple ⓔ	■	■	■	■	■	■	■	■	■	■	■	■	■	■	■	■	■	■		
2535 Virginia Walnut	◻	■	■	■	◻	■	■	■	■	■	■	■	■	■	■	■	■	■		
2536 Blackwood	◻	■	■	■	◻	■	■	■	■	■	■	■	■	■	■	■	■	■		
2538 Clear Walnut ⊕	■	■	■	■	■	■	■	■	■	■	■	■	■	■	■	■	■	■		
2592 Blonde on Maple ⓔ	■	■	■	■	■	■	■	■	■	■	■	■	■	■	■	■	■	■		
2714 Natural Walnut ⓔ	■	■	■	■	■	■	■	■	■	■	■	■	■	■	■	■	■	■		
2897 Desert Oak	•	•	•	•	•	•	•	◻	■	•	•	•	•	•	•	•	•	•		
2HAK Clear Oak ⊕	■	■	■	■	■	■	■	■	■	■	■	■	■	■	■	■	■	■		
2HAN Ash Noce	■	■	■	■	■	■	■	■	■	■	■	■	■	■	■	■	■	■		
2HAT Acacia ⊕	■	■	■	■	■	■	■	■	■	■	■	■	■	■	■	■	■	■		
2HAW Ash Wenge	■	■	■	■	■	■	■	■	■	■	■	■	■	■	■	■	■	■		
2HBN Bisque Noce	■	■	■	■	■	■	■	■	■	■	■	■	■	■	■	■	■	■		
2HBW Bisque Wenge	■	■	■	■	■	■	■	■	■	■	■	■	■	■	■	■	■	■		
2HCN Clay Noce	■	■	■	■	■	■	■	■	■	■	■	■	■	■	■	■	■	■		
2HCW Clay Wenge ⊕	■	■	■	■	■	■	■	■	■	■	■	■	■	■	■	■	■	■		
2HSN Storm Noce	■	■	■	■	■	■	■	■	■	■	■	■	■	■	■	■	■	■		
2HSW Storm Wenge	■	■	■	■	■	■	■	■	■	■	■	■	■	■	■	■	■	■		

Tip: For the most up to date availability information, please visit finishlibrary.steelcase.com.
 Tip: Products that are missing from the matrix are not available with these surface materials.

High-Pressure and Low-Pressure Laminate, continued

Legend

- = Not available
- = Available
- = Available with exceptions
- ⓔ = Excluded
- ⊕ = This finish is part of the global surface materials palette. Geographical differences, by product line, may apply.

	Steelcase Wood Furniture											Steelcase Health Tables		
	Aisla	Baseline Tables	Baseline Bench Seating	Campfire Big Table	Campfire Slim Table	Convvene	Currency Case	Currency Headset	Currency Top	Elective Elements	Mackinac	Verlay	Victor2	Apprise
High-Pressure Laminates (HPL) Price Group 1														
Speckle Laminates														
2820 Coffee Speckle ⓔ	■	■	■	■	■	■	•	•	■	■	■	■	■	■
2823 Driftwood Speckle	■	■	■	■	■	■	•	•	■	■	■	■	■	■
2824 Smoke Speckle	■	■	■	■	■	■	•	•	■	■	■	■	■	■
2825 Vanadium Speckle	■	■	■	■	■	■	•	•	■	■	■	■	■	■
Woodgrain Laminates														
2406 Clear Cherry ⓔ	■	■	■	■	■	■	•	•	■	■	■	■	■	■
2409 Clear Maple ⊕	■	■	■	■	■	■	•	•	■	■	■	■	■	■
2410 Graphite Walnut	■	■	■	■	■	■	•	•	■	■	■	■	■	■
2412 Natural Cherry	■	■	■	■	■	■	•	•	■	■	■	■	■	■
2422 Medium Cherry	■	■	■	■	■	■	•	•	■	■	■	■	■	■
2511 Winter on Maple	■	■	■	■	■	■	•	•	■	■	■	■	■	■
2535 Virginia Walnut	■	■	■	■	■	■	•	•	■	■	■	■	■	■
2536 Blackwood ⓔ	■	■	■	■	■	■	•	•	■	■	■	■	■	■
2538 Clear Walnut ⊕	■	■	■	■	■	■	•	•	■	■	■	■	■	■
2592 Blonde on Maple ⓔ	■	■	■	■	■	■	•	•	■	■	■	■	■	■
2714 Natural Walnut ⓔ	■	■	■	■	■	■	•	•	■	■	■	■	■	■
2897 Desert Oak	■	•	•	•	•	•	•	•	■	•	•	•	•	•
2HAK Clear Oak ⊕	■	■	■	■	■	■	•	•	■	■	■	■	■	■
2HAN Ash Noce	■	■	■	■	■	■	•	•	■	■	■	■	■	■
2HAT Acacia ⊕	■	■	■	■	■	■	•	•	■	■	■	■	■	■
2HAW Ash Wenge	■	■	■	■	■	■	•	•	■	■	■	■	■	■
2HBN Bisque Noce	■	■	■	■	■	■	•	•	■	■	■	■	■	■
2HBW Bisque Wenge	■	■	■	■	■	■	•	•	■	■	■	■	■	■
2HCN Clay Noce	■	■	■	■	■	■	•	•	■	■	■	■	■	■
2HCW Clay Wenge ⊕	■	■	■	■	■	■	•	•	■	■	■	■	■	■
2HSN Storm Noce	■	■	■	■	■	■	•	•	■	■	■	■	■	■
2HSW Storm Wenge	■	■	■	■	■	■	•	•	■	■	■	■	■	■

Availability
Matrices

Tip: For the most up to date availability information, please visit finishlibrary.steelcase.com.
 Tip: Products that are missing from the matrix are not available with these surface materials.

High-Pressure and Low-Pressure Laminate, continued

Legend

- = Not available
- = Available
- = Available with exceptions
- ⊖ = Excluded

	Steelcase Systems & Caseworks																			
	Answer	Bivi	Bivi Depot	Brody Desk	Campfire Paper Table	Campfire Personal Table	Campfire Skate Table	Campfire Storage Cabinets	Duo	Elbrook	Flex	Flex Media Cart	FrameOne	Groupwork	High-Density Storage	Jenny Tables	Kick	media:scape	media:scape kiosk	Migration Height-Adjustable Desks
High-Pressure Laminates (HPL) Price Group 1																				
Woodgrain Laminates																				
2HWA Grey Kingswood	■	■	■	■	•	•	•	•	■	■	■	■	■	■	■	■	■	■	■	■
2HWB Planked Walnut	■	■	■	■	•	•	•	•	■	■	■	■	■	■	■	■	■	■	■	■
2HWD Resolute Walnut	■	■	■	■	•	•	•	•	■	■	■	■	■	■	■	■	■	■	■	■
2HWE Natural Recon	■	■	■	■	•	•	•	•	■	■	■	■	■	■	■	■	■	■	■	■
2HWF Smoked Walnut	■	■	■	■	•	•	•	•	■	■	■	■	■	■	■	■	■	■	■	■
2HZA Waxed Maple	■	■	■	■	•	•	■	■	■	■	■	■	■	■	■	■	■	■	■	■
2HZB Natural Ash	■	■	■	■	•	•	■	■	■	■	■	■	■	■	■	■	■	■	■	■
2HZC Aged Ash	■	■	■	■	•	•	■	■	■	■	■	■	■	■	■	■	■	■	■	■
2HZD Ashwood Oak	■	■	■	■	•	•	■	■	■	■	■	■	■	■	■	■	■	■	■	■
2HZE Ashwood Beige	■	■	■	■	•	•	■	■	■	■	■	■	■	■	■	■	■	■	■	■
2HZF White Washed Birchply	■	■	■	■	•	•	■	■	■	■	■	■	■	■	■	■	■	■	■	■
High-Pressure Laminates (HPL) Price Group 2																				
Textured Laminate (HPL)																				
2TH2 Fawn Cypress	■	■	•	■	•	•	■	•	•	■	■	■	■	■	■	■	■	■	■	■
2TH4 Saddle Oak	■	■	•	■	•	•	■	•	•	■	■	■	■	■	■	■	■	■	■	■
2TH5 Veranda Teak	■	■	•	■	•	•	■	•	•	■	■	■	■	■	■	■	■	■	■	■
2TH7 Walnut Heights	■	■	•	■	•	•	■	•	•	■	■	■	■	■	■	■	■	■	■	■
2UH1 Reclaimed Aggregate	■	■	•	■	•	•	■	•	•	■	■	■	■	■	■	■	■	■	■	■
2UH2 Reclaimed Gravel	■	■	•	■	•	•	■	•	•	■	■	■	■	■	■	■	■	■	■	■
2UH4 Cement	■	■	•	■	■	■	■	■	■	■	■	■	■	■	■	■	■	■	■	■
2UH6 Sheetrock	■	■	•	■	•	•	■	•	•	■	■	■	■	■	■	■	■	■	■	■
High-Pressure Laminates (HPL) Price Group 3																				
Solid Laminates																				
24H1 Satin White	■	■	•	■	•	•	■	•	•	■	■	■	■	■	■	■	■	■	■	■
24H2 Satin Black	■	■	•	■	•	•	■	•	•	■	■	■	■	■	■	■	■	■	■	■
24H3 Satin Stone	■	■	•	■	•	•	■	•	•	■	■	■	■	■	■	■	■	■	■	■
24H4 Satin Mocha	■	■	•	■	•	•	■	•	•	■	■	■	■	■	■	■	■	■	■	■
2HAL Scarlet	•	•	•	•	•	•	•	•	•	■	•	•	•	•	•	•	•	•	•	•
2HUB Burnished Bronze	•	•	•	•	•	•	•	•	•	■	•	•	•	•	•	•	•	•	•	•

Tip: For the most up to date availability information, please visit finishlibrary.steelcase.com.
 Tip: Products that are missing from the matrix are not available with these surface materials.

High-Pressure and Low-Pressure Laminate, continued

Legend

- = Not available
- = Available
- = Available with exceptions
- ⊖ = Excluded

	Steelcase Systems & Casegoods, cont.								Steelcase Seating										
	Montage	Ology	ScapeSeries Tables	Simple Tables	Storage Products	Universal Worksurface Products	Verb Tables	V.I.A.	Wall Mount HAD	Work Valet Lockers	B-Free Occasional Tables	B-Free Standing Height Tables	Brody 488 Series WorkLounge	Jenny Tablet Arms	i2i Tablet Arm	Max-Stacker III 477 Series	Player 475 Series	Umami	
High-Pressure Laminates (HPL) Price Group 1																			
Woodgrain Laminates																			
2HWA Grey Kingswood	■	■	■	■	■	□	■	■	■	■	■	■	•	■	•	•	•	•	•
2HWB Planked Walnut	■	■	■	■	■	□	■	■	■	■	■	■	•	■	•	•	•	•	•
2HWD Resolute Walnut	■	■	■	■	■	□	■	■	■	■	■	■	•	■	•	•	•	•	•
2HWE Natural Recon	■	■	■	■	■	□	■	■	■	■	■	■	•	■	•	•	•	•	•
2HWF Smoked Walnut	■	■	■	■	■	□	■	■	■	■	■	■	•	■	•	•	•	•	•
2HZA Waxed Maple	■	■	■	■	■	■	■	■	■	■	■	■	■	■	■	■	■	■	■
2HZB Natural Ash	■	■	■	■	■	■	■	■	■	■	■	■	■	■	■	■	■	■	■
2HZC Aged Ash	■	■	■	■	■	■	■	■	■	■	■	■	■	■	■	■	■	■	■
2HZD Ashwood Oak	■	■	■	■	■	■	■	■	■	■	■	■	■	■	■	■	■	■	■
2HZE Ashwood Beige	■	■	■	■	■	■	■	■	■	■	■	■	■	■	■	■	■	■	■
2HZF White Washed Birchply	■	■	■	■	■	■	■	■	■	■	■	■	■	■	■	■	■	■	■
High-Pressure Laminates (HPL) Price Group 2																			
Textured Laminate (HPL)																			
2TH2 Fawn Cypress	■	■	•	■	■	■	■	■	■	■	■	■	•	■	•	•	•	•	■
2TH4 Saddle Oak	■	■	•	■	■	■	■	■	■	■	■	■	•	■	•	•	•	•	■
2TH5 Veranda Teak	■	■	•	■	■	■	■	■	■	■	■	■	•	■	•	•	•	•	■
2TH7 Walnut Heights	■	■	•	■	■	■	■	■	■	■	■	■	•	■	•	•	•	•	■
2UH1 Reclaimed Aggregate	■	■	•	■	■	■	■	■	■	■	■	■	•	■	•	•	•	•	■
2UH2 Reclaimed Gravel	■	■	•	■	■	■	■	■	■	■	■	■	•	■	•	•	•	•	■
2UH4 Cement	■	■	•	■	■	■	■	■	■	■	■	■	■	■	■	■	■	■	■
2UH6 Sheetrock	■	■	•	■	■	■	■	■	■	■	■	■	■	■	■	■	■	■	■
High-Pressure Laminates (HPL) Price Group 3																			
Solid Laminates																			
24H1 Satin White	•	■	•	■	•	■	■	■	■	■	■	■	■	■	■	■	■	■	■
24H2 Satin Black	•	■	•	■	•	■	■	■	■	■	■	■	■	■	■	■	■	■	■
24H3 Satin Stone	•	■	•	■	•	■	■	■	■	■	■	■	■	■	■	■	■	■	■
24H4 Satin Mocha	•	■	•	■	•	■	■	■	■	■	■	■	■	■	■	■	■	■	■
2HAL Scarlet	•	•	•	•	•	•	•	•	•	•	•	•	•	•	•	•	•	•	•
2HUB Burnished Bronze	•	•	•	•	•	•	•	•	•	•	•	•	•	•	•	•	•	•	•

Tip: For the most up to date availability information, please visit finishlibrary.steelcase.com.
 Tip: Products that are missing from the matrix are not available with these surface materials.

Availability Matrices

Laminate Matrix, continued

High-Pressure and Low-Pressure Laminate, continued

Legend

- = Not available
- = Available
- = Available with exceptions

	Steelcase Wood Furniture											Steelcase Health Tables		
	Aisla	Baseline Tables	Baseline Bench Seating	Campfire Big Table	Campfire Slim Table	Convvene	Currency Case	Currency Headset	Currency Top	Elective Elements	Mackinac	Verlay	Victor2	Apprise
High-Pressure Laminates (HPL) Price Group 1														
Woodgrain Laminates														
2HWA Grey Kingswood	■	■	■	■	■	■	■	■	■	■	■	■	■	■
2HWB Planked Walnut	■	■	■	■	■	■	■	■	■	■	■	■	■	■
2HWD Resolute Walnut	■	■	■	■	■	■	■	■	■	■	■	■	■	■
2HWE Natural Recon	■	■	■	■	■	■	■	■	■	■	■	■	■	■
2HWF Smoked Walnut	■	■	■	■	■	■	■	■	■	■	■	■	■	■
2HZA Waxed Maple	■	■	■	■	■	■	■	■	■	■	■	■	■	■
2HQB Natural Ash	■	■	■	■	■	■	■	■	■	■	■	■	■	■
2HQB Aged Ash	■	■	■	■	■	■	■	■	■	■	■	■	■	■
2HQB Ashwood Oak	■	■	■	■	■	■	■	■	■	■	■	■	■	■
2HQB Ashwood Beige	■	■	■	■	■	■	■	■	■	■	■	■	■	■
2HQB White Washed Birchply	■	■	■	■	■	■	■	■	■	■	■	■	■	■
High-Pressure Laminates (HPL) Price Group 2														
Textured Laminate (HPL)														
2TH2 Fawn Cypress	■	■	■	■	■	■	■	■	■	■	■	■	■	■
2TH4 Saddle Oak	■	■	■	■	■	■	■	■	■	■	■	■	■	■
2TH5 Veranda Teak	■	■	■	■	■	■	■	■	■	■	■	■	■	■
2TH7 Walnut Heights	■	■	■	■	■	■	■	■	■	■	■	■	■	■
2UH1 Reclaimed Aggregate	■	■	■	■	■	■	■	■	■	■	■	■	■	■
2UH2 Reclaimed Gravel	■	■	■	■	■	■	■	■	■	■	■	■	■	■
2UH4 Cement	■	■	■	■	■	□	■	■	■	■	■	■	■	■
2UH6 Sheetrock	■	■	■	■	■	■	■	■	■	■	■	■	■	■
High-Pressure Laminates (HPL) Price Group 3														
Solid Laminates														
24H1 Satin White	■	■	■	■	■	■	■	■	■	■	■	■	■	■
24H2 Satin Black	■	■	■	■	■	■	■	■	■	■	■	■	■	■
24H3 Satin Stone	■	■	■	■	■	■	■	■	■	■	■	■	■	■
24H4 Satin Mocha	■	■	■	■	■	■	■	■	■	■	■	■	■	■
2HAL Scarlet	■	■	■	■	■	■	■	■	■	■	■	■	■	■
2HUB Burnished Bronze	■	■	■	■	■	■	■	■	■	■	■	■	■	■

Tip: For the most up to date availability information, please visit finishlibrary.steelcase.com.
 Tip: Products that are missing from the matrix are not available with these surface materials.

High-Pressure and Low-Pressure Laminate, continued

Legend

- = Not available
- = Available
- = Available with exceptions
- ⊖ = Excluded
- ⊕ = This finish is part of the global surface materials palette. Geographical differences, by product line, may apply.

	Steelcase Systems & Casegoods																			
	Answer	Bivi	Bivi Depot	Brody Desk	Campfire Paper Table	Campfire Personal Table	Campfire Skate Table	Campfire Storage Cabinets	Duo	Elbrook	Flex	Flex Media Cart	FrameOne	Groupwork	High-Density Storage	Jenny Tables	Kick	media:scape	media:scape kiosk	Migration Height-Adjustable Desks
Low-Pressure Laminates (LPL)																				
Fiber Laminates																				
2L50 Vanadium Fiber LPL	•	■	■	•	•	•	•	■	•	•	•	•	•	□	•	■	■	•	•	•
Solid Laminates																				
247L Black Version 2 LPL	•	■	■	•	•	•	•	■	•	•	•	•	•	□	•	■	■	•	•	•
2L30 Arctic White LPL	•	•	■	•	•	•	•	■	•	•	•	•	•	□	•	■	■	•	•	•
2L83 Seagull LPL ⊕	•	■	■	•	•	•	•	■	•	•	•	•	•	□	•	■	■	•	•	•
2L84 Milk LPL	•	•	•	•	•	•	•	•	•	•	•	•	•	□	•	•	■	•	•	•
2L85 Dune LPL	•	■	■	•	•	•	•	■	•	•	•	•	•	□	•	■	■	•	•	•
2LMG Merle LPL ⊕	•	■	■	•	•	•	•	■	•	•	•	•	•	□	•	•	■	•	•	•
Woodgrain Laminates																				
24L0 Graphite Walnut LPL	•	•	•	•	•	•	•	■	•	•	•	•	•	■	•	•	•	•	•	•
25L1 Winter on Maple LPL ⊖	•	■	■	•	•	•	•	■	•	•	•	•	•	□	•	■	■	•	•	•
25L5 Virginia Walnut LPL	•	■	■	•	•	•	•	■	•	•	•	•	•	□	•	■	■	•	•	•
25L6 Blackwood LPL	•	■	■	•	•	•	•	■	•	•	•	•	•	□	•	■	■	•	•	•
25L8 Clear Walnut LPL ⊕	•	■	■	•	•	•	•	■	•	•	•	•	•	□	•	■	■	•	•	•
26L1 Natural Cherry Version 2 LPL	•	■	■	•	•	•	•	■	•	•	•	•	•	□	•	■	■	•	•	•
2L09 Clear Maple LPL	•	■	■	•	•	•	•	■	•	•	•	•	•	□	•	■	■	•	•	•
2LAK Clear Oak LPL ⊕	•	•	•	•	•	•	•	■	•	•	•	•	•	□	•	■	■	•	•	•

Availability
Matrices

Tip: For the most up to date availability information, please visit finishlibrary.steelcase.com.
Tip: Products that are missing from the matrix are not available with these surface materials.

High-Pressure and Low-Pressure Laminate, continued

Legend

- = Not available
- = Available
- ◻ = Available with exceptions
- Ⓢ = Excluded
- ⊕ = This finish is part of the global surface materials palette. Geographical differences, by product line, may apply.

	Steelcase Systems & Casegoods, cont.										Steelcase Seating									
	Montage	Ology	ScapeSeries Tables	Simple Tables	Storage Products	Universal Worksurface Products	Verb Tables	V.i.A.	Wall Mount HAD	Work Valet Lockers	B-Free Occasional Tables	B-Free Standing Height Tables	Brody 488 Series WorkLounge	Jenny Tablet Arms	i2i Tablet Arm	Max-Stacker III 477 Series	Player 475 Series	Umami		
Low-Pressure Laminates (LPL)																				
Fiber Laminates																				
2L50 Vanadium Fiber LPL	•	•	•	■	•	•	•	■	•	■	•	•	•	■	•	•	•	•	•	
Solid Laminates																				
247L Black Version 2 LPL	•	•	•	■	•	•	•	■	•	•	•	•	•	■	•	•	•	•	•	
2L30 Arctic White LPL	•	•	•	■	•	•	•	■	•	•	•	•	•	■	•	•	•	•	•	
2L83 Seagull LPL ⊕	•	•	•	■	•	•	•	■	•	•	•	•	•	■	•	•	•	•	•	
2L84 Milk LPL	•	•	•	■	•	•	•	■	•	•	•	•	•	■	•	•	•	•	•	
2L85 Dune LPL	•	•	•	■	•	•	•	■	•	•	•	•	•	■	•	•	•	•	•	
2LMG Merle LPL ⊕	•	•	•	■	•	•	•	■	•	•	•	•	•	■	•	•	•	•	•	
Woodgrain Laminates																				
24L0 Graphite Walnut LPL	•	•	•	■	•	•	•	■	•	■	•	•	•	■	•	•	•	•	•	
25L1 Winter on Maple LPL Ⓢ	•	•	•	■	•	•	•	■	•	■	•	•	•	■	•	•	•	•	•	
25L5 Virginia Walnut LPL	•	•	•	■	•	•	•	■	•	■	•	•	•	■	•	•	•	•	•	
25L6 Blackwood LPL	•	•	•	■	•	•	•	■	•	■	•	•	•	■	•	•	•	•	•	
25L8 Clear Walnut LPL ⊕	•	•	•	■	•	•	•	■	•	■	•	•	•	■	•	•	•	•	•	
26L1 Natural Cherry Version 2 LPL	•	•	•	■	•	•	•	■	•	■	•	•	•	■	•	•	•	•	•	
2L09 Clear Maple LPL	•	•	•	■	•	•	•	■	•	■	•	•	•	■	•	•	•	•	•	
2LAK Clear Oak LPL ⊕	•	•	•	■	•	•	•	■	•	■	•	•	•	■	•	•	•	•	•	

Tip: For the most up to date availability information, please visit finishlibrary.steelcase.com.
 Tip: Products that are missing from the matrix are not available with these surface materials.

High-Pressure and Low-Pressure Laminate, continued

Legend

- = Not available
- = Available
- = Available with exceptions
- ⊖ = Excluded
- ⊕ = This finish is part of the global surface materials palette. Geographical differences, by product line, may apply.

	Steelcase Wood Furniture											Steelcase Health Tables		
	Aisla	Baseline Tables	Baseline Bench Seating	Campfire Big Table	Campfire Slim Table	Convvene	Currency Case	Currency Headset	Currency Top	Elective Elements	Mackinac	Verlay	Victor2	Apprise
Low-Pressure Laminates (LPL)														
Fiber Laminates														
2L50 Vanadium Fiber LPL	•	■	■	■	■	•	■	■	■	•	•	•	•	•
Solid Laminates														
247L Black Version 2 LPL	•	■	■	■	■	•	■	■	■	•	•	•	•	•
2L30 Arctic White LPL	•	■	■	■	•	•	■	■	■	•	•	•	•	•
2L83 Seagull LPL ⊕	•	■	■	■	■	•	■	■	■	•	•	•	•	•
2L84 Milk LPL	•	■	•	■	■	•	■	■	■	•	•	•	•	•
2L85 Dune LPL	•	■	■	■	■	•	■	■	■	•	•	•	•	•
2LMG Merle LPL ⊕	•	■	■	■	■	•	■	■	■	•	•	•	•	•
Woodgrain Laminates														
24L0 Graphite Walnut LPL	•	■	•	■	■	•	■	■	■	•	•	•	•	•
25L1 Winter on Maple LPL	•	■	■	■	■	•	■	■	■	•	•	•	•	•
25L5 Virginia Walnut LPL	•	■	■	■	•	•	■	■	■	•	•	•	•	•
25L6 Blackwood LPL ⊖	•	■	■	■	•	•	■	■	■	•	•	•	•	•
25L8 Clear Walnut LPL ⊕	•	■	■	■	•	•	■	■	■	•	•	•	•	•
26L1 Natural Cherry Version 2 LPL	•	■	■	■	■	•	■	■	■	•	•	•	•	•
267L Marbled Cherry Version 2 LPL ⊖	•	■	■	■	■	•	■	■	■	•	•	•	•	•
2L09 Clear Maple LPL	•	■	■	■	■	•	■	■	■	•	•	•	•	•
2LAK Clear Oak LPL ⊕	•	■	•	■	■	•	■	■	■	•	•	•	•	•

Availability
Matrices

Tip: For the most up to date availability information, please visit finishlibrary.steelcase.com.
Tip: Products that are missing from the matrix are not available with these surface materials.

High-Pressure and Low-Pressure Laminate, continued

Legend

- = Not available
- = Available
- = Available with exceptions
- ⊕ = This finish is part of the global surface materials palette. Geographical differences, by product line, may apply.

	Steelcase Systems & Casegoods																			
	Answer	Bivi	Bivi Depot	Brody Desk	Campfire Paper Table	Campfire Personal Table	Campfire Skate Table	Campfire Storage Cabinets	Duo	Elbrook	Flex	Flex Media Cart	FrameOne	Groupwork	High-Density Storage	Jenny Tables	Kick	media:scape	media:scape kiosk	Migration Height-Adjustable Desks
Low-Pressure Laminates (LPL)																				
Woodgrain Laminates																				
2LAN Ash Noce LPL	•	■	■	•	•	•	•	■	•	•	•	•	•	□	•	■	■	•	•	•
2LAT Acacia LPL ⊕	•	■	■	•	•	•	•	■	•	•	•	•	•	□	•	■	■	•	•	•
2LAW Ash Wenge LPL	•	■	■	•	•	•	•	■	•	•	•	•	•	□	•	■	■	•	•	•
2LBN Bisque Noce LPL	•	■	■	•	•	•	•	■	•	•	•	•	•	□	•	■	■	•	•	•
2LBW Bisque Wenge LPL	•	■	■	•	•	•	•	■	•	•	•	•	•	□	•	■	■	•	•	•
2LCN Clay Noce LPL	•	■	■	•	•	•	•	■	•	•	•	•	•	□	•	■	■	•	•	•
2LCW Clay Wenge LPL ⊕	•	■	■	•	•	•	•	■	•	•	•	•	•	□	•	■	■	•	•	•
2LSN Storm Noce LPL	•	■	■	•	•	•	•	■	•	•	•	•	•	□	•	■	■	•	•	•
2LSW Storm Wenge LPL	•	■	■	•	•	•	•	■	•	•	•	•	•	□	•	■	■	•	•	•
2LWA Grey Kingswood	•	■	■	•	•	•	•	■	•	•	•	•	•	□	•	■	■	•	•	•
2LWB Planked Walnut	•	■	■	•	•	•	•	■	•	•	•	•	•	□	•	■	■	•	•	•
2LWD Resolute Walnut	•	■	■	•	•	•	•	■	•	•	•	•	•	□	•	■	■	•	•	•
2LWG Natural Recon	•	■	■	•	•	•	•	■	•	•	•	•	•	□	•	■	■	•	•	•
2LWF Smoked Walnut ⊕	•	■	■	•	•	•	•	■	•	•	•	•	•	□	•	■	■	•	•	•
2TL2 Fawn Cypress	•	■	■	•	•	•	•	■	•	•	•	•	•	□	•	■	■	•	•	•
Open Line Laminate (Upcharge)																				
Open Line Laminate	■	•	■	■	•	•	•	•	■	■	■	■	■	•	■	•	■	□	□	■

Tip: For the most up to date availability information, please visit finishlibrary.steelcase.com.
 Tip: Products that are missing from the matrix are not available with these surface materials.

High-Pressure and Low-Pressure Laminate, continued

Legend

- = Not available
- = Available
- = Available with exceptions
- ⊕ = This finish is part of the global surface materials palette. Geographical differences, by product line, may apply.

	Steelcase Systems & Casegoods, cont.										Steelcase Seating									
	Montage	Ology	Scap	Series Tables	Simple Tables	Storage Products	Universal Worksurface Products	Verb Tables	V.I.A.	Wall Mount HAD	Work Valet Lockers	B-Free Occasional Tables	B-Free Standing Height Tables	Brody 488 Series WorkLounge	Jenny Tablet Arms	i2i Tablet Arm	Max-Stacker III 477 Series	Player 475 Series	Umami	
Low-Pressure Laminates (LPL)																				
Woodgrain Laminates																				
2LAN Ash Noce LPL	•	•	•	■	•	•	•	■	•	■	•	•	•	■	•	•	•	•	•	•
2LAT Acacia LPL ⊕	•	•	•	■	•	•	•	■	•	■	•	•	•	■	•	•	•	•	•	•
2LAW Ash Wenge LPL	•	•	•	■	•	•	•	■	•	■	•	•	•	■	•	•	•	•	•	•
2LBN Bisque Noce LPL	•	•	•	■	•	•	•	■	•	■	•	•	•	■	•	•	•	•	•	•
2LBW Bisque Wenge LPL	•	•	•	■	•	•	•	■	•	■	•	•	•	■	•	•	•	•	•	•
2LCN Clay Noce LPL	•	•	•	■	•	•	•	■	•	■	•	•	•	■	•	•	•	•	•	•
2LCW Clay Wenge LPL ⊕	•	•	•	■	•	•	•	■	•	■	•	•	•	■	•	•	•	•	•	•
2LSN Storm Noce LPL	•	•	•	■	•	•	•	■	•	■	•	•	•	■	•	•	•	•	•	•
2LSW Storm Wenge LPL	•	•	•	■	•	•	•	■	•	■	•	•	•	■	•	•	•	•	•	•
2LWA Grey Kingswood	•	•	•	■	•	•	•	■	•	■	•	•	•	■	•	•	•	•	•	•
2LWB Planked Walnut	•	•	•	■	•	•	•	■	•	■	•	•	•	■	•	•	•	•	•	•
2LWD Resolute Walnut	•	•	•	■	•	•	•	■	•	■	•	•	•	■	•	•	•	•	•	•
2LWG Natural Recon	•	•	•	■	•	•	•	■	•	■	•	•	•	■	•	•	•	•	•	•
2LWF Smoked Walnut ⊕	•	•	•	■	•	•	•	■	•	■	•	•	•	■	•	•	•	•	•	•
2TL2 Fawn Cypress	•	•	•	■	•	•	•	■	•	■	•	•	•	■	•	•	•	•	•	•
Open Line Laminate (Upcharge)																				
Open Line Laminate	■	■	□	•	■	■	■	■	•	■	■	■	■	•	■	■	■	■	■	■

Availability Matrices

Tip: For the most up to date availability information, please visit finishlibrary.steelcase.com.
 Tip: Products that are missing from the matrix are not available with these surface materials.

Laminate Matrix, continued

High-Pressure and Low-Pressure Laminate, continued

Legend

- = Not available
- = Available
- = Available with exceptions
- 🌐 = This finish is part of the global surface materials palette. Geographical differences, by product line, may apply.

	Steelcase Wood Furniture											Steelcase Health Tables		
	Aisla	Baseline Tables	Baseline Bench Seating	Campfire Big Table	Campfire Slim Table	Convene	Currency Case	Currency Headset	Currency Top	Elective Elements	Mackinac	Verlay	Victor2	Apprise
Low-Pressure Laminates (LPL)														
Woodgrain Laminates														
2LAN Ash Noce LPL	•	■	■	■	■	•	■	■	■	•	•	•	•	•
2LAT Acacia LPL 🌐	•	■	■	■	■	•	■	■	■	•	•	•	•	•
2LAW Ash Wenge LPL	•	■	■	■	■	•	■	■	■	•	•	•	•	•
2LBN Bisque Noce LPL	•	■	■	■	■	•	■	■	■	•	•	•	•	•
2LBW Bisque Wenge LPL	•	■	■	■	■	•	■	■	■	•	•	•	•	•
2LCN Clay Noce LPL	•	■	■	■	■	•	■	■	■	•	•	•	•	•
2LCW Clay Wenge LPL 🌐	•	■	■	■	■	•	■	■	■	•	•	•	•	•
2LSN Storm Noce LPL	•	■	■	■	■	•	■	■	■	•	•	•	•	•
2LSW Storm Wenge LPL	•	■	■	■	■	•	■	■	■	•	•	•	•	•
2LWA Grey Kingswood	•	■	■	■	■	•	■	■	■	•	•	•	•	•
2LWB Planked Walnut	•	■	■	■	■	•	■	■	■	•	•	•	•	•
2LWD Resolute Walnut	•	■	■	■	■	•	■	■	■	•	•	•	•	•
2LWG Natural Recon	•	■	■	■	■	•	■	■	■	•	•	•	•	•
2LWF Smoked Walnut	•	■	■	■	■	•	■	■	■	•	•	•	•	•
2TL2 Fawn Cypress	•	■	■	■	■	•	■	■	■	•	•	•	•	•
Open Line Laminate (Upcharge)														
Open Line Laminate	■	■	■	■	•	□	•	•	•	■	■	■	■	■

Tip: For the most up to date availability information, please visit finishlibrary.steelcase.com.
 Tip: Products that are missing from the matrix are not available with these surface materials.

Plastic Matrix

Plastic Matrix

Legend

- = Not available
- = Available
- = Available with exceptions
- 🌐 = This finish is part of the global surface materials palette. Geographical differences, by product line, may apply.

	Steelcase Casegoods & Systems														
	Answer	Bivi	Brody Desk	Flex	Flex Media Cart	FrameOne	Groupwork	Kick	media:scape	media:scape kiosk	Migration Height-Adjustable Desks	Montage	Ology	Privacy Wall	Soffio Screens
5U22 Royal Blue	•	•	•	•	•	•	•	•	•	•	•	•	•	•	•
5U23 Blue Jay	•	•	•	□	■	•	•	•	•	•	•	•	•	•	•
5U24 Scarlet	•	•	•	•	•	•	•	•	•	•	•	•	•	•	•
5U25 Malt	•	•	•	•	•	•	•	•	•	•	•	•	•	•	•
5U26 Wasabi Too	•	•	•	•	•	•	•	•	•	•	•	•	•	•	•
5U27 Concord	•	•	•	•	•	•	•	•	•	•	•	•	•	•	•
5U28 Canary	•	•	•	•	•	•	•	•	•	•	•	•	•	•	•
6000 Black	■	□	•	□	■	•	•	□	■	■	•	■	•	■	•
6009 Arctic White 🌐	■	■	•	□	■	•	•	□	■	■	•	•	•	•	•
6052 Milk	□	□	•	•	•	•	•	•	■	■	•	•	•	•	•
6053 Seagull 🌐	□	□	■	■	■	•	□	•	■	■	•	•	•	•	•
6059 Sterling Dark Solid 🌐	•	•	■	•	•	•	•	•	•	•	•	•	•	•	•
6205 Black 🌐	•	•	•	■	•	•	•	•	•	•	•	•	•	•	•
6249 Platinum Solid 🌐	□	■	■	■	■	•	•	□	■	■	•	•	•	•	•
6259 Midnight	•	•	•	•	•	•	•	•	•	•	•	•	•	•	•
6295 Near Black	•	•	•	•	•	•	•	•	•	•	•	•	•	•	•
6302 Baltic	•	•	•	•	•	•	•	•	•	•	•	•	•	•	•
6332 Citron/Tangerine 🌐	•	•	•	•	•	•	•	•	•	•	•	•	•	•	•

Tip: Not every plastic component is available in every plastic color. The matrix above gives an overview of the plastic colors available on each product line.
 Tip: For the most up to date availability information, please visit finishlibrary.steelcase.com.

Plastic Matrix, continued

Legend

- = Not available
- = Available
- = Available with exceptions
- 🌐 = This finish is part of the global surface materials palette. Geographical differences, by product line, may apply.

	Steelcase Casegoods & Systems, cont.					Steelcase Seating									
	Storage Products	Universal Worksurface Products	Verb Tables	V.I.A.		Amia 482 Series	Amia Air	Brody 488 Series Footrest	Brody 488 Series Privacy Lounge	Buoy	Cachet 487 Series	Campfire Footrest	cobi 434 Series	i2i 416 Series	Gesture 442 Series
5U22 Royal Blue	•	•	•	•	•	■	•	•	•	•	•	•	•	•	
5U23 Blue Jay	•	•	•	•	•	■	•	•	•	•	•	•	•	•	
5U24 Scarlet	•	•	•	•	•	■	•	•	•	•	•	•	•	•	
5U25 Malt	•	•	•	•	•	■	•	•	•	•	•	•	•	•	
5U26 Wasabi Too	•	•	•	•	•	■	•	•	•	•	•	•	•	•	
5U27 Concord	•	•	•	•	•	■	•	•	•	•	•	•	•	•	
5U28 Canary	•	•	•	•	•	■	•	•	•	•	•	•	•	•	
6000 Black	•	•	•	•	•	•	•	•	•	•	•	•	•	•	
6009 Arctic White 🌐	•	□	•	□	•	•	•	•	■	•	■	□	□	•	
6052 Milk	•	•	•	•	•	•	•	•	•	•	•	•	•	•	
6053 Seagull 🌐	•	•	•	•	•	■	■	■	•	•	•	•	•	□	
6059 Sterling Dark Solid 🌐	•	•	□	•	•	•	■	■	•	•	•	•	•	•	
6205 Black 🌐	•	•	•	•	■	■	•	•	■	■	•	■	•	■	
6249 Platinum Solid 🌐	•	□	■	□	□	■	•	■	•	•	•	□	■	•	
6259 Midnight	•	•	□	•	•	•	•	•	•	■	•	•	•	•	
6295 Near Black	•	•	•	•	•	■	•	•	•	•	•	□	■	•	
6302 Baltic	•	•	•	•	•	•	•	•	•	•	•	•	•	•	
6332 Citron/Tangerine 🌐	•	•	•	•	•	■	•	•	•	•	•	•	•	•	

Availability Matrices

Tip: Not every plastic component is available in every plastic color. The matrix above gives an overview of the plastic colors available on each product line.
 Tip: For the most up to date availability information, please visit finishlibrary.steelcase.com.

Plastic Matrix, continued

Plastic Matrix, continued

Legend

- = Not available
- = Available
- = Available with exceptions
- 🌐 = This finish is part of the global surface materials palette. Geographical differences, by product line, may apply.

	Steelcase Seating, cont.																
	Kart	Leap 462 Series	Max-Stacker III 477 Series	Move 490 Series	Node 480 Series	Nooi by Wiesner Hager	Player 475 Series	Qivi 428 Series	Reply 466 Series	Scoop	Shortcut	SILQ 418 Series	Steelcase Series 1	Steelcase Series 2	Tenor	Think 465, Uph Back	Think 465, 3D Knit Back
5U22 Royal Blue	•	•	•	•	•	•	•	•	•	•	•	•	■	■	•	•	•
5U23 Blue Jay	•	•	•	•	•	•	•	•	•	•	•	•	■	■	•	•	•
5U24 Scarlet	•	•	•	•	•	•	•	•	•	•	•	•	■	■	•	•	•
5U25 Malt	•	•	•	•	•	•	•	•	•	•	•	•	■	■	•	•	•
5U26 Wasabi Too	•	•	•	•	•	•	•	•	•	•	•	•	■	■	•	•	•
5U27 Concord	•	•	•	•	•	•	•	•	•	•	•	•	■	■	•	•	•
5U28 Canary	•	•	•	•	•	•	•	•	•	•	•	•	■	■	•	•	•
6000 Black	•	•	•	•	•	•	•	•	•	•	•	•	•	•	•	•	•
6009 Arctic White 🌐	•	•	■	□	□	•	•	□	•	•	□	•	•	•	■	•	•
6052 Milk	□	•	•	•	•	•	•	•	•	•	•	•	•	•	•	•	•
6053 Seagull 🌐	□	•	•	•	□	•	•	•	□	•	□	•	•	■	•	•	•
6059 Sterling Dark Solid 🌐	•	•	■	□	□	•	•	•	•	•	□	□	□	□	■	•	•
6205 Black 🌐	■	■	■	■	□	•	■	■	■	•	□	□	■	■	■	■	■
6249 Platinum Solid 🌐	□	□	■	■	■	•	■	□	□	•	■	□	■	□	■	•	•
6259 Midnight	□	□	■	□	□	•	•	•	•	•	□	•	•	•	•	•	•
6295 Near Black	•	•	•	•	□	•	•	•	•	•	•	•	■	□	•	•	•
6302 Baltic	•	•	•	•	•	•	•	•	•	•	•	•	•	•	•	•	•
6332 Citron/Tangerine 🌐	•	•	■	□	□	•	•	•	•	•	□	•	■	□	•	•	•

Tip: Not every plastic component is available in every plastic color. The matrix above gives an overview of the plastic colors available on each product line.
 Tip: For the most up to date availability information, please visit finishlibrary.steelcase.com.

Plastic Matrix, continued

Legend

- = Not available
- = Available
- = Available with exceptions
- 🌐 = This finish is part of the global surface materials palette. Geographical differences, by product line, may apply.

	Steelcase Health Seating	Apprise	Steelcase Wood Furniture	Aisla	Baseline Tables	Elective Elements	Mackinac	Worktools	Computer Support Tools	SOTO Box Bundle	Lighting	Organizational Worktools
5U22 Royal Blue	•	•	•	•	•	•	•	•	•	•	•	•
5U23 Blue Jay	•	•	•	•	□	•	•	•	•	•	•	•
5U24 Scarlet	•	•	•	•	•	•	•	•	•	•	•	•
5U25 Malt	•	•	•	•	•	•	•	•	•	•	•	•
5U26 Wasabi Too	•	•	•	•	•	•	•	•	•	•	•	•
5U27 Concord	•	•	•	•	•	•	•	•	•	•	•	•
5U28 Canary	•	•	•	•	•	•	•	•	•	•	•	•
6000 Black	•	•	■	•	■	■	■	•	•	•	•	□
6009 Arctic White 🌐	■	■	■	•	■	■	■	•	■	•	•	□
6052 Milk	•	•	•	•	•	•	•	•	•	•	•	•
6053 Seagull 🌐	•	•	■	•	•	•	■	•	•	•	•	•
6059 Sterling Dark Solid 🌐	•	•	•	•	•	•	•	•	•	•	•	□
6205 Black 🌐	•	•	•	•	•	•	•	•	•	•	•	•
6249 Platinum Solid 🌐	■	■	■	□	■	■	■	•	•	•	•	□
6259 Midnight	•	•	•	•	•	•	•	•	•	•	•	•
6295 Near Black	•	•	•	•	•	•	•	•	•	•	•	•
6302 Baltic	•	•	•	•	•	•	•	•	■	•	•	•
6332 Citron/Tangerine 🌐	•	•	•	•	•	•	•	•	•	•	•	•

Tip: Not every plastic component is available in every plastic color. The matrix above gives an overview of the plastic colors available on each product line.
 Tip: For the most up to date availability information, please visit finishlibrary.steelcase.com.

Plastic Matrix, continued

Plastic Matrix, continued

Legend

- = Not available
- = Available
- = Available with exceptions
- Ⓔ = Excluded
- 🌐 = This finish is part of the global surface materials palette. Geographical differences, by product line, may apply.

	Steelcase Caseworks & Systems, cont.														
	Answer	Bivi	Brody Desk	Flex	Flex Media Cart	FrameOne	Groupwork	Kick	media:scape	media:scape kiosk	Migration Height-Adjustable Desks	Montage	Ology	Privacy Wall	Soffio Screens
6333 Picasso 🌐	•	•	•	•	•	•	•	•	•	•	•	•	•	•	•
6334 Flash 🌐	•	•	•	•	•	•	•	•	•	•	•	•	•	•	•
6335 Wasabi 🌐	•	•	•	•	•	•	•	•	•	•	•	•	•	•	•
6336 Jazz 🌐	•	•	•	•	•	•	•	•	•	•	•	•	•	•	•
6337 Element 🌐	•	•	•	•	•	•	•	•	•	•	•	•	•	•	•
6338 Chili 🌐	•	•	•	□	■	•	•	•	•	•	•	•	•	•	•
6505 Frosted White	•	•	•	•	•	•	•	□	•	•	•	•	•	•	•
6527 Merle 🌐	•	■	•	■	•	•	■	•	•	•	•	•	•	•	■
6559 Satin Ice Acrylic	•	•	■	•	•	•	•	•	•	•	•	•	•	•	•
6560 Clear	•	•	•	•	•	•	•	•	•	•	•	•	•	•	•
6607 Woodrose Ⓔ	•	•	•	•	•	•	•	•	•	•	•	•	•	•	•
6608 Driftwood Ⓔ	•	•	•	•	•	•	•	•	•	•	•	•	•	•	•
6609 Smoke Ⓔ	•	•	•	•	•	•	•	•	•	•	•	•	•	•	•
6612 Grey Value 2 Ⓔ	•	•	•	•	•	•	•	•	•	•	•	•	•	•	•
6618 White	•	•	•	•	•	•	•	•	•	•	•	•	•	■	•
6625 Translucent	•	•	•	•	•	•	•	□	•	•	•	•	•	•	•
6631 Cream Ⓔ	•	□	•	•	•	•	•	•	■	■	•	•	•	•	•
6635 Dawn Ⓔ	•	□	•	•	•	•	•	•	■	■	•	•	•	•	•
6636 Mist	•	□	•	•	•	•	•	•	■	■	•	•	•	•	•
6643 Fusion Light	•	•	•	•	•	•	•	•	•	•	•	•	•	•	•
6644 Fusion Dark	•	•	•	•	•	•	•	•	•	•	•	•	•	•	•
6650 Sodium Ⓔ	•	•	•	•	•	•	•	•	•	•	•	•	•	•	•
6651 Tungsten Ⓔ	•	□	•	•	•	•	•	•	•	•	•	•	•	•	•
6652 Titanium Ⓔ	•	□	•	•	•	•	•	□	•	•	•	•	•	•	•

Tip: Not every plastic component is available in every plastic color. The matrix above gives an overview of the plastic colors available on each product line.
 Tip: For the most up to date availability information, please visit finishlibrary.steelcase.com.

Plastic Matrix, continued

Legend

- = Not available
- = Available
- = Available with exceptions
- ⓔ = Excluded
- 🌐 = This finish is part of the global surface materials palette. Geographical differences, by product line, may apply.

	Steelcase Casegoods & Systems, cont.				Steelcase Seating									
	Storage Products	Universal Worksurface Products	Verb Tables	V.I.A.	Amia 482 Series	Amia Air	Brody 488 Series Footrest	Brody 488 Series Privacy Lounge	Buoy	Cachet 487 Series	Campfire Footrest	cobi 434 Series	i2i 416 Series	Gesture 442 Series
6333 Picasso 🌐	•	•	•	•	•	•	•	•	■	•	■	•	•	•
6334 Flash 🌐	•	•	•	•	•	•	•	•	•	•	•	•	•	•
6335 Wasabi 🌐	•	•	•	•	•	•	•	•	■	•	■	•	•	•
6336 Jazz 🌐	•	•	•	•	•	•	•	•	•	•	•	•	•	•
6337 Element 🌐	•	•	□	•	•	•	•	•	■	•	•	•	•	•
6338 Chili 🌐	•	•	•	•	•	•	•	•	■	•	■	•	•	•
6505 Frosted White	•	•	•	•	•	•	•	•	•	•	•	•	•	•
6527 Merle 🌐	•	•	•	□	□	□	•	□	■	•	■	•	•	■
6559 Satin Ice Acrylic	•	•	•	•	•	•	•	■	•	•	•	•	•	•
6560 Clear	•	•	•	•	•	•	•	•	•	•	•	•	•	•
6607 Woodrose ⓔ	•	•	•	•	•	•	•	•	•	•	•	•	•	•
6608 Driftwood ⓔ	•	•	•	•	•	•	•	•	•	•	•	•	•	•
6609 Smoke ⓔ	•	•	•	•	•	•	•	•	•	•	•	•	•	•
6612 Grey Value 2 ⓔ	•	•	•	•	•	•	•	•	•	•	•	•	•	•
6618 White	•	•	•	•	•	•	•	•	•	•	•	•	•	•
6625 Translucent	•	•	•	•	•	•	•	•	•	•	•	•	•	•
6631 Cream ⓔ	□	■	•	•	•	•	•	•	•	•	•	•	•	•
6635 Dawn ⓔ	□	■	•	•	•	•	•	•	•	•	•	•	•	•
6636 Mist	□	■	•	•	•	•	•	•	•	•	•	•	•	•
6643 Fusion Light	•	•	•	•	•	•	•	•	•	•	•	•	•	•
6644 Fusion Dark	•	•	•	•	•	•	•	•	•	•	•	•	•	•
6650 Sodium ⓔ	•	•	•	•	•	•	•	•	•	•	•	•	•	•
6651 Tungsten ⓔ	•	•	•	•	•	•	•	•	•	•	•	•	•	•
6652 Titanium ⓔ	•	•	•	•	•	•	•	•	•	•	•	•	•	•

Tip: Not every plastic component is available in every plastic color. The matrix above gives an overview of the plastic colors available on each product line.
 Tip: For the most up to date availability information, please visit finishlibrary.steelcase.com.

Plastic Matrix, continued

Plastic Matrix, continued

Legend

- = Not available
- = Available
- = Available with exceptions
- Ⓔ = Excluded
- ⊕ = This finish is part of the global surface materials palette. Geographical differences, by product line, may apply.

	Steelcase Seating, cont.																
	Kart	Leap 462 Series	Max-Stacker III 477 Series	Move 490 Series	Node 480 Series	Nooi by Wiesner Hager	Player 475 Series	QIVI 428 Series	Reply 466 Series	Scoop	Shortcut	SILQ 418 Series	Steelcase Series 1	Steelcase Series 2	Tenor	Think 465, Uph Back	Think 465, 3D Knit Back
6333 Picasso ⊕	•	•	•	•	□	•	•	•	•	•	□	•	•	•	•	•	•
6334 Flash ⊕	•	•	•	•	□	•	•	•	•	•	•	•	•	•	•	•	•
6335 Wasabi ⊕	•	•	■	□	□	•	•	•	•	•	□	•	•	•	■	•	•
6336 Jazz ⊕	•	•	■	□	□	•	•	•	•	■	□	•	•	•	■	•	•
6337 Element ⊕	•	•	■	□	•	•	•	•	•	•	•	•	•	•	•	•	•
6338 Chili ⊕	•	•	■	□	□	•	•	•	•	•	□	•	•	•	■	•	•
6505 Frosted White	•	•	•	•	•	•	•	•	•	•	•	•	•	•	•	•	•
6527 Merle ⊕	□	•	•	•	■	•	•	•	•	•	■	□	•	□	■	•	□
6559 Satin Ice Acrylic	•	•	•	•	•	•	•	•	•	•	•	•	•	•	•	•	•
6560 Clear	•	•	•	•	•	•	•	•	•	•	•	•	•	•	•	•	•
6607 Woodrose Ⓔ	•	•	•	•	•	•	•	•	•	•	•	•	•	•	•	•	•
6608 Driftwood Ⓔ	•	•	•	•	•	•	•	•	•	•	•	•	•	•	•	•	•
6609 Smoke Ⓔ	•	•	•	•	•	•	•	•	•	•	•	•	•	•	•	•	•
6612 Grey Value 2 Ⓔ	•	•	•	•	•	•	•	•	•	•	•	•	•	•	•	•	•
6618 White	•	•	•	•	•	•	•	•	•	■	•	•	•	•	•	•	•
6625 Translucent	•	•	•	•	•	•	•	•	•	•	•	•	•	•	•	•	•
6631 Cream Ⓔ	•	•	•	•	•	•	•	•	•	•	•	•	•	•	•	•	•
6635 Dawn Ⓔ	•	•	•	•	•	•	•	•	•	•	•	•	•	•	•	•	•
6636 Mist	•	•	•	•	•	•	•	•	•	•	•	•	•	•	•	•	•
6643 Fusion Light	•	•	•	•	•	•	•	•	•	•	•	•	•	•	•	•	•
6644 Fusion Dark	•	•	•	•	•	•	•	•	•	•	•	•	•	•	•	•	•
6650 Sodium Ⓔ	•	•	•	•	•	•	•	•	•	•	•	•	•	•	•	•	•
6651 Tungsten Ⓔ	•	•	•	•	•	•	•	•	•	•	•	•	•	•	•	•	•
6652 Titanium Ⓔ	•	•	•	•	•	•	•	•	•	•	•	•	•	•	•	•	•

Tip: Not every plastic component is available in every plastic color. The matrix above gives an overview of the plastic colors available on each product line.
 Tip: For the most up to date availability information, please visit finishlibrary.steelcase.com.

Plastic Matrix, continued

Legend

- = Not available
- = Available
- = Available with exceptions
- ⓔ = Excluded
- Ⓜ = This finish is part of the global surface materials palette. Geographical differences, by product line, may apply.

	Steelcase Health Seating	Apprise	Steelcase Wood Furniture	A Isla	Baseline Tables	Elective Elements	Mackinac	Worktools	Computer Support Tools	SOTO Box Bundle	Lighting	Organizational Worktools
6333 Picasso Ⓜ	•	•	•	•	•	•	•	•	•	•	•	•
6334 Flash Ⓜ	•	•	•	•	•	•	•	•	•	•	•	•
6335 Wasabi Ⓜ	•	•	•	•	•	•	•	•	•	•	•	•
6336 Jazz Ⓜ	•	•	•	•	•	•	•	•	•	•	•	•
6337 Element Ⓜ	•	•	□	□	•	•	•	•	•	•	•	•
6338 Chili Ⓜ	•	•	□	□	•	•	•	•	■	•	•	•
6505 Frosted White	•	•	•	•	•	•	•	•	•	•	•	•
6527 Merle Ⓜ	■	■	□	•	■	•	•	•	■	•	□	•
6559 Satin Ice Acrylic	•	•	•	•	•	•	•	•	•	•	•	•
6560 Clear	•	•	•	•	•	•	•	•	•	•	•	•
6607 Woodrose ⓔ	•	•	•	•	•	•	•	•	•	•	•	•
6608 Driftwood ⓔ	•	•	•	•	•	•	•	•	•	•	•	•
6609 Smoke ⓔ	•	•	•	•	•	•	•	•	•	•	•	•
6612 Grey Value 2 ⓔ	•	•	•	•	•	•	•	•	•	•	•	•
6618 White	•	•	•	•	•	•	•	•	•	•	•	•
6625 Translucent	•	•	•	•	•	•	•	•	•	•	•	•
6631 Cream ⓔ	•	•	•	•	•	•	•	•	•	•	•	•
6635 Dawn ⓔ	•	•	•	•	•	•	•	•	•	•	•	•
6636 Mist	•	•	•	•	•	•	•	•	•	•	•	•
6643 Fusion Light	•	•	•	•	•	•	•	•	•	•	•	•
6644 Fusion Dark	•	•	•	•	•	•	•	•	•	•	•	•
6650 Sodium ⓔ	•	•	•	•	•	•	•	•	•	•	•	•
6651 Tungsten ⓔ	•	•	■	•	■	•	•	•	•	•	•	•
6652 Titanium ⓔ	•	•	■	•	■	•	•	•	•	•	□	•

Tip: Not every plastic component is available in every plastic color. The matrix above gives an overview of the plastic colors available on each product line.
 Tip: For the most up to date availability information, please visit finishlibrary.steelcase.com.

Plastic Matrix, continued

Plastic Matrix, continued

Legend

- = Not available
- = Available
- = Available with exceptions
- ⓔ = Excluded
- 🌐 = This finish is part of the global surface materials palette. Geographical differences, by product line, may apply.

	Steelcase Casegoods & Systems														
	Answer	Bivi	Brody Desk	Flex	Flex Media Cart	FrameOne	Groupwork	Kick	media:scape	media:scape kiosk	Migration Height-Adjustable Desks	Montage	Ology	Privacy Wall	Soffio Screens
6653 Solar Black ⓔ	•	•	•	•	•	•	•	•	•	•	•	•	•	•	•
6654 Sand	■	■	•	•	•	•	•	•	■	■	•	•	•	■	•
6655 Warm White	•	•	■	•	•	•	•	•	•	•	•	•	•	•	•
6659 Light Grey ⓔ	•	•	•	•	•	•	•	•	•	•	•	•	•	•	•
6681 Grotto ⓔ	•	•	•	•	•	•	•	•	•	•	•	•	•	•	•
6682 Cobblestone ⓔ	•	•	•	•	•	•	•	•	•	•	•	•	•	•	•
6685 Champagne Metallic	□	•	•	•	•	•	•	•	•	•	•	•	•	•	•
6686 Gold Dust ⓔ	□	•	•	•	•	•	•	•	•	•	•	•	•	•	•
6688 Steel ⓔ	□	•	•	•	•	•	•	•	•	•	•	•	•	•	•
6695 Midnight	□	□	•	•	•	•	•	•	■	■	•	•	•	■	•
6696 Sterling Metallic ⓔ	□	•	•	•	•	•	•	•	•	•	•	•	•	•	•
6697 Fog	■	□	•	•	•	•	•	•	■	■	•	•	•	■	•
6698 Fieldstone	■	□	•	•	•	•	•	•	■	■	•	•	•	•	•
6699 Platinum Metallic	□	•	•	•	•	•	•	•	•	•	•	•	•	•	•
6731 Narrow Fluted Clear	•	•	•	•	•	•	•	•	•	•	•	•	•	•	•
6899 Platinum	•	•	•	•	•	•	•	•	•	•	•	•	■	•	•
6B03 Red	■	■	•	•	•	•	•	•	•	•	•	•	•	•	•
6BD8 Snow 🌐	•	□	•	•	•	•	•	•	•	•	•	•	•	•	•
6BE1 Ore 🌐	•	•	•	•	•	•	•	•	•	•	•	•	•	•	•
6BE2 Light Peacock	•	•	•	•	•	•	•	•	•	•	•	•	•	•	•
6BE3 Cotton Candy	•	•	•	•	•	•	•	•	•	•	•	•	•	•	•
6288 Charcoal	•	•	•	•	•	•	•	•	•	•	•	•	•	•	•
6544 Frost	•	•	•	•	•	•	•	•	•	•	•	•	•	•	•
6546 Rain	•	•	•	•	•	•	•	•	•	•	•	•	•	•	•

Tip: Not every plastic component is available in every plastic color. The matrix above gives an overview of the plastic colors available on each product line. Tip: For the most up to date availability information, please visit finishlibrary.steelcase.com.

Plastic Matrix, continued

Legend

- = Not available
- = Available
- = Available with exceptions
- ⓔ = Excluded
- ⊕ = This finish is part of the global surface materials palette. Geographical differences, by product line, may apply.

	Steelcase Caseworks & Systems, cont.				Steelcase Seating									
	Storage Products	Universal Worksurface Products	Verb Tables	V.I.A.	Amia 482 Series	Amia Air	Brody 488 Series Footrest	Brody 488 Series Privacy Lounge	Buoy	Cachet 487 Series	Campfire Footrest	cobi 434 Series	i2i 416 Series	Gesture 442 Series
6653 Solar Black ⓔ	•	•	•	•	•	•	•	•	•	•	•	•	•	•
6654 Sand	•	•	■	•	•	•	•	•	•	•	•	•	•	•
6655 Warm White	•	□	•	□	•	•	•	•	■	•	■	□	□	•
6659 Light Grey ⓔ	•	•	•	•	•	•	•	•	•	•	•	•	•	•
6681 Grotto ⓔ	•	•	•	•	•	•	•	•	•	•	•	•	•	•
6682 Cobblestone ⓔ	•	•	•	•	•	•	•	•	•	•	•	•	•	•
6685 Champagne Metallic	•	•	•	•	•	•	•	•	•	•	•	•	•	•
6686 Gold Dust ⓔ	•	•	•	•	•	•	•	•	•	•	•	•	•	•
6688 Steel ⓔ	•	•	•	•	•	•	•	•	•	•	•	•	•	•
6695 Midnight	•	□	•	•	•	•	•	•	•	•	•	•	•	•
6696 Sterling Metallic ⓔ	•	•	•	•	•	•	•	•	•	•	•	•	•	•
6697 Fog	•	•	•	•	•	•	•	•	•	•	•	•	•	•
6698 Fieldstone	•	•	•	•	•	•	•	•	•	•	•	•	•	•
6699 Platinum Metallic	•	•	•	•	•	•	•	•	•	•	•	•	•	•
6731 Narrow Fluted Clear	•	•	•	•	•	•	•	•	•	•	•	•	•	•
6899 Platinum	•	•	•	•	•	•	•	•	•	•	•	•	•	□
6B03 Red	•	•	•	□	•	•	•	•	•	•	•	•	•	•
6BD8 Snow ⊕	•	•	•	•	•	•	•	•	•	•	•	•	•	•
6BE1 Ore ⊕	•	•	•	•	•	•	•	•	■	•	•	•	•	•
6BE2 Light Peacock	•	•	•	•	•	•	•	•	•	•	•	•	•	•
6BE3 Cotton Candy	•	•	•	•	•	•	•	•	•	•	•	•	•	•
6288 Charcoal	•	•	•	•	•	•	•	•	•	•	•	•	•	•
6544 Frost	•	•	•	•	•	•	•	•	•	•	•	•	•	•
6546 Rain	•	•	•	•	•	•	•	•	•	•	•	•	•	•

Tip: Not every plastic component is available in every plastic color. The matrix above gives an overview of the plastic colors available on each product line.
 Tip: For the most up to date availability information, please visit finishlibrary.steelcase.com.

Plastic Matrix, continued

Plastic Matrix, continued

Legend

- = Not available
- = Available
- ◻ = Available with exceptions
- Ⓢ = Excluded
- 🌐 = This finish is part of the global surface materials palette. Geographical differences, by product line, may apply.

	Steelcase Seating, cont.																
	Kart	Leap 462 Series	Max-Stacker III 477 Series	Move 490 Series	Node 480 Series	Nooi by Wiesner Hager	Player 475 Series	Qivi 428 Series	Reply 466 Series	Scoop	Shortcut	SILQ 418 Series	Steelcase Series 1	Steelcase Series 2	Tenor	Think 465, Uph Back	Think 465, 3D Knit Back
6653 Solar Black Ⓢ	•	•	•	•	•	•	•	•	•	•	•	•	•	•	•	•	•
6654 Sand	•	•	•	•	•	•	•	•	•	•	•	•	•	•	•	•	•
6655 Warm White	•	•	■	◻	◻	•	◻	•	•	◻	•	•	•	•	■	•	•
6659 Light Grey Ⓢ	•	•	•	•	•	•	•	•	•	•	•	•	•	•	•	•	•
6681 Grotto Ⓢ	•	•	•	•	•	•	•	•	•	•	•	•	•	•	•	•	•
6682 Cobblestone Ⓢ	•	•	•	•	•	•	•	•	•	■	•	•	•	•	•	•	•
6685 Champagne Metallic	•	•	•	•	•	•	•	•	•	•	•	•	•	•	•	•	•
6686 Gold Dust Ⓢ	•	•	•	•	•	•	•	•	•	•	•	•	•	•	•	•	•
6688 Steel Ⓢ	•	•	•	•	•	•	•	•	•	•	•	•	•	•	•	•	•
6695 Midnight	•	•	•	•	•	•	•	•	•	•	•	•	•	•	•	•	•
6696 Sterling Metallic Ⓢ	•	•	•	•	•	•	•	•	•	•	•	•	•	•	•	•	•
6697 Fog	•	•	•	•	•	•	•	•	•	•	•	•	•	•	•	•	•
6698 Fieldstone	•	•	•	•	•	•	•	•	•	•	•	•	•	•	•	•	•
6699 Platinum Metallic	•	•	•	•	•	•	•	•	•	•	•	•	•	•	•	•	•
6731 Narrow Fluted Clear	•	•	•	•	•	•	•	•	•	•	•	•	•	•	•	•	•
6899 Platinum	•	•	•	•	•	•	•	•	•	•	•	•	•	•	•	•	•
6B03 Red	•	•	•	•	•	•	•	•	•	•	•	•	•	•	•	•	•
6BD8 Snow 🌐	•	•	•	•	•	•	•	•	•	•	•	•	•	•	•	•	•
6BE1 Ore 🌐	•	•	■	◻	•	•	•	•	•	■	•	•	•	•	•	•	•
6BE2 Light Peacock	•	•	•	•	•	•	•	•	•	•	•	•	•	•	•	•	•
6BE3 Cotton Candy	•	•	•	•	•	•	•	•	•	•	•	•	•	•	•	•	•
6288 Charcoal	•	•	•	•	•	•	•	•	•	•	•	•	•	•	•	•	•
6544 Frost	•	•	•	•	•	•	•	•	•	•	•	•	•	•	•	•	•
6546 Rain	•	•	•	•	•	•	•	•	•	•	•	•	•	•	•	•	•

Tip: Not every plastic component is available in every plastic color. The matrix above gives an overview of the plastic colors available on each product line.
 Tip: For the most up to date availability information, please visit finishlibrary.steelcase.com.

Plastic Matrix, continued

Legend

- = Not available
- = Available
- = Available with exceptions
- ⓔ = Excluded

	Steelcase Health Seating	Apprise	Steelcase Wood Furniture	Aisla	Baseline Tables	Elective Elements	Mackinac	Worktools	Computer Support Tools	SOTO Box Bundle	Lighting	Organizational Worktools
6653 Solar Black ⓔ	•	•	•	•	•	■	•	•	•	•	•	•
6654 Sand	■	•	■	•	•	■	•	•	•	•	•	□
6655 Warm White	•	•	•	•	•	■	■	•	■	•	•	□
6659 Light Grey ⓔ	•	•	•	•	•	•	•	•	•	•	•	•
6681 Grotto ⓔ	•	•	•	•	•	■	•	•	•	•	•	•
6682 Cobblestone ⓔ	•	•	•	•	•	•	•	•	•	•	•	•
6685 Champagne Metallic	•	•	•	•	•	•	•	•	•	•	•	•
6686 Gold Dust ⓔ	•	•	•	•	•	•	•	•	•	•	•	•
6688 Steel ⓔ	•	•	•	•	•	•	•	•	•	•	•	•
6695 Midnight	•	•	•	•	•	•	•	•	•	•	•	•
6696 Sterling Metallic ⓔ	•	•	•	•	•	•	•	•	•	•	•	•
6697 Fog	•	•	■	•	•	•	•	•	•	•	•	□
6698 Fieldstone	•	•	•	•	•	•	•	•	•	•	•	•
6699 Platinum Metallic	•	•	•	•	•	•	•	•	•	•	•	•
6731 Narrow Fluted Clear	•	•	•	•	•	•	•	•	•	•	•	•
6899 Platinum	•	•	•	•	•	•	•	•	•	•	•	•
6B03 Red	•	•	■	•	•	•	•	•	•	•	•	•
6BD8 Snow	•	•	•	•	•	•	•	•	•	•	•	•
6BE1 Ore	•	•	•	•	•	•	•	•	•	•	•	•
6BE2 Light Peacock	•	•	•	•	•	•	•	•	•	■	•	•
6BE3 Cotton Candy	•	•	•	•	•	•	•	•	•	■	•	•
6288 Charcoal	•	•	•	•	•	•	•	•	□	•	•	•
6544 Frost	•	•	•	•	•	•	•	•	□	•	•	□
6546 Rain	•	•	•	•	•	•	•	•	•	•	•	□

Tip: Not every plastic component is available in every plastic color. The matrix above gives an overview of the plastic colors available on each product line.
 Tip: For the most up to date availability information, please visit finishlibrary.steelcase.com.

Plastic Matrix, continued

Plastic Matrix, continued

Legend

- = Not available
- = Available
- ◻ = Available with exceptions
- 🌐 = This finish is part of the global surface materials palette. Geographical differences, by product line, may apply.

	Steelcase Caseworks & Systems												
	Answer	Brody Desk	Flex	Flex Media Cart	FrameOne	Groupwork	media:scape	media:scape kiosk	Migration Height-Adjustable Desks	Montage	Ology	Privacy Wall	Soffio Screens
6BC2 Purple 🌐	•	•	•	•	•	•	•	•	•	•	•	•	•
6BC8 Gold	•	•	•	•	•	•	•	•	•	•	•	•	•
6BD1 Aubergine 🌐	•	•	•	•	•	•	•	•	•	•	•	•	•
6BD2 Peacock 🌐	•	•	•	•	•	•	•	•	•	•	•	•	•
6BD3 Jungle 🌐	•	•	•	•	•	•	•	•	•	•	•	•	•
6BD4 Merlot 🌐	•	•	•	•	•	•	•	•	•	•	•	•	•
6BD5 Honey 🌐	•	•	•	•	•	•	•	•	•	•	•	•	•
6BD6 Lagoon 🌐	•	•	•	•	•	•	•	•	•	•	•	•	•
6BD7 Saffron 🌐	•	•	•	•	•	•	•	•	•	•	•	•	•
6BE5 Olivine	•	•	•	•	•	•	•	•	•	•	•	•	•
6BE6 Sea Salt	•	•	•	•	•	•	•	•	•	•	•	•	•
Nooi Plastics by Wiesner Hager													
WH71 White/Mocca Anthracite	•	•	•	•	•	•	•	•	•	•	•	•	•
WH72 Black/Black	•	•	•	•	•	•	•	•	•	•	•	•	•
WH73 White/White	•	•	•	•	•	•	•	•	•	•	•	•	•
WH74 Mocca Anthracite/Mocca Anthracite	•	•	•	•	•	•	•	•	•	•	•	•	•
WH75 White/Light Blue	•	•	•	•	•	•	•	•	•	•	•	•	•
WH76 White/Aellow	•	•	•	•	•	•	•	•	•	•	•	•	•
WH77 White/Terra	•	•	•	•	•	•	•	•	•	•	•	•	•
WH78 White/Warm Grey	•	•	•	•	•	•	•	•	•	•	•	•	•
WH79 White/Black	•	•	•	•	•	•	•	•	•	•	•	•	•
WH95 Black	•	•	•	•	•	•	•	•	•	•	•	•	•
WH96 White	•	•	•	•	•	•	•	•	•	•	•	•	•

Tip: Not every plastic component is available in every plastic color. The matrix above gives an overview of the plastic colors available on each product line.
 Tip: For the most up to date availability information, please visit finishlibrary.steelcase.com.

Plastic Matrix, continued

Legend

- = Not available
- = Available
- = Available with exceptions
- ⊕ = This finish is part of the global surface materials palette. Geographical differences, by product line, may apply.

	Steelcase Casegoods & Systems, cont.				Steelcase Seating									
	Storage Products	Universal Worksurface Products	Verb Tables	V.I.A.	Amia 482 Series	Amia Air	Brody 488 Series Footrest	Brody 488 Series Privacy Lounge	Buoy	Cachet 487 Series	Campfire Footrest	cobi 434 Series	i2i 416 Series	Gesture 442 Series
6BC2 Purple ⊕	•	•	•	•	•	•	•	•	•	•	•	•	•	•
6BC8 Gold	•	•	•	•	•	•	•	•	•	•	•	•	•	•
6BD1 Aubergine ⊕	•	•	•	•	•	■	•	•	■	•	•	•	•	•
6BD2 Peacock ⊕	•	•	•	•	•	■	•	•	■	•	•	•	•	•
6BD3 Jungle ⊕	•	•	•	•	•	■	•	•	•	•	•	•	•	•
6BD4 Merlot ⊕	•	•	•	•	•	■	•	•	•	•	•	•	•	•
6BD5 Honey ⊕	•	•	•	•	•	■	•	•	■	•	•	•	•	•
6BD6 Lagoon ⊕	•	•	•	•	•	■	•	•	■	•	•	•	•	•
6BD7 Saffron ⊕	•	•	•	•	•	■	•	•	■	•	•	•	•	•
6BE5 Olivine	•	•	•	•	•	•	•	•	•	•	•	•	•	•
6BE6 Sea Salt	•	•	•	•	•	•	•	•	•	•	•	•	•	•
Nooi Plastics by Wiesner Hager														
WH71 White/Mocca Anthracite	•	•	•	•	•	•	•	•	•	•	•	•	•	•
WH72 Black/Black	•	•	•	•	•	•	•	•	•	•	•	•	•	•
WH73 White/White	•	•	•	•	•	•	•	•	•	•	•	•	•	•
WH74 Mocca Anthracite/Mocca Anthracite	•	•	•	•	•	•	•	•	•	•	•	•	•	•
WH75 White/Light Blue	•	•	•	•	•	•	•	•	•	•	•	•	•	•
WH76 White/Aellow	•	•	•	•	•	•	•	•	•	•	•	•	•	•
WH77 White/Terra	•	•	•	•	•	•	•	•	•	•	•	•	•	•
WH78 White/Warm Grey	•	•	•	•	•	•	•	•	•	•	•	•	•	•
WH79 White/Black	•	•	•	•	•	•	•	•	•	•	•	•	•	•
WH95 Black	•	•	•	•	•	•	•	•	•	•	•	•	•	•
WH96 White	•	•	•	•	•	•	•	•	•	•	•	•	•	•

Tip: Not every plastic component is available in every plastic color. The matrix above gives an overview of the plastic colors available on each product line.
 Tip: For the most up to date availability information, please visit finishlibrary.steelcase.com.

Plastic Matrix, continued

Plastic Matrix, continued

Legend

- = Not available
- = Available
- = Available with exceptions
- ⊗ = This finish is part of the global surface materials palette. Geographical differences, by product line, may apply.

	Steelcase Seating, cont.																
	Kart	Leap 462 Series	Max-Stacker III 477 Series	Move 490 Series	Node 480 Series	Nooi by Wiesner Hager	Player 475 Series	Qivi 428 Series	Reply 466 Series	Scoop	Shortcut	SILQ 418 Series	Steelcase Series 1	Steelcase Series 2	Tenor	Think 465, Uph Back	Think 465, 3D Knit Back
6BC2 Purple ⊗	•	•	•	•	□	•	•	•	•	•	•	•	•	•	•	•	•
6BC8 Gold	•	•	•	•	□	•	•	•	•	•	•	•	•	•	•	•	•
6BD1 Aubergine ⊗	•	•	■	□	□	•	•	•	•	■	□	•	•	□	•	•	•
6BD2 Peacock ⊗	•	•	•	•	□	•	•	•	•	■	□	•	•	□	■	•	•
6BD3 Jungle ⊗	•	•	•	■	■	•	•	•	•	•	■	•	•	□	•	•	•
6BD4 Merlot ⊗	•	•	•	•	•	•	•	•	•	•	•	•	•	□	•	•	•
6BD5 Honey ⊗	•	•	■	□	□	•	•	•	•	■	□	•	•	□	■	•	•
6BD6 Lagoon ⊗	•	•	■	□	□	•	•	•	•	■	□	•	•	□	■	•	•
6BD7 Saffron ⊗	•	•	■	□	□	•	•	•	•	■	□	•	•	□	■	•	•
6BE5 Olivine	•	•	•	•	■	•	•	•	•	•	■	•	•	•	■	•	•
6BE6 Sea Salt	•	•	•	•	■	•	•	•	•	•	■	•	•	•	■	•	•
Nooi Plastics by Wiesner Hager																	
WH71 White/Mocca Anthracite	•	•	•	•	•	■	•	•	•	•	•	•	•	•	•	•	•
WH72 Black/Black	•	•	•	•	•	■	•	•	•	•	•	•	•	•	•	•	•
WH73 White/White	•	•	•	•	•	■	•	•	•	•	•	•	•	•	•	•	•
WH74 Mocca Anthracite/Mocca Anthracite	•	•	•	•	•	■	•	•	•	•	•	•	•	•	•	•	•
WH75 White/Light Blue	•	•	•	•	•	■	•	•	•	•	•	•	•	•	•	•	•
WH76 White/Aellow	•	•	•	•	•	■	•	•	•	•	•	•	•	•	•	•	•
WH77 White/Terra	•	•	•	•	•	■	•	•	•	•	•	•	•	•	•	•	•
WH78 White/Warm Grey	•	•	•	•	•	■	•	•	•	•	•	•	•	•	•	•	•
WH79 White/Black	•	•	•	•	•	■	•	•	•	•	•	•	•	•	•	•	•
WH95 Black	•	•	•	•	•	■	•	•	•	•	•	•	•	•	•	•	•
WH96 White	•	•	•	•	•	■	•	•	•	•	•	•	•	•	•	•	•

Tip: Not every plastic component is available in every plastic color. The matrix above gives an overview of the plastic colors available on each product line.
 Tip: For the most up to date availability information, please visit finishlibrary.steelcase.com.

Plastic Matrix, continued

Legend

- = Not available
- = Available
- = Available with exceptions
- ⊕ = This finish is part of the global surface materials palette. Geographical differences, by product line, may apply.

	Steelcase Health Seating	Steelcase Wood Furniture								
	Apprise	Aisla	Baseline Tables	Elective Elements	Mackinac	Worktools	Computer Support Tools	SOTO Box Bundle	Lighting	Organizational Worktools
6BC2 Purple ⊕	•	•	•	•	•	•	•	•	•	•
6BC8 Gold	•	•	•	•	•	•	•	•	•	•
6BD1 Aubergine ⊕	•	•	•	•	•	•	•	•	•	•
6BD2 Peacock ⊕	•	•	•	•	•	•	•	•	•	•
6BD3 Jungle ⊕	•	•	•	•	•	•	•	•	•	•
6BD4 Merlot ⊕	•	•	•	•	•	•	•	•	•	•
6BD5 Honey ⊕	•	•	•	•	•	•	•	•	•	•
6BD6 Lagoon ⊕	•	•	•	•	•	•	•	•	•	•
6BD7 Saffron ⊕	•	•	•	•	•	•	•	•	•	•
6BE5 Olivine	•	•	•	•	•	•	•	•	•	•
6BE6 Sea Salt	•	•	•	•	•	•	•	•	•	•
Nooi Plastics by Wiesner Hager										
WH71 White/Mocca Anthracite	•	•	•	•	•	•	•	•	•	•
WH72 Black/Black	•	•	•	•	•	•	•	•	•	•
WH73 White/White	•	•	•	•	•	•	•	•	•	•
WH74 Mocca Anthracite/Mocca Anthracite	•	•	•	•	•	•	•	•	•	•
WH75 White/Light Blue	•	•	•	•	•	•	•	•	•	•
WH76 White/Aellow	•	•	•	•	•	•	•	•	•	•
WH77 White/Terra	•	•	•	•	•	•	•	•	•	•
WH78 White/Warm Grey	•	•	•	•	•	•	•	•	•	•
WH79 White/Black	•	•	•	•	•	•	•	•	•	•
WH95 Black	•	•	•	•	•	•	•	•	•	•
WH96 White	•	•	•	•	•	•	•	•	•	•

Tip: Not every plastic component is available in every plastic color. The matrix above gives an overview of the plastic colors available on each product line.
 Tip: For the most up to date availability information, please visit finishlibrary.steelcase.com.

Edge Band Matrix

Edge Band Matrix

Legend

- = Not available
- = Available
- = Available with exceptions
- ⓔ = Excluded
- 🌐 = This finish is part of the global surface materials palette. Geographical differences, by product line, may apply.

	Steelcase Casegoods and Systems													
	Answer	Bivi	Brody Desk	Campfire Paper Table	Elbrook	Flex	Flex Media Cart	FrameOne	Groupwork	Jenny Tables	Kick	media:scape	media:scape kiosk	Migration Height-Adjustable Desks
6000 Black	■	■	■	•	■	■	■	■	■	■	■	■	■	■
6009 Arctic White 🌐	■	■	■	■	■	■	■	■	■	■	■	■	■	■
6034 Natural Cherry	■	■	■	•	■	■	■	■	■	□	■	■	■	■
6036 Medium Cherry	■	■	■	•	■	■	■	■	■	□	■	■	■	■
6037 Winter on Maple	■	■	■	•	■	■	■	■	■	□	■	■	■	■
6038 Blonde on Maple ⓔ	■	■	■	•	■	■	■	■	■	□	■	■	■	■
6041 Natural Walnut ⓔ	■	■	■	•	■	■	■	■	■	□	■	■	■	■
6052 Milk	■	■	■	•	■	■	■	■	■	■	■	■	■	■
6053 Seagull 🌐	■	■	■	•	■	■	■	■	■	■	■	■	■	■
60AL Scarlet	•	•	•	•	•	■	•	•	•	•	•	•	•	•
60UB Burnished Bronze	•	•	•	•	•	■	•	•	•	•	•	•	•	•
6128 Taupe	•	•	•	•	•	•	•	•	•	•	•	•	•	•
6169 Stone	■	■	■	•	■	■	■	■	■	■	■	■	■	■
6170 Mocha	■	■	■	•	■	■	■	■	■	■	■	■	■	■
61AA Persian Salt	■	■	■	•	■	■	■	■	■	■	■	■	■	■
61AB Rose	■	■	■	•	■	■	■	■	■	■	■	■	■	■
61AC Indigo	■	■	■	•	■	■	■	■	■	■	■	■	■	■
61AD Green Citrine ⓔ	■	■	■	•	■	■	■	■	■	■	■	■	■	■
61AE Dark Olivine	■	■	■	•	■	■	■	■	■	■	■	■	■	■
61AF Cloudy	■	■	■	•	■	■	■	■	■	■	■	■	■	■
6213 Acacia	■	■	■	•	■	■	■	■	■	□	■	■	■	■
6219 Clear Oak	■	■	■	•	■	■	■	■	■	□	■	■	■	■
6231 Graphite Walnut	■	■	■	•	■	■	■	■	■	□	■	■	■	■
6237 Clear Maple	■	■	■	•	■	■	■	■	■	□	■	■	■	■
6242 Virginia Walnut	■	■	■	•	■	■	■	■	■	□	■	■	■	■
6243 Blackwood	■	■	■	•	■	■	■	■	■	□	■	■	■	■
6245 Clear Walnut	■	■	■	•	■	■	■	■	■	□	■	■	■	■
6249 Platinum Solid 🌐	■	■	■	•	■	■	■	■	■	■	■	■	■	■
6271 Plywood Edge	■	■	■	•	■	■	■	■	■	■	■	■	■	■
6278 Felt	•	•	■	•	•	■	•	•	•	•	•	•	•	•
6527 Merle 🌐	■	■	■	•	■	■	■	■	■	□	■	■	■	■

Tip: Products that are missing from the matrix are not available with these surface materials.

Tip: Not every plastic component is available in every plastic color. The matrix above gives an overview of the plastic colors available on each product line.

Tip: Light color plastic edges are susceptible to degradation due to normal wear and tear. Staining (e.g. ball point pen or clothing dyes such as blue jeans) and dirt effects are more pronounced on light colors and are not considered defects.

Tip: For the most up to date availability information, please visit finishlibrary.steelcase.com.

Edge Band Matrix, continued

Edge Band Matrix, continued

Legend

- = Not available
- = Available
- = Available with exceptions
- Ⓔ = Excluded
- 🌐 = This finish is part of the global surface materials palette. Geographical differences, by product line, may apply.

	Steelcase Wood Furniture						
	Aisla	Baseline Tables	Currency	Elective Elements	Mackinac	Verlay Tables	Victor2
6000 Black	•	■	•	■	■	■	■
6009 Arctic White 🌐	•	■	•	■	■	□	■
6034 Natural Cherry	■	■	■	■	■	■	■
6036 Medium Cherry	■	■	■	■	■	■	■
6037 Winter on Maple	■	■	■	■	■	■	■
6038 Blonde on Maple Ⓔ	■	■	■	■	■	■	■
6041 Natural Walnut Ⓔ	■	■	■	■	■	■	■
6052 Milk	•	■	•	■	•	■	■
6053 Seagull 🌐	•	■	•	■	■	■	■
60AL Scarlet	•	•	•	•	•	•	•
60UB Burnished Bronze	•	•	•	•	•	•	•
6128 Taupe	•	•	•	■	•	•	•
6169 Stone	■	■	•	■	■	■	■
6170 Mocha	■	■	•	■	■	■	■
61AA Persian Salt	■	■	■	■	■	■	■
61AB Rose	■	■	■	■	■	■	■
61AC Indigo	■	■	■	■	■	■	■
61AD Green Citrine	■	■	■	■	■	■	■
61AE Dark Olivine	■	■	■	■	■	■	■
61AF Cloudy	■	■	■	■	■	■	■
6213 Acacia	■	■	■	■	■	■	■
6219 Clear Oak	■	■	■	■	■	■	■
6231 Graphite Walnut	■	■	■	■	■	■	■
6237 Clear Maple	■	■	■	■	■	□	■
6242 Virginia Walnut	■	■	■	■	■	■	■
6243 Blackwood Ⓔ	■	■	■	■	■	■	■
6245 Clear Walnut	■	■	■	■	■	■	■
6249 Platinum Solid 🌐	•	■	•	■	■	■	■
6271 Plywood Edge	■	■	■	■	■	■	■
6278 Felt	•	•	•	•	•	•	•
6527 Merle 🌐	•	■	•	■	■	■	■

Tip: Products that are missing from the matrix are not available with these surface materials.

Tip: Not every plastic component is available in every plastic color. The matrix above gives an overview of the plastic colors available on each product line.

Tip: Light color plastic edges are susceptible to degradation due to normal wear and tear. Staining (e.g. ball point pen or clothing dyes such as blue jeans) and dirt effects are more pronounced on light colors and are not considered defects.

Tip: For the most up to date availability information, please visit finishlibrary.steelcase.com.

Edge Band Matrix, continued

Legend

- = Not available
- = Available
- = Available with exceptions
- ⊖ = Excluded
- ⊕ = This finish is part of the global surface materials palette. Geographical differences, by product line, may apply.

	Steelcase Casegoods and Systems														
	Answer	Bivi	Brody Desk	Campfire Paper Table	Elbrook	Flex	Flex Media Cart	FrameOne	Groupwork	Jenny Tables	Kick	media:scape	media:scape kiosk	Migration Height-Adjustable Desks	Ology
6612 Grey Value 2 ⊖	•	•	■	•	•	•	•	•	•	•	•	•	•	•	•
6619 Ice ⊖	■	■	■	•	■	■	■	■	■	■	□	■	■	■	■
6631 Cream ⊖	■	■	■	•	■	■	■	■	■	■	□	■	■	■	■
6635 Dawn ⊖	■	■	■	•	■	■	■	■	■	■	□	■	■	■	■
6636 Mist	■	■	■	•	■	■	■	■	■	■	□	■	■	■	■
6654 Sand	■	■	■	•	■	■	■	■	■	■	■	■	■	■	■
6655 Warm White	■	•	•	•	•	•	■	■	■	■	■	•	•	•	•
6695 Midnight	■	■	■	•	■	■	■	•	■	■	■	■	■	■	■
6697 Fog	■	■	■	•	■	■	■	•	■	■	■	■	■	■	■
6698 Fieldstone	■	■	■	•	■	■	■	•	■	■	■	■	■	■	■
66WA Grey Kingswood	■	■	■	•	■	■	■	■	■	■	■	■	■	■	■
66WB Planked Walnut	■	■	■	•	■	■	■	■	■	■	■	■	■	■	■
66WD Resolute Walnut	■	■	■	•	■	■	■	■	■	■	■	■	■	■	■
66WE Natural Recon	■	■	■	•	■	■	■	■	■	■	■	■	■	■	■
66WF Smoked Walnut	■	■	■	•	■	■	■	■	■	■	■	■	■	■	■
66WU Clay	■	•	•	•	•	•	■	■	■	■	■	•	•	•	•
66WV Chalk	■	•	•	•	•	•	■	■	■	■	■	•	•	•	•

Tip: Products that are missing from the matrix are not available with these surface materials.
 Tip: Not every plastic component is available in every plastic color. The matrix above gives an overview of the plastic colors available on each product line.
 Tip: Light color plastic edges are susceptible to degradation due to normal wear and tear. Staining (e.g. ball point pen or clothing dyes such as blue jeans) and dirt effects are more pronounced on light colors and are not considered defects.
 Tip: For the most up to date availability information, please visit finishlibrary.steelcase.com.

Edge Band Matrix, continued

Edge Band Matrix, continued

Legend

- = Not available
- = Available
- = Available with exceptions
- ⓔ = Excluded

	Steelcase Casegoods and Systems, cont.								Steelcase Seating								
	ScapeSeries Tables	Simple Tables	Storage Products	Universal Worksurface Products	Verb Tables	V.I.A.	Wall Mount HAD	Work Valet Lockers	Bassline Bench Seating	B-Free Occasional Tables	B-Free Standing Height Tables	Brody 488 Series Footrest	Brody 488 Series Privacy Lounge - Screen	Brody 488 Series Privacy Lounge with Extension - Screen	Brody 488 Series WorkLounge Series - Hard Surfaces	Jenny Tablet Arms	Node 480
6612 Grey Value 2 ⓔ	•	•	•	•	•	•	•	■	•	•	•	•	•	•	•	•	•
6619 Ice ⓔ	■	•	□	■	■	■	■	■	■	■	■	•	•	•	•	■	•
6631 Cream ⓔ	■	•	□	■	■	■	■	■	■	■	■	•	•	•	•	■	•
6635 Dawn ⓔ	■	•	□	■	■	■	■	■	■	■	■	•	•	•	•	■	•
6636 Mist	■	•	□	■	■	■	■	■	■	■	■	•	•	•	•	■	•
6654 Sand	■	•	■	■	■	■	■	■	■	■	■	•	•	•	•	■	•
6655 Warm White	•	•	•	■	■	•	•	■	•	•	•	•	•	•	•	■	•
6695 Midnight	■	•	■	■	■	•	■	■	■	■	■	•	•	•	•	■	•
6697 Fog	■	•	■	■	■	•	■	■	■	■	■	•	•	•	•	■	•
6698 Fieldstone	■	•	■	■	■	•	■	■	■	■	■	•	•	•	•	■	•
66WA Grey Kingswood	■	•	■	•	■	■	■	■	■	■	■	•	•	•	•	■	•
66WB Planked Walnut	■	•	■	•	■	■	■	■	■	■	■	•	•	•	•	■	•
66WD Resolute Walnut	■	•	■	•	■	■	■	■	■	■	■	•	•	•	•	■	•
66WE Natural Recon	■	•	■	•	■	■	■	■	■	■	■	•	•	•	•	■	•
66WF Smoked Walnut	■	•	■	•	■	■	■	■	■	■	■	•	•	•	•	■	•
66WU Clay	•	•	•	■	■	•	•	■	•	•	•	•	•	•	•	■	•
66WV Chalk	•	•	•	■	■	•	•	■	•	•	•	•	•	•	•	■	•

Tip: Products that are missing from the matrix are not available with these surface materials.
 Tip: Not every plastic component is available in every plastic color. The matrix above gives an overview of the plastic colors available on each product line.
 Tip: Light color plastic edges are susceptible to degradation due to normal wear and tear. Staining (e.g. ball point pen or clothing dyes such as blue jeans) and dirt effects are more pronounced on light colors and are not considered defects.
 Tip: For the most up to date availability information, please visit finishlibrary.steelcase.com.

Edge Band Matrix, continued

Legend

- = Not available
- = Available
- = Available with exceptions
- ⓔ = Excluded

	Steelcase Wood Furniture						
	Aisla	Baseline Tables	Currency	Elective Elements	Mackinac	Verlay Tables	Victor2
6612 Grey Value 2 ⓔ	•	•	•	•	•	•	•
6619 Ice ⓔ	•	■	•	■	■	■	■
6631 Cream ⓔ	•	■	•	■	■	■	■
6635 Dawn ⓔ	•	■	•	■	■	■	■
6636 Mist	•	■	•	■	■	■	■
6654 Sand	•	■	•	■	■	■	■
6655 Warm White	•	•	•	■	•	•	•
6695 Midnight	•	■	•	■	■	■	■
6697 Fog	•	■	•	■	■	■	■
6698 Fieldstone	•	■	•	■	■	■	■
66WA Grey Kingswood	■	■	■	■	■	■	■
66WB Planked Walnut	■	■	■	■	■	■	■
66WD Resolute Walnut	■	■	■	■	■	■	■
66WE Natural Recon	■	■	■	■	■	■	■
66WF Smoked Walnut	■	■	■	■	■	■	■
66WU Clay	■	•	•	■	•	•	•
66WV Chalk	■	•	•	■	•	•	•

Availability
Matrices

Tip: Products that are missing from the matrix are not available with these surface materials.
Tip: Not every plastic component is available in every plastic color. The matrix above gives an overview of the plastic colors available on each product line.
Tip: Light color plastic edges are susceptible to degradation due to normal wear and tear. Staining (e.g. ball point pen or clothing dyes such as blue jeans) and dirt effects are more pronounced on light colors and are not considered defects.
Tip: For the most up to date availability information, please visit finishlibrary.steelcase.com.

Edge Band Matrix, continued

Legend

- = Not available
- = Available
- = Available with exceptions
- 🌐 = This finish is part of the global surface materials palette. Geographical differences, by product line, may apply.

	Steelcase Caseworks and Systems													
	Answer	Bivi	Brody Desk	Campfire Paper Table	Elbrook	Flex	Flex Media Cart	FrameOne	Groupwork	Jenny Tables	Kick	media:scape	media:scape kiosk	Migration Height-Adjustable Desks
6703 Ash Wenge	■	■	■	•	■	■	•	■	■	■	■	■	■	■
6704 Storm Wenge	■	■	■	•	■	■	•	■	■	■	■	■	■	■
6705 Bisque Wenge	■	■	■	•	■	■	•	■	■	■	■	■	■	■
6706 Clay Wenge 🌐	■	■	■	•	■	■	•	■	■	■	■	■	■	■
6707 Ash Noce	■	■	■	•	■	■	•	■	■	■	■	■	■	■
6708 Bisque Noce	■	■	■	•	■	■	•	■	■	■	■	■	■	■
6709 Clay Noce	■	■	■	•	■	■	•	■	■	■	■	■	■	■
6710 Storm Noce	■	■	■	•	■	■	•	■	■	■	■	■	■	■
6T02 Fawn Cypress	■	■	■	•	■	■	■	■	■	■	■	■	■	■
6T04 Saddle Oak	■	■	■	•	■	■	■	■	■	■	■	■	■	■
6T05 Veranda Teak	■	■	■	•	■	■	■	■	■	■	■	■	■	■
6T07 Walnut Heights	■	■	■	•	■	■	■	■	■	■	■	■	■	■
6T08 Aggregate	■	■	■	•	■	■	■	■	■	■	■	■	■	■
6T09 Gravel	■	■	■	•	■	■	■	■	■	■	■	■	■	■
6T10 Cement	■	■	■	•	■	■	■	■	■	■	■	■	■	■
6T12 Sheetrock	■	■	■	•	■	■	■	■	■	■	■	■	■	■
6X10 Aged Ash	■	■	■	•	■	■	■	■	■	•	■	■	■	■
6X19 Desert Oak	■	■	■	•	■	■	■	■	■	•	■	■	■	■
6X50 Waxed Maple	■	■	■	•	■	■	■	■	■	•	■	■	■	■
6X51 Natural Ash	■	■	■	•	■	■	■	■	■	•	■	■	■	■
6X52 Ashwood Oak	■	■	■	•	■	■	■	■	■	•	■	■	■	■
6X53 Ashwood Beige	■	■	■	•	■	■	■	■	■	•	■	■	■	■
6X54 White Washed Birchply	■	■	■	•	■	■	■	■	■	•	■	■	■	■
6X55 Plywood 2	■	■	■	•	■	■	■	■	■	•	■	■	■	■

Tip: Products that are missing from the matrix are not available with these surface materials.
 Tip: Not every plastic component is available in every plastic color. The matrix above gives an overview of the plastic colors available on each product line.
 Tip: Light color plastic edges are susceptible to degradation due to normal wear and tear. Staining (e.g. ball point pen or clothing dyes such as blue jeans) and dirt effects are more pronounced on light colors and are not considered defects.
 Tip: For the most up to date availability information, please visit finishlibrary.steelcase.com.

Edge Band Matrix, continued

Legend

- = Not available
- = Available
- = Available with exceptions
- 🌐 = This finish is part of the global surface materials palette. Geographical differences, by product line, may apply.

	Steelcase Caseworks and Systems, cont.							Steelcase Seating									
	ScapeSeries Tables	Simple Tables	Storage Products	Universal Worksurface Products	Verb Tables	V.I.A.	Wall Mount HAD	Work Valet Lockers	Baseline Bench Seating	B-Free Occasional Tables	B-Free Standing Height Tables	Brody 488 Series Footrest	Brody 488 Series Privacy Lounge - Screen	Brody 488 Series Privacy Lounge with Extension - Screen	Brody 488 Series WorkLounge Series - Hard Surfaces	Jenny Tablet Arms	Node 480
6703 Ash Wenge	■	•	■	■	■	■	■	■	■	■	■	•	•	•	•	■	•
6704 Storm Wenge	■	•	■	■	■	■	■	■	■	■	■	•	•	•	•	■	•
6705 Bisque Wenge	■	•	■	■	■	■	■	■	■	■	■	•	•	•	•	■	•
6706 Clay Wenge 🌐	■	•	■	■	■	■	■	■	■	■	■	•	•	•	•	■	•
6707 Ash Noce	■	•	■	■	■	■	■	■	■	■	■	•	•	•	•	■	•
6708 Bisque Noce	■	•	■	■	■	■	■	■	■	■	■	•	•	•	•	■	•
6709 Clay Noce	■	•	■	■	■	■	■	■	■	■	■	•	•	•	•	■	•
6710 Storm Noce	■	•	■	■	■	■	■	■	■	■	■	•	•	•	•	■	•
6T02 Fawn Cypress	■	•	■	■	■	■	■	■	■	■	■	•	•	•	•	■	•
6T04 Saddle Oak	■	•	■	■	■	■	■	■	■	■	■	•	•	•	•	■	•
6T05 Veranda Teak	■	•	■	■	■	■	■	■	■	■	■	•	•	•	•	■	•
6T07 Walnut Heights	■	•	■	■	■	■	■	■	■	■	■	•	•	•	•	■	•
6T08 Aggregate	■	•	■	■	■	■	■	■	■	■	■	•	•	•	•	■	•
6T09 Gravel	■	•	■	■	■	■	■	■	■	■	■	•	•	•	•	■	•
6T10 Cement	■	•	■	■	■	■	■	■	■	■	■	•	•	•	•	■	•
6T12 Sheetrock	■	•	■	■	■	■	■	■	■	■	■	•	•	•	•	■	•
6X10 Aged Ash	■	■	■	■	■	■	■	■	■	■	■	■	■	■	■	■	■
6X19 Desert Oak	■	■	■	■	■	■	■	■	■	■	■	■	■	■	■	■	■
6X50 Waxed Maple	■	■	■	■	■	■	■	■	■	■	■	■	■	■	■	■	■
6X51 Natural Ash	■	■	■	■	■	■	■	■	■	■	■	■	■	■	■	■	■
6X52 Ashwood Oak	■	■	■	■	■	■	■	■	■	■	■	■	■	■	■	■	■
6X53 Ashwood Beige	■	■	■	■	■	■	■	■	■	■	■	■	■	■	■	■	■
6X54 White Washed Birchply	■	■	■	■	■	■	■	■	■	■	■	■	■	■	■	■	■
6X55 Plywood 2	■	■	■	■	■	■	■	■	■	■	■	■	■	■	■	■	■

Tip: Products that are missing from the matrix are not available with these surface materials.
 Tip: Not every plastic component is available in every plastic color. The matrix above gives an overview of the plastic colors available on each product line.
 Tip: Light color plastic edges are susceptible to degradation due to normal wear and tear. Staining (e.g. ball point pen or clothing dyes such as blue jeans) and dirt effects are more pronounced on light colors and are not considered defects.
 Tip: For the most up to date availability information, please visit finishlibrary.steelcase.com.

Edge Band Matrix, continued

Edge Band Matrix, continued

Legend

- = Not available
- = Available
- = Available with exceptions
- 🌐 = This finish is part of the global surface materials palette. Geographical differences, by product line, may apply.

	Steelcase Wood Furniture	Aista	Baseline Tables	Currency	Elective Elements	Mackinac	Verlay Tables	Victor2
		6703 Ash Wenge	■	■	■	■	■	■
6704 Storm Wenge	■	■	■	■	■	■	■	
6705 Bisque Wenge	■	■	■	■	■	■	■	
6706 Clay Wenge 🌐	■	■	■	■	■	■	■	
6707 Ash Noce	■	■	■	■	■	■	■	
6708 Bisque Noce	■	■	■	■	■	■	■	
6709 Clay Noce	■	■	■	■	■	■	■	
6710 Storm Noce	■	■	■	■	■	■	■	
6T02 Fawn Cypress	■	■	■	■	■	■	■	
6T04 Saddle Oak	■	■	■	■	■	■	■	
6T05 Veranda Teak	■	■	■	■	■	■	■	
6T07 Walnut Heights	■	■	■	■	■	■	■	
6T08 Aggregate	■	■	■	■	■	■	■	
6T09 Gravel	■	■	■	■	■	■	■	
6T10 Cement	■	■	■	■	■	■	■	
6T12 Sheetrock	■	■	■	■	■	■	■	
6X10 Aged Ash	■	■	■	■	■	■	■	
6X19 Desert Oak	■	■	■	■	■	■	■	
6X50 Waxed Maple	■	■	■	■	■	■	■	
6X51 Natural Ash	■	■	■	■	■	■	■	
6X52 Ashwood Oak	■	■	■	■	■	■	■	
6X53 Ashwood Beige	■	■	■	■	■	■	■	
6X54 White Washed Birchply	■	■	■	■	■	■	■	
6X55 Plywood 2	■	■	■	■	■	■	■	

Tip: Products that are missing from the matrix are not available with these surface materials.

Tip: Not every plastic component is available in every plastic color. The matrix above gives an overview of the plastic colors available on each product line.

Tip: Light color plastic edges are susceptible to degradation due to normal wear and tear. Staining (e.g. ball point pen or clothing dyes such as blue jeans) and dirt effects are more pronounced on light colors and are not considered defects.

Tip: For the most up to date availability information, please visit finishlibrary.steelcase.com.

Glass Matrix

Glass Matrix

Legend

- = Not available
- = Available
- = Available with exceptions

Glass	Steelcase Caseworks & Systems								Steelcase Wood Furniture					
	Answer	Answer Fence	FrameOne	Glass Selections	Kick	Montage	Privacy Wall	Storage Products	V.I.A.	Aisla	Baseline Tables	Convenc	Elective Elements	Mackinac
6500 Clear	■	■	•	•	■	■	■	•	■	■	□	•	•	•
6501 Low Iron Clear	•	•	•	■	•	•	■	•	■	■	•	•	•	•
6504 Low Iron Clear Laminated	•	•	•	■	•	•	■	•	■	•	•	•	•	•
6530 Frosted	■	■	■	•	•	■	•	■	•	•	□	•	•	•
6536 Translucent Frosted	•	•	•	•	•	•	•	•	•	•	•	■	•	•
6540 Clear Laminated	•	•	•	•	•	•	■	•	■	•	•	•	•	•
6541 White Laminated	■	•	•	•	■	•	■	•	■	•	•	•	•	•
6542 Satin	•	•	•	•	•	•	■	•	■	•	•	•	•	•
6562 Bronze	•	•	•	•	•	•	•	•	•	■	•	•	•	•
6563 Smoke	•	•	•	•	•	•	•	•	•	■	•	•	•	•
6580 Ice White	•	•	•	•	•	•	•	•	•	•	•	•	■	■
Back Painted Glass														
6509 Mirrored Bronze	•	•	•	•	•	•	•	•	•	•	•	•	■	•
6521 Truffle	■	•	•	•	•	•	•	•	■	•	•	•	■	■
6571 Aubergine	■	•	•	•	•	•	•	•	■	•	•	•	■	■
6575 Peacock	■	•	•	•	•	•	•	•	■	•	•	•	■	■
6576 Jungle	■	•	•	•	•	•	•	•	■	•	•	•	■	■
6577 Merlot	■	•	•	•	•	•	•	•	■	•	•	•	■	■
6578 Lagoon	■	•	•	•	•	•	•	•	■	•	•	•	■	■
6579 Saffron	■	•	•	•	•	•	•	•	■	•	•	•	■	■
6581 Blue Jay	■	•	•	•	•	•	•	•	■	•	•	•	■	■
6584 Tangerine	■	•	•	•	•	•	•	•	■	•	•	•	■	■

Tip: Not every glass component is available in every glass color. The matrix gives an overview of the glass colors available in each product line. Refer to individual product lines for upcharges.

Tip: For the most up to date availability information, please visit finishlibrary.steelcase.com.

Tip: Products that are missing from the matrix are not available with these surface materials.

Glass Matrix, continued

Legend

- = Not available
- = Available
- = Available with exceptions
- * See *Coalesse Surface Materials Reference Guide* for more information on this finish.

	Steelcase Casegoods & Systems								Steelcase Wood Furniture					
	Answer	Answer Fence	FrameOne	Glass Selections	Kick	Montage	Privacy Wall	Storage Products	V.I.A.	Aisla	Baseline Tables	Convane	Elective Elements	Mackinac
Back Painted Glass														
6586 Green Citrine/Citrus Green	■	•	•	•	•	•	•	•	■	•	■	•	■	■
6588 Purple Berry	■	•	•	•	•	•	•	•	■	•	•	•	■	■
6589 Mercury	■	•	•	•	•	•	•	•	■	•	•	•	■	■
6591 Merle	■	•	•	•	•	•	•	•	■	•	•	•	■	■
6593 Greyscale	■	•	•	•	•	•	•	•	■	•	•	•	■	■
6595 Winter	■	•	•	•	•	•	•	•	■	•	•	•	■	■
6597 Honey	■	•	•	•	•	•	•	•	■	•	•	•	■	■
6BB1 Cloud	■	•	•	•	•	•	•	•	■	•	■	•	■	■
6BB2 Rose Quartz	■	•	•	•	•	•	•	•	■	•	■	•	■	■
6BB3 Olivine	■	•	•	•	•	•	•	•	■	•	■	•	■	■
6BB4 Electric Indigo	■	•	•	•	•	•	•	•	■	•	■	•	■	■
ACB Black	•	•	•	•	•	•	•	•	•	•	■	•	•	•
ACC Crystal Spring/Sea Salt	■	•	•	•	•	•	•	•	■	•	■	•	■	■
ACG Goldenrod	•	•	•	•	•	•	•	•	•	•	■	•	•	•
ACM Moonlight	•	•	•	•	•	•	•	•	•	•	■	•	•	•
ACP Poppy	•	•	•	•	•	•	•	•	•	•	■	•	•	•
ACS Sage	•	•	•	•	•	•	•	•	•	•	■	•	•	•

Availability
Matrices

Tip: Not every glass component is available in every glass color. The matrix gives an overview of the glass colors available in each product line. Refer to individual product lines for upcharges.

Tip: For the most up to date availability information, please visit finishlibrary.steelcase.com.

Tip: Products that are missing from the matrix are not available with these surface materials.

Linoleum Matrix

Linoleum Matrix

Legend

- = Not available
- = Available
- = Available with exceptions

	Steelcase Wood Furniture	Verlay Tables
C001 Mushroom		■
C002 Olive		■
C005 Iron		■
C006 Smokey Blue		■
C014 Charcoal		■
C015 Mauve		■

Wood Veneer Matrix

Wood Veneer Matrix

Legend

- = Not available
- = Available
- = Available with exceptions
- Ⓢ = Excluded
- FC = Flat-cut
- OP = Open-pore
- FF = Full-fill
- ▶ See page 18 for a description of fill levels.

	Fill Level	Steelcase Caseworks & Systems												
		Align Occasional Tables	Answer	Bivi	Brody Desk	Campfire Personal Tables	Campfire Skate & Slim Tables	Elective Elements	Everwall	Flex	FrameOne	Groupwork	High-Density Storage	media:scape
Flat Cut														
Cherry														
3402 FC/OP Clear Cherry (Aged)	OP	•	■	□	■	•	•	■	■	■	■	■	■	■
3404 FC/FF Clear Cherry (Aged) Ⓢ	FF	•	■	□	■	•	•	■	•	■	■	■	■	■
3412 FC/OP Natural Cherry Ⓢ	OP	■	■	□	■	•	•	■	■	■	■	■	■	■
3414 FC/FF Natural Cherry Ⓢ	FF	•	■	□	■	•	•	■	•	■	■	■	■	■
3422 FC/OP Medium Cherry	OP	•	■	□	■	•	•	■	■	■	■	■	■	■
3424 FC/FF Medium Cherry Ⓢ	FF	•	■	□	■	•	•	■	•	■	■	■	■	■
Maple														
3522 FC/OP Clear Maple**	OP	■	■	□	■	•	•	■	■	■	■	■	■	■
3524 FC/FF Clear Maple** Ⓢ	FF	•	■	□	■	•	•	■	•	■	■	■	■	■
3544 FC/FF Blonde on Maple Ⓢ	FF	•	■	□	■	•	•	■	•	■	■	■	■	■
3592 FC/OP Blonde on Maple Ⓢ	OP	•	■	□	■	•	•	■	■	■	■	■	■	■
Walnut														
3062 FC/OP Graphite Walnut	OP	•	■	□	■	•	•	■	■	■	■	■	■	■
3064 FC/FF Graphite Walnut Ⓢ	FF	•	■	□	■	•	•	■	•	■	■	■	■	■
3702 FC/OP Clear Walnut	OP	•	■	□	■	•	•	■	■	■	■	■	■	■
3704 FC/FF Clear Walnut Ⓢ	FF	•	■	□	■	•	•	■	•	■	■	■	■	■
3712 FC/OP Natural Walnut	OP	•	■	□	■	•	•	■	■	■	■	■	■	■
3714 FC/FF Natural Walnut Ⓢ	FF	•	■	□	■	•	•	■	•	■	■	■	■	■
3752 FC/OP Medium Walnut Ⓢ	OP	•	■	□	■	•	•	■	■	■	■	■	■	■
3754 FC/FF Medium Walnut Ⓢ	FF	•	■	□	■	•	•	■	•	■	■	■	■	■
3762 FC/OP Dark Walnut	OP	■	■	□	■	•	•	■	■	■	■	■	■	■
3764 FC/FF Dark Walnut Ⓢ	FF	•	■	□	■	•	•	■	•	■	■	■	■	■
3772 FC/OP Medium Mahogany on Walnut	OP	•	■	□	■	•	•	■	■	■	■	■	■	■
3774 FC/FF Medium Mahogany on Walnut Ⓢ	FF	•	■	□	■	•	•	■	•	■	■	■	■	■

Tip: Products that are missing from the matrix are not available with these surface materials.

Tip: Full-fill finishes are available on worksurfaces only (upcharge may apply).

Tip: For the most up to date availability information, please visit finishlibrary.steelcase.com.

**To ensure an understanding of the color ranges and characteristic variations of natural veneer, a sign-off sheet is required prior to orders being accepted for this clear-coat finish. The sign-off sheet is available through the Finish Library.

Wood Veneer Matrix, continued

Legend

- = Not available
- = Available
- = Available with exceptions
- ⊖ = Excluded
- FC = Flat-cut
- OP = Open-pore
- FF = Full-fill
- ▶ See page 18 for a description of fill levels.

	Fill Level	Steelcase Casegoods & Systems, cont.							Steelcase Seating				Steelcase Wood Furniture							
		Migration	Montage	Ology	Privacy Wall	Storage Products	Universal Workspace Products	V.I.A.	Wall Mount HAD	Baseline Bench Seating	B-Free Occasional Tables	B-Free Standing Height Tables	Umami	Aisia	Baseline Tables	Campfire Big Tables	Convence	Mackinac	Verlay	Victor2
Flat Cut																				
Cherry																				
3402 FC/OP Clear Cherry (Aged)	OP	■	■	■	□	■	■	□	■	■	■	■	■	■	■	■	■	■	■	■
3404 FC/FF Clear Cherry (Aged)	FF	■	■	■	•	□	□	•	■	■	■	■	•	•	■	■	□	■	■	■
3412 FC/OP Natural Cherry ⊖	OP	■	■	■	□	■	■	□	■	■	■	■	■	■	■	■	■	■	■	■
3414 FC/FF Natural Cherry ⊖	FF	■	■	■	•	□	□	•	■	■	■	■	•	•	■	■	□	■	■	■
3422 FC/OP Medium Cherry	OP	■	■	■	□	■	■	□	■	■	■	■	■	■	■	■	■	■	■	■
3424 FC/FF Medium Cherry	FF	■	■	■	•	□	□	•	■	■	■	■	•	•	■	■	□	■	■	■
Maple																				
3522 FC/OP Clear Maple**	OP	■	■	■	□	■	■	□	■	■	■	■	■	■	■	■	■	■	■	■
3524 FC/FF Clear Maple**	FF	■	■	■	•	□	□	•	□	■	■	■	•	•	■	■	□	■	■	■
3544 FC/FF Blonde on Maple ⊖	FF	■	■	■	•	□	□	•	□	■	■	■	•	•	■	■	□	■	■	■
3592 FC/OP Blonde on Maple ⊖	OP	■	■	■	□	■	■	□	■	■	■	■	■	■	■	■	■	■	■	■
Walnut																				
3062 FC/OP Graphite Walnut	OP	■	■	■	□	■	■	□	■	■	■	■	■	■	■	■	■	■	■	■
3064 FC/FF Graphite Walnut	FF	■	■	■	•	□	□	•	□	■	■	■	•	•	■	■	□	■	■	■
3702 FC/OP Clear Walnut	OP	■	■	■	□	■	■	□	■	■	■	■	■	■	■	■	■	■	■	■
3704 FC/FF Clear Walnut	FF	■	■	■	•	□	□	•	□	■	■	■	•	•	■	■	□	■	■	■
3712 FC/OP Natural Walnut	OP	■	■	■	□	■	■	□	■	■	■	■	■	■	■	■	■	■	■	■
3714 FC/FF Natural Walnut	FF	■	■	■	•	□	□	•	□	■	■	■	•	•	■	■	□	■	■	■
3752 FC/OP Medium Walnut ⊖	OP	■	■	■	□	■	■	□	■	■	■	■	■	■	■	■	■	■	■	■
3754 FC/FF Medium Walnut ⊖	FF	■	■	■	•	□	□	•	□	■	■	■	•	•	■	■	□	■	■	■
3762 FC/OP Dark Walnut	OP	■	■	■	□	■	■	□	■	■	■	■	■	■	■	■	■	■	■	■
3764 FC/FF Dark Walnut	FF	■	■	■	•	□	□	•	□	■	■	■	•	•	■	■	□	■	■	■
3772 FC/OP Medium Mahogany on Walnut	OP	■	■	■	□	■	■	□	■	■	■	■	■	■	■	■	■	■	■	■
3774 FC/FF Medium Mahogany on Walnut	FF	■	■	■	•	□	□	•	□	■	■	■	•	•	■	■	□	■	■	■

Tip: Products that are missing from the matrix are not available with these surface materials.

Tip: Full-fill finishes are available on worksurfaces only (upcharge may apply).

Tip: For the most up to date availability information, please visit finishlibrary.steelcase.com.

**To ensure an understanding of the color ranges and characteristic variations of natural veneer, a sign-off sheet is required prior to orders being accepted for this clear-coat finish. The sign-off sheet is available through the Finish Library.

Wood Veneer Matrix, continued

Legend

- = Not available
- = Available
- = Available with exceptions
- ⓔ = Excluded
- OP= Open-pore
- FF = Full-fill
- QC= Quarter-cut
- ▶ See page 18 for a description of fill levels.

Fill Level	Steelcase Casegoods & Systems	Align	Occasional Tables	Answer	Bivi	Brody Desk	Campfire Personal Tables	Campfire Skate & Slim Tables	Elective Elements	Everwall	Flex	FrameOne	Groupwork	High-Density Storage	media:scape	media:scape kiosk
		Quarter Cut														
Ash																
3042 QC/OP Ash** ⓔ	OP	•	□	□	■	•	•	■	■	■	■	■	■	■	■	■
Maple																
3222 QC/OP Clear Maple**	OP	•	■	□	■	•	•	■	■	■	■	■	■	■	■	■
3224 QC/FF Clear Maple** ⓔ	FF	•	■	□	■	•	•	■	•	■	■	■	■	■	■	■
3292 QC/OP Blonde on Maple ⓔ	OP	•	■	□	■	•	•	■	■	■	■	■	■	■	■	■
3294 QC/FF Blonde on Maple ⓔ	FF	•	■	□	■	•	•	■	•	■	■	■	■	■	■	■
Walnut																
3302 QC/OP Clear Walnut	OP	•	■	□	■	•	•	■	•	■	■	■	■	■	■	■
3304 QC/FF Clear Walnut ⓔ	FF	•	■	□	■	•	•	■	•	■	■	■	■	■	■	■
3312 QC/OP Natural Walnut	OP	•	■	□	■	•	•	■	•	■	■	■	■	■	■	■
3314 QC/FF Natural Walnut ⓔ	FF	•	■	□	■	•	•	■	•	■	■	■	■	■	■	■
3352 QC/OP Medium Walnut ⓔ	OP	•	■	□	■	•	•	■	•	■	■	■	■	■	■	■
3354 QC/FF Medium Walnut ⓔ	FF	•	■	□	■	•	•	■	•	■	■	■	■	■	■	■
3362 QC/OP Dark Walnut	OP	•	■	□	■	•	•	■	•	■	■	■	■	■	■	■
3364 QC/FF Dark Walnut ⓔ	FF	•	■	□	■	•	•	■	•	■	■	■	■	■	■	■
3372 QC/OP Medium Mahogany on Walnut	OP	•	■	□	■	•	•	■	•	■	■	■	■	■	■	■
3374 QC/FF Medium Mahogany on Walnut ⓔ	FF	•	■	□	■	•	•	■	•	■	■	■	■	■	■	■
3382 QC/OP Graphite Walnut	OP	•	■	□	■	•	•	■	•	■	■	■	■	■	■	■
3384 QC/FF Graphite Walnut ⓔ	FF	•	■	□	■	•	•	■	•	■	■	■	■	■	■	■

Tip: Products that are missing from the matrix are not available with these surface materials.

Tip: Full-fill finishes are available on worksurfaces only (upcharge may apply).

Tip: For the most up to date availability information, please visit finishlibrary.steelcase.com.

**To ensure an understanding of the color ranges and characteristic variations of natural veneer, a sign-off sheet is required prior to orders being accepted for this clear-coat finish. The sign-off sheet is available through the Finish Library.

Wood Veneer Matrix, continued

Legend

- = Not available
- = Available
- = Available with exceptions
- ⓔ = Excluded
- OP= Open-pore
- FF = Full-fill
- QC= Quarter-cut
- RC= Rift-cut
- ▶ See page 18 for a description of fill levels.

Fill Level	Steelcase Casegoods & Systems								Steelcase Seating				Steelcase Wood Furniture						
	Migration Height-Adjustable Desks	Montage	Ology	Privacy Wall	Storage Products	Universal Worksurface Products	V.I.A.	Wall Mount HAD	Baseline Bench Seating	B-Free Occasional Tables	B-Free Standing Height Tables	Umami	Aisla	Baseline Tables	Campfire Big Tables	Convenc	Mackinac	Verlay	Victor2
Quarter Cut																			
Ash																			
3042 QC/OP Ash** ⓔ	OP	■	□	■	•	■	□	□	■	■	■	■	■	■	■	■	■	■	■
Maple																			
3222 QC/OP Clear Maple**	OP	■	■	■	□	■	■	□	■	■	■	■	■	■	■	■	■	■	■
3224 QC/FF Clear Maple**	FF	■	■	■	•	□	□	•	□	■	■	•	•	■	■	□	■	■	■
3292 QC/OP Blonde on Maple ⓔ	OP	■	■	■	□	■	■	□	■	■	■	■	■	■	■	■	■	■	■
3294 QC/FF Blonde on Maple ⓔ	FF	■	■	■	•	□	□	•	□	■	■	•	•	■	■	□	■	■	■
Walnut																			
3302 QC/OP Clear Walnut	OP	■	■	■	□	■	■	•	■	■	■	■	■	■	■	■	■	■	■
3304 QC/FF Clear Walnut	FF	■	■	■	•	□	□	•	□	■	■	•	•	■	■	□	■	■	■
3312 QC/OP Natural Walnut	OP	■	■	■	□	■	■	•	■	■	■	■	■	■	■	■	■	■	■
3314 QC/FF Natural Walnut	FF	■	■	■	•	□	□	•	□	■	■	•	•	■	■	□	■	■	■
3352 QC/OP Medium Walnut ⓔ	OP	■	■	■	□	■	■	•	■	■	■	■	■	■	■	■	■	■	■
3354 QC/FF Medium Walnut ⓔ	FF	■	■	■	•	□	□	•	□	■	■	•	•	■	■	□	■	■	■
3362 QC/OP Dark Walnut	OP	■	■	■	□	■	■	•	■	■	■	■	■	■	■	■	■	■	■
3364 QC/FF Dark Walnut	FF	■	■	■	•	□	□	•	□	■	■	•	•	■	■	□	■	■	■
3372 QC/OP Medium Mahogany on Walnut	OP	■	■	■	□	■	■	•	■	■	■	■	■	■	■	■	■	■	■
3374 QC/FF Medium Mahogany on Walnut	FF	■	■	■	•	□	□	•	□	■	■	•	•	■	■	□	■	■	■
3382 QC/OP Graphite Walnut	OP	■	■	■	□	■	■	•	■	■	■	■	■	■	■	■	■	■	■
3384 QC/FF Graphite Walnut	FF	■	■	■	•	□	□	•	□	■	■	•	•	■	■	□	■	■	■

Tip: Products that are missing from the matrix are not available with these surface materials.

Tip: Full-fill finishes are available on worksurfaces only (upcharge may apply).

**To ensure an understanding of the color ranges and characteristic variations of natural veneer, a sign-off sheet is required prior to orders being accepted for this clear-coat finish. The sign-off sheet is available through the Finish Library.

Tip: Solid hardwoods cannot be used with wood composites, so no shaped wood worksurface profiles, wood integral pulls, or wood panel trim may be optioned when composite veneer finishes are specified. For more information on composite veneers, please reference the specification guides for the product lines they are available on.

Wood Veneer Matrix, continued

Wood Veneer Matrix, continued

Legend

- = Not available
- = Available
- = Available with exceptions
- OP= Open-pore
- FF = Full-fill
- QC= Quarter-cut
- RC= Rift-cut
- ▶ See page 18 for a description of fill levels.

Fill Level	Steelcase Casegoods & Systems	Surface Materials													
		Alight Occasional Tables	Answer	Bivi	Brody Desk	Campfire Personal Tables	Campfire Skate & Slim Tables	Elective Elements	Everwall	Flex	FrameOne	Groupwork	High-Density Storage	media:scape	media:scape kiosk
Rift Cut															
Oak															
3602 RC/OP Desert Oak	OP	•	■	□	■	•	•	■	■	■	■	■	■	■	■
3604 RC/FF Desert Oak E	FF	•	■	□	■	•	•	■	•	■	■	■	■	■	■
Planked Veneer															
Wood Group 1															
3P41 Planked Cherry*	OP	■	□	□	■	•	■	□	■	■	■	■	■	■	■
3P51 Planked Maple*	OP	■	□	□	■	•	■	□	■	■	■	■	■	■	■
3P61 Planked Oak*	OP	■	□	□	■	•	■	□	■	■	■	■	■	■	■
3P71 Planked Walnut*	OP	■	□	□	■	•	■	□	■	■	■	■	■	■	■
3VFX Unmarked Oak*	OP	•	□	□	■	•	□	■	■	■	■	■	■	■	■
Natural Veneer															
Wood Group 1															
3342 FC/OP Black Walnut	OP	•	■	□	■	•	■	■	■	■	■	■	■	■	■
3392 QC/OP Black Walnut	OP	•	■	□	■	•	■	■	■	■	■	■	■	■	■
35A2 FC/OP Blanch Maple	OP	•	■	□	■	•	■	■	■	■	■	■	■	■	■
37A2 FC/OP Thunder Walnut	OP	•	■	□	■	•	■	■	■	■	■	■	■	■	■
32A2 QC/OP Blanch Maple	OP	•	■	□	■	•	■	■	■	■	■	■	■	■	■
33A2 QC/OP Thunder Walnut	OP	•	■	□	■	•	■	■	■	■	■	■	■	■	■
36A2 RC/OP Volcanic Oak	OP	•	■	□	■	•	■	■	■	■	■	■	■	■	■

Tip: Products that are missing from the matrix are not available with these surface materials.

Tip: Full-fill finishes are available on worksurfaces only (upcharge may apply).

Tip: Solid hardwoods cannot be used with wood composites, so no shaped wood worksurface profiles, wood integral pulls, or wood panel trim may be optioned when composite veneer finishes are specified. For more information on composite veneers, please reference the specification guides for the product lines they are available on.

*Tip: Known for its uniqueness, planked veneer has intentional and natural variations that include, but are not limited to: character marks, grain pattern, color, and natural color aging. Because no stain is used in the clear-coat process, a sign-off will be required prior to orders being accepted for this finish. The sign-off sheet is available through the Finish Library.

Wood Veneer Matrix, continued

Legend

- = Not available
- = Available
- = Available with exceptions
- OP= Open-pore
- FF = Full-fill
- QC= Quarter-cut
- RC= Rift-cut
- ▶ See page 18 for a description of fill levels.

	Fill Level	Steelcase Casegoods & Systems	Migration Height-Adjustable Desks	Montage	Ology	Privacy Wall	Storage Products	Universal Worksurface Products	V.I.A.	Wall Mount HAD	Steelcase Seating	Bassline Bench Seating	B-Free Occasional Tables	B-Free Standing Height Tables	Umami	Steelcase Wood Furniture	Aisla	Bassline Tables	Campfire Big Tables	Convene	Mackinac	Verlay	Victor2
Rift Cut																							
Oak																							
3602	RC/OP Desert Oak	OP	■	■	■	□	■	■	□	■	■	■	■	■	■	■	■	■	■	■	■	■	■
3604	RC/FF Desert Oak	FF	■	■	■	•	□	□	•	□	■	■	■	■	•	■	■	■	□	■	■	■	■
Planked Veneer																							
Wood Group 1																							
3P41	Planked Cherry*	OP	■	■	■	□	■	■	□	■	■	■	■	■	■	■	■	■	■	■	■	■	■
3P51	Planked Maple*	OP	■	■	■	□	■	■	□	■	■	■	■	■	■	■	■	■	■	■	■	■	■
3P61	Planked Oak*	OP	■	■	■	□	■	■	□	■	■	■	■	■	■	■	■	■	■	■	■	■	■
3P71	Planked Walnut*	OP	■	■	■	□	■	■	□	■	■	■	■	■	■	■	■	■	■	■	■	■	■
3VFX	Unmarked Oak*	OP	■	■	■	□	■	•	□	•	■	■	■	■	■	■	■	■	■	■	■	■	■
Natural Veneer																							
Wood Group 1																							
3342	FC/OP Black Walnut	OP	■	■	■	□	■	■	□	■	■	■	■	■	■	■	■	■	■	■	■	■	■
3392	QC/OP Black Walnut	OP	■	■	■	□	■	■	•	■	■	■	■	■	■	■	■	■	■	■	■	■	■
35A2	FC/OP Blanch Maple	OP	■	□	■	□	■	■	□	■	■	•	•	■	■	■	■	■	■	■	■	■	■
37A2	FC/OP Thunder Walnut	OP	■	□	■	□	■	■	□	■	■	•	•	■	■	■	■	■	■	■	■	■	■
32A2	QC/OP Blanch Maple	OP	■	□	■	□	■	■	□	■	■	•	•	■	■	■	■	■	■	■	■	■	■
33A2	QC/OP Thunder Walnut	OP	■	□	■	□	■	■	□	■	■	•	•	■	■	■	■	■	■	■	■	■	■
36A2	RC/OP Volcanic Oak	OP	■	□	■	□	■	■	□	■	■	•	•	■	■	■	■	■	■	■	■	■	■

Tip: Products that are missing from the matrix are not available with these surface materials.

Tip: Full-fill finishes are available on worksurfaces only (upcharge may apply).

Tip: Solid hardwoods cannot be used with wood composites, so no shaped wood worksurface profiles, wood integral pulls, or wood panel trim may be optioned when composite veneer finishes are specified. For more information on composite veneers, please reference the specification guides for the product lines they are available on.

*Tip: Known for its uniqueness, planked veneer has intentional and natural variations that include, but are not limited to: character marks, grain pattern, color, and natural color aging. Because no stain is used in the clear-coat process, a sign-off will be required prior to orders being accepted for this finish. The sign-off sheet is available through the Finish Library.

Wood Veneer Matrix, continued

Wood Veneer Matrix, continued

Legend

- = Not available
- = Available
- = Available with exceptions
- OP= Open-pore
- FF = Full-fill
- QC= Quarter-cut
- RC= Rift-cut
- ▶ See page 18 for a description of fill levels.

Fill Level	Steelcase Casegoods & Systems														
		Align Occasional Tables	Answer	Bivi	Brody Desk	Campfire Personal Tables	Campfire Skate & Slim Tables	Elective Elements	Evenwall	Flex	FrameOne	Groupwork	High-Density Storage	media:scape	media:scape kiosk
Natural Veneer															
Wood Group 2															
	3394 QC/FF Black Walnut E	FF	•	■	□	■	•	■	■	•	■	■	■	■	■
	3734 FC/FF Black Walnut E	FF	•	■	□	■	•	■	■	•	■	■	■	■	■
Wood Group 3															
	3832 QC/OP Figured Anegre*	OP	•	□	□	■	•	■	■	■	■	■	■	■	■
	3082 FC/OP Washed Walnut*	OP	•	□	□	■	•	■	■	■	■	■	■	■	■
	3084 FC/FF Washed Walnut* E	FF	•	□	□	■	•	■	■	■	■	■	■	■	■
Select Surfaces - Composite Veneers															
Composite Veneer Price Group 1															
	3F8X QC/OP European Walnut Composite	OP	•	□	□	■	•	■	■	■	■	■	■	■	•
	3GGX QC/OP Zebrano Composite	OP	•	□	□	■	•	■	■	■	■	■	■	■	•
	3HGX QC/OP Oak Composite	OP	•	□	□	■	•	■	■	■	■	■	■	■	•
	3HVX QC/OP Walnut Composite	OP	•	□	□	■	•	■	■	■	■	■	■	■	•
	3JDX FC/OP Oak Composite	OP	•	□	□	■	•	■	■	■	■	■	■	■	•
	3JJX FC/OP Walnut Composite	OP	•	□	□	■	•	■	■	■	■	■	■	■	•
	3LAX Graphite on Oak Composite	OP	•	■	■	■	•	■	■	■	■	■	■	■	•
	3LBX Clear Walnut on Walnut Composite	OP	•	■	■	■	•	■	■	■	■	■	■	■	•
	3LCX Medium Cherry on Cherry Composite	OP	•	■	■	■	•	■	■	■	■	■	■	■	•
	3LDX Natural Walnut on Walnut Composite	OP	•	■	■	■	•	■	■	■	■	■	■	■	•
	3ZNX QC/OP Night Cerused Oak Composite	OP	•	□	□	■	•	■	■	■	■	■	■	■	•
Composite Veneer Price Group 2															
	3LEX Desert Oak on Oak Composite	OP	•	■	■	■	•	■	■	■	■	■	■	■	•
	3LGX Chai on Walnut Composite	OP	•	■	■	■	•	■	■	■	■	■	■	■	•
	3LHX Espresso on Walnut Composite	OP	•	■	■	■	•	■	■	■	■	■	■	■	•
	3LJX Ebony on Walnut Composite	OP	•	■	■	■	•	■	■	■	■	■	■	■	•

Tip: Full-fill finish is not available on premium veneers as a standard.

Tip: Products that are missing from the matrix are not available with these surface materials.

Tip: Full-fill finishes are available on worksurfaces only (upcharge may apply).

Tip: Solid hardwoods cannot be used with wood composites, so no shaped wood worksurface profiles, wood integral pulls, or wood panel trim may be optioned when composite veneer finishes are specified. For more information on composite veneers, please reference the specification guides for the product lines they available on.

*Tip: Known for its uniqueness, planked veneer has intentional and natural variations that include, but are not limited to: character marks, grain pattern, color, and natural color aging. Because no stain is used in the clear-coat process, a sign-off will be required prior to orders being accepted for this finish. The sign-off sheet is available through the Finish Library.

Wood Veneer Matrix, continued

Legend

- = Not available
- = Available
- = Available with exceptions
- OP= Open-pore
- FF = Full-fill
- QC= Quarter-cut
- RC= Rift-cut
- ▶ See page 18 for a description of fill levels.

	Fill Level	Steelcase Casegoods & Systems	Migration Height-Adjustable Desks	Montage	Ology	Privacy Wall	Storage Products	Universal Worksurface Products	V.I.A.	Wall Mount HAD	Steelcase Seating	Bassline Bench Seating	B-Free Occasional Tables	B-Free Standing Height Tables	Umami	Steelcase Wood Furniture	Aisla	Bassline Tables	Campfire Big Tables	Convene	Mackinac	Verlay	Victor2
Natural Veneer																							
Wood Group 2																							
3394 QC/FF Black Walnut	FF	■	■	■	■	■	■	■	■	■	■	■	■	■	■	■	■	■	■	■	■	■	■
3734 FC/FF Black Walnut	FF	■	■	■	■	■	■	■	■	■	■	■	■	■	■	■	■	■	■	■	■	■	■
Wood Group 3																							
3832 QC/OP Figured Anegre*	OP	■	□	■	■	■	■	■	■	■	■	■	■	■	■	■	■	■	■	■	■	■	■
3082 FC/OP Washed Walnut*	OP	■	□	■	■	■	■	■	■	■	■	■	■	■	■	■	■	■	■	■	■	■	■
3084 FC/FF Washed Walnut*	FF	■	□	■	■	■	■	■	■	■	■	■	■	■	■	■	■	■	■	■	■	■	■
Select Surfaces - Composite Veneers																							
Composite Veneer Price Group 1																							
3F8X QC/OP European Walnut Composite	OP	■	□	■	■	■	■	■	■	■	■	■	■	■	■	■	■	■	■	■	■	■	■
3GGX QC/OP Zebrano Composite	OP	■	□	■	■	■	■	■	■	■	■	■	■	■	■	■	■	■	■	■	■	■	■
3HGX QC/OP Oak Composite	OP	■	□	■	■	■	■	■	■	■	■	■	■	■	■	■	■	■	■	■	■	■	■
3HVX QC/OP Walnut Composite	OP	■	□	■	■	■	■	■	■	■	■	■	■	■	■	■	■	■	■	■	■	■	■
3JDX FC/OP Oak Composite	OP	■	□	■	■	■	■	■	■	■	■	■	■	■	■	■	■	■	■	■	■	■	■
3JJX FC/OP Walnut Composite	OP	■	□	■	■	■	■	■	■	■	■	■	■	■	■	■	■	■	■	■	■	■	■
3LAX Graphite on Oak Composite	OP	■	■	■	■	■	■	■	■	■	■	■	■	■	■	■	■	■	■	■	■	■	■
3LBX Clear Walnut on Walnut Composite	OP	■	■	■	■	■	■	■	■	■	■	■	■	■	■	■	■	■	■	■	■	■	■
3LCX Medium Cherry on Cherry Composite	OP	■	■	■	■	■	■	■	■	■	■	■	■	■	■	■	■	■	■	■	■	■	■
3LDX Natural Walnut on Walnut Composite	OP	■	■	■	■	■	■	■	■	■	■	■	■	■	■	■	■	■	■	■	■	■	■
3ZNX QC/OP Night Cerused Oak Composite	OP	■	□	■	■	■	■	■	■	■	■	■	■	■	■	■	■	■	■	■	■	■	■
Composite Veneer Price Group 2																							
3LEX Desert Oak on Oak Composite	OP	■	■	■	■	■	■	■	■	■	■	■	■	■	■	■	■	■	■	■	■	■	■
3LGX Chai on Walnut Composite	OP	■	■	■	■	■	■	■	■	■	■	■	■	■	■	■	■	■	■	■	■	■	■
3LHX Espresso on Walnut Composite	OP	■	■	■	■	■	■	■	■	■	■	■	■	■	■	■	■	■	■	■	■	■	■
3LJX Ebony on Walnut Composite	OP	■	■	■	■	■	■	■	■	■	■	■	■	■	■	■	■	■	■	■	■	■	■

Tip: Full-fill finish is not available on premium veneers as a standard.

Tip: Products that are missing from the matrix are not available with these surface materials.

Tip: Full-fill finishes are available on worksurfaces only (upcharge may apply).

Tip: Solid hardwoods cannot be used with wood composites, so no shaped wood worksurface profiles, wood integral pulls, or wood panel trim may be optioned when composite veneer finishes are specified. For more information on composite veneers, please reference the specification guides for the product lines they available on.

*Tip: Known for its uniqueness, planked veneer has intentional and natural variations that include, but are not limited to: character marks, grain pattern, color, and natural color aging. Because no stain is used in the clear-coat process, a sign-off will be required prior to orders being accepted for this finish. The sign-off sheet is available through the Finish Library.

Solid Wood and Solid Surface Matrix

Solid Wood and Solid Surface Matrix

Legend

- = Not available
- = Available
- = Available with exceptions
- ⓔ = Excluded

	Steelcase Seating							Steelcase Health Seating	Apprise	Steelcase Wood Furniture		
	Alight Ottoman	B-Free Standing Height Tables	B-Free Beam	Collaboration	Jenny	Node	Bassline			Mackinac	Verlay	
3062 Graphite Walnut	•	•	•	■	•	•	•	■	•	•	■	
3402 Clear Cherry (Aged)	•	•	•	■	•	•	•	■	•	•	■	
3412 Natural Cherry ⓔ	•	•	•	■	•	•	•	■	•	•	■	
3422 Medium Cherry	•	•	•	■	•	•	•	■	•	•	■	
3522 Clear Maple**	•	•	•	■	■	•	•	■	•	■	■	
3592 Blonde on Maple ⓔ	•	•	•	■	•	•	•	■	•	•	■	
3602 Desert Oak	•	•	•	■	•	•	•	•	•	•	■	
3702 Clear Walnut	•	•	•	■	•	•	•	■	•	•	■	
3712 Natural Walnut	•	•	•	■	•	•	•	■	•	•	■	
3752 Medium Walnut ⓔ	•	•	•	■	•	•	•	•	•	•	■	
3762 Dark Walnut	•	•	•	■	■	•	•	•	•	■	■	
3772 Medium Mahogany on Walnut	•	•	•	■	•	•	•	•	•	•	■	
3860 Espresso	•	■	■	•	•	•	•	•	•	•	•	
3861 Natural	•	■	■	•	•	•	•	•	•	•	•	
Flat Cut, Low Sheen*												
V1AC Natural Cherrywood	■	•	•	•	■	■	•	•	•	•	•	
V1AM Clear Maplewood	■	•	•	•	■	■	•	•	•	•	•	
V1CC Medium Amber Cherrywood	■	•	•	•	■	■	•	•	•	•	•	
V1EW Dark Walnut	•	•	•	•	•	■	•	•	•	•	•	

* See *Coalesse Surface Materials Reference Guide* for more information on this finish.

**To ensure an understanding of the color ranges and characteristic variations of natural veneer, a sign-off sheet is required prior to orders being accepted for this clear-coat finish. The sign-off sheet is available through the Finish Library.

Tip: Wood used in the construction of chairs comes from maple or European beech. Wood finishes applied to maple or beech will match the color of stains applied to oak, walnut, or cherry; however, they will not have the same natural grain.

Tip: Products that are missing from the matrix are not available with these surface materials.

Solid Wood and Solid Surface Matrix, continued

Legend

- = Not available
- = Available
- = Available with exceptions

	Steelcase Seating, cont.								Steelcase Health Seating					Steelcase Wood Furniture			
	Alight Ottoman	B-Free Standing Height Tables	B-Free Beam	Collaboration	Jenny	Node		Apprise	Bassline	Mackinac	Verlay						
Natural Veneers																	
Wood Group 1																	
3342 Black Walnut	•	•	•	■	•	•	•	•	•	•	•	•	•	•	■		
3392 Black Walnut	•	•	•	■	•	•	•	•	•	•	•	•	•	•	■		
35A2 Blanch Maple	•	•	•	■	•	•	•	•	•	•	•	•	•	•	•		
37A2 Thunder Walnut	•	•	•	■	•	•	•	•	•	•	•	•	•	•	•		
32A2 Blanch Maple	•	•	•	•	•	•	•	•	•	•	•	•	•	•	•		
33A2 Thunder Walnut	•	•	•	•	•	•	•	•	•	•	•	•	•	•	•		
36A2 Volcanic Oak	•	•	•	•	•	•	•	•	•	•	•	•	•	•	•		
Planked Veneers																	
3P41 Planked Cherry*	•	•	•	•	•	•	•	•	•	•	•	•	•	•	•		
3P51 Planked Maple*	•	•	•	•	•	•	•	•	•	•	•	•	•	•	•		
3P61 Planked Maple*	•	•	•	•	•	•	•	•	•	•	•	•	•	•	•		
3P71 Planked Walnut*	•	•	•	•	•	•	•	•	•	•	•	•	•	•	•		
Premium Veneers																	
3832 Figured Anegre	•	•	•	•	•	•	•	•	•	•	•	•	•	•	•		
Solid Surfaces																	
2801 Glacier White	•	•	•	•	•	•	•	■	■	•	•	•	•	•	•		
2873 Linen	•	•	•	•	•	•	•	■	■	•	•	•	•	•	•		
2875 Bisque	•	•	•	•	•	•	•	■	■	•	•	•	•	•	•		
2972 Antarctica	•	•	•	•	•	•	•	■	■	■	•	•	•	•	•		
2974 Canvas	•	•	•	•	•	•	•	■	■	•	•	•	•	•	•		
2978 Cameo White	•	•	•	•	•	•	•	■	■	•	•	•	•	•	•		
2979 Silver Grey	•	•	•	•	•	•	•	■	■	•	•	•	•	•	•		

*Tip: Known for its uniqueness, planked veneer has intentional and natural variations that include, but are not limited to: character marks, grain pattern, color, and natural color aging. Because no stain is used in the clear-coat process, a sign-off will be required prior to orders being accepted for this finish. The sign-off sheet is available through the Finish Library.

Tip: Wood used in the construction of chairs comes from maple or European beech. Wood finishes applied to maple or beech will match the color of stains applied to oak, walnut, or cherry; however, they will not have the same natural grain.

Tip: Products that are missing from the matrix are not available with these surface materials.

Casper Cloaking Technology by Designtex Matrix

Casper Cloaking Technology by Designtex Matrix

Legend

- = Not available
- = Available
- = Available with exceptions

	Glass Selections	Privacy Wall	V.I.A.
Select Surfaces - Casper Cloaking Technology by Designtex			
CSPCF1 Casper Cloaking Technology Layer	■	■	■
CSPGF1 Casper Graphic Film Layer	■	■	■
Graphic Layer Options			
PF002 Casper-Big Dot	■	■	■
PF003 Casper-Little Dot	■	■	■
PF004 Casper-Ion	■	■	■
PF005 Casper-Aksel	■	■	■
PF006 Casper-Grid	■	■	■
PF007 Casper-Plus	■	■	■
PF008 Casper-Cell	■	■	■
PF009 Casper-Pixel	■	■	■
PF010 Casper-City Grid	■	■	■
PF011 Casper-Semaphore	■	■	■
PF012 Casper-Sunburst	■	■	■
PF013 Casper-Brush	■	■	■
PF014 Casper-Pinpoint	■	■	■
PF015 Casper-Draft	■	■	■
PF016 Casper-Block	■	■	■
Graphic Layer Options Exclusively for Steelcase			
PF017 Casper-Dash for Steelcase	■	■	■
PF018 Casper-Fade for Steelcase	■	■	■
PF019 Casper-Stripe for Steelcase	■	■	■
PF020 Casper-Hatch for Steelcase	■	■	■
PF021 Casper-Brick for Steelcase	■	■	■
PF022 Casper-Triangle for Steelcase	■	■	■

PET Matrix

Legend

- = Not available
- = Available
- = Available with exceptions
- 🌐 = This finish is part of the global surface materials palette. Geographical differences, by product line, may apply.

	Steelcase Caseworks & Systems			Steelcase Wood Furniture	
	Flex	Groupwork	Universal Screens		Mackinac
P630 Medium Heather Grey 🌐	■	•	■		•
P631 Dark Heather Grey 🌐	■	■	■		■
P635 Heather Navy 🌐	■	•	•		•
P636 Light Heather Grey 🌐	■	•	•		•

Braided Cord Matrix

Braided Cord Matrix

Legend

- = Not available
- = Available
- = Available with exceptions

	Steelcase Casegoods & Systems	Bivi	Flex	Flex Media Cart
9002 Silver		•	•	■
9003 Fuchsia		•	■	■
9004 Marlin		•	■	■
9005 Arctic White		■	•	•
9006 Chili		•	■	■
9007 Sterling		■	■	■
9008 Honey		•	■	■
9009 Black		■	■	■
9010 Light Peacock		•	■	■
9011 Seagull		■	■	■
9012 Merle		•	•	■
9013 Brass		•	•	■
9014 Black/White Stripe		■	•	•
9015 White/Seagull Stripe		■	•	•
9016 Black/White Chevron		■	•	•
9017 Black/Sterling Chevron		■	•	•
9018 Seagull/Poppy Stripe		•	•	•
9019 Seagull/Honey Stripe		•	•	•
9020 Seagull/Sterling Stripe		•	•	•
9021 Seagull/White Stripe		•	•	•

Webbing Matrix

Legend

- = Not available
- = Available
- = Available with exceptions

	Bivi	Simple Seating
5JG0 Black	■	■
5JG1 Burgundy	•	■
5JG2 Taupe	■	•
5JG3 Silver	■	•
5JG4 Teal	•	•
5JG5 Red	■	■
5JG6 Pacific Blue	■	•
5JG7 Green	■	■
5JG8 Navy	•	■

Upholstery Matrix

Upholstery Matrix

Products that are missing from the matrix are not available with these surface materials.

Legend

- = Not available
- = Available
- = Available with exceptions
- Ⓢ = Excluded
- 🌐 = Global palette
- ▶ See specification guide for details.

	Price Group	alight Lounge Series - Standard	Amia 482 Series - 3D Knit - Standard	Amia 482 Series - Standard	Amia 482 Series - 3D Knit - Sewn	Amia 482 Series - Sewn	Amia Air 482 - Sewn	Amia Air 482 Standard	Baseline Bench Seating	B-Free Cube	B-Free Beam	Bivi	Basic Cushion, Basic Cushion Enhanced	Brody 488 Series	Brody 488 Series Lower Surround With Extension	Brody 488 Series Footrest	Buoy	Cachet 487 Series - Standard	Campfire Big Lamp	Campfire Lounges	
3D Knit 🌐	NA	•	■	•	■	•	•	•	•	•	•	•	•	•	•	•	•	•	•	•	•
3D Microknit 🌐	NA	•	•	•	•	•	□	□	•	•	•	•	•	•	•	•	•	•	•	•	•
Billiard Multi-Use by Designtex	3	■	■	■	■	■	■	■	■	■	■	■	■	■	•	•	■	■	■	■	■
Bo Peep	5	■	■	■	•	•	•	■	■	■	■	■	■	■	•	■	■	■	■	•	■
Brisa	6	■	•	■	■	■	■	■	■	■	■	■	•	■	•	•	■	•	•	■	■
Buzz2 🌐	1	■	■	■	■	■	■	■	■	■	■	■	■	■	■	■	■	■	■	•	■
Cafe Leather	2	•	•	•	■	■	■	■	■	■	■	■	•	■	■	■	■	■	■	•	■
Chainmail	2	■	■	■	•	■	■	■	■	■	■	■	■	■	•	■	■	■	■	•	■
Cogent: Connect 🌐	2	■	■	■	•	■	■	■	■	■	■	□	■	■	•	■	■	■	■	■	■
Connect 3D 🌐	NA	•	•	•	•	•	•	•	■	•	•	•	•	•	•	•	•	•	•	•	•
Dovetail by Designtex	2	■	■	■	■	■	■	■	■	■	■	■	■	•	•	•	■	■	■	■	■
Elmosoft Leather	1	•	•	•	■	■	■	■	■	■	■	■	•	■	•	■	■	■	■	•	■
Era	1	■	■	■	■	■	■	■	■	■	■	■	■	■	•	■	■	■	■	•	■
Foundation	2	■	•	•	■	□	■	•	■	■	■	■	•	■	•	■	■	■	■	•	■
Gaja 🌐	3	■	■	■	■	■	■	■	■	■	■	■	■	■	•	■	■	■	■	•	■
Intermix	3	•	•	•	•	•	•	•	•	•	•	•	•	•	•	•	•	•	•	•	•
Jacks Ⓢ	1	■	■	■	■	■	■	■	■	■	■	■	•	■	•	■	■	■	■	•	■
Link	1	■	■	■	■	■	■	■	■	■	■	□	■	■	•	■	■	■	■	•	■

Amia 482 Series sewn version models with leather or vinyl require an “S” suffix which features an additional stitch detail across the lumbar region on the back cushion.

Brody 488 Series vertical fabrics can be found in the *Vertical Surface Fabric Matrix* on page 122.

Brody Lower Surround with Extension is not available with Brisa, Remix, or Steelcut Trio because they do not meet ASTM E-84 flammability standards.

Upholstery Matrix, continued

Products that are missing from the matrix are not available with these surface materials.

Legend

- = Not available
- = Available
- = Available with exceptions
- ⓔ = Excluded
- ⓖ = Global palette
- ▶ See specification guide for details.

	Price Group	cobi 434 Series - Connect 3D - Standard	cobi 434 Series - Connect 3D - Sewn	Divisio Side Screen	FrameOne Universal Screens	FrameOne Centered Screens	Gesture 442 Series - Non-Sewn	Gesture 442 Series - Sewn	Gesture 442 Series - 3D Knit - Non-Sewn	i2i 416 Series - 3D Knit - Sewn	Jenny Lounge	Karman	Kart	Leap 462 Series	Leap 462 Series - 3D Knit - Standard	Leap 462 Series - Standard	Leap Plus 462 Series - 3D Knit - Standard	Leap Plus 462 Series - Standard	Leap 462 Series - 3D Knit - Sewn	Leap 462 Series - Sewn	Leap Plus 462 Series - 3D Knit - Sewn	Leap Plus 462 Series - Sewn	
3D Knit ⓖ	NA	•	•	•	•	•	•	■	■	■	•	•	•	•	■	•	■	•	■	•	■	•	•
3D Microknit ⓖ	NA	•	•	•	•	•	•	•	•	•	•	•	•	■	•	•	•	•	•	•	•	•	•
Billiard Multi-Use by Designtex	3	•	■	■	■	■	□	■	■	■	■	•	■	■	■	■	■	■	■	■	■	•	•
Bo Peep	5	•	■	•	•	•	•	■	■	•	■	•	■	■	■	■	■	■	■	■	■	•	•
Brisa	6	•	•	•	•	•	•	■	■	•	■	•	■	■	■	■	•	•	■	■	■	■	■
Buzz2 ⓖ	1	•	■	■	■	■	•	■	■	■	■	•	■	■	■	■	■	■	■	■	■	•	■
Cafe Leather	2	■	■	•	•	•	■	•	■	■	■	•	■	■	■	■	■	■	■	■	■	■	■
Chainmail	2	•	■	•	•	■	•	■	■	■	■	•	■	■	■	■	■	■	■	■	■	•	•
Cogent: Connect ⓖ	2	■	•	■	■	■	■	■	■	■	■	•	■	■	■	■	■	■	■	■	■	•	•
Connect 3D ⓖ	NA	■	■	•	•	•	•	•	•	•	•	•	•	•	•	•	•	•	•	•	•	•	•
Dovetail by Designtex	2	•	■	■	■	■	•	■	■	■	■	•	■	■	■	■	■	■	■	■	■	■	■
Elmosoft Leather	1	•	■	•	•	•	•	■	■	■	■	•	■	•	•	•	■	■	■	■	■	■	■
Era	1	•	■	•	■	•	•	■	■	■	■	•	■	■	■	■	■	■	■	■	■	•	•
Foundation	2	•	■	•	•	•	•	■	■	■	■	•	■	•	•	•	■	■	■	■	■	■	■
Gaja ⓖ	3	•	■	•	•	•	•	■	■	■	■	•	■	■	■	■	■	■	■	■	■	•	•
Intermix	3	•	•	•	•	•	•	•	•	•	■	•	•	•	•	•	•	•	•	•	•	•	•
Jacks ⓔ	1	•	•	•	•	•	•	■	■	■	•	•	■	■	■	■	■	■	■	■	■	•	•
Link	1	•	•	■	•	•	•	■	■	■	■	•	■	■	■	■	■	■	■	■	■	•	•

Availability Matrices

Brody 488 Series vertical fabrics can be found in the *Vertical Surface Fabric Matrix* on page 122.
3D Knit Upholstery available only on models with 3D Knit Back.

Upholstery Matrix, continued

Upholstery Matrix, continued

Products that are missing from the matrix are not available with these surface materials.

Legend

- = Not available
- = Available
- = Available with exceptions
- Ⓢ = Excluded
- 🌐 = Global palette
- ▶ See specification guide for details.

	Price Group	Move 490 Series - Standard	Node 480 Series	Nooi	Player 475 Series - Standard	Qivi 428 Series - Qivi Net - Standard	Qivi 428 Series - Qivi Net - Sewn	Reply 466 Series Multi-Use Sewn	Reply 466 Series Multi-Use Standard	Reply 466 Series Work Sewn	Scoop - Standard, Upholstered Seat	Shortcut	SILQ 418 Series - Standard	SILQ 418 Series - Sewn	Simple Seating	Steelcase Series 1	Steelcase Series 2 - Airback-Uph Seat	Steelcase Series 2 - 3D Microknit Back-Uph Seat	Steelcase Series 2 - Uph Seat-Uph Back
3D Knit 🌐	NA	•	•	•	•	•	•	•	•	•	•	•	•	•	•	■	•	•	•
3D Microknit 🌐	NA	•	•	•	•	•	•	•	•	•	•	•	•	•	•	■	•	■	•
Billiard Multi-Use by Designtex	3	■	■	■	■	■	•	■	•	■	■	■	•	■	■	■	■	■	■
Bo Peep	5	■	■	■	■	■	■	■	•	■	■	■	•	■	■	■	■	■	■
Brisa	6	■	■	■	■	■	■	■	•	■	■	■	•	■	■	■	■	■	■
Buzz2 🌐	1	■	■	■	■	■	■	■	•	■	■	■	■	■	■	■	■	■	■
Cafe Leather	2	■	■	■	•	■	■	■	•	■	■	■	■	■	•	■	■	■	■
Chainmail	2	■	■	■	■	■	•	■	•	■	■	■	■	■	■	■	■	■	■
Cogent: Connect 🌐	2	•	■	■	•	■	■	•	■	•	■	■	■	■	■	■	■	■	■
Connect 3D 🌐	NA	•	•	•	•	•	•	•	•	•	•	•	•	•	■	•	•	•	•
Dovetail by Designtex	2	■	■	■	■	■	■	■	•	■	■	■	•	■	■	■	■	■	■
Elmosoft Leather	1	■	■	■	•	■	■	■	•	■	■	■	•	□	•	■	■	■	■
Era	1	■	■	■	■	■	•	■	•	■	■	■	•	■	■	■	■	■	■
Foundation	2	■	■	■	■	■	•	■	•	■	■	■	•	■	•	■	■	■	■
Gaja 🌐	3	■	■	■	■	■	■	■	•	■	■	■	■	■	■	■	•	•	•
Intermix	3	•	•	•	•	•	•	•	•	•	•	•	•	•	•	•	•	•	•
Jacks Ⓢ	1	•	■	■	•	■	•	■	•	■	•	■	•	■	■	■	■	■	■
Link	1	•	■	■	•	■	•	■	•	■	•	■	•	■	■	■	■	■	■

Vinyl is not available on models with upholstered wrapped backs.
3D Knit Upholstery available only on models with 3D Knit Back.

Upholstery Matrix, continued

Products that are missing from the matrix are not available with these surface materials.

Legend

- = Not available
- = Available
- = Available with exceptions
- E = Excluded
- 🌐 = Global palette
- ▶ See specification guide for details.

	Price Group	Think 465, 3D Knit Back	Think 465, Quilted Uph Back	Think 465, Standard	Think 465, Uph Back	TS Series Storage	Umami	Universal Mobile Ped	Universal Lateral Cushion Tops	Universal Privacy Modesty Screen	Steelcase Wood Furniture						
											Collaboration	Deck	Mingle	Mobile Ped Cushion Top - EE	Sawyer	Siento	Snodgrass
3D Knit 🌐	NA	•	•	■	■	•	•	•	•	•	•	•	•	•	•	•	•
3D Microknit 🌐	NA	•	•	•	•	•	•	•	•	•	•	•	•	•	•	•	•
Billiard Multi-Use by Designtex	3	■	•	■	■	■	•	■	■	■	■	■	■	■	■	■	■
Bo Peep	5	■	•	■	■	■	■	■	■	•	■	■	■	■	■	■	■
Brisa	6	■	•	•	■	□	•	■	■	•	•	■	•	■	•	■	■
Buzz2 🌐	1	■	•	■	■	■	■	■	■	■	■	■	■	■	■	■	■
Cafe Leather	2	■	■	•	■	•	•	■	■	•	•	•	•	•	•	•	•
Chainmail	2	■	•	■	■	■	•	■	•	•	■	■	■	■	■	■	■
Cogent: Connect 🌐	2	■	■	•	■	■	□	•	■	■	■	■	■	■	■	■	■
Connect 3D 🌐	NA	•	•	•	•	•	•	•	•	•	•	•	•	•	•	•	•
Dovetail by Designtex	2	■	■	•	■	•	•	■	■	■	•	•	•	•	•	•	•
Elmosoft Leather	1	■	•	•	■	•	•	■	■	•	•	■	■	■	■	■	■
Era	1	■	■	■	■	•	•	■	■	•	■	■	■	■	■	■	■
Foundation	2	■	•	•	■	□	■	■	■	•	■	■	■	■	■	•	■
Gaja 🌐	3	■	•	■	■	■	■	■	■	•	■	■	■	■	■	■	■
Intermix	3	•	•	•	•	•	•	•	•	•	•	•	•	•	•	•	•
Jacks E	1	■	■	•	■	■	■	•	■	•	•	•	•	•	■	•	•
Link	1	•	■	•	■	■	•	•	■	•	•	•	•	•	■	•	•

Availability
Matrices

Tip: SILQ 418 Series will only take warped vertical fabrics. This includes all standard Steelcase fabrics, Select Surfaces, and COMs.

Upholstery Matrix, continued

Upholstery Matrix, continued

Products that are missing from the matrix are not available with these surface materials.

Legend

- = Not available
- = Available
- = Available with exceptions
- ⓔ = Excluded
- 🌐 = Global palette
- ▶ See specification guide for details.

	Price Group	Steelcase Health											West Elm Health					
		Apprise	Aspekt	Cura Upholstered	Cura Ottoman	Embold	Jenny	Leela	Mitra	Neighbor	Circa	Regard	Sorrel	Surround	Tava	Mesa	Slope	Sterling
3D Knit 🌐	NA	•	•	•	•	•	•	•	•	•	•	•	•	•	•	•	•	•
3D Microknit 🌐	NA	•	•	•	•	•	•	•	•	•	•	•	•	•	•	•	•	•
Billiard Multi-Use by Designtex	3	■	■	■	■	■	■	■	■	■	■	■	■	■	■	■	□	□
Bo Peep	5	■	■	■	■	■	■	■	■	■	■	■	■	■	■	■	■	■
Brisa	6	■	•	■	•	■	•	•	•	■	•	■	■	■	■	■	■	■
Buzz2 🌐	1	■	•	•	■	■	■	■	■	■	■	■	•	■	■	■	■	■
Cafe Leather	2	•	•	•	•	•	■	•	•	•	■	•	•	•	■	■	■	■
Chainmail	2	■	■	■	■	■	■	■	■	■	■	■	■	■	•	■	■	•
Cogent: Connect 🌐	2	■	•	•	■	■	■	■	•	•	■	•	■	■	■	■	■	■
Connect 3D 🌐	NA	•	•	•	•	•	•	•	•	•	•	•	•	•	•	•	•	•
Dovetail by Designtex	2	■	■	■	■	■	■	■	■	■	■	■	■	■	■	■	■	■
Elmosoft Leather	1	•	•	•	•	•	■	•	•	•	■	•	•	•	■	■	■	■
Era	1	■	■	■	■	■	■	■	■	■	■	■	■	■	■	■	■	■
Foundation	2	■	■	■	■	■	■	■	■	■	■	■	■	■	■	■	■	■
Gaja 🌐	3	■	■	■	■	■	■	■	■	■	■	■	■	■	■	■	■	■
Intermix	3	•	•	•	•	•	•	•	•	•	•	•	•	•	•	•	•	•
Jacks ⓔ	1	■	•	■	■	■	•	■	•	■	■	•	■	■	•	■	■	•
Link	1	■	•	■	■	■	■	■	•	■	■	•	■	■	•	■	■	•

Vinyl is not available on models with upholstered wrapped backs.
3D Knit Upholstery available only on models with 3D Knit Back.

Upholstery Matrix, continued

Products that are missing from the matrix are not available with these surface materials.

Legend

- = Not available
- = Available
- = Available with exceptions
- ⊖ = Excluded
- 🌐 = Global palette
- 👤 = Customer's Own Material
- ▶ See specification guide for details.

	Price Group	alight Lounge Series - Standard	Amia 482 Series - 3D Knit - Standard	Amia 482 Series - Standard	Amia 482 Series - 3D Knit - Sewn	Amia 482 Series - Sewn	Amia Air 482 - Sewn	Amia Air 482 Standard	Baseline Bench Seating	B-Free Cube	B-Free Beam	Bivi	Basic Cushion, Basic Cushion Enhanced	Brody 488 Series	Brody 488 Series Lower Surround With Extension	Brody 488 Series Footrest	Buoy	Cachet 487 Series - Standard	Campfire Big Lamp	Campfire Lounges
New Black: Bruce	1	■	■	■	■	■	■	■	■	■	■	■	■	■	•	■	■	•	•	■
New Black: Harley	2	■	■	■	■	■	■	■	■	■	■	■	■	■	•	■	■	•	•	■
New Black: Henry	1	■	■	■	■	■	■	■	■	■	■	■	■	■	•	■	■	•	•	■
New Black: Jack	2	■	■	■	■	■	■	■	■	■	■	■	■	■	•	■	■	•	•	■
New Black: James	2	■	■	■	■	■	■	■	■	■	■	■	■	■	•	■	■	•	•	■
Redeem	3	■	■	•	■	■	■	■	•	■	■	•	■	■	•	■	■	•	•	■
Remix 🌐	5	■	■	■	■	■	■	■	■	■	■	■	■	■	•	■	■	■	•	■
Reply Air Mesh 🌐	NA	•	•	•	•	•	•	•	•	•	•	•	•	•	•	•	•	•	•	•
Retrieve	3	■	•	■	■	■	■	■	■	•	■	•	■	•	■	■	•	•	•	■
Silk 🌐	5	■	■	■	■	■	■	•	■	■	■	■	■	■	•	■	■	■	•	■
SoftNext	2	■	■	■	■	■	■	■	■	■	■	■	■	•	•	•	■	■	•	■
Stand In	2	■	•	•	■	■	■	•	■	■	■	•	■	•	■	■	■	■	•	■
Steelcase Leather 🇺🇸	1	•	•	•	■	•	■	•	■	■	•	•	■	•	■	■	•	•	•	•
Steelcut Trio 🌐	7	■	■	■	■	■	■	■	■	■	■	■	•	■	•	■	■	■	•	■

Vinyl is not available on models with upholstered wrapped backs.
3D Knit Upholstery available only on models with 3D Knit Back.

Upholstery Matrix, continued

Upholstery Matrix, continued

Products that are missing from the matrix are not available with these surface materials.

Legend

- = Not available
- = Available
- = Available with exceptions
- ⊖ = Excluded
- 🌐 = Global palette
- ▶ See specification guide for details.

	Price Group	cobi 434 Series - Connect 3D - Standard	cobi 434 Series - Connect 3D - Sewn	Divisio Side Screen	FrameOne Universal Screens	FrameOne Centered Screens	Gesture 442 Series - Non-Sewn	Gesture 442 Series - Sewn	Gesture 442 Series - 3D Knit - Non-Sewn	i2i 416 Series - 3D Knit - Sewn	Jenny Lounge	Karman	Kart	Leap 462 Series	Leap 462 Series - 3D Knit - Standard	Leap 462 Series - Standard	Leap Plus 462 Series - 3D Knit - Standard	Leap Plus 462 Series - Standard	Leap 462 Series - 3D Knit - Sewn	Leap 462 Series - Sewn	Leap Plus 462 Series - 3D Knit - Sewn	Leap Plus 462 Series - Sewn
New Black: Bruce	1	•	■	•	•	•	■	■	■	■	■	•	■	■	■	■	■	■	■	■	•	•
New Black: Harley	2	•	■	•	•	•	■	■	■	■	■	•	■	■	■	■	■	■	■	■	•	•
New Black: Henry	1	•	■	•	•	•	■	■	■	■	■	•	■	■	■	■	■	■	■	■	•	•
New Black: Jack	2	•	■	•	•	•	■	■	■	■	■	•	■	■	■	■	■	■	■	■	•	•
New Black: James	2	•	■	•	•	•	■	■	■	■	■	•	■	■	■	■	■	■	■	■	•	•
Redeem	3	•	■	•	•	•	•	■	■	■	■	•	■	■	■	■	■	■	■	■	•	•
Remix 🌐	5	•	■	•	•	•	•	■	■	■	■	•	■	■	■	■	■	■	■	■	•	•
Reply Air Mesh 🌐	NA	•	•	•	•	•	•	•	•	•	•	•	•	•	•	•	•	•	•	•	•	•
Retrieve	3	•	•	•	•	•	•	■	■	■	■	•	•	■	■	■	■	■	■	■	•	•
Silk 🌐	5	•	■	•	•	•	■	■	■	■	■	•	■	■	■	■	■	■	■	■	■	■
SoftNext	2	•	■	■	■	■	•	■	■	■	■	•	■	■	■	■	■	■	■	■	■	■
Stand In	2	•	■	•	•	•	•	■	■	■	■	•	■	■	•	•	■	■	■	■	■	■
Steelcase Leather ⊖	1	•	•	•	•	•	•	■	■	•	•	•	■	•	•	•	•	•	■	■	■	■
Steelcut Trio 🌐	7	•	■	•	•	•	•	■	■	■	■	•	■	■	■	■	■	■	■	■	•	•

Vinyl is not available on models with upholstered wrapped backs.
3D Knit Upholstery available only on models with 3D Knit Back.

Upholstery Matrix, continued

Products that are missing from the matrix are not available with these surface materials.

Legend

- = Not available
- = Available
- = Available with exceptions
- Ⓢ = Excluded
- 🌐 = Global palette
- ▶ See specification guide for details.

	Price Group	Move 490 Series - Standard	Node 480 Series	Nooi	Player 475 Series - Standard	QIVI 428 Series - QIVI Net - Standard	QIVI 428 Series - QIVI Net - Sewn	Reply 466 Series Multi-Use Sewn	Reply 466 Series Multi-Use Standard	Reply 466 Series Work Sewn	Scoop - Standard, Upholstered Seat	Shortcut	SILQ 418 Series - Standard	SILQ 418 Series - Sewn	Simple Seating	Steelcase Series 1	Steelcase Series 2 - Airback-Uph Seat	Steelcase Series 2 - 3D Microknit Back-Uph Seat	Steelcase Series 2 - Uph Seat-Uph Back
New Black: Bruce	1	■	■	■	■	■	•	•	■	•	■	■	■	■	■	■	■	■	■
New Black: Harley	2	■	■	■	■	■	•	•	■	•	■	■	■	■	■	■	■	■	■
New Black: Henry	1	■	■	■	■	■	•	•	■	•	■	■	■	■	■	■	■	■	■
New Black: Jack	2	■	■	■	■	■	•	•	■	•	■	■	■	■	■	■	■	■	■
New Black: James	2	■	■	■	■	■	•	•	■	•	■	■	■	■	■	■	■	■	■
Redeem	3	■	■	■	■	■	•	•	■	•	■	■	■	■	■	■	■	■	■
Remix 🌐	5	■	■	■	■	■	•	•	■	•	■	■	■	■	■	■	■	■	■
Reply Air Mesh 🌐	NA	•	•	•	•	•	•	•	•	•	•	•	•	•	•	•	•	•	•
Retrieve	3	■	■	■	■	■	•	•	■	•	■	■	■	•	■	■	■	■	■
Silk 🌐	5	■	■	■	■	■	•	■	■	■	■	■	■	■	■	■	■	■	■
SoftNext	2	■	■	■	■	■	•	■	•	■	■	■	■	■	■	■	■	■	■
Stand In	2	■	•	■	■	■	■	■	•	■	■	■	■	•	■	■	■	■	■
Steelcase Leather Ⓢ	1	•	■	•	•	■	■	■	•	■	•	■	•	■	•	■	■	■	■
Steelcut Trio 🌐	7	■	■	■	■	■	■	•	■	•	■	■	■	■	■	■	■	■	■

Availability
Matrices

Vinyl is not available on models with upholstered wrapped backs.
3D Knit Upholstery available only on models with 3D Knit Back.

Upholstery Matrix, continued

Upholstery Matrix, continued

Products that are missing from the matrix are not available with these surface materials.

Legend

- = Not available
- = Available
- = Available with exceptions
- Ⓢ = Excluded
- 🌐 = Global palette
- ▶ See specification guide for details.

	Price Group	Think 465, 3D Knit Back	Think 465, Quilted Uph Back	Think 465, Standard	Think 465, Uph Back	TS Series Storage	Umami	Universal Mobile Ped	Universal Lateral Cushion Tops	Universal Privacy Modesty Screen	Steelcase Wood Furniture						
											Collaboration	Deck	Mingle	Mobile Ped Cushion Top - EE	Sawyer	Siento	Snodgrass
New Black: Bruce	1	•	■	■	■	■	•	■	■	•	■	■	■	■	■	■	■
New Black: Harley	2	•	■	■	■	■	•	■	■	•	■	■	■	■	■	■	■
New Black: Henry	1	•	■	■	■	■	■	■	■	•	■	■	■	■	■	■	■
New Black: Jack	2	•	■	■	■	■	■	■	■	•	■	■	■	■	■	■	■
New Black: James	2	•	■	■	■	■	■	■	■	•	■	■	■	■	■	■	■
Redeem	3	•	•	•	•	■	■	■	■	•	■	■	■	■	■	■	■
Remix 🌐	5	■	•	•	■	■	■	■	■	•	■	■	■	■	■	■	■
Reply Air Mesh 🌐	NA	•	•	•	•	•	•	•	•	•	•	•	•	•	•	•	•
Retrieve	3	•	•	•	•	■	■	•	•	•	•	•	•	•	•	•	•
Silk 🌐	5	■	•	■	■	□	•	•	•	•	■	■	■	■	■	■	■
SoftNext	2	■	■	•	■	•	•	■	■	■	•	•	•	•	•	•	•
Stand In	2	■	•	•	■	□	•	■	■	•	■	■	•	■	■	•	■
Steelcase Leather Ⓢ	1	■	•	•	■	•	•	•	■	•	•	•	•	•	•	■	•
Steelcut Trio 🌐	7	■	•	■	■	■	■	■	■	•	■	■	■	■	■	■	■

Vinyl is not available on models with upholstered wrapped backs.
3D Knit Upholstery available only on models with 3D Knit Back.

Tip: SILQ 418 Series will only take warped vertical fabrics. This includes all standard Steelcase fabrics, Select Surfaces, and COMs.

Upholstery Matrix, continued

Products that are missing from the matrix are not available with these surface materials.

Legend

- = Not available
- = Available
- = Available with exceptions
- Ⓢ = Excluded
- 🌐 = Global palette
- ▶ See specification guide for details.

	Price Group	Steelcase Health											West Elm Health						
		Apprise	Aspekt	Cura Upholstered	Cura Ottoman	Embold	Jenny	Leela	Mitra	Neighbor	Circa	Regard	Sorrel	Surround	Tava	Mesa	Slope	Sterling	Lucas
New Black: Bruce	1	■	■	■	■	■	■	■	■	■	■	■	■	■	■	•	■	■	•
New Black: Harley	2	■	■	■	■	■	■	■	■	■	■	■	■	■	■	•	■	■	•
New Black: Henry	1	■	■	■	■	■	■	■	■	■	■	■	■	■	■	•	■	■	•
New Black: Jack	2	■	■	■	■	■	■	■	■	■	■	■	■	■	■	•	■	■	•
New Black: James	2	■	■	■	■	■	■	■	■	■	■	■	■	■	■	•	■	■	•
Redeem	3	■	■	■	■	■	■	■	■	■	■	■	■	■	■	•	■	■	■
Remix 🌐	5	■	■	■	■	■	■	■	■	■	■	■	■	■	■	■	■	■	
Reply Air Mesh 🌐	NA	•	•	•	•	•	•	•	•	•	•	•	•	•	•	•	•	•	
Retrieve	3	■	■	■	■	■	■	■	■	■	■	■	■	■	■	•	■	■	•
Silk 🌐	5	■	■	■	■	■	■	■	■	■	■	■	■	■	■	■	■	■	■
SoftNext	2	■	■	■	■	■	■	■	■	■	■	■	■	■	■	■	■	■	■
Stand In	2	■	■	■	■	■	■	■	■	■	■	■	■	■	■	•	■	■	■
Steelcase Leather Ⓢ	1	•	•	•	•	•	•	•	•	■	•	•	•	•	■	•	■	•	
Steelcut Trio 🌐	7	■	■	■	■	■	■	■	■	■	■	■	■	■	■	■	■	■	■

Availability Matrices

Vinyl is not available on models with upholstered wrapped backs.
3D Knit Upholstery available only on models with 3D Knit Back.

Upholstery Matrix, continued

Upholstery Matrix, continued

Not every fabric is available on every chair. This matrix gives an overview of the upholstery fabrics that can be specified on each seating product line.

Legend

- = Not available
- = Available
- = Available with exceptions
- Ⓢ = Excluded
- 🌐 = Global palette
- ▶ See specification guide for details.

	Price Group	Collaboration	Mobile Ped Cushion Top - EE, Lateral Tops/2 Seam	Mobile Ped Cushion Top - EE, Lateral Tops/4 Seam
Billiard Multi-Use by Designtex	3	■	■	•
Bo Peep	5	■	■	•
Brisa	6	■	•	■
Buzz2 🌐	1	■	•	•
Chainmail	2	■	■	■
Cogent: Connect 🌐	2	■	•	■
Cogent: Trails	2	■	■	•
Elmosoft Leather	1	•	•	■
Era	1	■	•	■
Foundation	2	■	•	■
Gaja 🌐	3	■	■	•
Jacks Ⓢ	1	■	■	•
Link	1	■	■	•

Tip: Certain fabrics and leathers appear loose with comfort wrinkles when upholstered.
Tip: For the most up to date availability information, please visit finishlibrary.steelcase.com.

Upholstery Matrix, continued

Not every fabric is available on every chair. This matrix gives an overview of the upholstery fabrics that can be specified on each seating product line.

Legend

- = Not available
- = Available
- = Available with exceptions
- Ⓢ = Excluded
- ⊕ = Global palette
- ▶ See specification guide for details.

	Price Group	Collaboration	Mobile Ped Cushion Top - EE, Lateral Tops/2 Seam	Mobile Ped Cushion Top - EE, Lateral Tops/4 Seam
New Black: Bruce	1	■	■	■
New Black: Harley	2	■	■	■
New Black: Henry	1	■	■	■
New Black: Jack	2	■	■	■
New Black: James	2	■	■	■
Redeem	3	■	■	•
Remix ⊕	5	■	■	•
Reply Air Mesh ⊕	NA	■	■	■
Retrieve	3	■	■	•
Silk ⊕	5	■	■	■
Stand In	2	■	•	■
Steelcase Leather Ⓢ	1	■	•	■
Steelcut Trio ⊕	7	■	■	•

Availability
Matrices

Tip: Certain fabrics and leathers appear loose with comfort wrinkles when upholstered.
Tip: For the most up to date availability information, please visit finishlibrary.steelcase.com.

Vertical Surface Fabric Matrix

Vertical Surface Fabric Matrix

Legend

- = Not available
- = Available in both directions
- = Available with exceptions
- Ⓢ = Excluded
- ⊕ = This finish is part of the global surface materials palette. Geographical differences, by product line, may apply.
- ▶ See specification guide for details.

	Price Group	Roll Width	Steelcase																Steelcase Wood						
			Answer	Answer Beam	Answer Fence	B-Free Screens	Bivi Screens & Modesty	Brody 488 Series Lounge Seating - Seat	Brody 488 Series Lounge Seating - Lower Surround & Trim	Brody 488 Series Lounge Seating - Screen	Brody 488 Series Lounge Seating - Footrest	Divisio Side Screens	Elbrook Modesty Panel	Everwall	FrameOne	Impact	Kick Panels	Migration SE Bench	Montage	Ology	Privacy Wall	V.I.A.	Verb Modesty Panel	Aisla	Mackinac Privacy and Modesty Panels
Abacus Ⓢ	1	66"	■	■	•	•	■	•	•	•	•	■	•	■	■	•	■	•	■	•	□	□	•	■	■
Alloy	1	66"	■	■	•	•	•	•	•	•	•	■	•	■	■	•	■	•	■	•	•	•	•	■	■
B-Free Knit Ⓢ	NA	NA	•	•	•	■	•	•	•	•	•	•	•	•	•	•	•	•	•	•	•	•	•	•	•
Bariolage	2	66"	□	■	•	•	•	•	■	•	•	■	•	■	■	•	■	•	■	•	□	■	•	■	■
Billiard Multi-Use by DesignTex	3	54"	■	■	•	■	■	•	•	•	•	■	•	■	■	•	■	•	□	•	•	•	•	■	■
Boccie	1	67"	■	■	•	•	•	•	■	•	•	■	•	■	■	•	■	•	■	•	□	□	•	■	■
Buzz2 Ⓢ	1	54"	■	■	•	■	•	■	■	■	■	■	■	■	■	■	■	■	■	□	□	■	■	■	■
Charm	1	66"	■	■	•	•	•	•	•	•	•	■	•	■	■	•	■	•	■	•	□	□	•	■	■
Code	2	66"	■	■	•	•	■	•	•	•	•	■	•	■	■	•	■	•	■	•	■	■	•	■	•
Cogent: Connect ⊕	2	62"	•	•	•	•	•	•	•	•	•	•	•	•	•	•	•	•	•	•	•	•	•	•	•
Cornice	2	66"	■	•	•	•	•	•	•	•	•	■	•	■	■	•	■	•	■	•	□	■	•	■	■
Dovetail by DesignTex	2	56"	■	■	■	•	■	•	•	•	•	■	■	■	■	•	■	■	■	■	■	■	■	■	•
Flip: Orbit	2	66"	□	■	•	•	•	•	•	•	•	■	•	■	■	•	□	•	□	•	•	•	•	■	■
Flip: TexHex	2	66"	□	■	•	•	•	•	•	•	•	■	•	■	■	•	□	•	□	•	•	•	•	■	■
Fresco	2	66"	■	■	•	•	•	•	■	•	•	■	•	■	■	•	■	•	■	•	□	■	•	■	■
Intersection	2	66"	■	■	•	•	■	•	•	•	•	■	•	■	■	■	■	■	■	■	■	■	•	■	■
Latch	2	66"	■	■	•	•	•	•	•	•	•	■	•	■	■	•	■	•	■	•	□	□	•	■	■
Optic	1	68"	□	■	•	•	•	•	•	•	•	■	•	■	■	•	■	•	■	•	□	□	•	■	■
Pianista	1	66"	□	■	•	•	•	•	•	•	•	■	•	■	■	•	□	•	□	•	•	•	•	■	■
Rhythm	1	66"	■	■	•	•	•	•	•	•	•	■	•	■	■	•	■	•	■	•	•	•	•	■	■
SoftNext	2	55"	■	■	■	•	■	•	•	•	•	■	■	■	■	■	■	■	■	■	■	■	■	■	•
Sprite	A	66"	■	■	•	•	•	•	•	•	•	■	•	■	■	•	■	•	■	•	□	•	•	■	■
Stencil	2	66"	■	■	•	•	■	•	■	■	■	■	■	■	■	■	■	■	■	■	■	■	■	■	■
Tinsel	1	66"	■	■	•	•	•	•	•	•	•	■	•	■	■	•	■	•	■	•	□	•	•	■	•

Tip: Products that are missing from the matrix are not available with these surface materials.
 Tip: For the most up to date availability information, please visit finishlibrary.steelcase.com.
 ▶ See page 110, *Seating Upholstery Matrix*, for fabrics on seating products.

Screen and Tackboard Surfaces Fabric Matrix

Screen and Tackboard Surfaces Fabric Matrix

Legend

- = Not approved
- = Approved
- = Approved with restrictions
- ⊖ = Excluded
- 🌐 = Global palette

	Price Group	Roll Width	Steelcase	Answer	Bivi	Flex	Divisio Side Screens	Groupwork	Kick	Premium - Edge	Premium - Session	Premium - Whiteboard	Sarto Screens	Soffio Screens	Service Mod and Hutch Kits	Universal Privacy Modesty Screens	Umami Screens
Abacus ⊖	1	66"		■	■	■	•	□	□	■	■	•	■	•	□	■	•
Alloy	1	66"		■	•	■	■	□	□	■	■	•	■	•	□	□	•
Ascent	A	59"		•	•	•	•	•	•	•	•	•	•	•	•	•	•
Bariolage	2	66"		■	•	■	■	□	□	□	□	•	■	•	□	•	•
Billiard Multi-Use by DesignTex	3	54"		■	■	■	□	■	■	■	■	■	■	■	□	■	■
Boccie	1	67"		■	•	■	□	□	□	■	■	■	■	•	□	•	•
Buzz2 🌐	1	54"		■	•	■	□	■	□	□	□	■	■	•	□	■	■
Chainmail	2	66"		■	•	•	□	□	□	■	■	•	•	•	□	•	■
Charm	1	66"		□	•	■	□	■	□	■	■	■	■	•	□	•	•
Code	2	66"		■	■	•	■	■	■	•	•	•	•	•	■	■	■
Cogent: Connect 🌐	2	62"		•	□	□	□	■	•	■	■	•	□	•	□	■	■
Cogent: Trails	2	66"		■	•	•	□	□	□	■	■	•	•	•	□	•	■
Era 🌐	1	66"		•	•	•	•	■	•	•	•	•	•	•	•	•	•
Flip: Orbit	2	66"		□	•	■	□	□	□	□	□	■	■	•	□	•	•
Flip: TexHex	2	66"		□	•	■	□	□	□	□	□	■	■	•	□	•	•
Fresco	2	66"		■	•	■	□	□	□	■	■	■	■	•	□	•	•
Intersection	2	66"		■	■	■	■	■	■	•	•	■	■	•	■	■	■
Jacks ⊖	1	66"		■	•	•	□	□	□	■	■	•	•	•	□	•	■
Latch	2	66"		■	•	■	■	■	■	■	•	•	■	•	■	□	•
Link	1	66"		■	□	□	□	□	□	■	■	•	□	•	□	•	■

Tip: The following thin, light colored fabrics are not available on Mackinac towers, Sarto curved screens, or Flex curved screens:

- Abacus – P126 Artifact
- Alloy – P525 Polar, P526 Skim, P528 Tern
- Charm – P505 Shell, P506 Mimosa, P508 Sparkle
- Code – 5FA5 Sea Salt
- Latch – P601 Clam, P603 Zen
- Optic – P541 Twinkle
- Flip: Orbit – 5F91 Blizzard
- Pianista – P420 Sand, P428 Flax
- Sprite – 5541 Snow

Tip: All fabric finishes are not available as standard. Please reference the specification guides for finish availability.

Tip: Latch P600 Seashell is not available on Universal screens.

Screen and Tackboard Surfaces Fabric Matrix, continued

Legend

- = Not approved
- = Approved
- = Approved with restrictions
- Ⓢ = Excluded
- ⊕ = This finish is part of the global surface materials palette. Geographical differences, by product line, may apply.

	Price Group	Roll Width	Steelcase Wood	Currency	Elective Elements	Mackinac
Abacus Ⓢ	1	66"		■	□	■
Alloy	1	66"		■	□	■
Ascent	A	59"		•	•	•
Bariolage	2	66"		■	□	■
Billiard Multi-Use by Designtex	3	54"		■	□	■
Boccie	1	67"		■	□	■
Buzz2 ⊕	1	54"		■	□	■
Chainmail	2	66"		•	•	•
Charm	1	66"		■	□	■
Code	2	66"		■	■	•
Cogent: Connect ⊕	2	62"		■	□	□
Cogent: Trails	2	66"		•	•	•
Era ⊕	1	66"		•	•	•
Flip: Orbit	2	66"		■	□	■
Flip: TexHex	2	66"		■	□	■
Fresco	2	66"		■	□	■
Intersection	2	66"		•	■	■
Jacks Ⓢ	1	66"		•	•	•
Latch	2	66"		■	■	■
Link	1	66"		•	•	□

Tip: The following thin, light colored fabrics are not available on Mackinac towers, Sarto curved screens, or Flex curved screens:

- Abacus – P126 Artifact
- Alloy – P525 Polar, P526 Skim, P528 Tern
- Charm – P505 Shell, P506 Mimosa, P508 Sparkle
- Code – 5FA5 Sea Salt
- Latch – P601 Clam, P603 Zen
- Optic – P541 Twinkle
- Flip: Orbit – 5F91 Blizzard
- Pianista – P420 Sand, P428 Flax
- Sprite – 5541 Snow

Tip: All fabric finishes are not available as standard. Please reference the specification guides for finish availability.

Tip: Latch P600 Seashell is not available on Universal screens.

Screen and Tackboard Surfaces Fabric Matrix, continued

Screen and Tackboard Surfaces Fabric Matrix, continued

Legend

- = Not approved
- = Approved
- = Approved with restrictions
- ⓔ = Excluded

	Price Group	Roll Width	Steelcase	Answer	Bivi	Flex	Divisio Side Screens	Groupwork	Kick	Premium - Edge	Premium - Session	Premium - Whiteboard	Sarto Screens	Soffio Screens	Service Mod and Hutch Kits	Universal Privacy Modesty Screens	Umami Screens	
New Black: Bruce	1	56"		•	■	•	•	•	■	•	•	•	•	•	•	•	•	■
New Black: Harley	2	56"		•	■	•	•	•	■	•	•	•	•	•	•	•	•	■
New Black: Henry	1	56"		•	■	•	•	•	■	•	•	•	•	•	•	•	•	■
New Black: Jack	2	56"		•	•	•	•	•	■	•	•	•	•	•	•	•	•	■
New Black: James	2	56"		•	■	•	•	•	•	•	•	•	•	•	•	•	•	■
Optic	1	68"		□	•	■	□	■	□	■	■	•	■	•	□	•	•	
Pianista	1	66"		□	•	■	□	□	□	□	□	■	■	•	□	•	•	
Redeem	3	56"		■	•	•	□	□	□	■	■	•	•	•	□	•	•	■
Retrieve	3	66"		□	•	•	□	□	□	■	■	•	•	•	□	•	•	■
Sprite	A	66"		□	•	■	□	■	□	■	■	■	■	•	□	•	•	
Stencil	2	66"		■	■	■	■	■	■	■	■	•	■	•	•	•	■	■
Tinsel	1	66"		□	•	•	□	■	□	■	■	■	•	•	□	•	•	

Tip: The following thin, light colored fabrics are not available on Mackinac towers, Sarto curved screens, or Flex curved screens:

- Abacus – P126 Artifact
- Alloy – P525 Polar, P526 Skim, P528 Tern
- Charm – P505 Shell, P506 Mimosa, P508 Sparkle
- Code – 5FA5 Sea Salt
- Latch – P601 Clam, P603 Zen
- Optic – P541 Twinkle
- Flip: Orbit – 5F91 Blizzard
- Pianista – P420 Sand, P428 Flax
- Sprite – 5541 Snow

Tip: All fabric finishes are not available as standard. Please reference the specification guides for finish availability.

Tip: Latch P600 Seashell is not available on Universal screens.

Screen and Tackboard Surfaces Fabric Matrix, continued

Legend

- = Not approved
- = Approved
- = Approved with restrictions
- ⊖ = Excluded

	Price Group	Roll Width	Steelcase Wood	Currency	Elective Elements	Mackinac Tower Shroud
New Black: Bruce	1	56"	•	•	•	•
New Black: Harley	2	56"	•	•	•	•
New Black: Henry	1	56"	•	•	•	•
New Black: Jack	2	56"	•	•	•	•
New Black: James	2	56"	•	•	•	•
Optic	1	68"	■	□	■	■
Pianista	1	66"	■	□	■	■
Redeem	3	56"	•	•	•	•
Retrieve	3	66"	•	□	•	•
Sprite	A	66"	•	□	■	■
Stencil	2	66"	•	■	■	■
Tinsel	1	66"	■	□	•	•

Tip: The following thin, light colored fabrics are not available on Mackinac towers, Sarto curved screens, or Flex curved screens:

- Abacus – P126 Artifact
- Alloy – P525 Polar, P526 Skim, P528 Tern
- Charm – P505 Shell, P506 Mimosa, P508 Sparkle
- Code – 5FA5 Sea Salt
- Latch – P601 Clam, P603 Zen
- Optic – P541 Twinkle
- Flip: Orbit – 5F91 Blizzard
- Pianista – P420 Sand, P428 Flax
- Sprite – 5541 Snow

Tip: All fabric finishes are not available as standard. Please reference the specification guides for finish availability.

Tip: Latch P600 Seashell is not available on Universal screens.



Test Standards and Technical Information

Steelcase maintains high standards for surface materials through extensive testing conducted in our own and independent laboratories. Our materials meet or exceed all industry standards. We are committed to providing materials of the highest quality that preserve the safety and well-being of our customers.

Test Standards	130
Vertical Surface Fabric Technical Information	136
Seating Upholstery Technical Information	140

Test Standards

All Steelcase surface materials are tested to ensure that they meet or exceed all appropriate industry and Steelcase standards. Through testing, we are able to offer our warranty with confidence, knowing that our products are of the highest quality.

Whenever possible, testing is done in Steelcase facilities. Independent test labs, such as Underwriters Laboratories, are contracted to perform tests which require special testing facilities or independent verification of results.

Taber Abrasion Test	▶ Page 130
Wyzenbeek Abrasion Test	▶ Page 130
ASTM E-84, Flammability Test	▶ Page 131
California Technical Bulletin 133	▶ Page 131
California Technical Bulletin 117–2013	▶ Page 131
Weight of Woven Fabric Test	▶ Page 131
Colorfastness to Crocking	▶ Page 132
Colorfastness to Light	▶ Pages 132, 134
ACT Textile Performance Guidelines	▶ Page 132
Flame Resistance	▶ Page 133
Colorfastness to Wet and Dry Crocking	▶ Page 133
Physical Properties	▶ Page 134
Abrasion	▶ Page 135

Taber Abrasion Test

Purpose: To establish that Steelcase standard textiles meet or exceed industry standards for wear.

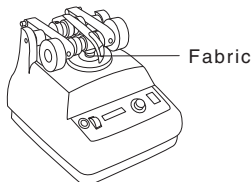
General Description: The Taber Abrasion test is used in the contract furniture industry, but not as often as the Wyzenbeek test.

The test measurement is given in cycles, which indicate how many abrasive revolutions can be applied to a fabric before the first yarn or fibers begin to break.

The Taber Abrasion test is used both for seating upholstery and vertical surface fabrics.

- Steelcase seating upholstery fabrics must pass a minimum of 300 cycles. Many Steelcase fabrics have Taber readings that are much higher, indicating a high capacity for wear.

- Steelcase vertical surface fabrics must pass a minimum of 150 cycles. These fabrics are not subject to the same degree of wear as seating upholstery, and a Taber reading of 150 cycles is acceptable.



The Taber abrasion tester is used for vertical surface textiles to test fabric wear.

Procedure: The test is performed on a Taber Abrasion machine. A square of the fabric to be tested is mounted on a flat, circular specimen holder, which is then rotated against a pair of abrasive wheels. A vacuum system removes abraded particles, and a counter indicates the number of revolutions completed. After a predetermined number of revolutions (or cycles), the specimen is removed and examined for pilling and wear under a microscope. The number of cycles is increased until the sample shows signs of yarn or fabric wear.

Test Results:

▶ See pages 136–145 for test results for specific fabrics.

Testing Facility: Tests are performed in the Steelcase laboratories.

Wyzenbeek Abrasion Test

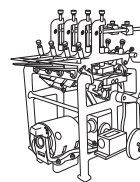
Purpose: To establish that Steelcase standard textiles meet or exceed industry standards for wear.

General Description: The Wyzenbeek test is the most commonly used abrasion test in the contract furniture industry. Steelcase seating fabrics are tested with this method to meet all industry standards.

The test measurement is given in double rubs, which indicate how many abrasions can be applied to the fabric before it begins to show loose threads or other signs of obvious wear.

The Wyzenbeek Abrasion test is primarily for seating upholstery fabrics, but it can also be used to test vertical surface fabrics.

- Steelcase vertical surface fabrics are tested with the Taber Abrasion test only.



Wyzenbeek Abrasion test is the most common abrasion test used in the contract textile industry. Steelcase uses the Wyzenbeek method for seating upholstery to test fabric wear.

Procedure: Four specimens of the fabric to be tested are mounted on a foam substrate. Each sample is rubbed by an abrading surface on an oscillating cylinder. The abrading surface is wire screen mesh or cotton duck. Two specimens are tested in the warp direction, and two are tested in the fill direction.

A counter indicates the number of double rubs (cycles) completed. The specimen is examined for wear at 3,000 double rub intervals. Testing continues until the sample shows signs of wear.

Steelcase performs this test using cotton duck cloth; results for wire screen mesh tests are available on request.

Test Results:

► See pages 136–145 for test results for specific fabrics.

Testing Facility: Tests are performed in either the Steelcase laboratories or independent laboratories.

ASTM E-84, Flammability Test

ASTM E-84/UL 723

Purpose: To establish that Steelcase vertical surface fabrics meet or exceed industry standards for fire safety. Important: This is a complete product assembly test. Therefore, an individual fabric alone is not tested by this test method.

General Description: The Flammability ASTM E-84 test determines the comparative burning behavior of exposed vertical surface textiles on assembled products. The test measurement is given as the maximum distance and time a flame travels across an ignited sample and the extent that smoke is generated.

All Steelcase vertical surface fabrics are tested, and must meet or exceed the UL or Building Code standard. When COM fabrics are specified, Steelcase makes no claims of flammability resistance and assumes no liability, unless the fabrics are tested in UL laboratories. Steelcase will not apply any vertical surface fabrics to products unless they meet UL requirements.

Procedure: Textiles are tested on actual products.

A vertical surface textile sample is placed on the product in a fire test chamber 25 feet long. Two gas burners then deliver flames upward against the surface of the sample. The fabric is allowed to burn for ten minutes and is observed through windows in the chamber's sides.

Test Results:

► See pages 136–145 for test results for specific fabrics.

Testing Facility: Tests are performed in independent laboratories.

California Technical Bulletin 133

Purpose: To establish which Steelcase seating model combinations and standard upholstery meet California Technical Bulletin 133 (TB 133) requirements. Important: This is a complete product assembly test. Therefore, an individual fabric is not TB 133 approved.

General Description: California Technical Bulletin 133 (TB 133) is a full scale fire test for seating products manufactured for use in certain public buildings. The test measures the amount of heat generated and the rate at which it is generated. In addition smoke opacity, carbon monoxide generation, and temperature are measured in the test room, as well as the weight loss of the product being tested. Test criteria have been developed that set limits on each of the measurements that are listed.

When COM fabrics are specified, Steelcase makes no claims of flammability resistance and assumes no liability unless the fabrics and seating model are evaluated in independent laboratories.

Procedure: TB 133 tests furniture that includes all of its essential features. A finished piece of furniture is placed in a test room and ignited by a gas ignition burner.

Testing Facility: Tests are performed in independent laboratories.

California Technical Bulletin 117-2013

Purpose: To establish that all standard Steelcase seating textiles meet or exceed industry standards for flammability.

General Description: This is a simple test that takes place in a standard flammability cabinet. All Steelcase textiles must pass this test. When COM fabrics are specified, Steelcase makes no claims of flammability resistance and assumes no liability, unless the fabrics are tested in Steelcase laboratories.

Procedure: The material is evaluated by placing the fabric over standard polyurethane foam. A lighted cigarette is placed in the crevice formed by the vertical back and horizontal seat cushion. Smoldering resistance is measured by certain criteria to determine compliance.

Testing Facility: Tests are performed in the Steelcase laboratories and independent laboratories.

Weight of Woven Fabric Test

Purpose: To determine the weight of fabrics per linear yard.

General Description: Steelcase weighs woven fabrics to ensure that they meet or exceed industry standards and to ensure product consistency. Fabric weights may vary slightly from lot to lot due to production and processing variations.

Procedure: Fabric is cut to a one square foot size, folded, weighed to the nearest 0.1 ounce, and the weight is recorded. Weighing occurs under standard controlled conditions for temperature and humidity.

Test Results:

► See pages 136–145 for test results for specific fabrics.

Testing Facility: Tests are performed in the Steelcase laboratories.

Colorfastness to Crocking

Purpose: To establish that the dyes from textiles will not be transferred to other surfaces, such as clothing and other surfaces in the environment, by rubbing or repeated contact.

General Description: This test is applicable to all colored textiles, whether dyed, printed, or otherwise colored. Steelcase tests fabrics for two types of crocking: dry (color transfer from a dry specimen) and wet (color transfer from a specimen that has been saturated with distilled water).

All Steelcase standard textiles meet or exceed industry standards for wet and dry crocking.

Procedure: The colorfastness to crocking tests require two samples of the fabric to be tested (one sample each for the dry and wet tests). Both tests use a standard crockmeter, which holds the sample in place and then rubs it against a white test cloth, for 10 rubs, under controlled conditions.

In the dry crocking test, the sample white cloth is removed at the completion of the test, and any color that has transferred to it is assessed by comparison with the AATCC (American Association of Textile Chemists and Colorists) Chromatic Transference Scale or Grey Scale for Staining.

The same procedure is followed for the wet crocking test, only a specific portion of the test sample is saturated with distilled water before the rubs begin. At the completion of the test the white cloth is removed and allowed to dry before comparison with the AATCC Chromatic Transference Scale or Grey Scale for Staining.

Test Results: Test results are available on request.

Testing Facility: Tests are performed in the Steelcase laboratories.

Colorfastness to Light

Purpose: To establish that Steelcase standard textiles will retain their color after continuous exposure to light.

General Description: The colorfastness to light test is applicable to all Steelcase standard textiles and for colorants, finishes, and treatments applied to textile materials.

Colorfastness for all Steelcase textiles is Class 4 or better, which meets or exceeds industry standards.

Procedure: The colorfastness to light test requires one sample of the fabric to be tested. The specimen is mounted on a holder and a portion of it is covered, to provide comparison to the exposed area. The specimen is then continuously exposed to the light of a carbon arc lamp with a specified output of ultraviolet light at a controlled distance for 40 hours. At the completion of the test the specimen is uncovered, removed, and examined for visible fade.

Test Results:

▶ See pages 136–145 for test results for specific fabrics.

Testing Facility: Tests are performed in the Steelcase laboratories.

ACT Textile Performance Guidelines

The Association for Contract Textiles addresses issues related to contract fabrics. ACT member companies focus their business on the contract interiors market. This market is important to Steelcase and we are an associate member of the Association for Contract Textiles.

Steelcase supports the Association for Contract Textiles performance guidelines. The surface materials sampling program shows the ACT symbols because our materials meet or exceed the ACT performance guidelines. Steelcase materials are tested to meet Steelcase test standards and the ACT performance guidelines.



The six symbols give end-users performance information in a visual way.

▶ See pages 133–135 for the product application, the minimum test criteria that the materials pass, and a description of the tests. This information comes from the *ACT Textile Performance Guidelines Booklet*.

Flame Resistance



Upholstery—Woven Fabrics

Passes:

California Technical Bulletin 117–2013
Section 1*

Upholstery—Coated Fabrics

Passes:

California Technical Bulletin 117–2013
Section 1*

Panels

Passes:

ASTM E 84 (unadhered method) – Class A
or Class 1

Flame resistance refers to a fabric's ability to resist burning.

The flammability test is dictated by the end-use for the fabric.

The two testing methods most commonly used to measure flame resistance are the Tunnel Test (ASTM E-84) and the Cover Fabric Test (used by California Technical Bulletin 117–2013).

In the Tunnel Test, the fabric to be evaluated is clamped (unadhered method) or glued (adhered method) to a substrate. The substrate is placed on the ceiling of the test chamber and ignited by a flame from below. The fabric sample is then evaluated for the density of the smoke formed, the amount of the fuel contributed and the extent of the flame spread. Based on these factors, a rating is established.

To establish that Steelcase vertical surface fabrics meet or exceed industry standards for fire safety, complete product assemblies are tested. Although the ACT testing guidelines are based on testing fabric alone, Steelcase does not test individual fabric alone by this method.

In the Cover Fabric Test, the fabric to be evaluated is placed over standard polyurethane foam and a lighted cigarette is placed in the crevice formed by the vertical back and horizontal seat cushions. Smoldering resistance is measured by the following criteria:

- 1 Smoldering cannot exceed 45 minutes of test duration
- 2 Vertical char length cannot exceed 1.8 inches (45 mm)
- 3 Mock-up specimen cannot transition into open flame

Testing is completed in triplicate and all three mock-up specimens must meet all three criteria in order for the cover fabric to pass the Section 1 test.

*Per the California Bureau of Electronic and Appliance Repair, Home Furnishings and Thermal Insulation, and the Association of Contract Textiles, existing fabrics (prior to January 1, 2015) that were tested under a similar test method (ASTM, UFAC, or NFPA 260) and passed can be used in upholstered furniture and are not subject to additional testing.

Colorfastness to Wet and Dry Crocking



Upholstery—Woven Fabrics

Passes:

AATCC 8 Dry Crocking, Class 4 minimum
Wet Crocking, Class 3 minimum

Upholstery—Coated Fabrics

Passes:

AATCC 8 Dry Crocking, Class 4 minimum
Wet Crocking, Class 4 minimum

Panels

Passes:

AATCC 8, Class 3 minimum

Colorfastness is a fabric's ability to retain color in various conditions.

Crocking refers to the rubbing off of color from a fabric when subjected to abrasion.

To measure for colorfastness to crocking, the fabric to be tested is rubbed with squares of white cotton fabric (both wet and dry) under controlled pressure for a specified number of times. The amount of color transferred to the white test squares is matched to a control chart and a rating is established.

Class 5 = no color transfer

Class 1 = high degree of color transfer

Colorfastness to Light



Upholstery—Woven Fabrics

Passes:

AATCC 16 Option 1 or 3 Class 4 minimum at 40 hours

Upholstery—Coated Fabrics

Passes:

AATCC 16 Option 1 or 3 or ASTM D4329 Class 4 minimum at 200 hours

Panels

Passes:

AATCC 16A or AATCC 16E Class 4 minimum at 40 hours

Colorfastness to light refers to a fabric's ability to resist fading when exposed to light.

To measure for colorfastness to light, the fabric to be tested is exposed under specific conditions to a controlled light source which simulates the sun's rays. At timed intervals, the test swatch is compared to a gray scale and the degree of fading is rated.

Class 5 = no fading
Class 1 = high degree of fading

Physical Properties



Upholstery—Woven Fabrics

Passes:

Brush pill ASTM D3511, Class 3 minimum

Passes:

Breaking strength ASTM D5034 (Grab Test) 50 pounds minimum in warp and filling

Passes:

Seam strength ASTM D4034 25 pounds minimum in warp and filling

Upholstery—Coated Fabrics

Passes:

Adhesion of Coating ASTM D751 Sections 45-48, 3 lbf/in minimum

Passes:

Tear Strength – Tongue Tear ASTM D2261 – Knits & Woven Substrates, 4x4 lbs
Or
Trap Tear ASTM D5733 - Nonwoven substrates and Nonwoven composites, 15x15 lbs

Passes:

Hydrolysis Resistance – Applicable to Polyurethanes only. ISO1419 (Tropical Test Method C), 5 weeks. Visual Evaluation for no cracking, peeling, or delamination.

Panels

Passes:

Breaking strength D5034 Grab Test 35 pounds minimum in warp and filling

Passes:

Seam strength ASTM D3597-D434 25 pounds minimum in warp and filling

Pilling is the formation of fuzzy balls on the surface of a fabric. Pilling occurs when loose fibers in the fabric are worked to the surface after the fabric is subjected to abrasion.

The Brush Pill Test uses nylon bristles to rub the surface of the fabric to be tested for a specific amount of time. The number of balls or pills that form on the surface of the fabric are counted and the fabric is evaluated in a 1 to 5 rating system.

Class 5 = no pilling
Class 1 = severe pilling

Breaking strength measures a fabric's ability to resist tearing or breaking when subjected to tension.

To evaluate breaking strength, the fabric to be tested is gripped by clamps at one end while weight is applied to pull it from the other end. This test is performed in both the warp and the filling directions. The number of pounds required to cause the fabric to break or tear determines the rating.

Seam strength refers to the condition when fabrics pull apart at a sewn seam.

To measure a fabric's ability to resist seam slippage, a seam is sewn in the fabric to be tested. These sewn fabrics are then clamped at one end and pulled by weights at the other end. The test is performed in both the warp and filling directions. The weight is increased until the seam separates a specified distance. The number of pounds required to cause this separation determines the fabric's rating.

Adhesion of coating is the measurement of the force required to separate the coatings from the substrate.

Tear strength is the measurement of stress exerted to rip the fabric under tension.

Hydrolysis resistance is the evaluation of a polyurethane fabric's ability to withstand exposure to extended periods of heat and humidity.

Abrasion



General Contract Upholstery— Woven Upholstery

Passes: **d**

ASTM 3597 modified (#10 cotton duck)

Passes:

15,000 double rubs Wyzenbeek method

Heavy Duty Upholstery— Woven Upholstery

Passes: **A**

ASTM 3597 modified (#10 cotton duck)

Passes:

30,000 double rubs Wyzenbeek method

Heavy Duty Upholstery— Coated Upholstery

Passes: **A**

ASTM D4157 (ACT approved Cotton Duct
#10 or wire screen)

Passes:

50,000 double rubs Wyzenbeek method

Abrasion resistance is the ability of a fabric to withstand surface wear from rubbing.

Wyzenbeek test method (modified)

The fabric to be tested is pulled taut and rubbed in both the warp and filling directions using a piece of cotton duck fabric as the abradant. The number of cycles, or double rubs endured before the fabric shows “noticeable wear” is counted. This number determines the fabric’s abrasion rating.

15,000 double rubs = general contract upholstery

30,000 double rubs = heavy duty upholstery

Please Note:




Multiple factors affect fabric durability and appearance retention, including end-user application and proper maintenance.

Wyzenbeek results above 100,000 double rubs have not been shown to be a reliable indicator of increased fabric lifespan.

Vertical Surface Fabric Technical Information

Steelcase Surfaces

Steelcase Textiles


Abacus 	▶ Page 137
Alloy	▶ Page 137
Bariolage	▶ Page 137
B-Free Knit 	▶ Page 137
Billiard Multi-Use by Designtex	▶ Page 137
Boccie	▶ Page 137
Buzz2 	▶ Page 137
Charm	▶ Page 137
Code	▶ Page 137
Dovetail by Designtex	▶ Page 137
Flip: Orbit	▶ Page 138
Flip: TexHex	▶ Page 138
Fresco	▶ Page 138
Intermix	▶ Page 138
Intermix Opaque	▶ Page 138
Intermix Shift	▶ Page 138
Intersection	▶ Page 138
Latch	▶ Page 138
Optic	▶ Page 138
Pianista	▶ Page 138
Quantum Mesh	▶ Page 139
Rhythm	▶ Page 139
SoftNext	▶ Page 139
Sprite	▶ Page 139
Stencil	▶ Page 139
Tinsel	▶ Page 139














Application



Systems, casegoods, and architecture.

▶ See page 122, *Vertical Surface Fabric Matrix*, for product line availability.

 = Excluded

 = This pattern is part of the global surface materials palette. Geographical differences, by product line, may apply.

	Abacus 	Alloy	Bariolage	B-Free Knit 	Billiard Multi-Use by Designtex
Price Group	1	1	2	N.A.	3
Content	100% polyester	100% polyester (antimony free yarn**)	100% pre-consumer recycled polyester	100% polyester	100% polyester
Backing	Acrylic	None	None	None	None
Topical Finish	None	None	Light dip coat	None	None
Construction	Jacquard weave	Jacquard weave	Dobby weave	Knit	Dobby weave
Width	66"	66"	66"	N.A.	54"
Repeat Size	24.5" vertical x 14.4" horizontal	None	2.15" vertical x 3.33" horizontal	None	None
Type of Dyeing	Yarn	Jet	Yarn	Yarn	Yarn
Abrasion Taber	300 cycles	400 cycles	400 cycles	60,000 double rubs	2,500 cycles min
Colorfastness	Class 4	Class 4	Class 4	Class 4-5	Class 4 or better
Cleaning Code	WS	WS	WS	WS	WS
Fabric Weight	Approximately 9.1 ounces per linear yard	Approximately 9.97 ounces per linear yard	Approximately 13 ounces per linear yard	33 ounces per linear yard	Approximately 14.9 ounces per linear yard
Origin	Canada	USA	Canada	Canada	Taiwan
ACT Symbols					
Warranty	12 years	12 years	12 years	12 years	12 years
	Boccie	Buzz2 	Charm	Code	Dovetail by Designtex
Price Group	1	1	1	2	2
Content	100% pre-consumer recycled polyester	100% polyester (antimony free yarn**)	100% pre-consumer recycled polyester	60% pre-consumer recycled polyester, 40% post-consumer recycled polyester	63% PC Recycled Polyester, 37% Polyester
Backing	None	None	None	None	None
Topical Finish	Polyester dip coat	None	Light dip coat	None	None
Construction	Dobby weave	Dobby weave	Jacquard weave	Jacquard weave	Dobby weave
Width	67"	54"	66"	66"	56"
Repeat Size	0.29" vertical x 0.29" horizontal	None	1.57" vertical x 13.53" horizontal	15.8" vertical x 16.8" horizontal	None
Type of Dyeing	Yarn	Piece	Yarn	Beam and package	Piece Dyed
Abrasion Taber	600 cycles	900 cycles	400 cycles	150 cycles	4500 cycles
Colorfastness	Class 4	Class 4	Class 4	Class 4.5	Class 4.5
Cleaning Code	WS	W	WS	WS	WS
Fabric Weight	Approximately 9.8 ounces per linear yard	Approximately 14.5 ounces per linear yard	Approximately 10 ounces per linear yard	Approximately 15 ounces per linear yard	Approximately 20 ounces per linear yard
Origin	Canada	USA	Canada	USA	Mexico
ACT Symbols					
Warranty	12 years	12 years	12 years	12 years	12 years

 = Excluded
 = This pattern is part of the global surface materials palette.
 Geographical differences, by product line, may apply. Global colors are noted by this globe symbol.

Vertical Surface Fabric Technical Information, Steelcase Surfaces, continued

	Flip: Orbit	Flip: TexHex	Fresco	Intermix	Intermix Opaque
Price Group	2	2	2	1	3
Content	58% pre-consumer recycled polyester, 42% post-consumer recycled polyester	83% pre-consumer recycled polyester, 17% post-consumer recycled polyester	80% pre-consumer recycled polyester, 20% post-consumer recycled polyester	70% polyester, 30% nylon	70% polyester, 30% nylon
Backing	None	None	None	None	None
Topical Finish	None	None	None	None	None
Construction	Jacquard weave	Jacquard weave	Jacquard weave	Knit	Knit
Width	66"	66"	66"	52"	52"
Repeat Size	9" vertical x 8.25" horizontal	29.44" vertical x 16.5" horizontal	17.88" vertical	None	None
Type of Dyeing	Yarn	Yarn	Yarn	Yarn	Yarn
Abrasion Taber	100 cycles	100 cycles	200 cycles	N.A.	N.A.
Colorfastness	Class 4	Class 4	Class 4	Class 5	Class 4.5
Cleaning Code	S	S	S	WS	WS
Fabric Weight	Approximately 16 ounces per linear yard	Approximately 16 ounces per linear yard	Approximately 11.1 ounces per linear yard	14.1 ounces per linear yard	19.6 ounces per linear yard
Origin	USA	USA	USA	Germany	Germany
ACT Symbols					
Warranty	12 years	12 years	12 years	12 years	12 years
	Intermix Shift	Intersection	Latch	Optic	Pianista
Price Group	2	2	2	1	1
Content	70% polyester, 30% nylon	50% seaqual post-consumer recycled polyester, 20% post-consumer recycled polyester, 30% virgin polyester	60% post-consumer recycled polyester, 40% pre-consumer recycled polyester	70% pre-consumer recycled polyester, 30% post-consumer recycled polyester	100% pre-consumer recycled polyester
Backing	None	None	None	None	None
Topical Finish	None	None	None	None	Light dip coat
Construction	Knit	Jacquard weave	Jacquard weave	Jacquard weave	Jacquard weave
Width	52"	66"	66"	68"	66"
Repeat Size	None	8.75" vertical x 12.4" horizontal	.25" vertical x .25" horizontal	22.7" vertical x 16.5" horizontal	9.71" vertical x 14.03" horizontal
Type of Dyeing	Yarn	Piece	Beam / Yarn	Yarn	Yarn
Abrasion Taber	N.A.	500 cycles	300 cycles	200 cycles	300 cycles
Colorfastness	Class 5	Class 4	Class 4	Class 4	Class 4
Cleaning Code	WS	WS	S	WS	WS
Fabric Weight	11.8 ounces per linear yard	Approximately 13.9 ounces per linear yard	12.27 ounces per linear yard	Approximately 9.4 ounces per linear yard	Approximately 7.47 ounces per linear yard
Origin	Germany	USA	USA	USA	Canada
ACT Symbols					
Warranty	12 years	12 years	12 years	12 years	12 years

	Quantum Mesh	Rhythm	SoftNext	Sprite	Stencil
Price Group	1	1	2	A	2
Content	42% polyester, 58% Co polyester Elastomer	74% pre-consumer recycled polyester, 26% post-consumer recycled polyester	100% post-consumer polyester	95% pre-consumer recycled polyester, 5% post-consumer recycled polyester	100% post-industrial recycled polyester
Backing	None	Polyester	None	None	None
Topical Finish	None	None	None	None	Needle punch
Construction	Woven	Jacquard weave	KA	Dobby weave	Jacquard weave
Width	70"	66"	55"	66"	66"
Repeat Size	None	31.85" vertical x 16.5" horizontal	None	.83" vertical x .26" horizontal	43" vertical x 16" horizontal
Type of Dyeing	Yarn dyed	Yarn	Yard Dyed	Package	Yarn
Abrasion Taber	3500 cycles	200 cycles	N.A.	150 cycles	500 cycles
Colorfastness	Class 4	Class 4	Class 4.5	Class 4	Class 5
Cleaning Code	W	S	WS	WS	WS
Fabric Weight	Approximately 13 ounces per linear yard	Approximately 12.1 ounces per linear yard	Approximately 13.87 ounces per linear yard	Approximately 10.8 ounces per linear yard	Approximately 17.8 ounces per linear yard
Origin	USA	USA	Lithuania	USA	Canada
ACT Symbols					
Warranty	5 years	12 years	12 years	5 years	12 years
	Tinsel				
Price Group	1				
Content	100% pre-consumer recycled polyester				
Backing	None				
Topical Finish	Light dip coat				
Construction	Jacquard weave				
Width	66"				
Repeat Size	0.25" vertical x 0.15" horizontal				
Type of Dyeing	Warp: natural Fill: natural and package				
Abrasion Taber	400 cycles				
Colorfastness	Class 4				
Cleaning Code	WS				
Fabric Weight	Approximately 7.83 ounces per linear yard				
Origin	Canada				
ACT Symbols					
Warranty	12 years				

Test Standards and
Technical Info

Seating Upholstery Technical Information

Steelcase Surfaces

Woven/Knit Materials

Billiard Multi-Use by Designtex	▶ Page 141
Bo Peep	▶ Page 141
Buzz2	▶ Page 141
Chainmail	▶ Page 141
Cogent: Connect	▶ Page 141
Dovetail by Designtex	▶ Page 141
Era	▶ Page 141
Gaja	▶ Page 141
Jacks	▶ Page 141
Link	▶ Page 141
New Black: Bruce	▶ Page 142
New Black: Harley	▶ Page 142
New Black: Henry	▶ Page 142
New Black: Jack	▶ Page 142
New Black: James	▶ Page 142
Redeem	▶ Page 142
Remix	▶ Page 142
Retrieve	▶ Page 142
Silk	▶ Page 142
SoftNext	▶ Page 142
Steelcut Trio	▶ Page 143

Leather/Coated Materials

Brisa	▶ Page 144
Café	▶ Page 144
Elmosoft Leather	▶ Page 144
Foundation	▶ Page 144
Stand In	▶ Page 144
Steelcase Leather	▶ Page 144

Other Upholstery

3D Knit	▶ Page 145
3D Microknit	▶ Page 145
Connect 3D	▶ Page 145
QiVi Net	▶ Page 145
Reply Air Mesh	▶ Page 145

E = Excluded

⊗ = This pattern is part of the global surface materials palette. Geographical differences, by product line, may apply.

Application

Seating

▶ See page 110, *Seating Upholstery Matrix*, for product line availability.

	Billiard Multi-Use by Designtex	Bo Peep	Buzz2 🌐	Chainmail	Cogent: Connect 🌐
Price Group	3	5	1	2	2
Content	100% polyester	100% wool	100% polyester (antimony free yarn)	100% post consumer recycled polyester*	100% antimony free polyester*
Backing	None	None	None	None	None
Topical Finish	None	None	None	None	None
Construction	Dobby weave	Dobby weave	Dobby weave	Dobby weave	Circular knit
Width	54"	54"	54"	54"	62"
Repeat Size	None	None	None	013" vertical x 0.25" horizontal	None
Type of Dyeing	Yarn	Piece	Piece	Piece	Jet
Wyzenbeek	60,000 double rubs	90,000 cycles Martindale Method	100,000 double rubs	100,000 double rubs	100,000 double rubs
Colorfastness	Class 4 or better	Class 4	Class 5	Class 4	Class 4
Cleaning Code	WS	S	WS	WS	WS
Fabric Weight	Approximately 14.9 ounces per linear yard	Approximately 27 ounces per linear yard	Approximately 18 ounces per linear yard	Approximately 16.4 ounces per linear yard	Approximately 16.4 ounces per linear yard
Soil Retardant	Available with upcharge	Available with upcharge	Available with upcharge	Available with upcharge	Available with upcharge
Origin	Taiwan	Brazil	USA	USA	USA
Flame Retardant Chemicals***	No	No	No	No	No
ACT Symbols	🔥 🍷 🌟 ☆ A	🔥 🍷 🌟 ☆ A	🔥 🍷 🌟 ☆ A	🔥 🍷 🌟 ☆ A	🔥 🍷 🌟 ☆ A
Warranty	12 years	12 years	12 years	12 years	12 years
	Dovetail by Designtex	Era	Gaja 🌐	Jacks Ⓜ	Link
Price Group	2	1	3	1	1
Content	63% PC Recycled Polyester, 37% Polyester	100% polyester (antimony free yarn)	100% wool	100% polyester	100% polyester
Backing	None	None	None	Polybinder	Polyester
Topical Finish	None	None	None	Soil retardant	Soil retardant
Construction	Dobby weave	Dobby weave	Dobby weave	Jacquard weave	Dobby weave
Width	56"	54"	55"	54"	54"
Repeat Size	None	None	None	0.13" vertical x 0.13" horizontal	0.19" vertical 0.25" horizontal
Type of Dyeing	Piece dyed	Piece	Piece	Piece	Piece
Wyzenbeek	100,000 double rubs	100,000 double rubs	40,000 cycles, Martindale	50,000 double rubs	55,000 double rubs
Colorfastness	Class 4.5	Class 5	Class 4	Class 4	Class 4
Cleaning Code	WS	WS	S	WS	WS
Fabric Weight	Approximately 20 ounces per linear yard	Approximately 18 ounces per linear yard	Approximately 16.10 ounces per linear yard	Approximately 9.08 ounces per linear yard	Approximately 9 ounces per linear yard
Soil Retardant	Available with upcharge	Available with upcharge	Available with upcharge	Pretreated	Pretreated
Origin	Mexico	USA	Lithuania	USA	USA
Flame Retardant Chemicals***	No	No	No	No	No
ACT Symbols	🔥 🍷 🌟 ☆ A	🔥 🍷 🌟 ☆ A	🔥 🍷 🌟 ☆ A	🔥 🍷 🌟 ☆ A	🔥 🍷 🌟 ☆ A
Warranty	12 years	12 years	5 years	5 years	5 years

***Flame retardant chemicals are chemical or chemical compounds for which a functional use is to resist or inhibit the spread of fire that is present in any covered product.

🌐 = This pattern is part of the global surface materials palette. Geographical differences, by product line, may apply. Global colors are noted by this globe symbol. Ⓜ = Excluded







Seating Upholstery Technical Information, Steelcase Surfaces, continued

	New Black: Bruce	New Black: Harley	New Black: Henry	New Black: Jack	New Black: James
Price Group	1	2	1	2	2
Content	100% post-consumer recycled polyester	100% post-consumer recycled polyester	100% post-consumer recycled polyester	100% post-consumer recycled polyester	100% post-consumer recycled polyester
Backing	None	None	None	None	None
Topical Finish	None	None	None	None	None
Construction	Jacquard weave	Jacquard weave	Jacquard weave	Jacquard weave	Jacquard weave
Width	56"	56"	56"	56"	56"
Repeat Size	0.33" vertical x 0.96" horizontal	0.34" vertical x 0.12" horizontal	0.16" vertical x 0.16" horizontal	0.37" vertical x 0.06" horizontal	0.17" vertical x 0.09" horizontal
Type of Dyeing	Piece	Piece	Piece	Piece	Piece
Wyzenbeek	100,000 double rubs	100,000 double rubs	100,000 double rubs	100,000 double rubs	100,000 double rubs
Colorfastness	Class 4-5	Class 4-5	Class 4-5	Class 4-5	Class 5
Cleaning Code	WS	WS	WS	WS	WS
Fabric Weight	Approximately 10.5 ounces per linear yard	Approximately 12.88 ounces per linear yard	Approximately 10.4 ounces per linear yard	Approximately 12.5 ounces per linear yard	Approximately 12.8 ounces per linear yard
Soil Retardant	Available with upcharge	Available with upcharge	Available with upcharge	Available with upcharge	Available with upcharge
Origin	Canada	Canada	Canada	Canada	Canada
Flame Retardant Chemicals***	No	No	No	No	No
ACT Symbols					
Warranty	12 years	12 years	12 years	12 years	12 years
	Redeem	Remix	Retrieve	Silk	SoftNext
Price Group	3	5	3	5	2
Content	87.5% post consumer recycled polyester, 12.1% pre-consumer recycled polyester 0.4% polyester	90% wool, 10% nylon	73.4% post consumer recycled polyester, 26% pre-consumer recycled polyester, 0.6% polyester	67% wool, 22% flax, 11% silk	100% post-consumer polyester
Backing	None	None	None	None	None
Topical Finish	None	None	None	None	None
Construction	Jacquard weave	Dobby weave	Jacquard weave	Dobby weave	KA
Width	56"	54"	57"	54"	55"
Repeat Size	0.06" vertical x 0.08" horizontal	None	1" vertical x 1.44" horizontal	None	None
Type of Dyeing	Piece	Piece	Piece	Piece dyed	Yard dyed
Wyzenbeek	90,000 double rubs	75,000 cycles, Martindale	90,000 double rubs	100,000 double rubs	60,000 double rubs
Colorfastness	Class 4	Class 4	Class 4	Class 4	Class 4.5
Cleaning Code	WS	S	WS	WS	WS
Fabric Weight	Approximately 10 ounces per linear yard	Approximately 14.84 ounces per linear yard	Approximately 11.7 ounces per linear yard	Approximately 22 ounces per linear yard	Approximately 13.87 ounces per linear yard
Soil Retardant	Available with upcharge	Available with upcharge	Available with upcharge	Available with upcharge	Available with upcharge
Origin	Canada	Great Britain	Canada	UK	Lithuania
Flame Retardant Chemicals***	No	No	No	No	No
ACT Symbols					
Warranty	5 years	5 years	5 years	5 years	12 years



***Flame retardant chemicals are chemical or chemical compounds for which a functional use is to resist or inhibit the spread of fire that is present in any covered product.

= This pattern is part of the global surface materials palette. Geographical differences, by product line, may apply. Global colors are noted by this globe symbol. = Excluded



	Steelcut Trio 
Price Group	7
Content	90% wool, 10% nylon
Backing	None
Topical Finish	None
Construction	Dobby weave
Width	55"
Repeat Size	None
Type of Dyeing	Yarn
Wyzenbeek	75,000 cycles, Martindale
Colorfastness	Class 4
Cleaning Code	S
Fabric Weight	Approximately 28.37 ounces per linear yard
Soil Retardant	Available with upcharge
Origin	Great Britain
Flame Retardant Chemicals***	No
ACT Symbols	    
Warranty	5 years

***Flame retardant chemicals are chemical or chemical compounds for which a functional use is to resist or inhibit the spread of fire that is present in any covered product.

 = This pattern is part of the global surface materials palette. Geographical differences, by product line, may apply. Global colors are noted by this globe symbol.  = Excluded

Seating Upholstery Technical Information

Non-Woven

	Brisa	Café Leather	Elmosoft Leather	Foundation	Stand In
Price Group	6	Leather 1	1	2	2
Content	100% polyurethane	100% Leather	100% leather	100% FR-free vinyl	100% polyurethane
Backing	Rayon	None	None	Polyester	Polyester/Cotton Blend
Topical Finish	None	Crypton	None	None	None
Construction	Faux Leather	Hides	Hides	Vinyl	Polyurethane
Width	54"	Varies	Varies	54"	54"
Repeat Size	None	None	None	None	None
Type of Dyeing	N.A.	Piece Dyed	Piece	N.A.	Piece
Wyzenbeek	200,000 double rubs	Not applicable	Not applicable	100,000+ double runs	150,000 double rubs
Colorfastness	Class 4	Class 4	Class 4	Class 4	Class 4
Cleaning Code	WS	5	WS ▶ See page 178, <i>Care of Surface Materials</i>	▶ See page 178, <i>Care of Surface Materials</i>	WS
Fabric Weight	Approximately 13.8 ounces per linear yard	Varies	Not applicable	Approximately 30 ounces per linear yard	Approximately 17 ounces per linear yard
Origin	Japan	USA	Sweden	USA	Taiwan
Flame Retardant Chemicals***	No	No	No	No	No
ACT Symbols					
Warranty	5 years	12 years	12 years	12 years	12 years
	Steelcase Leather ^E				
Price Group	1				
Content	100% leather				
Backing	None				
Topical Finish	None				
Construction	Hides				
Width	Square footage varies with the size of the hide				
Repeat Size	None				
Type of Dyeing	Piece				
Wyzenbeek	Not applicable				
Colorfastness	Class 4				
Cleaning Code	▶ See page 178, <i>Care of Surface Materials</i>				
Fabric Weight	Not applicable				
Origin	USA				
Flame Retardant Chemicals***	No				
ACT Symbols					
Warranty	12 years				






























***Flame retardant chemicals are chemical or chemical compounds for which a functional use is to resist or inhibit the spread of fire that is present in any covered product.

^E = Excluded


Seating Upholstery Technical Information

Mesh/Knit

Seating Upholstery
Technical Information

	3D Knit 	3D Microknit	Connect 3D 	QiVi Net 	Reply Air Mesh 
Price Group	N.A.	N.A.	N.A.	N.A.	N.A.
Content	100% polyester	100% polyester	100% polyester (antimony free yarn**)	100% nylon 6.6	66% polyester, 34% polyamide
Backing	None	None	None	None	None
Topical Finish	None	None	None	None	None
Construction	Knit	Knit	Knit	Weft knit	Dobby weave
Width	57"	68"	59"	Part/knit to size	58"
Repeat Size	0.38" vertical x 0.22" horizontal	None	0.13" vertical x 0.17" horizontal	None	None
Type of Dyeing	Jet	Piece	Jet	Atmospheric	Yarn
Wyzenbeek	100,000 double rubs	100,000 double rubs	100,000 double rubs	100,000 double rubs	100,000 double rubs
Colorfastness	Class 4	Class 5	Class 4	Class 4	Class 4
Cleaning Code	WS	WS	WS	WS	WS
Fabric Weight	Approximately 19 ounces per linear yard	Approximately 18 ounces per linear yard	Approximately 20.5 ounces per linear yard	Approximately 1.79 ounces per linear yard	Approximately 14.5 ounces per linear yard
Soil Retardant	Not applicable	Not applicable	Not applicable	None	Available with upcharge
Origin	USA	USA	USA	USA	Italy
Flame Retardant Chemicals***	No	No	No	No	No
ACT Symbols	    	    	    	    	    
Warranty	12 years	12 years	12 years	12 years	12 years

***Flame retardant chemicals are chemical or chemical compounds for which a functional use is to resist or inhibit the spread of fire that is present in any covered product.

 = This pattern is part of the global surface materials palette. Geographical differences, by product line, may apply. Global colors are noted by this globe symbol.



Select Surfaces Program

Select Surfaces Material Overview	148
Select Surfaces Ordering Information	150

Select Surfaces Material Overview

Select Surfaces Finishes

Materials within Select Surfaces offer established pricing and have been pretested and pre-approved on Steelcase products. The result is an enhanced level of material choice that is also easy to order. Warranty and availability of these materials vary and are at the discretion of each supplier within Select Surfaces. Please check with the supplier for material availability and lead times.

Textiles feature seating upholstery and vertical surface fabrics in a wide range of designs, colors, and prices.

- **Woven/Knit textiles** are flexible materials consisting of a network of interlacing natural or artificial fibers.
- **Leather/Coated materials** are fabric-like materials made of fiber that are bonded together by chemical, mechanical, heat, or solvent treatment.
- **Designtex** is a celebration of imaginative minds and fact-based knowledge coming together to offer performance-based, environmental solutions. As part of Steelcase Select Surfaces, the Designtex collection includes an extensive range of choice through new product introductions, as well as fabrics previously recognized through the Designtex Select Surfaces program. This vast selection of upholstery and vertical surface fabrics provides a unique opportunity to achieve the highest level of design, sustainability, and performance.
- **Gabriel** is a niche company that develops, manufactures, and sells upholstery fabrics out of Europe. With the addition of Gabriel to the Select Surfaces offering, we extend our design choice and improve global consistency.
- **Kvadrat**, also a European supplier, creates high quality, contemporary textiles, and textile-related products. This collection of seating upholstery fabrics builds on our global offering and leverages industry leaders on a global scale.
- **Leather** in our Select Surface offering features three Select Surface leathers through our partnerships with best-in-class suppliers, Moore & Giles and Cortina. These three leathers are intended to celebrate leather as an organic material and highlight the variation that occurs naturally.

Tip: Leathers in Select Surfaces will have natural characteristics including, but not limited to: character marks, aging, patina, grain variation, etc. The intention of the program is to celebrate the natural variation of the material.

Casper Cloaking Technology by Designtex is an innovative window film that combines the science of physics and the art of design to address the workplace dichotomy between data privacy and human transparency. By selectively filtering light emitted from displays, Casper renders these displays opaque when viewed from the outside of a glass-walled room. Casper Cloaking Film protects data while still allowing quality views inside and outside of the room.

Solid surfaces create a seamless visual providing an integrated worksurface or table top option.

- **Solid surface** allows customers to achieve a design aesthetic different from the more traditional options. The introduction of solid surface consists of a curated color palette and is available on a select subset of products.

Wood veneers are slices of hardwood material applied to worksurfaces, storage units, and panel skins that provide beautiful character and depth from naturally occurring grain patterns.

These veneers have established pricing (wood price group 1) and have been pretested and preapproved on select Steelcase product lines. The result is an enhanced level of materials choice that is also easy to order. Colors can be ordered using standard finish codes, but may have extended leadtimes.

- **Composite veneers** are an engineered veneer intended to create consistent grain patterns and characteristics.

Tip: Known for their color consistency, composite veneers feature a clear coat finish applied in the finishing process. Because the veneers are sourced in large lots, overall color within a specific purchase order should have minimal color inconsistency. However, composite customers should know that colors may vary slightly from dye lot to dye lot. This inconsistency may be noticed when replacement pieces are ordered that may be from different dye lots, or when a new project phase is installed. Also note that composite veneers tend to fade and lighten overtime, especially with sun exposure.

Select Surfaces Ordering Information

Ordering Information

Ordering Select Surfaces – Textiles

Fabrics available through Select Surfaces may have extended leadtimes. To specify a Select Surface textile on a product using Hedberg, pick the appropriate grade from your upholstery listing, and enter the corresponding finish in the Product Specification screen:

Textiles

Price Group Finish Number

1	59DA
2	59DB
3	59DC
4	59DD
5	59DE
6	59DF
7	59DG
8	59DH
9	59DJ
10	59DK

Leather

Price Group Finish Number

1	59LA
2	59LB

Next, in the Special Fabric Information pop up window, provide the required fabric details, including:

- the fabric vendor code
- the pattern name and number
- the color name and number
- the direction the fabric is to be applied

For a comprehensive list of patterns and price grades that make up the Select Surfaces offering, visit steelcase.com/surface-materials under Select Surfaces. Or, visit the finish library at finishlibrary.steelcase.com and narrow your search by selecting Select Surfaces in the offering drop down menu.

Ordering Select Surfaces – Casper Cloaking Technology by Designtex

Casper Cloaking Technology by Designtex will have 5-7 days leadtime. The following options are available to order in Hedberg and are approved for use on V.I.A., Privacy Wall, and Glass Selections. The cloaking technology and graphic layer are ordered separately. Please note that both films are sold in linear feet. They are available in two widths: 48" and 56".

Casper Cloaking Technology Layer	CSPCF1
Casper Graphic Film Layer	CSPGF1

Graphic Layer Options

Casper-Big Dot	PF002
Casper-Little Dot	PF003
Casper-Ion	PF004
Casper-Aksel	PF005
Casper-Grid	PF006
Casper-Plus	PF007
Casper-Cell	PF008
Casper-Pixel	PF009
Casper-City Grid	PF010
Casper-Semaphore	PF011
Casper-Sunburst	PF012
Casper-Brush	PF013
Casper-Pinpoint	PF014
Casper-Draft	PF015
Casper-Block	PF016

Graphic Layer Options Exclusively for Steelcase

Casper-Dash for Steelcase	PF017
Casper-Fade for Steelcase	PF018
Casper-Stripe for Steelcase	PF019
Casper-Hatch for Steelcase	PF020
Casper-Brick for Steelcase	PF021
Casper-Triangle for Steelcase	PF022

Tip: To order Casper, you must first set up a new vendor on the vendor master and create a new PO address for decorative films in Hedberg. Please see the Sales and Dealer Guide for detailed information. Visit <https://village.steelcase.com/docs/DOC-1575>.

Ordering Select Surfaces – Solid Surfaces

Solid surface surface allows customers to achieve a design aesthetic different from the more traditional options, providing an integrated top option. The introduction of solid surface consists of a curated color palette. Finishes within this collection may have extended leadtimes. Samples can be ordered through *corian.com*. To order these solid surfaces, enter in the corresponding finish codes:

Price Group	Finish Number	Finish Name
A	2801	Glacier White
A	2873	Linen
A	2875	Bisque
A	2978	Cameo White
A	2979	Silver Grey
B	2972	Antarctica
C	2974	Canvas

An extended collection of Corian solid surfaces is also available as part of the Select Surfaces Program. To order these solid surfaces, enter in the corresponding finish codes.

Price Group	Finish Code
A	29DA
B	29DB
C	29DC
D	29DD

Then enter the solid surface information in the *Special Solid Surface Information* pop up window. If prompted, enter the finish Code **CORIAN0001** based on the solid surface supplier.

These solid surfaces are only available on a select subset of products.

Tip: Additional finishes are available. Please visit finishlibrary.steelcase.com to find product availability as well as finishes available within each price group.

Ordering Select Surfaces – Composite Veneers

Composite veneers may have extended leadtimes. Place your order as you normally would for any other veneer finish, calling out the appropriate finish code. See below for a list of finish codes available through the offering.

Tip: Solid nosings or wood integral pulls are not available for use with composite veneers - specify edge band solutions only. For example, specify Elective Elements' square edge worksurface instead of the solid-nosing waterfall edge.

*Tip: If you desire a stain to be placed on the selected composite, you must use the standard **CUSTOMIZ** request process.*

The following finishes are available through the composite veneer offering:

Composite Veneer Group 1

Composite Flat-Cut Open-Pore

3JDX	FC/OP	Oak Composite
3JJX	FC/OP	Walnut Composite
3LAX	FC/OP	Graphite on Oak Composite
3LCX	FC/OP	Medium Cherry on Cherry Composite

Composite Quarter-Cut Open-Pore

3F8X	QC/OP	European Walnut Composite
3GGX	QC/OP	Zebrano Composite
3HGX	QC/OP	Oak Composite
3HVX	QC/OP	Walnut Composite
3LBX	QC/OP	Clear Walnut on Walnut Composite
3LDX	QC/OP	Natural Walnut on Walnut Composite
3ZNX	QC/OP	Night Cerused Oak Composite

Composite Veneer Group 2

Composite Flat-Cut Open-Pore

3LHX	FC/OP	Espresso on Walnut Composite
------	-------	------------------------------

Composite Quarter-Cut Open-Pore

3LEX	QC/OP	Desert Oak on Oak Composite
3LGX	QC/OP	Chai on Walnut Composite
3LJX	QC/OP	Ebony on Walnut Composite

Tip: Known for their color consistency, composite veneers feature a clear coat finish applied in the finishing process. Because the veneers are sourced in large lots, overall color within a specific purchase order should have minimal color inconsistency. However, composite customers should know that colors may vary slightly from dye lot to dye lot. This inconsistency may be noticed when replacement pieces are ordered that may be from different dye lots, or when a new project phase is installed. Also note that composite veneers tend to fade and lighten overtime, especially with sun exposure.



Custom Surfaces Programs

The Steelcase Custom Surface Material Program offers a comprehensive program that is comprised of COM, PerfectMatch paint, Customiz stain, and Open Line Laminate.

Who To Call	154
Customer's Own Material (COM)	155
COM Application Testing Request Form	158
PerfectMatch Paint or Coating	159
Customiz Stain	160
Open Line Laminate	162
Open Line Laminate Edge Trim	164

Who To Call

This list lets you know who to call when you have questions.

Customer's Own Material

For COM test results, Application Testing Request form, or yardage requirements, visit our custom surface materials website at steelcase.com/surface-materials under Custom Surfaces or call 1.888.STEELCASE (1.888.783.3522) or send an e-mail to lineone@steelcase.com, for application and UL approval.

For additional information call 1.888.STEELCASE (1.888.783.3522) or send an e-mail to lineone@steelcase.com.

Testing mailing address

Steelcase, Inc.
Attn: COM Test Lab
Test Request #*
Door 630
901 44th St SE
Grand Rapids, MI 49508
**To avoid delays in receiving, please include the test request number on the shipping label.*

PerfectMatch Paint

Contact a Steelcase PerfectMatch Paint representative for specific information about this program.

Phone: 616.247.2079
Fax: 616.246.4161

Mailing address

Steelcase Inc.
Attn: PerfectMatch Paint Representative
901 44th Street
Grand Rapids, MI 49508
SCW-08

Customiz Stain Program

Contact a Steelcase Customiz Stain consultant for specific information about this program.

Phone: 616.247.2079

Mailing address

Steelcase Inc.
Customiz Stain Consultant
4100 68th St SE
Caledonia, MI 49316

Canadian dealers, please contact your dealer service representative for the Customiz stain program.

Open Line Laminate

For Open Line laminate test results, application testing, request form, or laminate requirements, visit our website at steelcase.com/surface-materials under Custom Surfaces.

For additional information call 1.888.STEELCASE (1.888.783.3522) or send an e-mail to lineone@steelcase.com.

Other Questions

If you have a problem, question, or request, call your local dealer or Steelcase at 1.888.STEELCASE (1.888.783.3522) or send an e-mail to lineone@steelcase.com. Outside the U.S.A., Canada, Mexico, Puerto Rico, and the U.S. Virgin Islands, call 616.247.2500.

For information about Steelcase, the name of your nearest Steelcase dealer, or for product literature, call 1.800.333.9939, or visit our website at steelcase.com.

The Customer's Own Material (COM) Program allows customers to select textiles that are not offered through the standard Steelcase Surface Materials Program for use on Steelcase products.

Custom Surface Materials Website

- The custom surface materials website features application test results for all COM, Select Surfaces, Classics, and Inspire Collection fabrics. The website allows you to calculate yardage requirements for most Steelcase and Wood products.
- Access the custom surface materials at steelcase.com/surface-materials under Custom Surfaces.

Application Testing/Approval

COM Application Testing or “approved for application” means the COM fabric has been reviewed for manufacturability using the standard manufacturing techniques to achieve acceptable appearance per Steelcase quality standards.

- Confirm that the selected COM has been tested and approved for application on a specific product by checking the custom surface materials website at steelcase.com/surface-materials under Custom Surfaces.
- If the COM is approved, you may continue the order process.
- If the COM has failed, you must reselect a fabric.
- If the COM is not listed, Steelcase has not tested that fabric on our products.
- If your material has not been tested, submit a completed COM Application Testing Request form and send test yardage (4.5 yards for seating, 4 yards for vertical surfaces) to:

Steelcase, Inc.
Attn: COM Test Lab
Test Request #*
Door 630
901 44th St SE
Grand Rapids, MI 49508

**To avoid delays in receiving, please include the test request number on the shipping label.*

- To ensure rapid processing, please use the electronic COM Application Testing Request form found on the custom surface materials website **or** fax a copy of the COM Application Testing Request Form to 616.698.4700.

▶ Page 158

All information on the form is required in order to complete testing. COM tests cannot be performed if information is incomplete. Contact your requested fabric vendor for any missing information.

- Test results will be returned (by fax or e-mail) in four working days from receipt of fabric and completed form.

Steelcase reserves the right to reject or reverse any COM approval that does not meet the manufacturing requirements in actual production. COM approval may be rejected or reversed because not all application testing is based on actual production conditions and because some materials vary in fabrication.

UL Approval with COM

COM materials that are approved for application to panel systems might require UL approval after application test approval. UL approval does involve fees and extended leadtimes.

All vertical surface COMs tested and approved with a content of 100% polyester meet a minimum of class C/UL1286. If class A or B fire rating is indicated, a burn test must be performed. All vertical surface COMs with a blended fabric construction require a UL burn test. For further UL information, contact a COM Consultant at 616.475.2426.


Application Direction

Most textile companies will swatch their fabrics in a warp vertical (woven way, down roll) direction. Some exceptions might be made to address patterns especially with stripes. Typically, when a fabric is swatched in a warp horizontal (railroad or across roll) direction, the direction is noted on the swatch card or fabric sample. If in doubt of a fabric direction, we encourage you to contact the textile vendor for clarification.

SEATING:



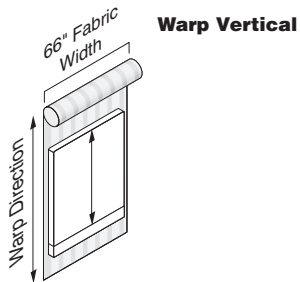
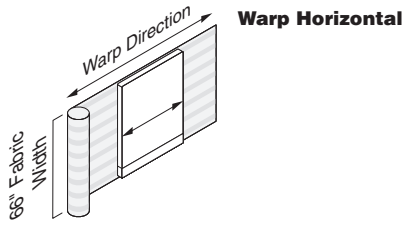
Warp Horizontal
(Railroaded)



Warp Vertical
(Woven Way)

- **Dealers must specify fabric application direction on all COM orders.**
- COMs for seating are most often applied in the warp vertical (woven way, downroll) direction. Some exceptions include patterns with stripes, fabrics that are sampled in the warp horizontal (railroad, across roll) direction, and solid vinyls.
Tip: COM vinyl requires upholstery in the warp horizontal application direction.
- ▶ See page 169, *Fabric Application Direction Guidelines*, for more information.
Tip: Please verify the orientation of your fabric with your textile supplier. In many cases, the appearance of the design (horizontal or vertical) is not the same as the warp direction that is standard for the pattern. You can check sampling or the supplier's website for application direction.

VERTICAL SURFACES:



- **Dealers must specify fabric application direction on all COM orders.**
- The application direction of COMs on vertical surfaces varies by product and sometimes by style number. Please check the custom surface materials website for the approved application direction for your particular COM.
- ▶ See page 171, *Fabric Application Direction for Systems, Casegoods, and Architecture*, for more information.

Ordering Information

Ordering COM – Textiles

Fabrics available through the COM or COL program may have extended leadtimes. To specify a COM textile on a product using Hedberg, pick the appropriate grade from your upholstery listing, and enter the corresponding finish in the Product Specification screen:

Textiles

Price Group	Finish Number
1	59DA
2	59DB
3	59DC
4	59DD
5	59DE
6	59DF
7	59DG
8	59DH
9	59DJ
10	59DK

Leather

Price Group	Finish Number
1	59LA
2	59LB

Next, in the Special Fabric Information pop up window, provide the required fabric details, including:

- the fabric vendor code
- the pattern name and number
- the color name and number
- the direction the fabric is to be applied

For a comprehensive list of patterns and their corresponding price grades, visit <https://srh.steelcase.com/comlanding.aspx>.

Steelcase To Purchase Service

Steelcase will facilitate the ordering, scheduling, and shipment of COMs directly from the supplier. There are no additional charges for this service.

Steelcase is the only party that may purchase COMs for all Steelcase and Steelcase Wood Division products.

Leadtimes

Materials are not stocked by Steelcase; and are available to promise and subject to supplier leadtimes. Additional material processing and leadtimes will apply. Orders with COMs are at risk for production move out due to supplier delays.

COMs are not available through any rushed schedule.

Warranty

COMs are not covered by the Steelcase warranty. Materials specified through our Graded-In and Custom Fabric program are warranted differently by each supplier and do not fall under Steelcase warranty. Additionally, if the material is found to be covered under a supplier's warranty, Steelcase is not responsible for additional costs from replacement products or labor.

COM Notes

Application Direction

► For application direction information, please see page 156.

Pattern Alignment

Pattern repeat is the measurement, in length and width, of a single unit of repeating pattern. When the pattern repeats itself, you are likely to see horizontal and vertical lines in the fabric applied to a skin. This usually occurs in a fabric where there is a significant pattern. Pattern repeat side by side or top to bottom may not be an exact alignment.

Scrap Disposal

Steelcase is committed to contributing to a healthy environment through our disposal procedures. We reserve the right to choose the most environmentally friendly manner to dispose of all COM scraps without notification.

Steelcase will not issue credit for any differences in yardage between the estimated amount provided and the actual amount ordered and acknowledged.

Contact

For COM test results, Application Test Request form, or yardage requirements, visit the custom surface materials website at steelcase.com/surface-materials, under Custom Surfaces.

For additional information call 1.888.STEELCASE (1.888.783.3522) or send an e-mail to lineone@steelcase.com.

Testing address

Steelcase, Inc.
Attn: COM Test Lab
Test Request #*
Door 630
901 44th St SE
Grand Rapids, MI 49508

**To avoid delays in receiving, please include the test request number on the shipping label.*

COM APPLICATION TESTING REQUEST FORM

COM testing cannot begin until all information is provided. No exceptions are permitted.

All of the following information is required in order to complete a COM test request.

Application Testing

- Seating COM (4.5 yards required) Vertical Surface COM (4 yards required to test)

DATE _____

DEALER/DESIGN FIRM _____

YOUR NAME _____

YOUR ADDRESS _____

YOUR PHONE _____

YOUR FAX _____

YOUR E-MAIL ADDRESS _____

CUSTOMER _____

PRODUCT LINE COM IS TO BE TESTED ON _____

Contact COM vendor for fabric information.

COM SUPPLIER _____

COM TEXTILE PATTERN NAME _____

PATTERN STYLE NUMBER _____

CONTENT _____

WIDTH _____

REPEAT _____

WEIGHT _____

PICKS (Fill yarns) _____

ENDS (Warp yarns) _____

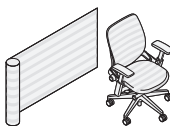
Seating COM

- 4.5 yards of material are required for application review on all seating lines.
- Fabric will be cut woven way (down roll/warp vertical), unless otherwise stated:

warp vertical (woven way)



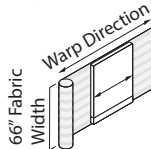
warp horizontal (railroaded)



Vertical Surface COM

- Four yards of material are required for application review on all tackboards and panel systems.
- Additional yardage is required to complete UL testing. Please contact a Steelcase COM consultant for details.
- Fabric will be cut warp horizontal (across roll/railroaded), unless otherwise stated:

warp horizontal



warp vertical



Note: Dealers must specify desired fabric application direction on all COM orders.

Review Time

Application review takes 4 working days upon receipt of the material and this completed request form at Steelcase.

Notification

Requester will be notified of results via fax or email.

Send COM test yardage and this request form to:

Steelcase, Inc.
 Attn: COM Test Lab
 Test Request #*
 Door 630
 901 44th St SE
 Grand Rapids, MI 49508
**To avoid delays in receiving, please include the test request number on the shipping label.*

Additional Information

▶ See page 155 for complete COM information.

If you have any further questions regarding the Steelcase COM program, contact a Steelcase COM consultant.

- Phone: 616.475.2426 Monday through Friday, 8:00 a.m. to 5:00 p.m. ET
- Fax: 616.698.4700
- Online at steelcase.com/surface-materials.

The PerfectMatch program allows customers to specify their own color on Steelcase painted products where the PerfectMatch option is offered.

A dealer P.O. number or accounting reference name is required to initiate the processing of a PerfectMatch request.

Tip: A line item or purchase order does not need to be generated.

A one-time \$500 U.S. per color, per customer registration fee will be invoiced to all requests whether or not an order for product is placed.

Tip: The registration fee is not eligible for discounting.

The PerfectMatch paint option allows you to order “culled” Steelcase paint finishes, but does not support Steelcase “transitional” paints that are not available on select product lines.

The PerfectMatch program will provide a textured match to a custom textured sample or non-textured Steelcase color in the same surface characteristics and appearance as the current standard Steelcase texture.

All PerfectMatch requests will be matched in a smooth, 40% gloss, non-metallic finish or in a textured, 6% gloss, non-metallic finish. Exceptions: Non-textured V.I.A. and Privacy Wall requests are matched in a 20% gloss level, textured matches with a 6% gloss level.

Metallic paint matches for custom or culled Steelcase colors are not available through the PerfectMatch program, but can be matched in the standard 40% gloss, opaque (non-metallic) finish.

A PerfectMatch paint is not available through any rushed schedule.

The PerfectMatch program is priced at Paint Price Group 3.

The Paint Price Group 3 upcharge applies to all products with the PerfectMatch option selected.

▶ See page 42 for product availability.

Color Match Request

1. Color Approval

To initiate a PerfectMatch paint request, go to steelcase.com/surface-materials, Custom Surfaces. Select the Custom Programs tab, visit PerfectMatch, and then select Create Request. After processing a request, print a copy of the request and the ID number assigned.

- Submit the form and send a 2" x 2" representation of the color to be matched to the mailing address below. A color card is recommended, but fabrics, carpets, accessories, or other samples can also be matched.

Tip: When requesting a culled Steelcase paint color, a sample is not required.

- Steelcase will invoice for the registration fee of \$500 U.S. per customer, per color.
- For the customer's approval of the match, Steelcase will send a color strike-off to the address indicated on your request. This will be approximately 5 days after the request and the color representation sample has been received.

Tip: Strike-off samples of culled, smooth, or non-metallic Steelcase paints will be provided upon dealer request.

Once the customer approves the match, it is the dealer's responsibility to notify Steelcase that the match has been approved in the “Manage My Requests” feature. Upon notification to Steelcase that the match has been approved, the customer will be registered and the special paint finish code will be made available for order entry.

2. PerfectMatch Color Assignment

- Upon notification to Steelcase that the match has been approved, the customer will be registered and the special paint finish code will be made available for order entry.

3. PerfectMatch Ordering

- Use the PerfectMatch finish code to place your order.
- The Paint Price Group 3 upcharge will apply when a PerfectMatch finish code is specified. See the individual product specification guide for the upcharge.

PerfectMatch Paint Notes

Color match from the sample submitted to the actual production will be within commercially accepted tolerances.

The color match from the strike-off to actual production will be within commercially accepted tolerances.

PerfectMatch paint colors are formulated to minimize color shifts under different lighting conditions using a MacBeth “Spectralight III”. Particular care should be taken if high-intensity discharge light is used in the installation because it can give the appearance of a mismatch between sample and strike-off. Metallic and Lux paints will be available through PerfectMatch if previously supported in our standard or select paint offering.

Tip: Environmental restrictions may preclude Steelcase from matching or manufacturing certain colors.

Tip: Extended lead times are 15 days for regular paints and 40 days for metallics and Lux paints.

Contact

Contact a PerfectMatch Paint Representative for information:

Phone: 616.247.2079

Mailing Address:

Steelcase Inc.

Attn: PerfectMatch Paint Representative

901 44th Street

Grand Rapids, MI 49508

SCW-08

OR

Call Line 1 at 1.888.STEELCASE

(1.888.783.3522) or send an e-mail to

lineone@steelcase.com.

Customiz Stain

The Customiz stain program allows customers to create their own stain color on Steelcase standard wood veneers and solids. Customiz stain color is available on all product lines that offer wood veneer and solids.

The Customiz stain program is not available through any rushed schedule.

The Customiz stain program consists of three steps: Color Approval, Finish Number Assignment, and Customiz Stain Color Ordering.

Color Approval

- To complete the Customiz stain request form, go to "create test request" at steelcase.com/surface-materials, under Custom Surfaces.
- Submit the form and a 5" x 7" sample of the stain color that you are requesting to the mailing address below.
Tip: When requesting a culled stain color, a sample will not be required.
- Steelcase will invoice a stain matching fee of \$500 U.S. per finish. (This one-time fee covers the cost of formulating the Customiz finish and applies regardless of whether or not an order for product is placed.)
- Three (3) color strike-off samples will be sent to the dealer/customer approximately 10 working days after receipt of the request and the sample to match (if required). These samples will require dealer/customer approval.
- Your original color sample will be returned for your strike-off evaluation. Your dealer/customer will be required to email a signed approval form to kklapis1@steelcase.com.

Customiz Stain Pricing

A \$500 stain matching fee applies on Customiz requests. This fee covers the cost of formulating the Customiz color finish and applies regardless of whether or not an order for product is placed.

In addition, an approval form must be signed to indicate customer acceptance of Customiz match. This matching fee activates the finish for unlimited use on any Steelcase product (that accepts Customiz) for a 36 month time period. The initiation fees are not discountable.

Finish Number Assignment

- After the color strike-off is approved, the Steelcase Stain Lab will assign a Customiz stain finish number to be used when ordering the product.
- The finish number represents the Customiz stain that has been formulated specifically for the products indicated on the request form. Additional Customiz finishes may need to be developed to apply the same stain color to additional products.

Customiz Stain Color Ordering

- Use Customiz stain finish number to place your order.

Customiz Stain Notes

Wood is a natural material, and variations will occur in color, grain pattern, and character marks. Because of these natural irregularities, each veneer will have its own variation in color, grain structure, and texture. Each tree species has unique qualities, and the way in which the wood is sliced will produce different grain characteristics. Every grain pattern is a one-of-a-kind, unique, and natural design.

Wood will age and lighten or darken as it goes through a natural maturation process. Color changes occur because wood is an organic material. The rate and degree of color change depends on the species of the tree, its growing conditions, and the conditions of the environment it is exposed to after being made into furniture. Direct and constant sunlight (natural or synthetic) will age any wood product.

To ensure an understanding of the color ranges and characteristic variations of natural veneer, this sign-off sheet is required prior to orders being accepted for this clear coat finish.

Contact

Customiz Stain Lab information
Phone: 616.247.2079

Steelcase Inc.
Customiz Stain Consultant
4100 68th St SE
Caledonia, MI 49316

OR

Call 1.888.STEELCASE (1.888.783.3522) or send an e-mail to lineone@steelcase.com.

Open Line Laminate

The Open Line Laminate (OLL) Program offers the opportunity for customers to select laminates that are not offered through the standard Steelcase laminate offering for use on Steelcase products.

The following products are not available using the OLL process: Seating and Groupwork. Call 1.888.STEELCASE (1.888.783.3522) or send an e-mail to lineone@steelcase.com, for ordering and pricing of laminates on these products.

An additional feature of the OLL Program is the ability to order different edge colors (other than the default edge color specified in the specification guide) for use with standard Steelcase laminates. See below for pricing information for this application.

Application Testing/Approval

To order an OLL on a Steelcase product, first confirm that the selected laminate has been tested and approved for use on a specific product by checking the custom surface materials website at steelcase.com/surface-materials, under Custom Surfaces.

If the laminate is **approved**, you may continue the ordering process. If the laminate has **failed** to meet testing and approval standards, you must choose another laminate. If the laminate is **not listed**, Steelcase has not tested the laminate.

To have your material tested, send the following materials to Steelcase:

- One (1) 4' x 8' sheet of high-pressure decorative laminate that is vertical grade, post formable (VGP), and 0.028" (0.7 mm) thick.
- A completed OLL Testing Request Form Access online at steelcase.com/surface-materials, Custom Surfaces, and select the Custom Programs tab. The test request form can be found under "create test request".

Tip: All information on the form is required in order to complete testing.

**Send your laminate materials to:
Steelcase Inc.
Attn: OLL Testing Department
901 44th Street
Grand Rapids, MI 49508**

Submit Request

Use the electronic Open Line Laminate Testing Request Form found on the Steelcase custom surface materials website under "create test request" link, or fax a copy of the form to 616.698.4700.

Test Results

Test results will be returned by fax or e-mail in four working days from receipt of laminate and form. Montage laminate tile testing times may vary due to code compliance testing.

Not all testing is based on actual production conditions. Because some laminates vary in fabrication, Steelcase reserves the right to reject any non-standard laminates that do not meet manufacturing requirements, even though the sample passed initial testing.

Application Direction

Open Line laminates are applied to Steelcase products in the Steelcase standard application direction. For directional laminates, each individual specification guide shows the standard application direction for that product. Application in other than standard direction must be processed through Specials Engineering.

Open Line Laminates Square Footage Requirements

To determine how much laminate you will need, access the calculator found on the Steelcase custom surface materials website at steelcase.com/surface-materials, under Custom Surfaces. Material estimates will vary depending on the following items:

- Laminate properties
- Laminate directionality
- Sheet sizes offered by the vendor
- Edge type
- Product style number
- Quantity of products being manufactured

Open Line Laminates Pricing

Open Line laminates are available at an additional \$111 list per unit, plus the cost of the laminate. The cost of the laminate will not be included and will need to be manually added. This is handled differently on standard product versus Studio Express product, so please read carefully.

Quoting OLL on Standard Product:

Standard* open line laminate from Formica, Nevamar, Pionite, or WilsonArt laminate - the cost of the laminate is \$1.13 per square foot. This cost must be manually entered into Hedberg by the dealer and is non-discountable. Start by calculating the number of sheets of laminate required using the COM/OLL Calculator found on srh.steelcase.com.

Example: 1 4'x8' sheet = 32 square feet, 32 SF x \$1.13 / SF = \$36.16 per sheet

Premium* open line laminate from Formica, Nevamar, Pionite, and WilsonArt - dealer must check with the laminate supplier for the current price per sq ft. This cost must be manually entered into Hedberg by the dealer and is non-discountable.

Example: 1 4'x8' sheet = 32 square feet, 32 SF x \$3.05 / SF = \$97.60 per sheet

Any open line laminate from a different supplier - dealer must check with the laminate supplier for the current price per sq ft. This cost must be manually entered into Hedberg by the dealer and is non-discountable.

Example: 1 4'x8' sheet = 32 square feet, 32 SF x \$10 / SF = \$320 per sheet

Quoting OLL on Studio Express Product:

Studio Express products using the Open Line laminate process will be priced at \$111 (USD) list per unit plus the cost of laminate.

If you select Formica, Nevamar, Pionite or Wilsonart standard open line laminate to be used on Studio Express products, the cost of the laminate is \$46 (USD) per unit. High-Pressure laminate pricing does not include premium or digitally printed patterns from any suppliers. Please note that the \$46 cost of laminate per unit charge is not included in the cost of the product during CET/Hedberg specification or AutoPricing. This cost must be manually entered into Hedberg by the dealer - and is non-discountable.

*The laminate manufacturer determines if their finish is considered standard or premium. The OLL calculator will highlight if premium pricing should be considered. NOTE: If a non-Steelcase standard edge band is required, additional charges may apply.

How to Order

Once you have confirmed that the laminate you've selected has been tested and approved, you are ready to place your order.

To order an Open Line laminate on a Steelcase product:

- Mark the purchase order with the
 - Laminate manufacturer,
 - Laminate number, and
 - Laminate description
- Use the appropriate Open Line laminate number (2900).
- Use the appropriate "2C" or "2K" number to indicate the edge color requirements.

Worksurfaces and Montage laminate tiles that do not have edge color defaults based on the laminate:

Orders will be processed using the "2900" order number.

The order is subject to the manufacturer's minimum order requirements. Please contact the laminate supplier for verification of minimum order requirements before ordering.

Steelcase to Purchase Service

The Open Line Laminate Program includes a service to purchase approved Open Line laminates for use on Steelcase products. **Steelcase will facilitate the ordering, scheduling, and shipment of Open Line laminates directly from the suppliers and will apply it to the product.**

Steelcase is the only party that may purchase material. The only time the customer purchases material is for testing purposes.

Leadtimes

Additional leadtimes apply to all orders specifying Open Line laminates.

OLLs are not available through any rushed schedule.

Other Notes

Steelcase is not responsible for overages and will not issue credit for any differences between the estimated amount provided and the actual amount ordered and acknowledged.

Laminate suppliers require laminate to be purchased in full sheets. Steelcase will determine how many sheets are needed and order appropriately.

Contact

For Open Line laminate test results, Application Test Request Form, or square foot requirements, visit the custom surface materials website at steelcase.com/surface-materials, under Custom Surfaces.


















For additional information call 1.888.STEELCASE (1.888.783.3522) or send an e-mail to lineone@steelcase.com.

Open Line Laminate Edge Trim


For surfaces that have edge color defaults based on the laminate, specifiers must choose the edge color for the custom laminate orders from the following Open Line laminate edge trim list. Please refer to either the systems plastic or the laminate swatch cards for colors listed in the Open Line laminate edge trim list.


This list shows the laminate edge trims which are available on the following Steelcase products: Answer

3 mm and 1 mm Plastic Edges for Open Line Laminate Orders

Order Finish	Combination of Edging: 3 mm Edge Color	1 mm Edge Color
Steelcase Surfaces		
2K00	6619 Ice 	6619 Ice 
2K01	6245 Clear Walnut	6245 Clear Walnut
2K04	6234 Clear Cherry	6234 Clear Cherry
2K10	6695 Midnight Solid Dark	6041 Natural Walnut 
2K15	6527 Merle	6527 Merle
2K20	6619 Ice 	6619 Ice 
2K21	6695 Midnight Solid Dark	6036 Medium Cherry
2K22	6631 Cream 	6631 Cream 
2K27	6695 Midnight Solid Dark	6034 Natural Cherry
2K35	6697 Fog	6697 Fog
2K36	6695 Midnight	6695 Midnight
2K38	6009 Arctic White 	6009 Arctic White 
2K48	6654 Sand	6654 Sand
2K49	6053 Seagull 	6053 Seagull 
2K50	6052 Milk	6052 Milk
2K52	6249 Platinum Solid 	6249 Platinum Solid 
2K59	6655 Warm White	6655 Warm White
2K65	6037 Winter on Maple	6037 Winter on Maple
2K66	6527 Merle	6037 Winter on Maple
2K74	6237 Clear Maple	6237 Clear Maple
2K75	6231 Graphite Walnut	6231 Graphite Walnut
2K85	6000 Black	6527 Merle
2K92	6000 Black	6000 Black
2K93	6695 Midnight Solid Dark	6695 Midnight Solid Dark
2K94	6635 Dawn 	6635 Dawn 
2K98	6636 Mist	6636 Mist
2KAC	6213 Acacia	6213 Acacia
2KAK	6219 Clear Oak	6219 Clear Oak
2KAN	6707 Ash Noce 	6707 Ash Noce 
2KAW	6703 Ash Wenge 	6703 Ash Wenge 
2KBN	6708 Bisque Noce 	6708 Bisque Noce 
2KBW	6705 Bisque Wenge 	6705 Bisque Wenge 
2KCG	61AD Green Citrine 	61AD Green Citrine 
2KCN	6709 Clay Noce 	6709 Clay Noce 
2KCW	6706 Clay Wenge 	6706 Clay Wenge 
2KCY	61AF Cloudy	61AF Cloudy
2KDG	61AC Indigo	61AC Indigo
2KDV	61AE Dark Olivine	61AE Dark Olivine

Order Finish	Combination of Edging: 3 mm Edge Color	1 mm Edge Color
2KMI	6527 Merle 	6527 Merle 
2KPS	61AA Persian Salt	61AA Persian Salt
2KRS	61AB Rose	61AB Rose
2KSN	6710 Storm Noce 	6710 Storm Noce 
2KSW	6704 Storm Wenge 	6704 Storm Wenge 
2KT2	6T02 Fawn Cypress	6T02 Fawn Cypress
2KT4	6T04 Saddle Oak	6T04 Saddle Oak
2KT5	6T05 Veranda Teak	6T05 Veranda Teak
2KT7	6T07 Walnut Heights	6T07 Walnut Heights
2KTP	6128 Taupe	6128 Taupe
2KU1	6T08 Aggregate	6T08 Aggregate
2KU2	6T09 Gravel	6T09 Gravel
2KU4	6T10 Cement	6T10 Cement
2KU6	6T12 Sheetrock	6T12 Sheetrock
2KWA	66WA Grey Kingswood	66WA Grey Kingswood
2KWB	66WB Planked Walnut	66WB Planked Walnut
2KWD	66WD Resolute Walnut	66WD Resolute Walnut
2KWE	66WE Natural Recon	66WE Natural Recon
2KWF	66WF Smoked Walnut	66WF Smoked Walnut
2KWU	66WU Clay	66WU Clay
2KWW	66WV Chalk	66WV Chalk
2KYD	6X50 Waxed Maple	6X50 Waxed Maple
2KYE	6X51 Natural Ash	6X51 Natural Ash
2KAA	6X10 Aged Ash	6X10 Aged Ash
2KYF	6X52 Ashwood Oak	6X52 Ashwood Oak
2KYG	6X53 Ashwood Beige	6X53 Ashwood Beige
2KYH	6X54 White Washed Birchply	6X54 White Washed Birchply

 = This pattern/finish is part of the global surface materials palette. Geographical differences, by product line, may apply. Global colors are noted using this globe symbol.



 = Excluded

For surfaces that have edge color defaults based on the laminate, specifiers must choose the side and/or rear edge color for the custom laminate orders from the following Open Line laminate edge trim list. Please refer to either the systems plastic or the laminate swatch cards for colors listed in the Open Line laminate edge trim list. 3 mm front edge color is specified separately.

This list shows the edge trims that are available on the following Steelcase products:
Elective Elements

Plastic Edges for Open Line Laminate Orders

Order Finish	1 mm Edge Color	Order Finish	1 mm Edge Color
Steelcase Surfaces			
2K00	6619 Ice 	2KAK	6219 Clear Oak
2K01	6245 Clear Walnut	2KAN	6707 Ash Noce 
2K04	6234 Clear Cherry	2KAW	6703 Ash Wenge 
2K10	6041 Natural Walnut 	2KBL	6243 Blackwood
2K15	6527 Merle	2KBN	6708 Bisque Noce 
2K21	6036 Medium Cherry	2KBW	6705 Bisque Wenge 
2K22	6631 Cream 	2KCG	61AD Green Citrine 
2K27	6034 Natural Cherry	2KCN	6709 Clay Noce 
2K28	Vellum Fiber Match	2KCW	6706 Clay Wenge 
2K34	Novell Fiber Match	2KCY	61AF Cloudy
2K35	6697 Fog	2KDG	61AC Indigo
2K36	6695 Midnight	2KDV	61AE Dark Olivine
2K37	6242 Virginia Walnut	2KMI	6527 Merle 
2K38	6009 Arctic White 	2KPS	61AA Persian Salt
2K48	6654 Sand	2KRS	61AB Rose
2K49	6053 Seagull 	2KSN	6710 Storm Noce 
2K50	6052 Milk	2KSW	6704 Storm Wenge 
2K52	6249 Platinum Solid 	2KT2	6T02 Fawn Cypress
2K59	6655 Warm White	2KT4	6T04 Saddle Oak
2K60	Granite Fiber Match	2KT5	6T05 Veranda Teak
2K65	6037 Winter on Maple	2KT7	6T07 Walnut Heights
2K73	Instant Iron Patina Match	2KU1	6T08 Aggregate
2K74	6237 Clear Maple	2KU2	6T09 Gravel
2K75	6231 Graphite Walnut	2KU4	6T10 Cement
2K78	6059 Sterling Dark Solid	2KU6	6T12 Sheetrock
2K79	6698 Fieldstone	2KWA	66WA Grey Kingswood
2K81	6038 Blonde on Maple 	2KWB	66WB Planked Walnut
2K92	6000 Black	2KWD	66WD Resolute Walnut
2K93	6695 Midnight Solid Dark	2KWE	66WE Natural Recon
2K94	6635 Dawn 	2KWF	66WF Smoked Walnut
2K98	6636 Mist	2KWU	66WU Clay
2KAC	6213 Acacia	2KWV	66WV Chalk

 = This pattern/finish is part of the global surface materials palette. Geographical differences, by product line, may apply. Global colors are noted using this globe symbol.
 = Excluded


Open Line Laminate Edge Trim, continued

For surfaces that have edge color defaults based on the laminate, specifiers must choose the edge color for the custom laminate orders from the following Open Line laminate edge trim list. Please refer to either the systems plastic or the laminate swatch cards for colors listed in the Open Line laminate edge trim list.

This list shows the edge trims that are available on the following Steelcase product:
Duo

Plastic Edges for Open Line Laminate Orders

Order Finish	Edge Color
2K22	6631 Cream E
2K38	6009 Arctic White 
2K49	6053 Seagull 
2K50	6052 Milk
2K59	6655 Warm White
2K92	6000 Black
2K94	6635 Dawn E
2K98	6636 Mist

 = This pattern/finish is part of the global surface materials palette. Geographical differences, by product line, may apply. Global colors are noted using this globe symbol.

E = Excluded

Material Direction Guidelines

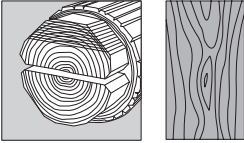
Tip: For the most up to date availability information, please visit finishlibrary.steelcase.com.

Veneer Cutting and Grain Pattern Guidelines	168
Fabric Application Direction Guidelines	169
Fabric Application Direction for Systems, Casegoods, and Architecture	171
Fabric Application Direction for Seating	171
Fabric Application Direction for Systems, Casegoods, and Architecture Matrix	172

Veneer Cutting and Grain Pattern Guidelines

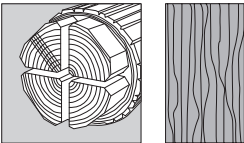
Veneer Cutting and Grain Patterns:

The **cutting method** determines the veneer's figure or grain pattern.



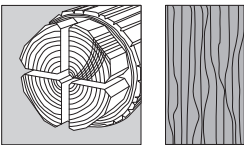
Flat cut

Veneer is cut parallel to the flat side of the cant at a tangent to the growth rings of the tree. This produces a cathedral or oval pattern.



Quarter cut

Veneer is cut from quarter sections of the log, produced by cutting each cant in half. Cutting lines are at an approximate 90° angle to the growth rings at the center of the quarter. This produces a straight grain or ribbon pattern.



Rift cut

This veneer cut is used specifically for oak, to minimize the appearance of flaking patterns in the grain. Cutting lines are on an arc approximately perpendicular to the growth rings. This produces a comb-like straight grain or ribbon pattern.

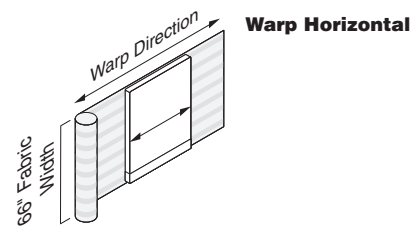
Fabric Application Direction Guidelines

What is the issue?

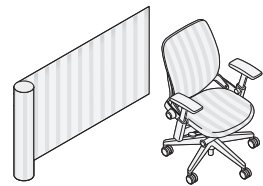
Some textiles are simple and look the same regardless of how you apply them to a product. Many other fabrics are patterned, textured, or have luster that will have a distinctly different appearance if applied in different directions on chairs or panels. Because of these differences, and the fact that there are limits to how some fabrics can be applied to Steelcase products, it is important to understand fabric application direction standards at Steelcase in order to avoid being disappointed.

Talking about direction

Fabrics come on rolls. The long yarns that run down the length of the roll are called the "warp" yarns. These yarns are used to define the direction you are viewing the fabric as it is applied to a panel or chair. Fabric directionality is determined by how the fabric comes off the roll. It is NOT determined by the way the pattern looks on the product (i.e., horizontal stripes do not mean the fabric was applied warp horizontal—it could have been applied warp vertical).

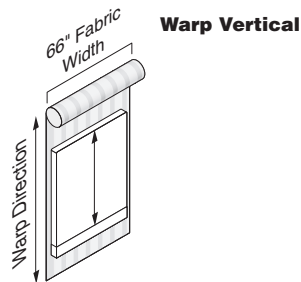


In the example below, the fabric is applied warp horizontal although the stripes appear vertical.



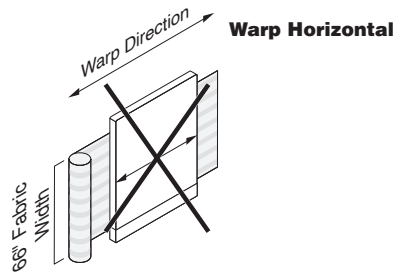
Warp horizontal application is the standard application direction for most Steelcase fabrics on Steelcase panel and seating products. Horizontal application means that as you view the panel or chair in its upright position, the warp yarns of the fabric are running in the horizontal direction.

► See page 172, *Fabric Application Direction for Systems, Casegoods, and Architecture* matrix, for details on these exceptions.

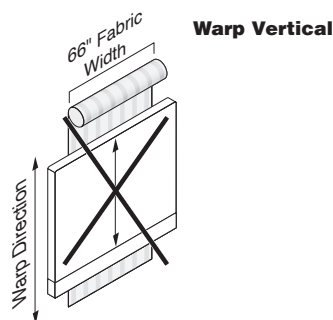


Warp vertical application is the standard application direction for any panels taller than 68"H and a few other exceptions. Vertical application means that as you view the panel or chair in its upright position, the warp yarns are running in the vertical direction.

► See page 172, *Fabric Application Direction for Systems, Casegoods, and Architecture* matrix, for details on these exceptions.

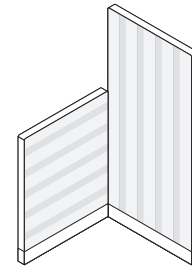


Fabric on panels taller than 68"H cannot be applied warp horizontal because the height of the product is greater than the width of the fabric.



Fabric on panels wider than 68"W cannot be applied warp vertical because the width of the product is greater than the width of the fabric.

Steelcase is not responsible for charges associated with replacement or reupholstery of products due to incorrect specifications.



The combination of tall panels (75"H with warp vertical) with short panels (65"H or less with warp horizontal) will result in the fabric patterns running in opposite directions.

To remedy this situation, the following options are available:

- Use non-directional fabric. Only a small selection of fabrics are non-directional.
- Use fabrics that have standard warp vertical application direction.
- Specify warp vertical application on fabrics that are standard warp horizontal.

Tip: If you require warp vertical and it is not the standard, you must specify the warp vertical option on every line in the order.



Railroaded means the same thing as *warp horizontal* and is often used when talking about chairs. *Across roll* is another term for running the fabric in this direction.



Woven way means the same thing as *warp vertical* and is often used when talking about chairs. *Down roll* is another term for running the fabric in this direction.

What determines fabric direction?

Standard default directions exist for all products. You may specify a fabric to be cut in a specific direction if the product allows it to be applied. The purchase order must clearly state the application direction if it is other than standard. Refer to the following tables for the standard directions.

Tip: If you are changing the application direction of fabric, yardage requirements may increase resulting in an additional upcharge. This upcharge will be applied to the purchase order.

Structural panels, tackboards, and tiles have standard Steelcase vertical surface fabrics applied warp vertical or warp horizontal, depending on the fabric.

▶ See page 169 for the standard directions.

Why do dealers have to specify fabric application direction?

Sometimes COM fabrics have patterns that look awkward or inappropriate if they are applied in the standard direction. Therefore, it is critical to know how the pattern is run on the roll to ensure that Steelcase builds and ships each order to the customer's expectation. Some examples are shown here.



Incorrect?



Correct?



Incorrect?



Correct?



Incorrect?



Correct?



Incorrect?




Correct?

• Steelcase does not know which way your customer wants to see these patterns on their furniture.

• Dealers must specify application direction on all COM orders.

Swatch directions

All Steelcase fabric swatches and samples are shown in the warp horizontal direction. If you hold any fabric sample in the orientation shown below, the fabric will be in the warp-horizontal direction.



Swatch card



Memo sample



To see how a fabric will look if it is applied warp vertical, turn it 90°.

Tip: Fabric direction on samples from COM vendors may vary by product. Most textile companies will swatch their fabrics in a warp vertical (woven way, down roll) direction. Some exceptions might be made to address patterns especially with stripes. Typically, when a fabric is swatched in a warp horizontal (railroad or across roll) direction, the direction is noted on the swatch card or fabric sample. If in doubt of a fabric direction, we encourage you to contact the textile vendor for clarification.

Fabric Application Direction for Systems, Casegoods, and Architecture

Fabric	Standard Application Direction	Tips
Steelcase Textiles	Varies by fabric	▶ See page 172, <i>Fabric Application Direction for Systems, Casegoods, and Architecture</i> matrix.
Select Surfaces-Designtex	Varies by fabric Dealers must specify desired fabric application direction on all select surfaces orders.	Test results may impose exceptions. Confirm test results and application direction on COM website and <i>Designtex.com</i> prior to ordering.
COM Fabrics	Varies by fabric Dealers must specify desired fabric application direction on all COM orders.	Test results may impose exceptions. Confirm test results and application direction on COM website prior to entering COM orders.

Fabric Application Direction for Seating

Fabric	Standard Application Direction	Tips
Steelcase Textiles Upholstery	Railroaded (warp horizontal)	SILQ 418 Series will only take warped vertical fabrics. This includes all Standard Steelcase fabrics, Select Surfaces, and COMs.
Select Surfaces-Designtex	Varies by fabric Dealers must specify desired fabric application direction on all select surfaces orders.	Confirm test results and application direction on COM website and <i>Designtex.com</i> prior to ordering.
Select Surfaces-Gabriel	Varies by fabric Dealers must specify desired fabric application direction on all select surfaces orders.	Confirm test results and application direction on COM website and <i>Gabriel.dk</i> prior to ordering.
Select Surfaces-Kvadrat	Varies by fabric Dealers must specify desired fabric application direction on all select surfaces orders.	Confirm test results and application direction on COM website and <i>Kvadrat.dk</i> prior to ordering.
COM Fabrics	Varies by fabric Dealers must specify desired fabric application direction on all COM orders.	The most common COM application direction for seating is warp vertical. Confirm test results and application direction on COM website and your textile vendor's site prior to entering COM orders.
COM Vinyls	Varies by fabric Dealers must specify desired fabric application direction on all COM orders.	Most solid vinyls are commonly applied in the warp horizontal application direction.

Fabric Application Direction Guidelines, continued

Fabric Application Direction for Systems, Caseworks, and Architecture

Legend

- = Not available
- D = Directional fabric
- ND = Non-directional fabric
- H = Horizontal
- V = Vertical
- P = Due to its parametric nature and options for portrait or landscape skins, the default fabric orientation can vary.
- HO = Horizontal only
- VO = Vertical only
- ⊖ = Excluded
- ⊕ = This finish is part of the global surface materials palette. Geographical differences, by product line, may apply.

COM Fabrics
Application direction may vary.
Check our website at steelcase.com/surface-materials, under Custom Surfaces.

	Fabric Direction	All Panels taller than 68"H	All Tackboards and Accent Panels	Answer	Divisio Side Screens	Elective Elements	FrameOne	Kick	Montage	Privacy Wall	Steelcase Wood Furniture	Storage Products	V.I.A.
Abacus ⊕	D	V	H	H	H	H	H	H	H	VO	H	H	P
Alloy	D	V	H	H	H	H	H	H	H	•	H	H	•
Bariolage	D	V	H	H	H	H	•	H	H	VO	H	H	P
Billiard Multi-Use by Designtex	ND	V	H	H	H	H	H	H	H	•	H	H	•
Boccie	D	V	H	H	H	H	•	H	H	VO	H	H	P
Buzz2 ⊕	ND	V	H	H	H	H	H	H	H	VO	H	H	P
Charm	D	V	H	H	H	H	•	H	H	VO	HO	H	P
Cogent: Connect ⊕	D	•	H	•	H	•	H	•	•	•	•	•	•
Flip: Orbit	D	V	H	H	H	H	•	H	H	VO	H	H	P
Flip: TexHex	D	•	HO	HO	HO	HO	•	HO	HO	•	HO	HO	•
Fresco	D	V	H	H	H	H	•	H	H	VO	H	H	P
Latch	D	V	H	H	H	H	H	H	H	VO	H	H	P
New Black: Bruce	•	•	•	•	H	•	•	H	•	•	•	•	•
New Black: Harley	•	•	•	•	•	•	•	H	•	•	•	•	•
New Black: Henry	•	•	•	•	•	•	•	H	•	•	•	•	•
New Black: Jack	•	•	•	•	•	•	•	H	•	•	•	•	•
New Black: James	•	•	•	•	•	•	•	•	•	•	•	•	•
Optic	D	V	H	H	H	H	•	H	H	VO	H	H	P
Pianista	D	•	HO	HO	HO	•	•	HO	•	•	•	•	•
Rhythm	D	V	H	H	H	H	•	H	H	VO	H	H	P
Silk ⊕	D	•	•	•	•	•	•	•	•	•	•	•	•
Sprite	D	V	H	H	H	H	•	•	•	•	H	H	•
Tinsel	D	V	H	H	H	H	•	H	H	•	HO	H	P

* Only available for Answer, Montage, and Kick segmented surfaces up to 48"H. Maximum width for all panels is 48" when applied vertically. These statements apply to both Steelcase and COM fabric.

Tip: Steelcase and COM fabric that is 54"W cannot be applied to Kick or Answer skins that are 53"H or higher.
Tip: For more detailed product information, refer to individual product line specification guides.

Excluded and Transitional Surface Materials

What are Excluded Surface Materials?

Excluded surface materials include popular hard surfaces and textiles from previous Steelcase surface materials programs. These surface materials are available to customers that have standardized on these finishes.

Finishes in the Excluded category may not be available across all materials or product lines. Please refer to the product specification guides for availability by product.

What are Transitional Surface Materials?

This *Transitional* section contains surface materials that are being **maintained for existing customers only** and are likely to be phased out over time. It is expected that each of these Transitional items will enter the existing deletion process when and if a decision is made to discontinue production. These surface materials are indicated with a **■**. Surface materials that have a specific culling date are indicated with an **☒**, followed by the last order entry date. Please review the most recent culling announcement for materials identified for deletion as well as suggested alternative finishes. **New customers or existing customers with new projects should be selecting other surface materials.**

The idea is to give you—our customers, designers, specifiers, and dealers—additional time to prepare for change. With this kind of advance notice, we'll be able to help you:

- make smooth transitions to alternative selections
- avoid selections that may be phased out over time
- be more informed and confident about the long-term plans for our surface materials

Excluded Surface Materials

High-Pressure Laminate	174
Low-Pressure Laminate	174
Wood	174
Plastic	174
Paint	174
Seating Upholstery	174
Vertical Surface Fabric	174
Steelcase Leather	174

Transitional Surface Materials

Paint	175
-------	-----

Transitional Edge Trim Finishes

	176
--	-----

Excluded Surface Materials

High-Pressure Laminate

Fiber Laminate

- 2852 Tungsten Fiber **E**
- 2854 Vellum Fiber **E**
- 2862 Stucco Fiber **E**

Solid Laminate

- 2722 Cream **E**
- 2811 Mist **E**
- 2HAD Green Citrine **E**

Speckle Laminate

- 2820 Coffee Speckle **E**

Woodgrain Laminate

- 2406 Clear Cherry **E**
- 2422 Medium Cherry **E**
- 2511 Winter on Maple **E**
- 25L1 Winter on Maple **E**
- 2592 Blonde on Maple **E**
- 2714 Natural Walnut **E**
- 2HWF Smoked Walnut **E**
- 2LWF Smoked Walnut **E**

Low-Pressure Laminate

Fiber Laminate

- 2L52 Tungsten Fiber **E**

Wood

Wood Finishes on Flat-Cut Natural Veneer

- 3064 Graphite Walnut **E**
- 3084 Washed Walnut **E**
- 3404 Clear Cherry (Aged) **E**
- 3412 Natural Cherry **E**
- 3414 Natural Cherry **E**
- 3424 Medium Cherry **E**
- 3524 Clear Maple **E**
- 3544 Blonde on Maple **E**
- 3592 Blonde on Maple **E**
- 3704 Clear Walnut **E**
- 3714 Natural Walnut **E**
- 3734 Black Walnut **E**
- 3752 Medium Walnut **E**
- 3754 Medium Walnut **E**
- 3764 Dark Walnut **E**
- 3774 Medium Mahogany on Walnut **E**

Wood Finishes on Quarter-Cut Natural Veneer

- 3042 Ash **E**
- 3224 Clear Maple **E**
- 3292 Blonde on Maple **E**
- 3294 Blonde on Maple **E**
- 3304 Clear Walnut **E**
- 3314 Natural Walnut **E**
- 3352 Medium Walnut **E**
- 3354 Medium Walnut **E**
- 3364 Dark Walnut **E**
- 3374 Medium Mahogany on Walnut **E**
- 3384 Graphite Walnut **E**
- 3394 Black Walnut **E**

Wood Finishes on Rift-Cut Natural Veneer

- 3604 Desert Oak **E**

Plastic

Systems Plastic

- 6001 Coffee **E**
- 6038 Blonde on Maple **E**
- 6041 Natural Walnut **E**
- 61AD Green Citrine **E**
- 6607 Woodrose **E**
- 6608 Driftwood **E**
- 6609 Smoke **E**
- 6612 Grey V2 **E**
- 6619 Ice **E**
- 6631 Cream **E**
- 6635 Dawn **E**
- 6650 Sodium **E**
- 6651 Tungsten **E**
- 6652 Titanium **E**
- 6653 Solar Black **E**
- 6659 Light Grey **E**
- 6681 Grotto **E**
- 6682 Cobblestone **E**
- 6686 Gold Dust **E**
- 6688 Steel **E**
- 6694 Slate **E**
- 6696 Sterling Metallic **E**

Paint

Textured Paint

- 7239 Midnight **E**

Smooth Metallic Paint

- 4728 Nickel **E**
- 4798 Sterling Metallic **E**

Seating Upholstery

Price Group 1

Buzz2

- 5F04 Red **E**
- 5F06 Sky **E**

Jacks

- 5B61 Taupe **E**
- 5B63 Camel **E**
- 5B64 Pewter **E**
- 5B70 Midnight **E**

Vertical Surface Fabric

Price Group 1

Abacus

- P123 Portico **E**
- P124 Opus **E**
- P125 Cusp **E**
- P126 Artifact **E**

Price Group 2

Bariolage

- G201 New Andante **E**
- G202 New Cantata **E**

Flip: Orbit

- 5F85 Mud Pie **E**

Flip: TexHex

- 5F75 Mud Pie **E**

Steelcase Leather

Price Group 1

- L107 Black **E**
- L207 Mahogany **E**
- L220 Soapstone **E**
- L221 Rocky **E**

E = Excluded

Paint

Price Group 1

Textured Paint









7278 Dark Bronze **10/27**

10/27 = Last order entry
October 17, 2027

Transitional Edge Trim Finishes

Answer Match Edge Trim Finishes for Universal Worksurfaces

Answer match finishes allow Universal Worksurfaces to be ordered with edge finishes that match the default edge colors of Answer.

Order Finish	1 mm Plastic Edge Color
6K00 	6041 Natural Walnut 
6K01 	6036 Medium Cherry
6K02 	6034 Natural Cherry
6K04 	6037 Winter on Maple
6K05 	6038 Blonde on Maple 
6K06 	6038 Blonde on Maple 

 = Transitional product

Resources— The Fine Print

The Fine Print contains information you might want to know (but is not necessarily required to specify).

Cleaning and Care of Surface Materials

Disinfecting Cleansers	178
Sustainable Cleaning Solutions	178
Vertical Surface Fabrics and Seating Upholstery	178
Leather Upholstery	178
Polyurethane Upholstery	179
Vinyl Upholstery	179
Acrylic	179
PET	179
Markerboard Writing Surfaces	179
Worksurfaces and Finishes	180

Fabric Treatment	181
-------------------------	------------

Who To Call	182
--------------------	------------

Steelcase Textiles Cut Yardage Program	183
---	------------

Glossary	184
-----------------	------------

Cleaning and Care of Surface Materials

Cleaning Your Products

For the most up-to-date resources pertaining to cleaning your products, please refer to <https://www.steelcase.com/cleaning-steelcase-products/>.

Sustainable Cleaning Solutions

A variety of companies and groups assert that their cleaning products are better for humans and the environment than others. Steelcase has not evaluated all of these claims, but believes that Green Seal (www.greenseal.org) is one good source for identifying sustainable cleaning solutions. Green Seal is an independent nonprofit organization with experience in certifying products and services that are sustainable. When searching the site, use GS-37 as the life cycle-based sustainability standard.

Vertical Surface Fabrics and Seating Upholstery

Remove as much soil or staining material as possible by carefully vacuuming, brushing, or scraping with a dull instrument.

Cleaning codes apply only to the outer part of your fabric. Do not over-wet the fabric! If you do, you may damage the upholstery's filling materials. Special finishes or laminations, such as a protective coating (e.g., C-1™) or a flame-retardant treatment, may modify a fabric's cleaning code due to the adhesive type used in lamination (e.g., "WS" code may change to "S" or "W" code).

W – Clean only with water-based shampoo or foam upholstery cleaner. (Water-based cleaning agents are often sold as upholstery shampoo. They are usually sold as foams, concentrated liquids, and dry compounds. Do not over wet. Do not use dry cleaning solvents. Pile fabric may require brushing to restore its appearance. Remove cushion covers to launder.

S – Clean only with dry cleaning solvent. Do not saturate. Do not use water. Remove cushion covers to launder.

WS – Clean with a mild detergent shampoo, foam, or dry cleaning solvents. Do not saturate with liquids. Pile fabric may require brushing to restore its appearance. Remove cushion covers to launder.

X – Do not clean with either water or solvent-based cleaner. Use only vacuuming or light brushing.

Cleaning Code W

Follow these directions for removing water-borne, non-greasy soil or stains (such as coffee, milk, soft drinks, fruit juices, washable ink, etc.):

- 1 Gently apply a water-based cleaner, that is specifically made for cleaning fabric, to the soiled area using a clean cloth or sponge, such as an upholstery shampoo.
- 2 Work the cleaner into a lather or foam, if possible, to minimize soaking the fabric. Using light brushing motions, work from the outside of the soiled area toward the center to prevent rings.
- 3 Allow fabric to dry completely, then vacuum thoroughly.

Cleaning Code S

Follow these directions for removing oil-borne soil or stains (such as salad dressing, grease, lipstick, ball-point ink, etc.):

- 1 Gently apply a dry-cleaning fluid to the soiled area using a dampened, clean cloth or soft-bristle brush.
- 2 Using quick, light, rubbing or brushing strokes, work from the outside of the soiled area toward the center to prevent rings. Avoid soaking the fabric.
- 3 Gently blot with a clean, absorbent cloth to soak up and remove dampened soil.
- 4 Allow fabric to dry completely, then vacuum thoroughly.

Large Areas

When large fabric areas must be cleaned, such as complete panels, it is recommended that you employ a professional cleaning firm that uses a dry-foam upholstery shampoo and an immediate wet pick-up vacuum system, that does not exceed 170F.

Do not steam clean or use other methods that soak or heat the fabric.

Regular and proper maintenance of your upholstery fabric permits less frequent cleaning.

Maintenance is routine, on-going care which reduces soil buildup on a fabric's surface. Maintenance also includes treating spots and stains promptly.

Vacuum regularly with a proper upholstery attachment to remove air-borne dust and lint thoroughly.

Clean periodically to remove accumulated grime and retain the fabric's original appearance as much as possible.

Clean protective arm covers and head rests so they do not look different from the rest of your upholstery. Promptly treat spots and stains. (An International Fabricare study confirmed the detrimental effects of allowing stains to age, when they could have been successfully removed, if treated immediately. After one week, 20% of stains could not be removed. After 3 weeks, 50% of stains could not be removed. If stain has oxidized, or totally hardened, it forms an insoluble product that cannot be removed). Turn and rotate loose cushions to equalize wear and soiling.

Leather Upholstery

Dusting with a clean, dry cloth is the recommended routine cleaning method for an aniline-dyed, full-grain leather. For spots and spills, wipe excess liquid immediately and let air dry. If necessary, use lukewarm water and mild non-detergent soap, work into a thin lather with a soft cloth, rinse with clean water, and buff to restore luster. The use of any other product could cause reactions with the solvent-free chemicals used in the tanning process.

Part of leather's unique appeal is the sophisticated aging process that occurs over time. Soft, comfort wrinkles can appear upon use and are considered common. Comfort wrinkles are a normal characteristic of leather and are part of the natural qualities and softness that leather provides. Leather has naturally occurring markings from the everyday activities of an animal's life and as a result, some of these markings can show on an upholstered chair. These markings are what give each chair unique character and premium quality.

Polyurethane Upholstery

For regular maintenance, use lukewarm water and mild soap to remove most soil and stain. Do not over-saturate the material with water.

For stubborn stains, remove as much soil or staining from the material as possible by carefully vacuuming or brushing with a dull instrument. Lift most stains with an alcohol-based cleaner. Thoroughly rinse all cleaning solution residue with water and let air dry. To remove ballpoint pen, address the stain immediately by wiping with isopropyl alcohol (rubbing alcohol). Not all ink stains can be removed.

Never use furniture polishes, oils, solvents, varnishes, abrasive cleaners, or solutions of ammonia and water on polyurethane.

Vinyl Upholstery

Clean the soiled area with mild soap and water; then rinse with fresh water and wipe dry with clean cloth. For more difficult stains, wipe affected area with a soft cloth or soft bristle brush using a non-abrasive cleaner, for example, Formula 409 or Fantastik. Rinse with fresh water and wipe dry.

Never use furniture polish, oils, varnishes, abrasive cleaners or ammonia. Isopropyl Alcohol (70%) can be used to remove the most difficult stains that cannot be removed with soap and water. It is important to rinse the cleaned area with fresh water after applying the alcohol solution.

Acrylic

Dust with a soft, damp cloth or chamois. Clean only with mild soap, detergent and water, or Pledge. **Do not** use window-cleaning fluids, scouring compounds, gritty cloths, leaded or ethyl gasolines, or strong solvents such as alcohol, acetone, carbon tetrachloride, etc. To remove tar, grease, paint, etc., use naphtha or kerosene. Rinse well and dry with a soft, damp cloth or chamois. Polish acrylic by applying a thin, even coating of automobile paste wax with a soft cloth. Do not use a cleaner-wax combination. Remove minor surface scratches by waxing. Remove deeper scratches by sanding lightly with 400-grit, “wet or dry” sandpaper and buffing with a clean, muslin wheel dressed with a good grade of fine-grit buffing compound. A ¼" electric drill with a 4" buffing wheel has sufficient RPMs. Buff lightly with a clean cotton flannel or jersey cloth.

Avoid aromatic solvents and abrasives. Acrylic is combustible, so observe fire and safety procedures appropriate for compatible forms of wood. Do not expose to excessive heat or flame.

PET

To clean a PET surface, begin by gently brushing and vacuuming to see if the stain material can be removed, and if not follow our method for cleaning seat cushions (see video tutorial <https://www.steelcase.com/cleaning-steelcase-products/#how-to-sanitize-your-steelcase-products>) using a mild detergent solution and a wet vac. Blotting a porous surface like PET is generally not successful as the stain and cleaning agent needs to be lifted out of the material.

Markerboard Writing Surfaces

Use dry erase markers only. Remove dry-erase markings with a markerboard eraser or soft cloth as often as possible. Change erasers, as they become dirty. Dirty erasers will leave ink residue on the surface.

For daily cleaning, or as needed, use a dry erase cleaner, or a non-abrasive household cleaner, such as glass cleaner. This may be done with a soft cloth or sponge. Dry the surface with a soft cloth prior to writing. All markings should be removed weekly.

Caution:

- Do not use permanent markers on markerboard surfaces. In the event a permanent marker is used, removal of markings may be attempted by using dry erase cleaner, or by writing over the marking with a dry erase marker and erasing with a markerboard eraser or soft cloth.
- Do not use abrasive cleaners or solvent type cleaning solutions, such as Ketones (Acetone, MEK, etc.) lacquer thinner, nail polish remover, etc. because they may remove the finish from the markerboard surface.

Cleaning Instructions for Answer Markerboard Skins:

- 1 Use clean dry eraser or microfiber cloth to remove as much ink as possible.
- 2 Use Expo cleaner or other markerboard cleaner with microfiber cloth. If the markerboards are used daily, cleaning may be required 2-3 times a week.
- 3 For heavily used boards and persistent markings, clean with 91% Isopropyl Alcohol (IPA) with a microfiber cloth. It is recommended that the markerboard skins be cleaned with 91% IPA once a week.
Tip: Use of household cleaners on Answer markerboard skins is not recommended.

Worksurfaces and Finishes

For all laminate tops, painted and plated metals, and plastics

Wiping with a damp cloth will remove general soiling and water-borne stains. If needed, use a hard-surface, all purpose cleaner such as Formula 409, Fantastic, Top Job, or Mr. Clean. Follow the manufacturer's instructions for general purpose cleaning. To prevent staining, ink should be removed as soon as possible. Do not use paint thinners, naphtha, or solvent-based fluids. To fill scratches in woodgrain laminate tops, use an oak, walnut, or mahogany putty stick which can be purchased at paint supply and hardware stores.

Clean metal finishes with a non-abrasive cleaner. Apply the cleaner sparingly, making sure that it does not come into contact with any wood surface. Wipe the hardware dry with a clean, soft cloth.

Protecting Wood Surfaces

Use desk pads and coasters to help protect the finish against dents, scratches, moisture and hot and cold liquids. Do not use desk pads that have plastic backing. Use felt or leather pads on the bottoms of office equipment and accessories. Periodically move desk accessories and other objects kept on the worksurface to ensure even aging. Lift objects when you move them, instead of pulling or pushing them across the surface, to avoid scratching the surface. Avoid leaving vinyl binders on worksurface for long periods. If you use a protective glass top, insert felt pads between the glass and the worksurface, to create an air space and allow the wood to breathe. Keep your furniture away from direct sunlight. Avoid extreme temperatures and humidity. Maintain temperatures between 60 and 80 degrees Fahrenheit and humidity levels between 30 and 50 percent.

Cleaning Wood Surfaces

Keep a supply of soft, clean, absorbent cloths handy for wiping up spills and regular dusting. To dust, wipe with a slightly damp, soft cloth, using another soft cloth to dry. Always wipe the surface in the direction of the woodgrain. Use a quality cleaner or flax soap formulated especially for use on wood surfaces. Do not use oils or ammonia. Dilute the cleaner as directed by the manufacturer. Dampen but do not saturate a soft cloth with the diluted cleaning solution. Wipe the surface in the direction of the woodgrain to remove dirt and fingerprints. Wipe the surface clean with a soft, dry cloth. Quality spray wax may be applied sparingly twice a year. Excessive waxing may result in a wax build-up which feels sticky and attracts an unusual amount of dirt. For information about how to remove this wax, contact your facilities department or Steelcase dealer. Wood is a "forgiving" material which can usually be repaired. If your worksurface is damaged, call your facilities department or Steelcase dealer.

Maintenance Contract

Many Steelcase dealers offer maintenance contracts for your convenience. Contact your dealer for more information.

Soil Retardant—Steelcase Surfaces

Soil retardants are treatments that provide long-term soil and stain resistance to a fabric without affecting the shade or integrity of the fabric.

The following Steelcase Textiles are available pre-treated with soil retardant. (You do not need to select the soil retardant option for these fabrics and incur an upcharge.)

Jacks
Link
Spyder

Soil retardant treatment is available on other Steelcase seating fabrics at an additional upcharge. To order this option, please select “Soil Retardant Treatment” under “Optional Accessories”. For soil retardant availability, see the *Seating Upholstery Technical Information*.
▶ See page 140

Soil Retardant—Select Surfaces

For soil retardant treatment on Designtex patterns in the Select Surfaces offering, go to the Designtex section at steelcase.com/surface-materials, under Select Surfaces.

Soil Retardant—COM

For soil retardant treatment on COMs, please select “Soil Retardant Treatment” under “Optional Accessories.” Minimums or additional yardage may be required. Please contact the vendor directly for specific information. Extended leadtimes may be necessary for this service.

Contact

For Steelcase fabrics, contact your Steelcase Sales Service representative at 1.888. STEELCASE (1.888.783.3522) or send an e-mail to lineone@steelcase.com. For Designtex fabrics, contact your local Designtex sales representative at 1.800.221.1540.

Who To Call

This list lets you know who to call when you have questions concerning specific programs:

Steelcase Textiles Cut Yardage

Contact a Steelcase Textiles cut yardage administrator for the following information regarding the purchase of Steelcase Textiles by the yard: (cut yardage is available for purchase in full yard increments only)

- Ordering procedures

Phone: 616.475.2426

Questions regarding your cut yardage purchase orders should be asked of your Steelcase SFT Representative.

Designtex

Contact Designtex for the following information:

- Samples of Designtex fabrics
- Designtex products

Phone: 1.800.221.1540
212.886.8179

Web: Designtex.com

Mailing address

Designtex
New York, NY
200 Hudson Street
9th Floor
New York, NY 10013
212.886.8100
info@designtex.com

Gabriel

Contact Gabriel for the following information:

- Samples of Gabriel fabrics
- Gabriel products

Phone: +45.9630.3100

Web:

http://www.gabriel.dk/textiles/steelcase_select/

Kvadrat

Contact Kvadrat for the following information:

- Samples of Kvadrat fabrics
- Kvadrat products

Phone: +45.8953.1831

Web: www.kvadrat.dk

Email: Marianne Ankjaer Nielsen at man@kvadrat.org

Fabric Treatment

Contact your Steelcase Sales Service Representative:

Phone: 1.888.STEELCASE (1.888.783.3522)
or send an e-mail to lineone@steelcase.com.

Other Questions

If you have a problem, question, or request, call your local dealer or Steelcase at 1.888.STEELCASE (1.888.783.3522) or send an e-mail to lineone@steelcase.com, for immediate action by people who want to help you. Outside the U.S.A., Canada, Mexico, Puerto Rico, and the U.S. Virgin Islands, call 616.247.2500. For information about Steelcase, the name of your nearest Steelcase dealer, or for product literature, call 1.800.333.9939, or visit our website at steelcase.com.

Steelcase Textiles are available for purchase by the yard, in addition to being ordered on Steelcase products. All orders can be placed through Hedberg. The most current dealer/price list can be found on *village.Steelcase.com* under Surface Materials Program, Textiles.

Ordering Procedure

When Placing an Order

Please provide the following information to place an order:

- Specify fabric part number and color number from the SCY catalog
- Yardage required (Fabric is sold only in full yard increments. Leather is sold by the square foot.)

Order Information

Dealer prices are your net cost. This price list gives the approximate size of the repeat. Allowance for slight variations should be made when calculating yardage requirements. Discontinued items not appearing in this price list may still be in stock in limited quantities. Larger orders may be available on a special order basis. Selected fabrics and/or leathers are sold on a non-cancelable basis.

Shipping Information

Cut yardage orders are dependent on inventory volumes, so leadtime will vary. If stock is available, your cut yardage order will ship in a 10 day leadtime, observing a service parts schedule. Please check order status on the Village for shipping information or use Webtracks. There is no freight cost for cut yardage orders unless specific shipping terms are requested.

Terms and Conditions

Terms are 1% per 15 days, net 30 days. No discounts are allowed on freight or sales taxes. If you order has been cut or shipped, cancellations cannot be accepted. Subsequent restocking charges of up to 35% are applicable on all cancellations or returns. It is the customer's responsibility to determine code compliance confirmation if a product is ultimately used in a way other than it was originally intended to be used by Steelcase Textiles (e.g., upholstery fabric used as a wallcovering).

Returns

No returns will be accepted without a written authorization. All claims must be submitted via LASER. Claims will not be accepted on any merchandise which has been cut or processed in any way by the purchaser or purchaser's agent. Claims for reasons other than Steelcase Textiles' responsibility, if accepted, are subject to a restocking charge of 35%. The party returning the product is responsible for arranging the return of the product and all associated freight costs. Leather orders are non-cancelable and hides cannot be returned. Credit will not be issued unless the fabric is received within 30 days of the date of written authorization. Under no circumstances will cuts of less than 10 yards be accepted for return.

Canadian Pricing

The Canadian Dealer prices listed are in Canadian dollars, and are all inclusive. These prices include freight, duty, and brokerage fees.

Contact

International Destinations

Orders destined for ports of embarkation or for destinations outside Canada or the United States, please contact Steelcase International at:
Phone: 616.246.4700
Fax: 616.246.4040

Contact Information

Steelcase Textiles
Phone: 616.475.2426

Glossary

Words in bold type are also defined in the glossary.

Abrasion resistance

The ability of a textile or other surface material to withstand rubbing and abrasion without loss of original color or other physical properties.

Abrasion tests

Tests performed on surface materials, usually textiles, to determine their resistance to rubbing, abrasion, scuffing and other forms of wear. Steelcase textiles are tested with the Wyzenbeek and Taber abrasion tests.

▶ Page 130

Absorbency

A measurement of a textile's ability to absorb liquid, in terms of both the amount that can be absorbed and the rate of absorption.

Across roll pattern cutting

When a fabric is used horizontally from the roll for pattern cutting.

Anti-microbial

Having the ability to inhibit the growth of, or destroy, microorganisms.

Application direction

The direction the fabric will appear once applied to Steelcase products (i.e., warp vertical or warp horizontal).

Backing

A material or coating on the back of a textile that reduces fraying, **raveling** or slippage and helps the textile retain its shape.

COM or Customer's Own Material

Steelcase chairs may be ordered with any special fabric of the customer's choice that meets basic requirements of size and manufacturing applicability.

▶ Page 155

Commercial match

A match or slight variation from product to product. This means that production materials may vary slightly in color, texture, and finish.

Composite veneer

An engineered veneer intended to create consistent grain patterns and characteristics.

Crêpe

A woven textile without a visible **pattern repeat** that has a pebbled or grained surface.

Crocking

The transfer of color or dyes from one surface to another by abrasion.

Crossover

The availability of a color in different surface materials (or commodities); also the availability of a color or a surface material on different product lines.

Customiz

Customiz is a program that allows the customer to create a unique color on a specific surface material.

Custom color

A color created in a surface material to meet a customer's specific needs. Only certain surface materials can be custom colored.

▶ Page 160

Cutting direction

The way pattern pieces are cut from a roll of fabric (i.e., vertically or horizontally across the roll).

▶ Page 169

Cut yardage program (Steelcase Textiles)

Steelcase fabrics can be purchased for use in refurbishing, coordination with other furnishings in an environment of products, or application to competitive products through the Steelcase Textiles program.

▶ Page 183

Dobby pattern

A woven textile with a small-scale **pattern** produced on a doobby loom.

Down-roll pattern cutting

The fabric is used vertically from the roll for pattern cutting with selvages left and right. The fabric is used in the direction that it is woven. The same as **woven way** or **warp vertical**.

Edge band

Material applied to the edge of a table or worksurface.

Fabric treatment

Application of chemicals to a textile surface to improve stain resistance, fire retardancy, abrasion resistance, or other characteristics.

▶ Page 181

Filling (weft)

The horizontal threads of a woven fabric.

Fire resistance

The ability of a material to resist ignition and burning when exposed to flame.

Fire retardant chemical

Chemical or chemical compound for which a functional use is to resist or inhibit the spread of fire that is present in any covered product.

Flat cut or flat sliced

A veneer cutting technique that produces a **cathedral grain** pattern. A simple method of making flat, level cuts through the lengths of the veneer log.

Grade level

Another term for **price group**. Steelcase textiles are available in a range of grade levels.

Grain

A description of patterns made in veneer by the wood fibers. Patterns are created by the direction, size, arrangement, color contrast, and quality of the fibers.

Hand

A description of the way a textile feels to the touch and the way it drapes.

Hue

A description of a color's classification such as red, orange, yellow, green, blue, or violet.

Jacquard weave

A textile produced on a jacquard loom. This loom permits each warp thread to be manipulated independently, allowing it to produce textiles with a broad variety of weave patterns and designs.

Laminates

Durable materials that are applied to worksurfaces in order to achieve a smooth surface for a variety of tasks. Laminates can be applied to several surfaces in the office environment.

Lightfastness

The ability of a color to remain true and unfaded after exposure to light.

Memo

A 7" x 8" surface material textile sample.

Natural veneer

Veneer that comes directly from the unprocessed log. Grain patterns are the result of natural tree growth.

Palette

A given range or a set of colors developed for a specific purpose.

Pattern

A design that is woven into the structure of the textile or applied after weaving by dyeing or printing.

Pattern repeat

The measurement, in length and width, of a single unit of a repeating pattern.

PerfectMatch

A program that allows the customer to create a custom paint color for Steelcase products.

► Page 159

Piece dye

The process used to dye fabric after it is woven.

Pilling

A form of textile wear in which abraded fibers roll up and appear as small balls on the surface of the textile.

Plain weave

A textile produced using the simplest weave formation. A one up one down warp and filling weave arrangement creates a very simple, plain fabric.

Price group

All Steelcase fabrics are arranged in price groups. They range from price group one through price group ten. Price group one is the least expensive and price group ten the most. The price group of a fabric is based on the cost to manufacture it.

Quarter cut

A veneer cutting technique that produces a straight grain pattern.

Railroaded pattern cutting

When the roll of fabric is horizontal for cutting, with selvages at the top and bottom. If you think of railroad tracks, the selvages represent the long rails, and the ties represent the width of the fabric.

Rift cut

A veneer cutting technique that produces a comb-like straight grain pattern.

Seating upholstery, seating textiles, and seating fabrics

Textiles and other materials that are appropriate for use on seating, including both woven and non-woven (leather and vinyl) upholstery.

Soil retardant treatment

A coating or other treatment applied to a fabric to improve soil and stain resistance.

► Page 181

Solid laminate

Laminate that is a single color without a pattern.

Speckle laminate

Laminates with a subtle, random pattern made up of tiny dots of color in varying color values.

Strength

The ability of a textile or yarn to withstand stress without breaking.

Surface material

Any material that can be specified for application to Steelcase products in order to achieve an aesthetic effect. Steelcase surface materials include paint, laminate, wood, vertical surface fabrics, seating upholstery, systems plastics, seating plastics, seating coating, metals, and other finishes.

Surface Materials Binder Set

Binders containing surface material specification tools. The set includes the Hard Surfaces, Steelcase Textiles Vertical Surface Fabrics, and Steelcase Textiles Seating upholstery Binders.

Swatch

A sample of a surface material that is used as a specification tool and/or on presentation boards.


Taber

A test that establishes whether textiles meet or exceed industry standards for wear. The Taber Abrasion test is used for both seating upholstery fabrics and vertical surface fabrics. The test measurement is given in cycles, which indicate how many abrasive revolutions can be applied to the fabric before the first yarn bundles, or fibers, begin to break. Steelcase fabrics are tested with both the Taber test and the **Wyzenbeek** test to meet all industry standards.

► Page 130

Textile

A material that can be used as seating upholstery or for vertical surface applications. In the Steelcase Surface Materials Program the words textile and fabric are used interchangeably.

**3" x 3" sample**

A three inch square sample of a hard surface material that can be used for specification or on presentation boards.

Transitional category

Transitional surface materials are being maintained for existing customers and are likely to be phased out over time.

Tweed

A woven textile characterized by mixed colors and a textured surface caused by the novelty yarns used to make tweed fabrics.

Twill

A woven textile with a distinct diagonal pattern.

Ultraviolet (UV) stability

The fade-resistance of a textile or finish.

Value

The relative lightness or darkness of a color.

Veneer

A thin layer of fine wood that is used as the outer surface material to achieve a wood effect.

Vertical surface fabric

A fabric suitable for use on furniture panels and other vertical surfaces, such as tackboards.

Warp

The vertical threads of a woven fabric.

Weaving

The process of making textiles using a loom. **Filling** (horizontal) threads are run over and under warp (vertical) threads to make a length of woven textile. **Patterns** can be created by using the yarns in different sequences.

Weight

Measurement of textile weight is given in ounces per linear yard and represents the weight of one linear yard of fabric expressed in ounces.

Woodgrain laminates

Laminates that duplicate the colors and patterns of wood veneer.



Woolen

Yarns characterized by bulkiness and softness, created by spinning fibers together using the woolen spinning system.



Worsted

Yarns characterized by smooth surfaces and luster, created by spinning together long fibers using the worsted spinning system.

Wyzenbeek

A test that establishes whether textiles meet or exceed industry standards for wear. The Wyzenbeek Abrasion test is primarily for seating upholstery fabrics, but it can also be used to test vertical surface fabrics. The test measurement is given in double rubs, which indicate how many abrasions can be applied to the fabric before it begins to show loose threads or other signs of obvious wear. Steelcase fabrics are tested with both this method and the **Taber** Abrasion test, to meet all industry standards.

▶ Page 130

Yarn

Fibers twisted (plied) into a single, continuous thread.

Yarn dyeing

The dyeing of yarns before weaving, which makes it possible to create multicolored textiles.

Trademark List

™/® The following is a non-exhaustive list of trademarks and registered trademarks for products of Steelcase Inc. or one of its related corporate entities: Agree, Airtouch, Aisla, Alight, Amia, Answer, Apprise, Aspekt, Avenir, Await, B-Free, Ballet, Bassline, Bindu, Bivi, Bix, Bottomline, Brody, Buoy, Cachet, Campfire, Capa, CF Series, CG_1, Chord, Circa, Clipper, Cobi, Collaboration, Convene, Coupe, Cura, Currency, dash, Divisio, Duo, E-Table 2, Edge Series, Elbrook, Elective Elements, Embold, Empath, Everwall, Exponents, Folio, FrameOne, Gesture, Groupwork, Host, Hosu, i2i, Jenny, Kart, Kathryn, Kick, Lagunitas, Leap, Leela, LessThanFive, LiveBack, LiveSeat, Mackinac, Marien152, Max-Stacker, media:scape, Migration, Millbrae, Mineral, Mitra, Montage, Montara650, MoreThanFive, Move, Node, Ocular, Ology, Opus, Paperflo, Passerelle, Player, Pocket, Potrero415, QiVi, Radia, Regard, Relay, Reply, Ripple, Roam, Sarto, Scoop, Sebastopol, Senti Series, Senza, Shortcut, Sidewalk, Siento, Sieste, SILQ, Soffio, Sorrel, SOTO, Steelcase Eclipse, Steelcase Flex, Steelcase Karman, Steelcase Relay, Steelcase Rise, Steelcase Series, Surround, SW_1, Switch, Sync, Tava, Tenor, Think, Thoughtful, Thread, Together, Train, Trees, Turnstone, Umami, Underscore, V.I.A., Verb, Verge, Verlay, Victor2, Visalia, WorkValet, and X-tenz.

™/® The following are trademarks or registered trademarks of AMQ Solutions, LLC: 3F, Activ, Amobi, Bixby, Bodi, Cluvo, Concur, Embank, FL-X, Iline, Jaku, Kinex, Personality Plus, Revi, S-Series, Siya, Tektis, Tizu, Uptake, and Zilo.

™/® The following are trademarks or registered trademarks of Orangebox Ltd., Cardiff, UK: Air3, Aspect, Avi, Away from the Desk, Border, Campers & Dens, Coppice, Cubb, Kirm, On the QT, Ramsey, Skomer, Sully, Track-B, and Vale.

™/® The following are trademarks or registered trademarks of Viccarbe Habitat, S.L.: Aleta, Cambio, Designed in The Sun, Foro, Funda, Holy Day, Kelly, Last Minute, Noha, Savina, Sistema, Sistema, Viable, and Wrapp.

® The following are registered brands of Steelcase Inc. and its family of companies: Steelcase, AMQ, Coalesse, Designtex, Halcon, Orangebox, Smith System, and Viccarbe.

® The following registered trademarks are under license from AWI Licensing Company, Dover, DE: SoundScapes, DuraBrite, BioBlock, and Armstrong.

® The following registered trademarks are under license from Byrne Electrical, Rockford, MI: Interport, Mini-Port, Axil Z, and Ellora.

® The following is a registered trademark of DuPont, Wilmington, DE: Corian.

® The following is a registered trademark of Genlyte Thomas Company, Louisville, KY: Lightolier.

® The following is a registered trademark of Hilti Corporation, FL-9494 Schaan, Principality of Liechtenstein: Hilti.

® The following is a registered trademark of Leviton Manufacturing Company, Little Neck, NY: Decora.

® The following is a registered trademark of Mechanical Plastics Corp, Elmsford, NY: Toggler.

® The following is a registered trademark of Microsoft Corporation, Redmond, WA: Microsoft.

® The following are registered trademarks of Orangebox Ltd., Cardiff, UK: Orangebox.

® The following is a registered trademark of Panduit Corporation, Lockport, IL: Panduit.

® The following is a registered trademark of Trav (Press), Cuneo, Italy: Assisa.

® The following is a registered trademark of Virtual Ink, Boston, MA: mimioActive.

® The following registered trademarks are under license from Wilkhahn Furniture Products: Avera, Senzo, Versal, and Wilkhahn FS.

® The following are registered trademarks of Polyvision Corp: Flow, Motif, Polyvision, Sans, and Serif.

® The following is a registered trademark of Wilsonart International, Temple, TX: Chemsurf.

® The following is a registered trademark of Wiremold, West Hartford, CT: Wiremold.

® The following is a registered trademark of EMU Group S.P.A., Perugia, Italy: EMU.

® The following is a registered trademark of Security People, Inc.: Digilock.

® The following are registered trademarks of Natural Capital Partners Europe Limited: CarbonNeutral and the CarbonNeutral Certified logo.

™ The following is a trademark of Microsoft Corporation, Redmond, WA: Windows.

™ The following is a trademark of Rodman Industries, Inc., Oconomowoc, WI: ResinCore1.

™ The following is a trademark of Ultrafabrics, LLC, Elmsford, NY: Ultraleather.

™ The following trademarks are under license from Wilkhahn Furniture products: Cana, Linus, Logon, Picto, Range, Stitz, Thema, Timetable, and Tubis.

™ The following trademarks are under license from Walter Knoll: Andoo, Bob, Lazlo, Lox, Ribbon, and Together.

™ The following trademarks are under license from PP Mobler: Bar and Flag Halyard.

™ The following trademarks are under license from Carl Hansen: Elbow, Paddle, Shell, Wing, and Wishbone.

™ The following trademarks are under license from Cambridge Sound Management, LLC Cambridge, MA: QtPro Soundmasking, Qt Quiet Technology, and Sonet Qt.

™ The following is a trademark of Electri-Cable Assemblies, Shelton, CT: Interact.

™ The following is a trademark of Clestra Hauserman: IRYS.

™ The following is a trademark of Wiesner-Hager Möbel GmbH: Nooi.

™ The following are trademarks of Polyvision: Accord, a3, e3, Boundri, and Nota.

™ The following is a trademark of Bostock Company, Inc: SnapCab.

™ The following is a trademark of Williams-Sonoma, Inc: West Elm.

™ The following is a trademark of Elena Marquina Testor: nanimarquina.

™ The following is a trademark of Forbo International SA: Forbo.

Trademarks used herein are the property of Steelcase Inc. or their respective owners.