



Storage Specification Guide

Availability

Electronic price list updated with release 202.D (U.S.) and 157.D (Canada), dated December 15, 2025.

All specifications subject to change without notice. Reference the electronic catalog/Hedberg for current pricing.

Transitional products in this specification guide are **maintained for existing customers only** and are likely to be phased out over time. These products are indicated with a . Products that are scheduled to be culled are indicated with an , followed by the last order entry date.

Surface Materials

The surface materials team has announced the launch of the Finish Library, found at www.steelcase.com/finishlibrary/.

► For a list of all trademarks, refer to the last page of this specification guide. © 2025 Steelcase Inc.

Ten Tips: How to Get the Most Out of This Book 2

Additional Resources 4

Understanding

Counterweights	5
TS Series Storage Products	15
Universal Steel Storage Products	41
Storage Tops, Shelves, and Accessories	99
Universal File Surrounds	109
WorkValet Lockers	115
High-Density Storage Products	155
Lighting	163
Victor2	179

Specifying

TS Series Storage Products	185
Universal Steel Storage Products	215
Universal File Surrounds	303
Storage Tops, Shelves, and Accessories	311
WorkValet Lockers	333
High-Density Storage Products	417
Lighting	425
Victor2	433

Resources and Surface Materials 439




For Canadian Pricing

Canadian factor can be found at www.steelcase.com/CADpricing/. Calculate in the following order to avoid rounding errors:

- Multiply the base price and each option by the Canadian factor.
- Round each to the nearest dollar.
- Add base and options for total list price.

Ten Tips: How to Get the Most Out of This Book

Tip 1



Watch the tabs on the right-hand edges of the pages. They'll always indicate which chapter you are in.

Tip 2

Statement of Line

Component	Dimensions	Page Reference
Base Junction	1 1/2" x 1 1/2" x 1 1/2"	10
Product Detail	1 1/2" x 1 1/2" x 1 1/2"	11
Connections	1 1/2" x 1 1/2" x 1 1/2"	12
Surface Materials	1 1/2" x 1 1/2" x 1 1/2"	13
Wiring and Cabling	1 1/2" x 1 1/2" x 1 1/2"	14
Actual Dimensions	1 1/2" x 1 1/2" x 1 1/2"	15

Use the Statement of Line pages for an overview of the available components, their sizes, and page references for additional information. Each *Understanding* chapter includes a statement of line after the table of contents.

Tip 3



Find cross references by looking for page numbers flagged with an arrow.

Tip 4

Study the product detail pages in the *Understanding* section to learn everything an expert knows about specific products. Each product detail page in this section contains the following features, where applicable:

- Product Drawing
- Actual Dimensions
- Product Details
- Connections
- Wiring and Cabling
- Surface Materials
- Application Topics

Product Drawing

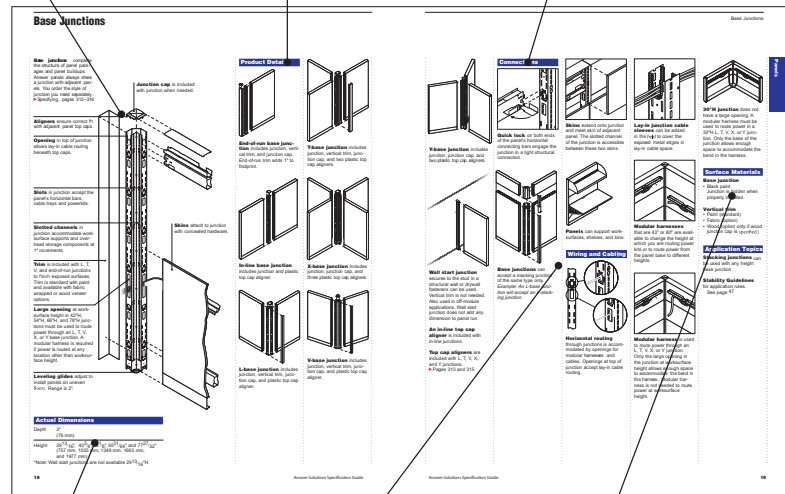
shows you what the product looks like and points out important features.

Product Details

gives specific information on the product and how it is used.

Connections

describes how the product is assembled or how it attaches to another product.



Actual Dimensions table lists the dimensions of the product.

Wiring and Cabling details the power and cable-management and cable routing capabilities of the product.

Surface Materials lists what material is used for each part of the product.

Tip 5

Refer to the specifying pages for all the information needed to order a product.

Each product specifying page contains a variety of elements to help you complete a specification:

- Product Drawing
- Standard Includes
- Required to Specify
- Options
- Related Products
- Specification Information
 - Dimensions
 - Style Number
 - Price

Standard Includes (under the red or dark grey band) provides a list of what comes standard with the product.

Required to Specify
(under the red or dark grey band) itemizes the information that you must provide to order the standard product and the preferred sequence for specification.

Specification Information
(under the teal or light grey band) provides product dimensions, style numbers, and prices for the standard product and any surface material choices that are available.

Product Drawing shows you what the product looks like.

[illegible]

Options
(under the black band) lists all the options that apply to the product, their price, and what is required to specify.

Related Products
provide specification
information for products
that are directly related.

Tip 6

Required to Specify

Specify with Customiz Stain

Italic typeface on specifying pages usually identifies wording that you should use in your order.

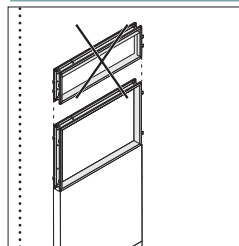
Tip 7

To determine how many skins are needed to complete a panel, consult the table at the right.

Tip: Remember to order skins for both sides of the panel buildup.

Watch for tips throughout the text that give you explanations and helpful instructions.

Tip 8



Learn what you cannot do by looking for drawings crossed out with an “X.”

Additional Resources

Storage products are supported with an array of informational materials, tools, and software to help you plan an installation efficiently.

Product brochures and planning tools can be ordered through your Steelcase area office by calling 1.800.784.0358 or through the Marketing Resources website at village.steelcase.com.

Product Brochures

Storage Solutions Brochure
12-0000408

Universal Storage Brochure
14-0000150

TS Series Storage Brochure
12-0000076

Planning Tools

Express Program Specification Guide

This specification guide describes all Steelcase and Coalesse products including the finishes and options that are available as Express orders - manufactured and shipped within 7 business days.

Printed Materials

Surface Materials Reference Manual

This publication provides:

- An explanation of the surface materials
- "Available on" matrices
- Vertical surface fabric and seating upholstery selection listing
- Technical data for surface materials
- Surface material care and cleaning instructions

Computer Tools

Electronic Catalog

Accurate sales quotations and purchase orders for Steelcase products are created with specification software that uses Steelcase Electronic Catalog data. Use the data to specify and price style numbers and options for every Steelcase product. The data is updated bimonthly by Steelcase and provided to software programs including: the Hedberg Business System, SmartTools—Steelcase's design and specification software (for more information on SmartTools, please email SmartTools@steelcase.com), the ProjectMatrix ProjectSymbols libraries, as well as 20-20 CAP Studio.

Furniture Symbol Graphic Data

Steelcase creates 2D and 3D furniture symbols (with attributes) for planning and initially specifying Steelcase products. This data is incorporated into several add-on software packages that work in either a Microstation or an AutoCAD drafting environment.

For more information about these and other software tools to help you plan effective work environments, please email fsl@steelcase.com.

Digital Publications

You can access these digital publications at www.steelcase.com or village.steelcase.com.

Storage Product Training

Basic training for the majority of Steelcase filing and storage products is available as part of the Building Product Muscle (BPM) curriculum on the Steelcase University website at village.steelcase.com.

The Filing and Storage BPM is an interactive, Web-based course filled with photos, detailed positioning, statement of line, and feature/advantage information, as well as practice exercises designed to build salespeople's knowledge of filing and storage products. The course also contains printable job aids to provide ongoing performance support. The Filing and Storage BPM course is SAL379.

Support

Steelcase Capabilities

Steelcase products are distributed, installed, and serviced through a network of more than 600 dealers worldwide. Steelcase is also represented with offices and corporate showrooms in 26 U.S. cities, 4 Canadian cities, and in France, Germany, Great Britain, and Japan. Every Steelcase product meets our exceptionally high standards of quality and durability and comes with the Steelcase assurance of excellence in service.

For ordering or product assistance,

please call your local dealer, the Steelcase Solutions Resource Team, or the Steelcase Solutions Fulfillment Team at 1.888.STEELCASE (1.888.783.3522) or send an email to lineone@steelcase.com

Call the Steelcase Solutions Resource Team prior to placing an order, when working on a bid, or when you need information about product applications and specifications.

Call the Steelcase Solutions Fulfillment Team if you have submitted an order to Steelcase and you need to speak to your Solutions Fulfillment Team Representative about the order. Also call if you have any post-shipment quality concerns or service parts questions.

For warranty information, please go to <http://www.steelcase.com/warranty/>.

Outside the U.S.A., Canada, Mexico, Puerto Rico, and the U.S. Virgin Islands, call 1.616.247.2500.

For information about Steelcase, the name of your nearest Steelcase dealer, or for product literature, call 1.800.333.9939, or visit our website: www.steelcase.com.

Related Products

Steelcase and other manufacturers produce products that are ideal to use with Storage products. Some of them are listed here along with details about how to get product literature.

Steelcase worktools

include a full line of ergonomically designed products that enhances and improves the work setting. Product platforms include computer support tools, organizational worktools, and personal lighting.

► For additional product information, refer to *Steelcase Worktools Specification Guide* or contact Steelcase at 1.888.STEELCASE (1.888.783.3522) or send an email to lineone@steelcase.com.

Sustainability

At Steelcase, we believe business can be a force for good. We create long-lasting products that are better for people and better for the planet. Our products and operations use life cycle thinking to meet our commitment to reducing climate change. This commitment is reinforced by practices such as designing to minimize global warming and other life cycle impacts, ensuring material health, and enabling end-of-use strategies.

To learn more at a corporate level, visit: <https://www.steelcase.com/discover/steelcase/esg-overview/environmental/>

Product Environmental Profiles, which provide key environmental attributes such as recycled content, embodied carbon and recyclability, as well as product certifications can be found by searching for Steelcase at Origin.build.

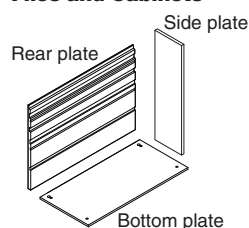
Understanding Counterweights

Counterweights	6
Counterweight Requirements for Storage Products	7

Counterweights

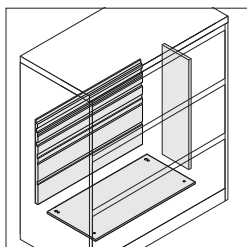
Counterweight packages are required to ensure product stability and are ordered as an option or separately. Product specification pages indicate the correct counterweight package for each style number and any exceptions where counterweights are not required.
 ▶ See *Counterweight Requirements for Storage Products*, pages 7–13.

Counterweight Packages for Lateral Files and Cabinets



▶ Specifying, page 329

Product Details



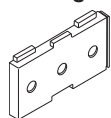
Surface Materials

Counterweight plates
 • Black only

Actual Dimensions


Depth 3¹/₈" or 2³/₈"
Width 25¹/₂"
Height 18"

Counterweight Package for Towers



▶ Specifying, page 330

Product Details



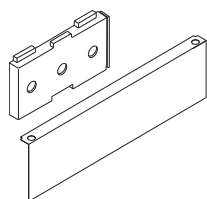
Surface Materials

Counterweight
 • Black only

Actual Dimensions

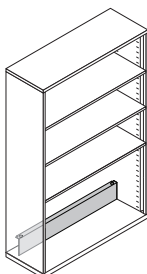
Depth 1¹/₄"
Width 12"
Height 1¹/₄"

Counterweight Packages for Bookcases



▶ Specifying, page 330

Product Details



Counterweight packages attach to the inside of the bottom shelf. A cover is included to conceal the counterweight.

Surface Materials

Counterweight
 • Black
Cover
 • Paint

Actual Dimensions

Counterweight
 Depth 1¹/₄"
 Width 19", 25", 31", or 37"
 Height 1¹/₄"
Cover
 Depth 1³/₈"
 Width 23³/₄", 29³/₄", 35³/₄", 41³/₄"
 Height 1¹/₄"

Counterweight Requirements for Storage Products

Counterweight
Requirements for
Storage Products

Counterweights

⚠️ WARNING

Follow these requirements to reduce the risk of storage products tipping and causing injury.

Requirements for Lateral Files, Towers, Cabinets, and Bookcases Applications

Specification Information					
Dimensions		W	H	Counterweight Package	Style Number
D					
Flush Front	Proud Steel/Wood				
Three 12"H Drawers					
18"	18 ⁷ / ₈ "	30"	40"	Package 3	RLF18303_
18"	18 ⁷ / ₈ "	36"	40"	Package 3	RLF18363_
18"	18 ⁷ / ₈ "	42"	40"	Package 3	RLF18423_
23 ¹ / ₈ "	24"	30"	40"	Package 2	RLF24303_
23 ¹ / ₈ "	24"	36"	40"	Package 2	RLF24363_

Product specification pages indicate proper counterweight package for each style number.

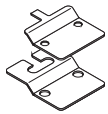
Specification Information					
Dimensions		W	H	Counterweight Package	Style Number
D					
Flush Front	Proud Steel/Wood Front				
65 ¹ / ₂ "H Tower with Door Hinged on Left, continued					
Partition with Coat Rod, Two Adjustable Shelves, One Fixed Shelf, and					
23 ¹ / ₈ "	24"	24"	65 ¹ / ₂ "	Not required	RFF24245LW_

If a counterweight is not required in any condition for a particular style number, the product specification page will indicate not required.

Requirements for Freestanding Applications

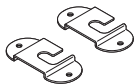
Counterweights are required as shown in the product specification pages unless any of the following conditions are met:

1. Counterweights are not required for lateral files, towers, cabinets, and bookcases anchored to the floor.



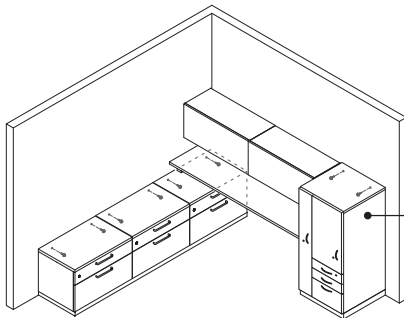
Floor anchor bracket (for TS Series Storage and Universal Storage with 3" base) secures lateral files, towers, cabinets, or bookcases to the floor for stability or to reduce the risk of hazards during earthquakes in seismic zones. Four bracket packages are required for each cabinet.

Note: Local seismic requirements vary. Compliance with local code requirements is the responsibility of the customer or their authorized agent. For a California Office of Statewide Health Planning and Development (OSHDP) approved anchor bracket, contact Steelcase Specials.
Tip: Anchor bracket cannot be used with pedestals.



Floor anchor brackets for Universal with FrameOne foot secure lateral files and towers to the floor for stability or in seismic zones to reduce the risk of hazards during earthquakes.

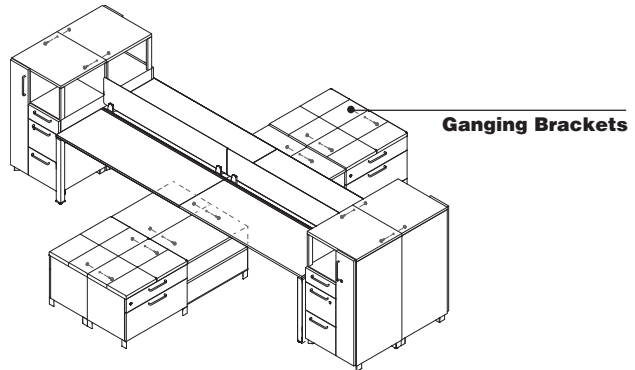
Note: Local seismic requirements vary. Compliance with local code requirements is the responsibility of the customer or their authorized agent.



Wall Anchors

2. Counterweights are not required for lateral files, towers, cabinets, and bookcases anchored to the wall.

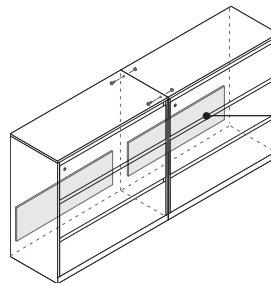
For wall anchoring of lateral files, towers, cabinets, and bookcases, consult with the building's designated design professional (architect or engineer) and work with local codes authorities for approvals to ensure adequate support when product is fully loaded.



Ganging Brackets

3. Counterweights are not required for lateral files, towers, cabinets, and bookcases ganged back-to-back with ganging hardware.

TS Series towers which do not include ganging hardware, order *8425808SR* from Service Parts.



Counterweights

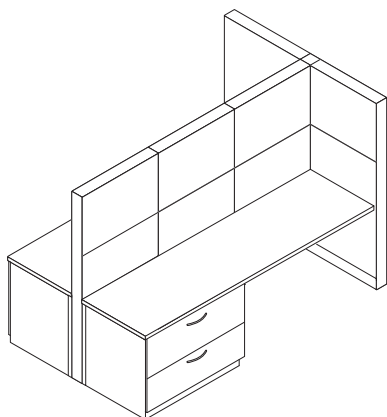
Units ganged side-by-side **require** counterweights.

Requirements for Panel Applications

Panel stability guidelines must be met prior to determining counterweight requirements.

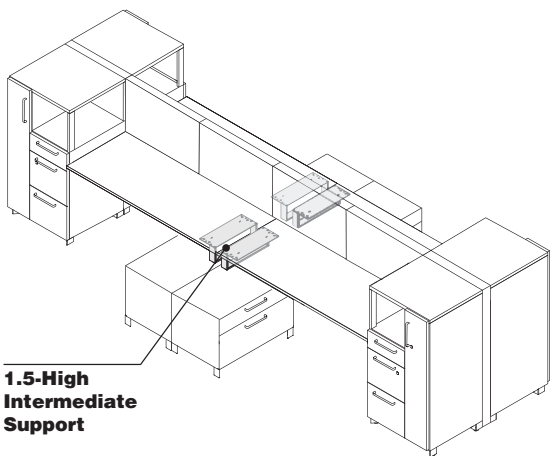
► See *Panel Stability Guidelines* in the appropriate panel specification guide. (Storage may support panel stability)

Counterweights are required as shown in the product specification pages unless any of the following conditions are met:



1. Counterweights are not required for Two Drawer lateral files installed right below a worksurface attached to the panel system when the application is mirrored back-to-back (a two-pack minimum).

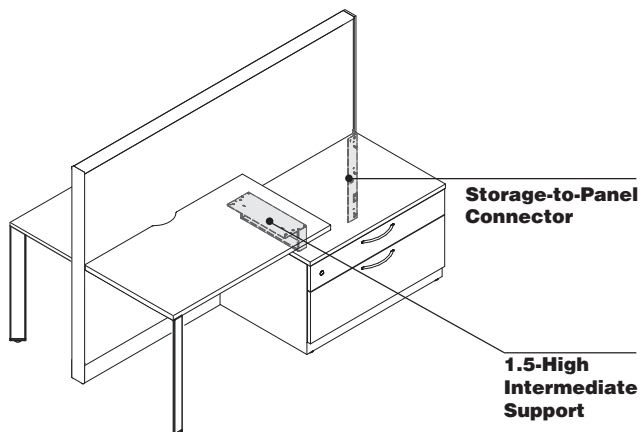
TS Series underworksurface lateral files are only intended for use under a panel-mounted worksurface and cannot be used as freestanding.



**1.5-High
Intermediate
Support**

2. Counterweights are not required for One-High and 1.5-High lateral files and cabinets used with an intermediate support, when the application is mirrored back-to-back (a two-pack minimum).

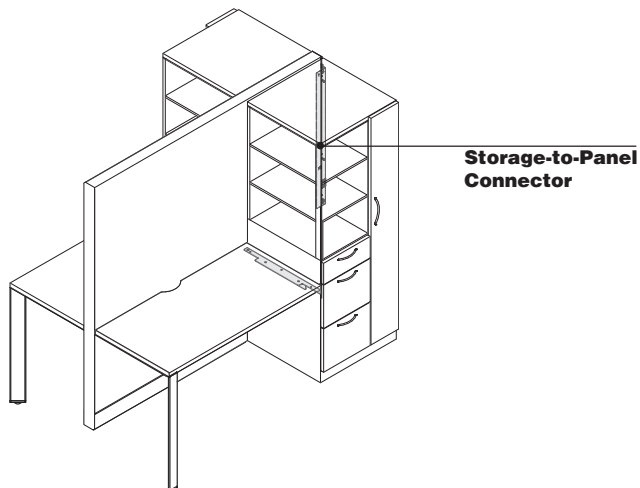
Note: This includes storage either perpendicular or parallel to the panel.



**Storage-to-Panel
Connector**

**1.5-High
Intermediate
Support**

3. Counterweights are not required for One-High, 1.5-High, and Two Drawer lateral files and cabinets used with a storage-to-panel bracket to support the panel run if the application is mirrored back-to-back (a two-pack minimum) and the panel run is equal to or greater than 6'.



**Storage-to-Panel
Connector**

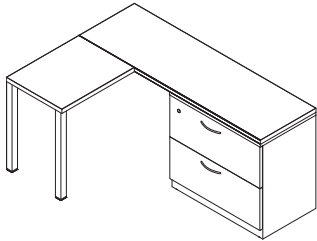
4. Counterweights are not required for towers used with a storage-to-panel connector to support the panel run, if the application is mirrored back-to-back (a two-pack minimum) and the panel is equal to or greater than 5'.

Requirements for Answer Freestanding Desk Applications

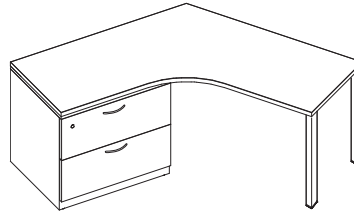
Answer Freestanding Desk guidelines must be met prior to determining counterweight requirements.

► See *Answer Freestanding Desk Stability Guidelines* in the *Answer Freestanding Specification Guide*.

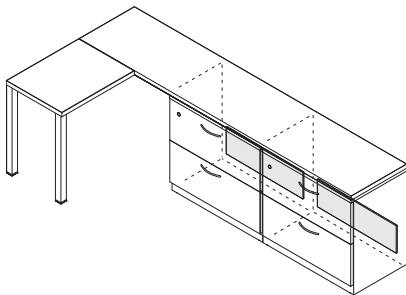
Counterweights are required as shown in the product specification pages unless any of the following conditions are met:



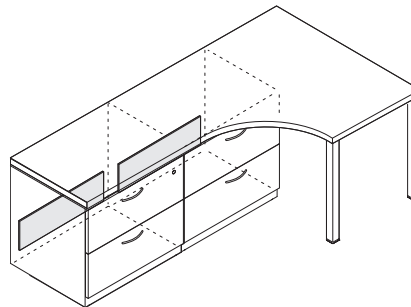
1. A counterweight is not required for a single Two Drawer lateral file attached to desks connected in an L-configuration.



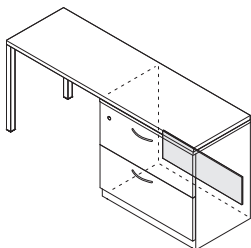
2. A counterweight is not required for a single Two Drawer lateral file attached to a desk made with corner, extended corner, or 120° corner worksurfaces.



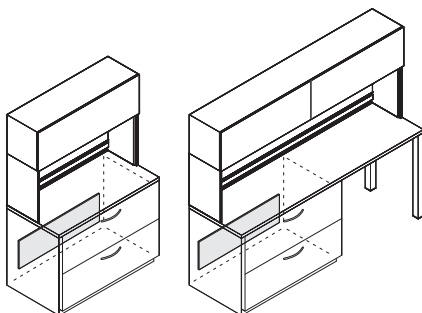
L-configurations with two or more lateral files **require** counterweights in each file.



Configurations with two or more lateral files **require** counterweights in each file.



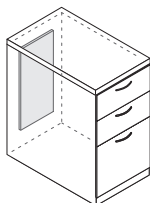
Counterweights are **required** for all lateral files in stand-alone desk or credenza applications.



Hutch kit applications with lateral files always **require** counterweights in the lateral files.

Requirements for Pedestals in Freestanding Applications

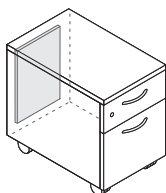
Counterweights are required for all freestanding applications.



1. Universal fixed pedestals converted to freestanding pedestals require a counterweight.

Universal fixed to freestanding pedestal conversion kit includes $\frac{1}{8}$ "H steel top and counterweight package.

TS Series fixed pedestals are only intended for use under a panel-mounted worksurface or freestanding desk application and cannot be converted to freestanding.



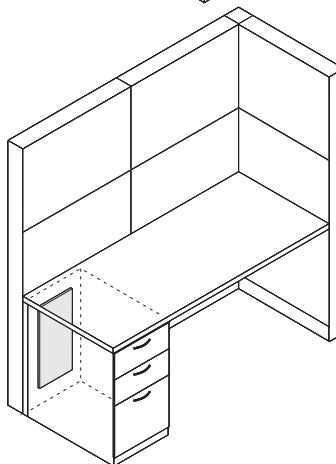
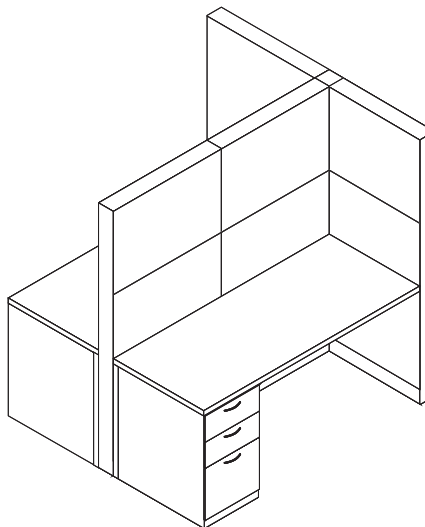
2. Mobile pedestals include counterweight as standard.

Requirements for Pedestals in Panel Applications

Panel stability guidelines must be met prior to determining counterweight requirements.

► See *Panel Stability Guidelines* in the appropriate panel specification guide.

Counterweights are required as shown in the product specification pages unless any of the following conditions are met:



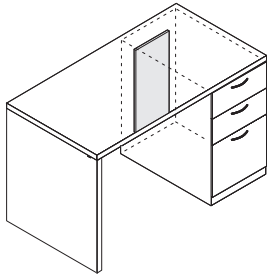
Counterweights are not required for fixed pedestals installed below a worksurface attached in a panel spine application. Single workstation applications **require** a counterweight in each pedestal.

Requirements for Pedestals in Answer Freestanding Desk Applications

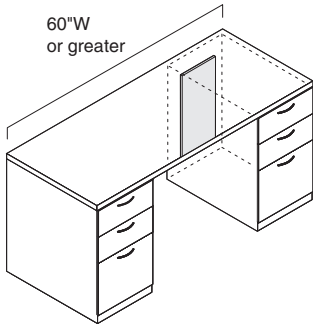
Answer Freestanding Desk guidelines must be met prior to determining counterweight requirements.

► See *Answer Freestanding Desk Stability Guidelines* in the *Answer Freestanding Specification Guide*.

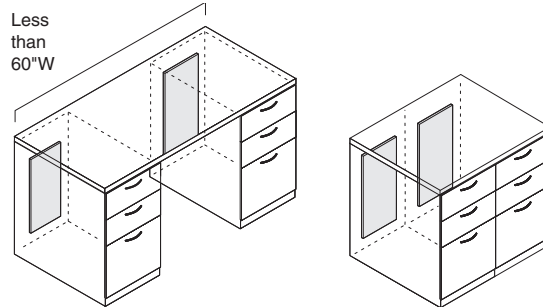
Counterweights are required as shown in the product specification pages unless any of the following conditions are met:



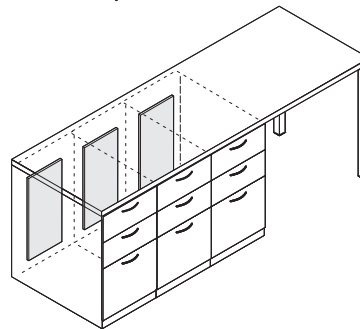
1. Single pedestal desks less than 48"W require a counterweight. Single pedestal desks with 30"D pedestals require a counterweight.



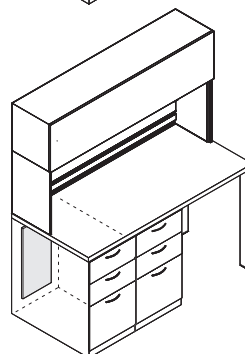
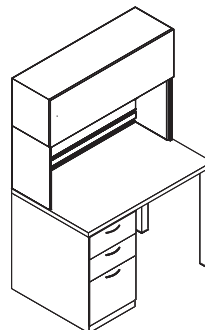
2. Double pedestal desks 60"W and wider only require one pedestal with counterweight.



Less than 60"W

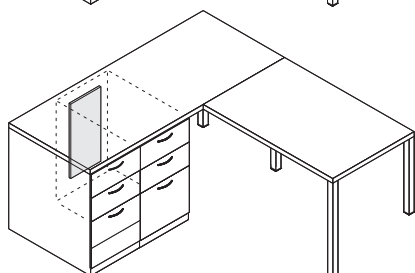
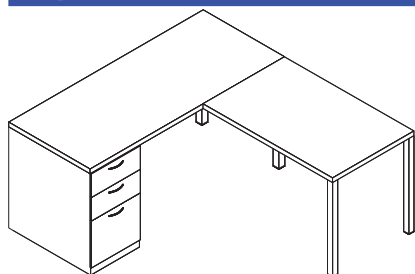


All other desk applications with multiple pedestals **require** a counterweight for each pedestal.

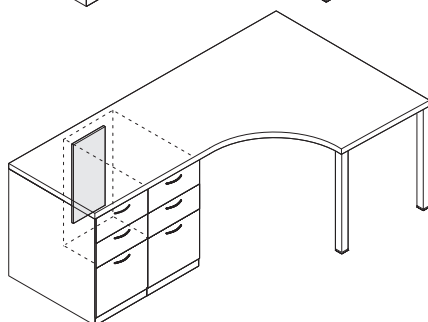
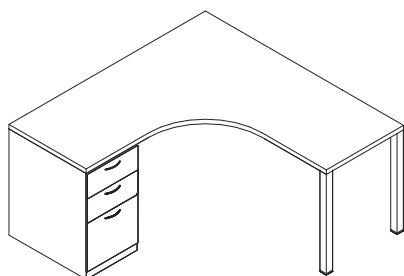


3. Counterweights are not required for a single fixed pedestal in desk with hutch kit applications. Any additional pedestals within the application **require** counterweights.

Requirements for Pedestals in Answer Freestanding Desk Applications, continued



4. A counterweight is not required for a single fixed pedestal attached to a desk attached to another worksurface in an L-configuration. Any additional pedestals within the application require counterweights.

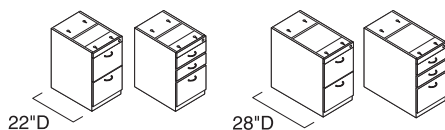


5. A counterweight is not required for a single fixed pedestal attached to desks made with corner, extended corner, or 120° corner worksurfaces. Any additional pedestals within the application require counterweights.

Understanding TS Series Storage Products

	
Statement of Line	16
	
TS Series Pedestals	20
TS Series Slim Mobile Pedestals	22
TS Series Mobile File Centers	24
TS Series Bins	26
TS Series Laminate Common Shelves	28
TS Series Under-Worksurface Lateral Files	30
TS Series Freestanding Lateral Files	32
TS Series Tower Too	34
TS Series Single and Double Lockers	36
TS Series Quad and Cubby Lockers	38

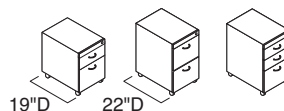
Statement of Line



Understanding
▶ Page 20
Specifying
▶ Page 186

TS Series Fixed Pedestals

	15¼"W
27"H	●

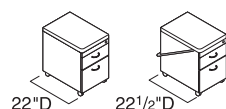


Understanding
▶ Page 20
Specifying
▶ Page 191

TS Series Mobile Pedestals with Steel Top

	15¼"W
21"H	●
26⅝"H*	●

*Available 22"D only.

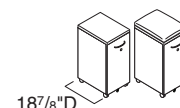


Understanding
▶ Page 20
Specifying
▶ Page 192

TS Series Mobile Pedestals with Seat Cushion

	15¼"W	16¼"W
22¾"H	●	●*

*With handle

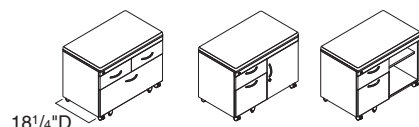


Understanding
▶ Page 22
Specifying
▶ Page 194

TS Series Slim Mobile Pedestal

	12"W
20"H	●

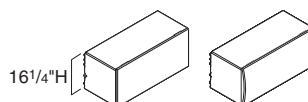
Tip: When cushion top option is selected, 1" is added to overall height of pedestal.



Understanding
▶ Page 24
Specifying
▶ Page 198

TS Series Mobile File Centers

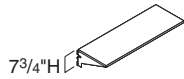
	30½"W
22¼"H	●



Understanding
▶ Page 26
Specifying
▶ Page 200

TS Series Bins

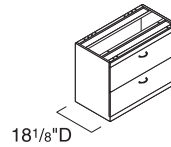
	24"W	30"W	36"W	42"W	48"W	60"W	72"W
15¾"D	●	●	●	●	●	●	●



Understanding
 ▶ Page 28
 Specifying
 ▶ Page 201

TS Series Laminate Common Shelves

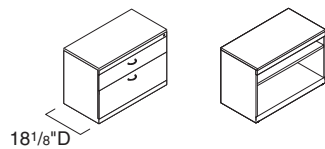
	24"W	30"W	36"W	42"W	48"W
15"D	●	●	●	●	●



Understanding
 ▶ Page 30
 Specifying
 ▶ Page 202

TS Series Under-Worksurface Lateral Files

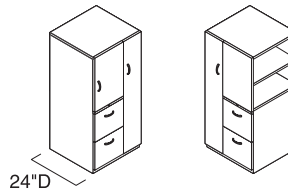
	30 1/2"W	36"W
27"H	●	●



Understanding
 ▶ Page 32
 Specifying
 ▶ Page 203

TS Series Freestanding Lateral Files

	30"W	36"W
21"H	●	●

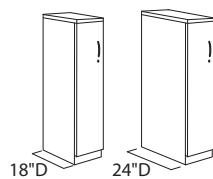


Understanding
 ▶ Page 34
 Specifying
 ▶ Page 206

TS Series Tower Too

	24"W
48"H	●*
54"H	●
66"H	●

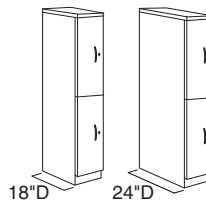
*Available with open side shelving only.



Understanding
 ▶ Page 36
 Specifying
 ▶ Page 208

TS Series Single Lockers

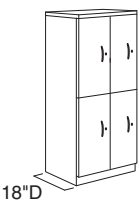
	12"W	18"W
40"H	●	●
52"H	●	●
65 1/2"H	●	●



Understanding
 ▶ Page 36
 Specifying
 ▶ Page 210

TS Series Double Lockers

	12"W	18"W
65 1/2"H	●	●

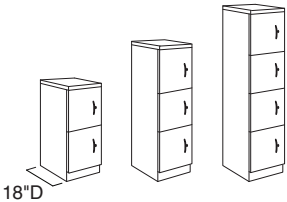


18"D

Understanding
▶ Page 38
Specifying
▶ Page 211

TS Series Quad Locker

24"W	
65½"H	●




18"D

Understanding
▶ Page 38
Specifying
▶ Page 212

TS Series Single Cubby Lockers

12"W	
40"H	●
52"H	●
65½"H	●



18"D

Understanding
▶ Page 38
Specifying
▶ Page 213

TS Series Double Cubby Lockers

24"W	
40"H	●
52"H	●
65½"H	●

TS Series Pedestals

TS Series pedestals provide fixed and mobile storage for personal items and filing of infrequently referenced materials.

► Specifying, page 186

Top of pedestal is open to attach beneath the worksurface.

Leveling glides on pedestals adjust to install furniture on uneven floors. Leveling glide range is 1".

Handle, ledge, and contemporary pulls are available as an option on drawers and doors.

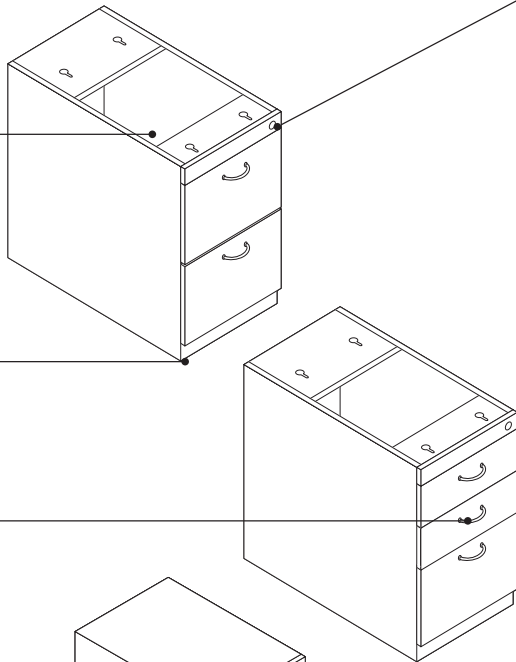
Finished back and sides are standard.

Pedestal file drawers are made of steel with steel ball-bearing suspensions and open their full depth for total access to the contents. File drawer accommodates letter- and legal-size filing (legal filing requires the use of optional dividers).

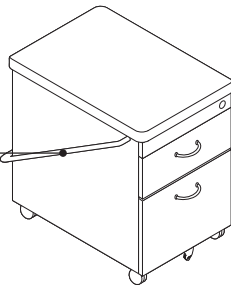
Handle on mobile pedestal can be positioned in front or at rear to access contents of drawer. Also available without handle.

Lock is standard keyed random and controls all of the drawers. Lock cylinders must be specified separately. Consecutive and specific keying options are available. Master keyed locks are also available. Products with locks ship with a lock face ring and removable plastic plug to accommodate a lock cylinder installed on site.

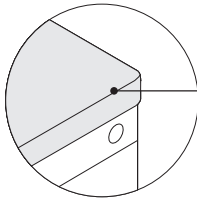
► Lock and Keying Options, page 450



Mobile pedestal with steel top



Mobile pedestal with seat cushion and handle



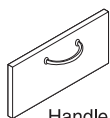
Cushion tops are 1 3/4" thick.

Actual Dimensions

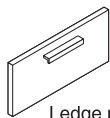
	Fixed Pedestals	Mobile Pedestals with Steel Top	with Cushion Top
Depth	22" and 28"	19" and 22"	22" and 22 1/2"*
Width	15 1/4"	15 1/4"	15 1/4" and 16 1/4"*
Height	27"	21" and 26 5/8"	22 3/4"

*With handle.

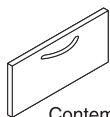
Product Details



Handle pull



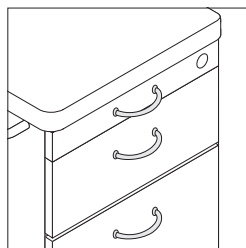
Ledge pull



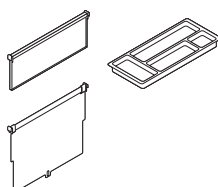
Contemporary pull

Pull Choices

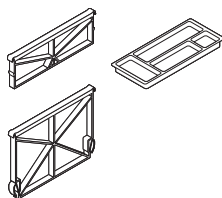
Handle, ledge, and contemporary pulls are available as an option on drawers and doors.



Extra pull, available as an option on mobile pedestals, allows pedestals to be moved easily within the workstation.



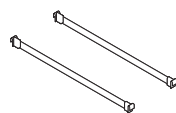
Box drawer and file drawer dividers and pencil tray for use with fixed pedestals are available as optional accessories. Mobile pedestals have different dividers that are not interchangeable.



Dividers and pencil tray for use with mobile pedestals must be ordered separately. Mobile pedestal accessories are not interchangeable with under-worksurface pedestal accessories.

► Page 196

Tip: Under-worksurface pedestals shipped prior to January 2005 require the use of drawer accessories from the mobile pedestal collection.



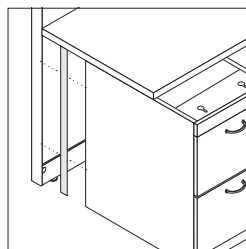
To file legal-size or side-to-side letter-size filing in pedestal file drawers, specify optional 15"W file rails.

Counterweight packages are required to ensure product stability, except on TS Series box/file mobile pedestals due to a front caster present. Where counterweights are required, the packages are ordered as an option or separately. Product specification pages indicate the correct counterweight package for each style number and any exceptions where counterweights are not required.

Tip: TS Series pedestal counterweights are available from Service Parts catalog.

Connections

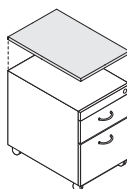
TS Series fixed pedestals are only intended for use under a panel-mounted worksurface. Attachment hardware is provided.



Pedestal filler, ordered separately, adds structure and fills the gap between the pedestal and panel. TS Series pedestal filler works with Kick panels only.

► Page 187

Mobile pedestal fits under 24"D and 30"D work-surfaces or can be moved wherever storage is needed.



Basic cushion enhanced is ordered separately for use on TS Series mobile pedestals (TS2PBF19M and TS2PBF22M only). Basic cushion enhanced is field-installed and attaches to the existing top with hook and loop fastener.

Wiring & Cabling

Fixed pedestals do not accommodate cable-routing. Plan accordingly when installing pedestals underneath worksurfaces with grommets of other cable-routing accessories.

Surface Materials

Pedestal

- Paint

Handle pull

- 0835 Black
- 9211 Nickel

Contemporary pull

- 0835 Black
- 9201 Polished Chrome
- 9211 Nickel
- 9212 Silver

Ledge pull

- 4799 Platinum Metallic
- 7207 Black

Lock

- 9201 Polished Chrome

Cushion top

- Fabric

Basic cushion enhanced

- Fabric

Tip: For both cushion top and basic cushion enhanced: fabric patterns with a linear design will always be applied from the front to back of the unit or the depth of the unit. Pattern matching will not be done on COM.

Application Topics

Storage capacities and dimensions

► Page 456.

Counterweight Requirements for Storage Products

► Pages 7–13

When adding a TS Series pedestal to a Kick freestanding desk

a counterweight must be added. TS Series pedestal counterweights are available from Service Parts (1444111001SR).

Shipping

Pedestals are normally shipped in heavy-duty, recyclable stretch wrap to reduce the amount of corrugated board needed.

TS Series Slim Mobile Pedestals

TS Series pedestals provide mobile storage for personal items and filing of infrequently referenced materials.
► Specifying, pages 194

Finished back and sides are standard.

Drawer access can either be left side access, right side access, or two side access. Two side access has full sides on both sides.

Lock is standard keyed random and controls all of the drawers. Lock cylinders must be specified separately. Consecutive and specific keying options are available. Master-keyed locks are also available. Products with locks ship with a lock face ring and removable plastic plug to accommodate a lock cylinder installed on site.
► Lock and Keying Options, page 450

Slim pedestal file drawers support side-to-side filing. File drawer accommodates letter and legal size. Hanging file folders can only be used with two-sided access option using included hanging rail pair.

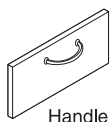
Cushion-top pedestals come with a writable surface beneath the top.

Handle, ledge, and contemporary pulls are available as an option on drawers and doors.

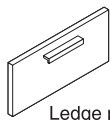
Pedestal file drawers are made of steel with steel ball-bearing suspensions and open their full depth for total access to the contents. File drawer accommodates letter- and legal-size filing (legal filing requires the use of optional dividers).

Actual Dimensions		
	Slim Mobile Pedestals with Steel Top	Slim Mobile Pedestals with Cushion Top
Depth	18 ⁷ / ₈ "	18 ⁷ / ₈ "
Width	12"	12"
Height	20 ¹ / ₈ "	21 ¹ / ₈ "

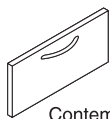
Product Details



Handle pull



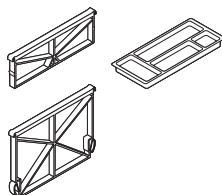
Ledge pull



Contemporary pull

Pull Choices

Handle, ledge, and contemporary pulls are available as an option on drawers and doors.

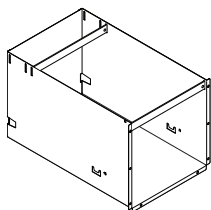


Dividers and pencil tray for use with mobile pedestals

must be ordered separately. Mobile pedestal accessories are not interchangeable with under-worksurface pedestal accessories.

► Page 196

Tip: Under-worksurface pedestals shipped prior to January 2005 require the use of drawer accessories from the mobile pedestal collection.



File rails are included with TS Series slim pedestal when two-sided access is specified.

Connections

Mobile pedestal fits under 24"D and 30"D work-surfaces or can be moved wherever storage is needed.

Surface Materials

Pedestal

- Paint

Handle pull

- 0835 Black
- 9211 Nickel

Contemporary pull

- 0835 Black
- 9201 Polished Chrome
- 9211 Nickel
- 9212 Silver

Ledge pull

- 4799 Platinum Metallic
- 7207 Black

Lock

- 9201 Polished Chrome

Cushion top

- Fabric

Tip: Pattern matching will not be done on COM. Fabric patterns with a linear design will always be applied from the front to back of the unit or the depth of the unit.

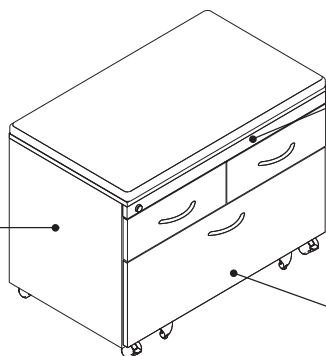
Shipping

Pedestals are normally shipped in heavy-duty, recyclable stretch wrap to reduce the amount of corrugated board needed.

TS Series Mobile File Centers

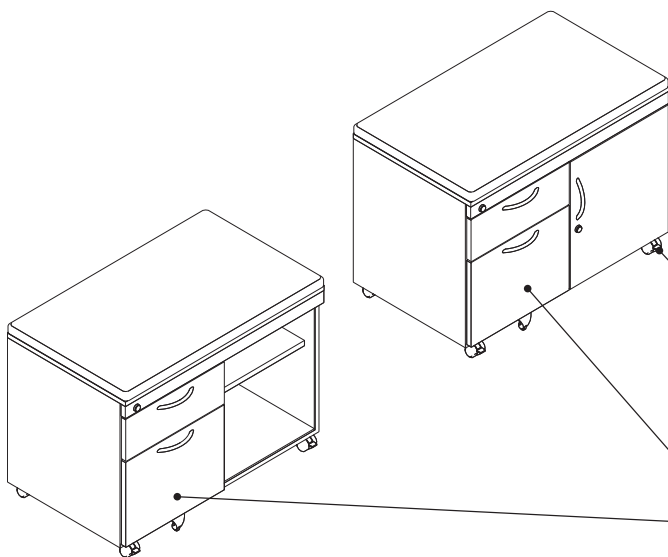
► Specifying, page 198

Mobile file centers are standard with box/box/file, open shelf, or door configuration.



Lock cylinders are specified separately from the lateral file. Random, consecutive, and specific keying are available. Master-keyed locks are also available. Products with locks ship with a lock face ring and removable plastic plug to accommodate a lock cylinder installed on site. ► Lock and Keying Options, page 450

Lateral file drawers are made of steel with steel ball-bearing suspensions and open their full depth for total access to the contents.



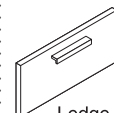
Four casters are hard composition and with a full-rotation swivel mechanism. Front casters lock.

Left-hand configuration shown. Right-hand configuration has drawers on the right side.

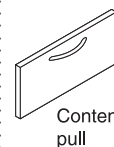
Product Details



Handle pull



Ledge pull



Contemporary pull

Pull Choices

Handle, ledge, and contemporary pulls are available as an option on drawers and doors.

Surface Materials

File center

- Paint

Handle pull

- 0835 Black
- 9211 Nickel

Contemporary pull

- 0835 Black
- 9201 Polished Chrome
- 9211 Nickel
- 9212 Silver

Ledge pull

- 4799 Platinum Metallic
- 7207 Black

Lock

- 9201 Polished Chrome

Cushion top

- Fabric

Tip: Fabric patterns with a linear design will always be applied from the front to back of the unit or the depth of the unit. Pattern matching will not be done on COM.

Actual Dimensions

Depth	18 $\frac{1}{4}$ "
Width	30 $\frac{5}{8}$ "
Height	22 $\frac{5}{16}$ "

TS Series Bins

TS Series bins can be attached to Answer and Kick with integrated hooks. These storage bins provide overhead storage in the workspace.

► Specifying, page 200

On-module attachment hooks are integral to the end supports and are used to mount bins on panels of the same width as bins.

Safety catch locks overhead storage unit to frame to prevent accidental removal.

Bin is steel and ships assembled.

Backstop prevents notebooks and equipment from damaging the surface of the panels or walls.

Flat-front lift-up doors open and close quietly. When up, the doors rest on top of the case to provide more storage space inside.

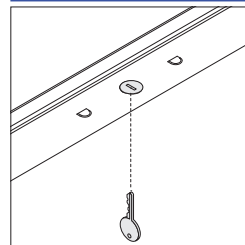
Locks are standard on bins to secure the door(s). Lock is located underneath the center of the shelf. Locks are standard factory-installed, keyed random. Two-door units are keyed alike.

► Lock and Keying Options, page 450

Recess beneath unit can accommodate a shelf light.

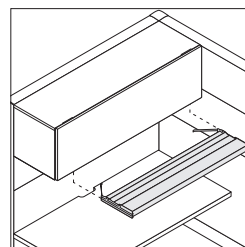
► Page 426

Product Details



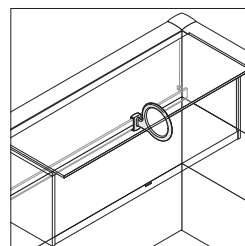
Lock in bin is concealed from view beneath the shelf. Locks are available factory- or field-installed. Factory-installed locks are standard and available keyed random only. Two-door units are keyed alike. Optional field-installed locks are available with consecutive, specific, and random keying options. Master-keyed locks are also available. Field-installed lock cylinders must be specified separately.

► Lock and Keying, page 450




Shelf lights are available for use beneath bins. Lights recess into the bottom of overhead bins.

► Page 426



Dividers are available as an option for use on bins. Dividers ship in a package of four.

► Page 190

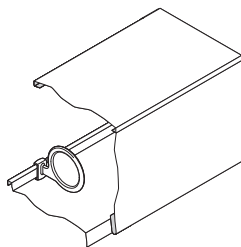


Actual Dimensions

Depth 15³/₄"

Width 24", 30", 36", 42", 48", 60", and 72"

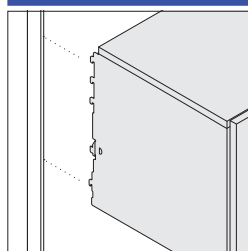
Height 16¹/₄"



Back of storage bin is open to allow panel surface to show. Metal backstop prevents contents of bin from damaging panel surface.

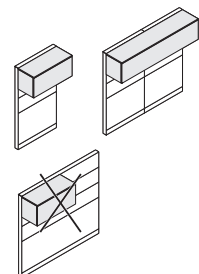
Overhead storage bin height accepts standard and A4 binders.

Connections

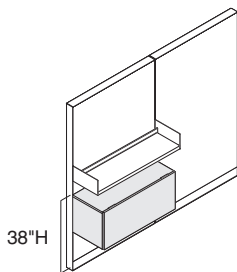


Steel support hooks on end supports insert into the slotted channel of a panel or wall channel and lock into place with a safety catch.

On-module steel support hooks can be used above and adjacent to slatwall.

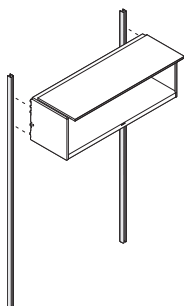


Width of overhead bin must match the width of the panel or panels that it is attached to. Bin may span up to two frames.

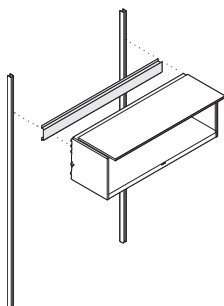


TS Series bin may be mounted at 38"H or lower if another panel-mounted component prevents it from being seated upon.

TS Series bins cannot be attached to upmount brackets.

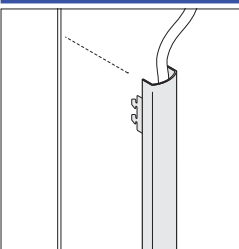


Wall channels are available to attach bins to concrete or block walls. Wall channels can be used to attach bins and tackboards to wood, dry wall, or plaster walls if the wall is reinforced.
▶ Page 239



Wall channel horizontal brace is required with wall channels to support shelves and bins that are wider than 48".
▶ Page 239

Wiring & Cabling



Vertical wire managers are available to conceal cords that are routed from light mounted beneath overhead storage.
▶ Page 432

Surface Materials

Overhead bin

- Paint

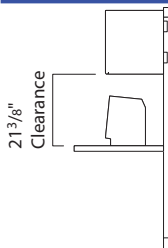
Lock

- 9201 Polished Chrome

Dividers

- White plastic

Application Topics



Clearance between Universal Systems work-surfaces or Universal tables and bottom of overhead bins is 21³/₈" when storage unit is installed in the highest position on a 66"H panel and glides are adjusted all the way into the panel.

Storage Capacities and Dimensions

▶ Page 456.

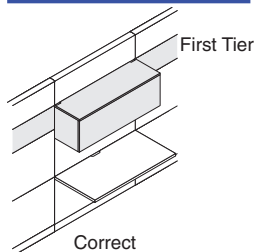
Bracket Application Rules

▶ Page 66

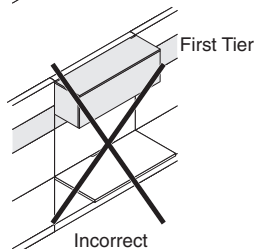
Stability Guidelines

▶ See *Answer Solutions Specification Guide* or *Kick Specification Guide*.

Guidelines for Stackable Components



Correct



Incorrect

TS Series bins, Universal bins, and shelves can hang from the first stacked tier only.

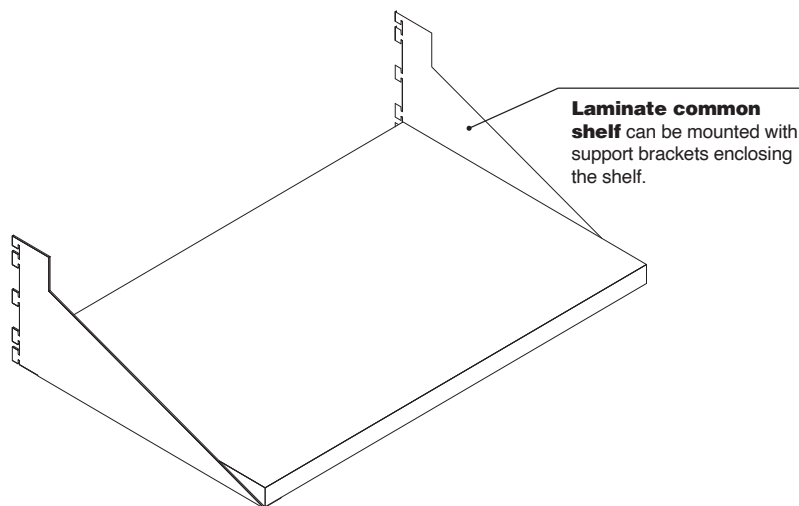
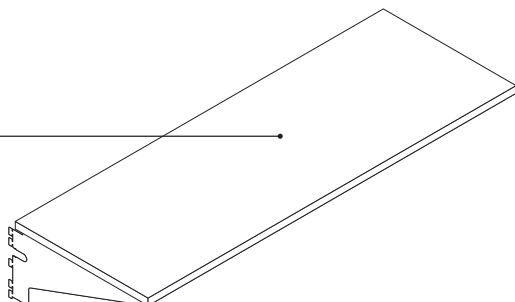
TS Series Laminate Common Shelves

► Specifying, page 201

Laminate common shelf has a wood core and is covered with Low-Pressure Laminate and High-Pressure Laminate. Plastic edge band is selectable.

Laminate common shelf can be mounted in two orientations relative to the support brackets. Over bracket orientation shown.

Tip: For anticipated heavy loads on 42" and 48"W laminate common shelves, a field-installed reinforcing channel (TSATRC39) can be used.



Actual Dimensions

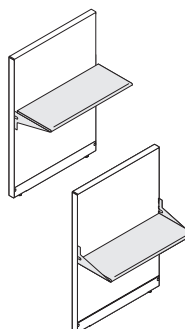
Depth 15"

Width* 24", 30", 36", 42", and 48"

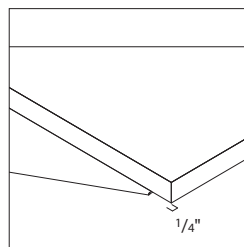
Height 7³/₄"

*Width includes dimension of laminate common shelf and support brackets. Laminate shelf is undersized by 1/2" to accommodate two support bracket mounting orientations.

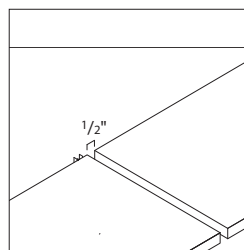
Product Details



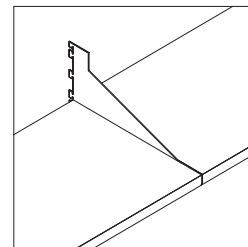
TS Series laminate common shelf ships with steel support brackets. Support brackets hook into the vertical panel slots or wall channel and lock into place with a safety catch. Support brackets can be used in either orientation.



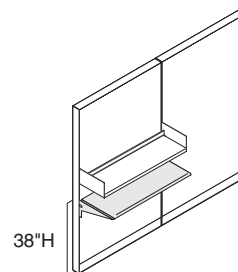
Laminate common shelf is undersized by 1/2". When mounted over the support brackets, 1/4" of the bracket top will be exposed.



When two adjacent shelves are mounted over support brackets, there will be a 1/2" gap between shelves.

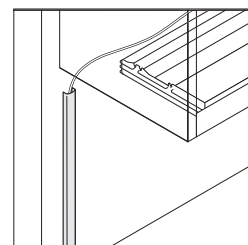


When two adjacent shelves are mounted with brackets enclosing the shelf, the brackets fill the gap between shelves.



TS Series shelf may be mounted at 38"H or lower if another panel-mounted component prevents it from being seated upon.

Wiring and Cabling



Vertical wire managers are available to conceal cords that are routed from light mounted beneath overhead storage.

► Page 432

Surface Materials

Shelf

- Laminate

Edge

- Plastic

Supports

- Paint

TS Series Under-Worksurface Lateral Files

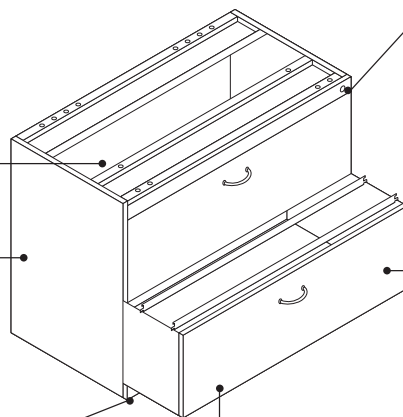
► Specifying, page 202

Top of lateral file is open to attach beneath the worksurface.

Finished back and sides are standard.

Leveling glides on lateral files adjust to install furniture on uneven floors. Leveling glide range is 1".

Tip: The actual depth of under-worksurface lateral files is 18 1/4"D, which will not accommodate the use of the 18"D TS Series straight worksurfaces.



Lock cylinders are specified separately from the lateral file. Random, consecutive, and specific keying are available. Master-keyed locks are also available. Products with locks ship with a lock face ring and removable plastic plug to accommodate a lock cylinder installed on site. ► Lock and Keying Options, page 450

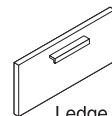
Lateral file drawers are made of steel with steel ball-bearing suspensions and open their full depth for total access to the contents.

Lateral file drawers are standard with two side-to-side hanging file frames to file letter- or legal-size papers. Clearance is provided for two rows of filing.

Product Details



Handle pull



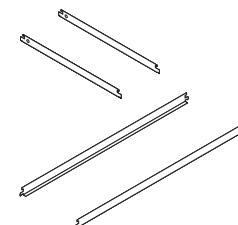
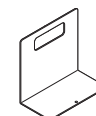
Ledge pull



Contemporary pull

Pull Choices

Handle, ledge, and contemporary pulls are available as an option on drawers and doors.



Under-worksurface lateral file drawer dividers, front-to-back file rails, and side-to-side hanging file frames, ordered separately, are available for use with under-worksurface lateral files.

Counterweight packages are required to ensure product stability and are ordered as an option or separately. Product specification pages indicate the correct counterweight package for each style number and any exceptions where counterweights are not required.

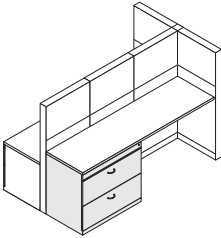
Actual Dimensions

Depth 18 1/4"

Width 30 1/2" and 36"

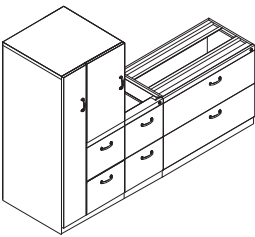
Height 27"

Connections



TS Series underwork-surface lateral files

are only intended for use under a panel-mounted worksurface and cannot be used as freestanding.



Kick plate (2"H) and lock bar align with under-worksurface pedestal and Tower Too.

Floor anchor bracket (for TS Series Storage and Universal Storage with 3" base)

secures lateral files, towers, cabinets, or bookcases to the floor for stability or to reduce the risk of hazards during earthquakes in seismic zones. Four bracket packages are required for each cabinet.

Note: Local seismic requirements vary.

Compliance with local code requirements is the responsibility of the customer or their authorized agent.

For a California Office of Statewide Health Planning and Development (OSHPD) approved anchor bracket, contact Steelcase Specials.

Tip: Anchor bracket cannot be used with pedestals.

► Page 331.

Surface Materials

Lateral file

- Paint

Handle pull

- 0835 Black
- 9211 Nickel

Contemporary pull

- 0835 Black
- 9201 Polished Chrome
- 9211 Nickel
- 9212 Silver

Ledge pull

- 4799 Platinum Metallic
- 7207 Black

Lock

- 9201 Polished Chrome

Application Topics

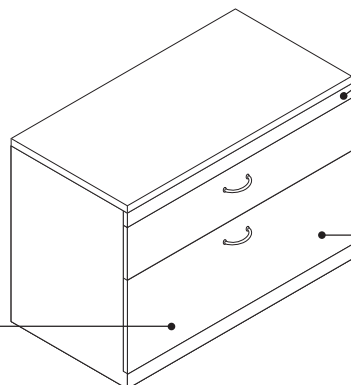
Storage capacities and dimensions

► Page 456.

TS Series Freestanding Lateral Files

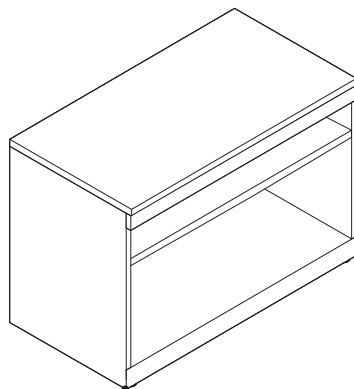
► Specifying, page 203

Lateral file drawers are standard with two side-to-side hanging file frames to file letter- or legal-size papers. Clearance is provided for two rows of filing.



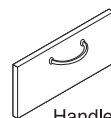
Lock cylinders are specified separately from the lateral file. Random, consecutive, and specific keying are available. Master-keyed locks are also available. Products with locks ship with a lock face ring and removable plastic plug to accommodate a lock cylinder installed on site.
► Lock and Keying Options, page 450

Lateral file drawers are made of steel with steel ball-bearing suspensions and open their full depth for total access to the contents.

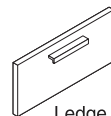


Leveling glides on lateral files adjust to install furniture on uneven floors. Leveling glide range is 1".

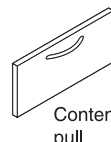
Product Details



Handle pull



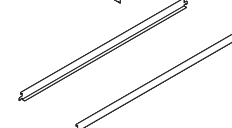
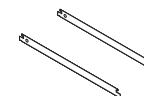
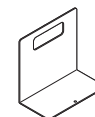
Ledge pull



Contemporary pull

Pull Choices

Handle, ledge, and contemporary pulls are available as an option on drawers and doors.



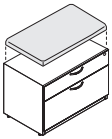
Under-worksurface lateral file drawer dividers, front-to-back file rails, and side-to-side hanging file frames, ordered separately, are available for use with under-worksurface lateral files.

Actual Dimensions

Depth 18 $\frac{1}{8}$ "

Width 30" and 36"

Height 21"



Basic cushion enhanced is ordered separately for use on TS Series freestanding lateral files. Basic cushion enhanced is field-installed and attaches to the existing top with hook and loop fastener.

Counterweight packages are required to ensure product stability and are ordered as an option or separately. Product specification pages indicate the correct counterweight package for each style number and any exceptions where counterweights are not required.

Connections

Ganging hardware is included to provide alignment by joining adjacent components side-by-side, back-to-back, or both.

► See *Counterweight Requirements for Storage Products*, pages 7–13

Floor anchor bracket (for TS Series Storage and Universal Storage with 3" base) secures lateral files, towers, cabinets, or bookcases to the floor for stability or to reduce the risk of hazards during earthquakes in seismic zones. Four bracket packages are required for each cabinet.

Note: Local seismic requirements vary. Compliance with local code requirements is the responsibility of the customer or their authorized agent.

For a California Office of Statewide Health Planning and Development (OSHPD) approved anchor bracket, contact Steelcase Specials. *Tip: Anchor bracket cannot be used with pedestals.*

► Page 331

Surface Materials

Lateral file

- Paint

Handle pull

- 0835 Black
- 9211 Nickel

Contemporary pull

- 0835 Black
- 9201 Polished Chrome
- 9211 Nickel
- 9212 Silver

Ledge pull

- 4799 Platinum Metallic
- 7207 Black

Lock

- 9201 Polished Chrome

Basic cushion enhanced

- Fabric

Tip: For both cushion top and basic cushion enhanced: fabric patterns with a linear design will always be applied from the front to back of the unit or the depth of the unit. Pattern matching will not be done on COM.

Application Topics

Storage capacities and dimensions

► Page 456

TS Series Tower Too

TS Series Tower Too accommodates paper filing, miscellaneous storage, and wardrobe storage.
 ▶ Specifying, page 206

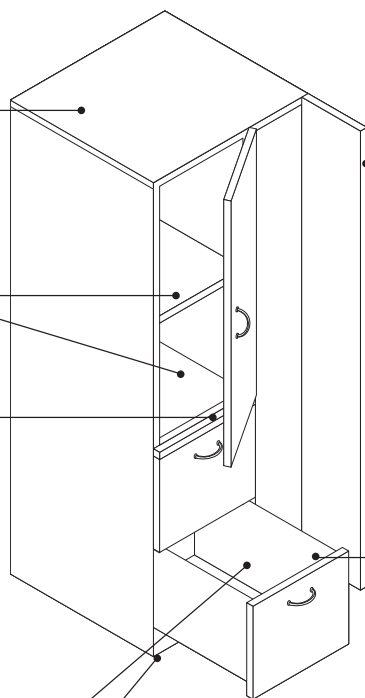
Finished top, sides, and back allow storage cabinet to be positioned anywhere.

Shelves are fixed and can accommodate binders or other storage needs.

Lock, standard, is located on the lock bar and secures file drawers below. Lock cylinders are specified separately from the tower. Random, consecutive, and specific keying are available. Consecutive and specific keying options are available. Master-keyed locks are also available. Products with locks ship with a lock face ring and removable plastic plug to accommodate a lock cylinder installed on site.
 ▶ Lock and Keying Options, page 450

Safety interlock system allows only one drawer to be opened at a time.

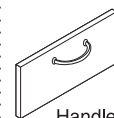
Leveling glides adjust to install furniture on uneven floors. Leveling glide range is $\frac{3}{4}$ ".



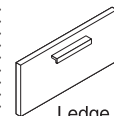
Doors open 98° for access to contents.

Drawers open their full depth for total access to the contents. Drawers have full-height sides; hanging file folder frames are not needed for front-to-back letter-size filing. Legal or side-to-side filing is accommodated using Universal filing rails. Tower Too file drawers and optional box drawers are made of steel with steel ball-bearing suspensions.
 ▶ For interior dimensions, see *Storage Capacities and Dimensions* page 456.

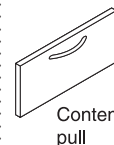
Product Details



Handle pull



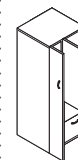
Ledge pull



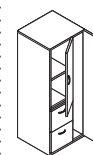
Contemporary pull

Pull Choices

Handle pull is standard. Ledge pulls are available as an option on drawers and doors. Contemporary pulls are available as unique Tower Too style numbers.



Wardrobe left



Wardrobe right

TS Series Tower Too


is available 48"H, 54"H, or 66"H. Wardrobe storage can be left or right. 48"H is open side only.

Actual Dimensions

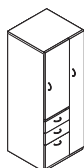
Depth 24"

Width 24"

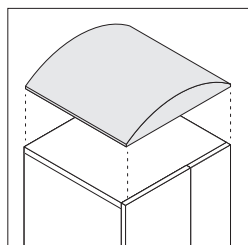
Height 48", 54", and 66"

**Wardrobe interior**

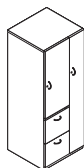
can be specified with wardrobe hook or wardrobe rod with shelf.

**Two box drawers in place of top file drawer**

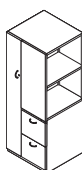
is available as an option on 48"H, 54"H, and 66"H towers. Box drawers have $\frac{3}{4}$ extension.



Dome, field-installed only, can be added to Tower Too for a unique aesthetic.

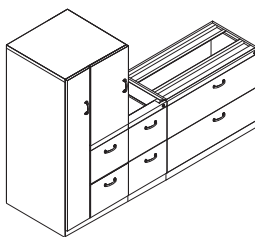


All locking (one lock for wardrobe, second lock for drawer, third lock for cabinet if applicable), is available as an option on 48"H, 54"H, and 66"H towers.



Towers are available with open side shelving in place of the upper cabinet. Fixed shelves provide two openings (with clearance of 5"H on 48"H units, 12"H on 54"H units, and 18"H on 66"H units).

Counterweight packages are required to ensure product stability and are ordered as an option or separately. Product specification pages indicate the correct counterweight package for each style number and any exceptions where counterweights are not required.

Connections

Kick plate (2"H) and lock bar align with fixed pedestals and under-worksurface lateral files.

Ganging hardware is available to provide alignment by joining adjacent components side-by-side, back-to-back, or both. Order *842580SR* from Service Parts.

Floor anchor bracket (for TS Series Storage and Universal Storage with 3" base) secures lateral files, towers, cabinets, or bookcases to the floor for stability or to reduce the risk of hazards during earthquakes in seismic zones. Four bracket packages are required for each cabinet.

Note: Local seismic requirements vary.

Compliance with local code requirements is the responsibility of the customer or their authorized agent.

For a California Office of Statewide Health Planning and Development (OSHPD) approved anchor bracket, contact Steelcase Specials.

Tip: Anchor bracket cannot be used with pedestals.

► Page 331

Surface Materials**Tower Too**

- Paint

Handle pull

- 0835 Black
- 9211 Nickel

Ledge pull

- 4799 Platinum Metallic
- 7207 Black

Lock

- 9201 Polished Chrome

Application Topics**Storage capacities and dimensions**

► Page 456

Shipping


Towers are normally shipped in heavy-duty, recyclable stretch wrap to reduce the amount of corrugated board needed.

TS Series Single and Double Lockers

TS Series single and double lockers come in various sizes offering storage for personal items and other miscellaneous items. Individual lockers need to be ganged or mounted.

► Specifying, pages 208–210

Finished top, sides, and back allow storage cabinet to be positioned anywhere.



Doors open 98° for access to contents.

Lock face ring with plastic plug to accommodate lock cylinder is standard. Lock cylinders are specified separately from the locker. Random, consecutive, and specific keying are available. Consecutive and specific keying options are available. Master-keyed locks are also available. Products with locks ship with a lock face ring and removable plastic plug to accommodate a lock cylinder installed on site.

► Lock and Keying Options, page 450

Leveling glides adjust to install furniture on uneven floors. Leveling glide range is 3/4".

Product Details



Handle pull



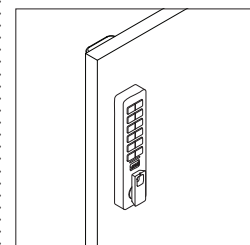
Ledge pull



Contemporary pull

Pull Choices

Handle, ledge, and contemporary pulls are available as an option on doors.



Electronic locks are Digilock Versa keypad locks and are powered by two lithium 2450 batteries.

Tip: When electronic lock option is selected, the pull option cannot be selected. Electronic locks replace the pulls on doors.

Locks come set to shared use mode. The user locks with a 4-7 digit code and unlocks with the same code. Once unlocked, the lock is reset for another user.

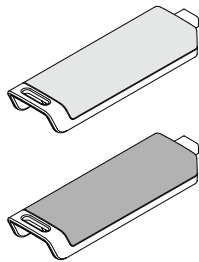
Electronic locks have visual and audible indicators.

Actual Dimensions		
	Single Lockers	Double Lockers
Depth	18" and 24"	18" and 24"
Width	12" and 18"	12" and 18"
Height	40", 52", and 65½"	65½"

Interior Dimensions		
	Single Lockers	Double Lockers
Depth	17" and 23"	17" and 23"
Width	10 ^{17/20} " and 16 ^{17/20} "	10 ^{17/20} " and 16 ^{17/20} "
Height	37¼", 49 ^{2/5} ", and 61¾"	61¾"

Tip: If specified with a fixed shelf (single locker only), coat rod or coat hooks are positioned below the upper shelf. There will be 12" of space above the optional shelf.

Tip: For additional internal dimensions, see Storage Capacities and Dimensions, pages 456.



The programming key and manager key, ordered separately, are required if the electronic lock is selected.
▶ See additional details on page 137.

Tip: Digilock Versa keypad replaced the CompX Regulator lock, effective June 16, 2024. TS Lockers with electronic locks ordered before this date are manufactured with the CompX Regulator. Orders placed on or after are manufactured with the Digilock Versa keypad.

Tip: The name of the electronic lock option on TS Lockers changed to reflect different locks, from "electric lock" to "Digilock Versa keypad – standard".

Tip: In March 2022, the suffix B was added to these TS lockers to denote slight changes to the top height, lock location, and options for coat rod, hooks, and shelf. This new style visually differs from those manufactured before March 2022.

Surface Materials

Locker
• Paint

Handle pull
• 0835 Black
• 9211 Nickel

Contemporary pull
• 0835 Black
• 9201 Polished Chrome
• 9211 Nickel
• 9212 Silver

Ledge pull
• 4799 Platinum Metallic
• 7207 Black

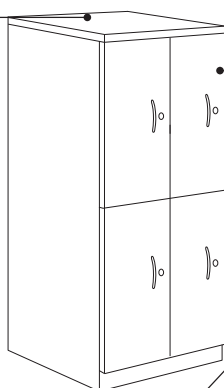
Lock
• 9201 Polished Chrome

TS Series Quad and Cubby Lockers

TS Series quad and cubby lockers accommodate paper filing, miscellaneous storage, and wardrobe storage.

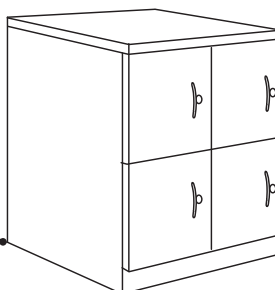
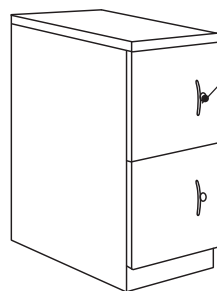
► Specifying, pages 211–213

Finished top, sides, and back allow storage cabinet to be positioned anywhere.



Doors open 98° for access to contents.

Lock face ring with plastic plug to accommodate lock cylinder is standard. Lock cylinders are specified separately from the locker. Random, consecutive, and specific keying are available. Consecutive and specific keying options are available. Master-keyed locks are also available. Products with locks ship with a lock face ring and removable plastic plug to accommodate a lock cylinder installed on site.
► Lock and Keying Options, page 450



Leveling glides adjust to install furniture on uneven floors. Leveling glide range is 3/4".

Actual Dimensions

	Quad Locker	Single Cubby Lockers	Double Cubby Lockers
Depth	18"	18"	18"
Width	24"	12"	24"
Height	65½"	40", 52", and 65½"	40", 52", and 65½"

Interior Dimensions Per Cubby

	Quad Locker	Single Cubby Lockers	Double Cubby Lockers
Depth	17"	17"	17"
Width	22 ¹⁷ / ₂₀ "	10 ¹⁷ / ₂₀ "	22 ¹⁷ / ₂₀ "
Height	61¾"	36 ² / ₅ ", 48 ² / ₅ ", and 61¾"	36 ² / ₅ ", 48 ² / ₅ ", and 61¾"

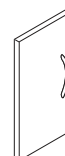
Product Details



Handle pull



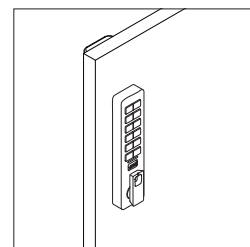
Ledge pull



Contemporary pull

Pull Choices

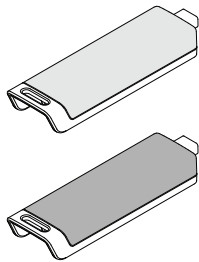
Handle, ledge, and contemporary pulls are available as an option on doors.



Locks come set to shared use mode. The user locks with a 4-7 digit code and unlocks with the same code. Once unlocked, the lock is reset for another user.

Electronic locks have visual and audible indicators.
Tip: When electronic lock option is selected, the pull option cannot be selected. Electronic locks replace the pulls on doors.

Electronic locks are Digilock Versa keypad locks and are powered by two lithium 2450 batteries.



The programming key and manager key, ordered separately, are required if the electronic lock is selected.
▶ See additional details on page 137.

Tip: Digilock Versa keypad replaced the CompX Regulator lock, effective June 16, 2024. TS Lockers with electronic locks ordered before this date are manufactured with the CompX Regulator. Orders placed on or after are manufactured with the Digilock Versa keypad.

Tip: The name of the electronic lock option on TS Lockers changed to reflect different locks, from "electric lock" to "Digilock Versa keypad – standard".

Tip: In March 2022, the suffix B was added to these TS lockers to denote slight changes to the top height, lock location, and options for coat rod, hooks, and shelf. This new style visually differs from those manufactured before March 2022.

Surface Materials

Locker

- Paint

Handle pull

- 0835 Black
- 9211 Nickel

Contemporary pull

- 0835 Black
- 9201 Polished Chrome
- 9211 Nickel
- 9212 Silver

Ledge pull

- 4799 Platinum Metallic
- 7207 Black

Lock

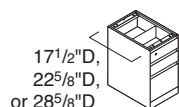
- 9201 Polished Chrome

Understanding Universal Steel Storage Products

	
Statement of Line	42

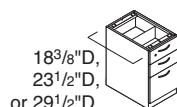
Universal Pedestals	48
Universal Sliding Door Bins with Steel, Laminate, or Wood Fronts	52
Universal Over the Case and In The Case Bins	56
Dimensions for Custom Field-Installed Picture Frame Door Inserts	59
Universal Shelves and Universal Personal Shelves	60
Dividers	62
Horizontal Wall Attachment Brackets	63
Wall Hang Channels and Horizontal Braces	64
Slim Shelves	65
Bracket Application Rules for Bins and Shelves	66
Application Rules for Overhead Storage on Answer and Kick Panels	68
Universal One-High, 1.5-High, and Two Drawer Lateral Files	70
Universal One-High and 1.5-High Open Laterals	
For Ology Application	74
For Migration SE Application	76
Universal Towers	78
Universal Personal Lockers	82
Universal Multi-Door Lockers	84
Universal Lateral Files	86
Universal Combination Cabinets	90
Universal Storage Cabinets	94
Universal Bookcases	96

Statement of Line



17 1/2"D,
22 5/8"D,
or 28 5/8"D

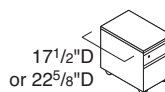
Flush steel
front



18 3/8"D,
23 1/2"D,
or 29 1/2"D

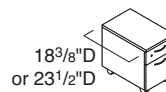
Proud steel, laminate,
or wood front

Understanding
► Page 48
Specifying
► Page 216



17 1/2"D
or 22 5/8"D

Flush steel
front



18 3/8"D
or 23 1/2"D

Proud steel, laminate,
or wood front

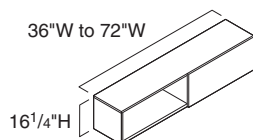
Understanding
► Page 48
Specifying
► Page 220

Universal Fixed Pedestals

15"W
27"H

Universal Mobile Pedestals

15"W
21"H
27"H

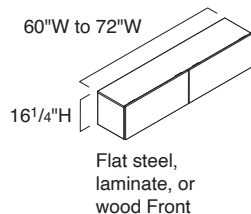
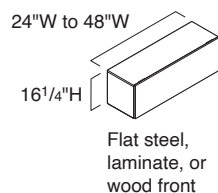


Understanding
► Page 52
Specifying
► Page 226

Universal Sliding Door Bins with Steel, Laminate, or Wood Fronts

For Use with Answer, Kick, and Montage

	36"W	42"W	48"W	60"W	66"W	72"W
15 3/4"D	●	●	●	●	●	●

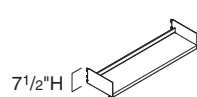


Understanding
► Page 56
Specifying
► Pages 228 and 230

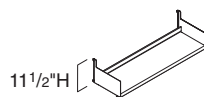
Universal Over the Case and In The Case Bins with Flat, Steel, Laminate, or Wood Fronts

For Use with Answer, Kick, and Montage

	24"W	30"W	36"W	42"W	48"W	60"W	66"W	72"W
15 3/4"D	●	●	●	●	●	●	●	●

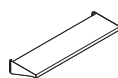


7 1/2"H



11 1/2"H

Universal shelf

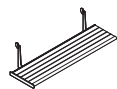


Universal personal shelf

Understanding
 ▶ Page 60
 Specifying
 ▶ Pages 234–235

Universal Shelves and Universal Personal Shelves

	24"W	30"W	36"W	42"W	48"W	60"W	72"W
Universal Shelves							
For use with Answer, Kick, and Montage							
14 3/4"D	•	•	•	•	•	•	•
Universal Personal Shelves							
For use with Answer and Kick							
13 1/16"D	•	•	•	•	•		



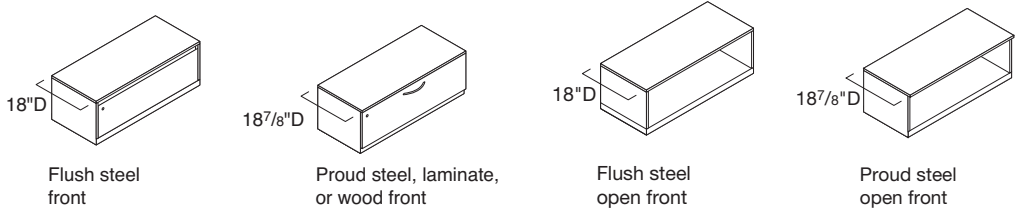
Understanding
 ▶ Page 65
 Specifying
 ▶ Page 242

Slim Shelves

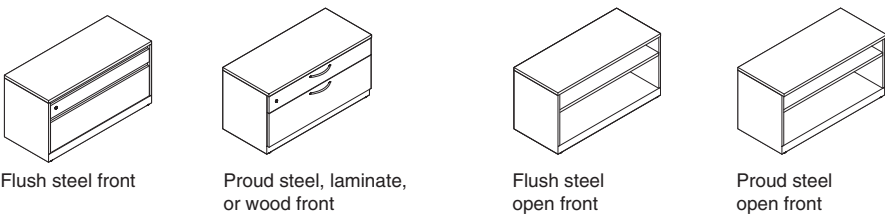
For Use with Answer, Kick, and Montage

	24"W	30"W	36"W	42"W	48"W	60"W	72"W	96"W
6"D	•	•	•	•	•	•	•	•

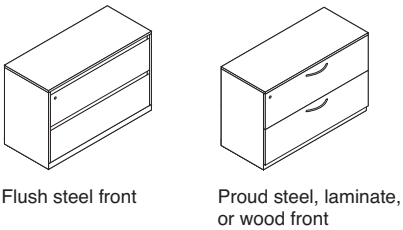
Universal One-High



Universal 1.5-High



Two Drawer

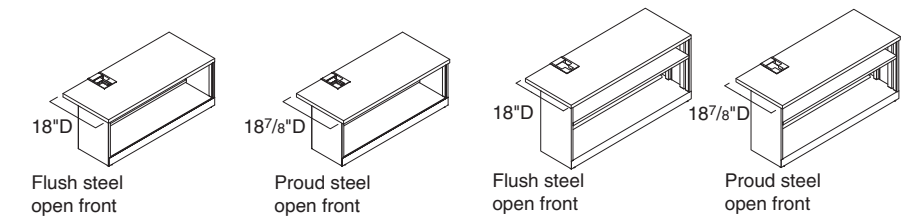


Understanding
▶ Page 70
Specifying
▶ Page 244

Universal One-High, 1.5-High, and Two Drawer Lateral Files

		30"W	36"W	42"W
One-High	16"H	●	●	●
1.5-High	22"H	●	●	●
Two Drawer	28"H	●	●	●

Tip: 42"W lateral files are available 18"D and 18 7/8"D only.

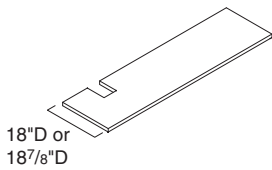


Understanding
▶ Pages 74 and 76
Specifying
▶ Pages 254 and 260

Universal One-High and 1.5-High Open Laterals
For Ology and Migration SE Applications

	30"W	36"W	42"W
16"H	●	●	●
22"H	●	●	●

Drawings show right application.
Units are also available with left application.

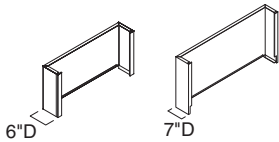


Understanding
► Pages 74 and 76
Specifying
► Pages 256 and 262

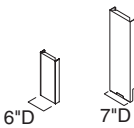
Universal Common Tops
For Ology and Migration SE Applications

60"W	66"W	72"W	78"W	84"W	90"W	96"W	108"W
●	●	●	●	●	●	●	●

Drawings show right application.
Units are also available with left application.



Understanding
► Pages 74 and 76
Specifying
► Pages 258 and 264



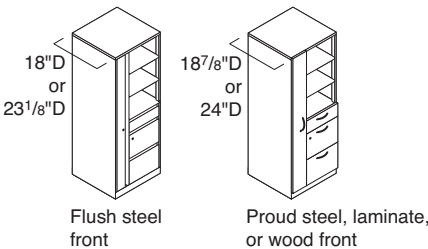
Understanding
► Pages 74 and 76
Specifying
► Pages 259 and 265

Shrouds
For Ology and Migration SE Applications

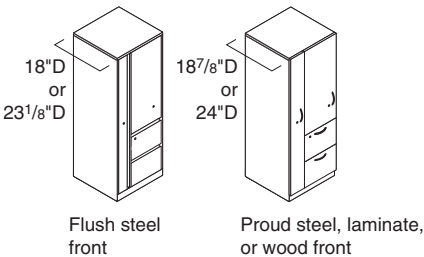
	30"W	36"W	42"W
16"H	●	●	●
22"H	●	●	●

Filler
For Ology and Migration SE Applications

16"H	●
22"H	●



Understanding
► Page 78
Specifying
► Page 266



Understanding
► Page 78
Specifying
► Page 270

Universal Open Side Towers

	24"W
47½"H	●
52"H	●
65½"H	●

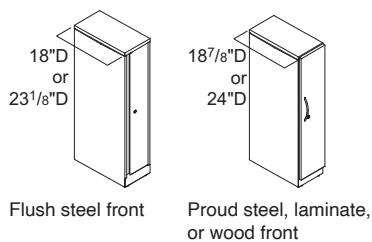
Drawings show door hinged left.
Units are also available with door hinged right.

Universal Dual Door Towers

	24"W
47½"H	●
52"H	●
65½"H	●

Drawings show door hinged left.
Units are also available with door hinged right.

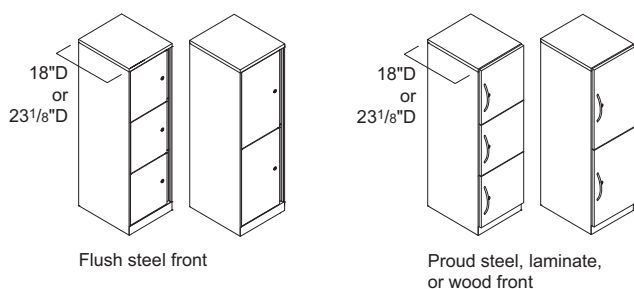
Statement of Line, continued



Understanding
 ▶ Page 82
 Specifying
 ▶ Page 276

Universal Personal Lockers

	9\"W	12\"W
42\"H	●	●
47½\"H	●	●
52\"H	●	●
65½\"H	●	●

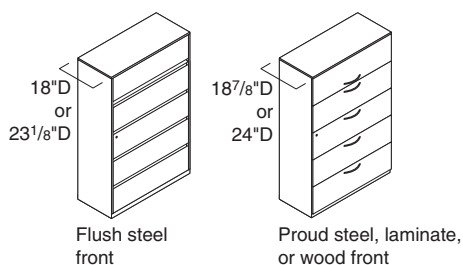


Understanding
 ▶ Page 84
 Specifying
 ▶ Page 280

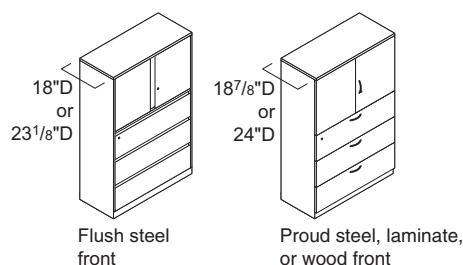
Universal Multi-Door Lockers

	15\"W	18\"W
52\"H	●	●
65½\"H	●	●

Tip: Available in both 2- and 3-door versions.



Understanding
 ▶ Page 86
 Specifying
 ▶ Page 284



Understanding
 ▶ Page 90
 Specifying
 ▶ Page 288

Universal Lateral Files

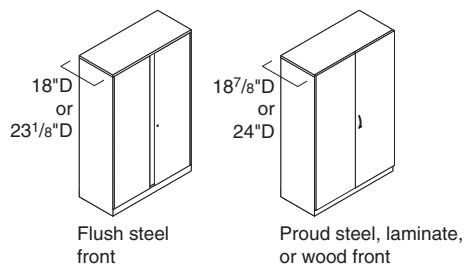
	30\"W	36\"W	42\"W
40\"H	●	●	●
52\"H	●	●	●
65½\"H	●	●	●

Tip: 42\"W lateral files are available 18\"D and 18⅞\"D only.

Universal Combination Cabinets

	30\"W	36\"W	42\"W
52\"H	●	●	●
65½\"H	●	●	●
83½\"H	●	●	●

Tip: 42\"W combination cabinets are available 18\"D and 18⅞\"D only.

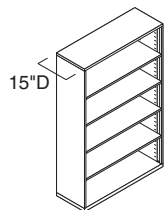


Understanding
 ▶ Page 94
 Specifying
 ▶ Page 294

Universal Storage Cabinets

	30"W	36"W	42"W
28"H	●	●	●
40"H	●	●	●
52"H	●	●	●
65½"H	●	●	●
83½"H	●	●	●

Tip: 42"W storage cabinets are available 18"D and 18⅞"D only.



Understanding
 ▶ Page 96
 Specifying
 ▶ Page 300

Universal Bookcases

	24"W	30"W	36"W	42"W
28"H	●	●	●	●
40"H	●	●	●	●
53½"H	●	●	●	●
65½"H	●	●	●	●
83½"H	●	●	●	●

Universal Pedestals

27"H fixed pedestals

are floor-standing and can support worksurfaces at 28½"H.

► Specifying, page 216

► Specifying *Storage Accessories*, page 324

Top is open and accommodates attachment to a worksurface. Attachment hardware is included.

Lock is standard on pedestals and secures all drawers. Lock is located in the top drawer. Locks are standard factory-installed, keyed random.

► *Lock and Keying*, page 450

Leveling glides adjust to install pedestals on uneven floors. 25½"H pedestals have a 7/8" adjustable glide range, and 27"H pedestals have a 17/8" adjustable glide range.

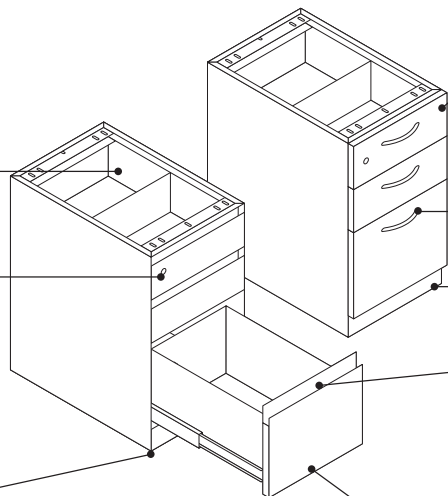
Mobile pedestals fit under a worksurface and can be moved wherever storage is needed. They provide an auxiliary work-surface when you need more space to spread out your work.

► Specifying, page 220

► Specifying *Storage Accessories*, page 324

Finished back and sides are standard.

Four casters are hard composition and non-locking, with a full-rotation swivel mechanism. Casters are exposed at the base of box/file pedestals and concealed with the base of box/box/file and file/file pedestals.



Drawer fronts are available in steel, laminate, or wood veneer. Mobile pedestals maintain drawer pull and drawer front alignment with other storage components that have a 3" base.

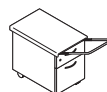
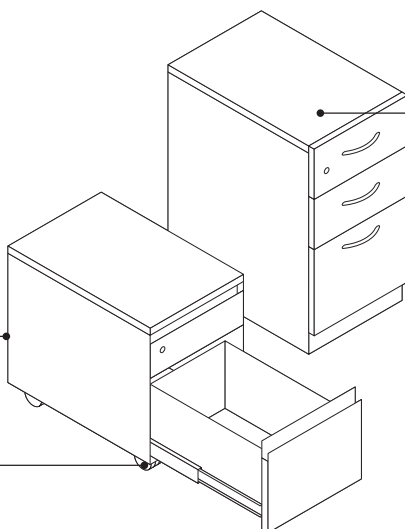
Pull on proud-front pedestal is available in a variety of shapes.

3"H base is integral to 27"H pedestal case.

Pull on flush-front pedestal is full width and integral. This pull is available on steel drawer fronts only. Full-width wood pull is available as an option. Wood pull, if selected, ships separately from pedestal and is field installed, attaching to the integral pull with double-sided tape.

Drawers open their full depth for total access to the contents. Box and file drawers are available.

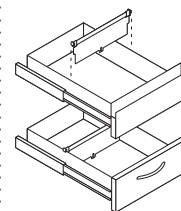
Top on mobile pedestal is 1/8"H steel. Additional top options are available.



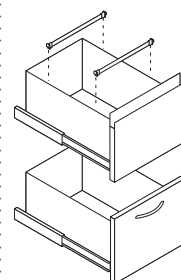
Mobile pedestal cushion top provides a temporary seat ideal for informal gatherings. Optional handle can be extended to easily transport mobile pedestal. Available factory- or field-installed.

► Specifying, page 251

Product Details

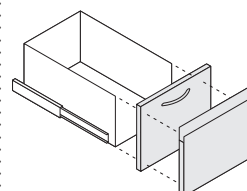


Box drawers are a welded steel construction and available with proud or flush fronts. One divider is included with each box drawer.



File drawers are a welded steel construction and available with proud or flush fronts. Drawer body sides are full height and accommodate front-to-back filing of hanging letter-size file folders.

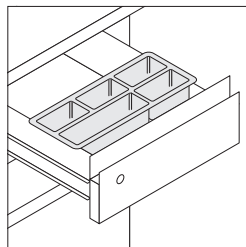
Optional rails accommodate side-to-side filing of letter-, A4-, and legal-size hanging folders. *Exception: Legal-size file folders cannot be filed in 17½"D or 18¾"D pedestals.*



Drawer fronts can be removed and changed in the field to create a different aesthetic or to replace damaged drawer fronts.

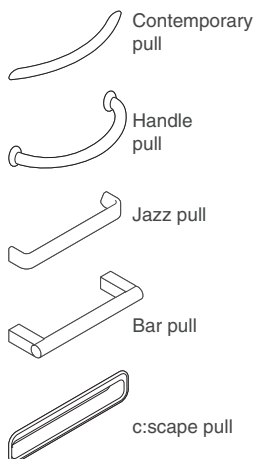
Actual Dimensions

	Fixed	Box/File	Box/Box/File and File/File
Depth with flush steel front	17½", 22⅝", and 28⅝"	17½" and 22⅝"	17½" and 22⅝"
Depth with proud steel, laminate, or wood front	18¾", 23½", and 29½"	18¾" and 23½"	18¾" and 23½"
Width	15"	15"	15"
Height	27"	21"	27"



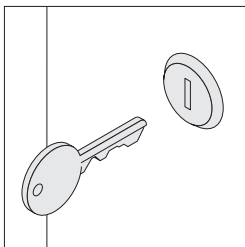
Pencil tray to hold small office supplies is included with each box/box/file pedestal.

Optional basic drawer interior allows box/box/file pedestals to be ordered without rails, box drawer dividers, or pencil trays.



Proud-front pulls are available in the following styles—contemporary, handle, jazz, and bar. Each pull is 128 mm and available on steel, laminate, or wood veneer drawers. c:scape pulls (200 mm) are available on steel drawers only.

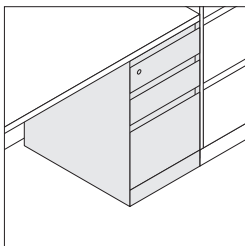
Label holders are available through Service Parts. Label holder fits inside the integral pull of flush-front drawers and over the top edge of drawer front on proud-front drawers.



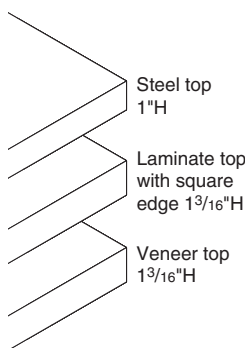
Locks are available factory- or field-installed. Factory-installed locks are standard and available keyed random only. Optional field-installed locks are available with consecutive, specific, and random keying options. Master-keyed locks are also available. Field-installed lock cylinders must be specified separately. ▶ *Lock and Keying*, page 450

Individual drawer locks are available on file/file pedestals for applications where you want to limit access to each drawer. Pedestals include a security shield above each drawer to prevent unauthorized access. Individual locking drawers are only available with field-installed lock cylinders. Consecutive, specific, and random keying options are available. Master-keyed locks are also available. Field-installed lock cylinders must be specified separately. ▶ *Lock and Keying*, page 450

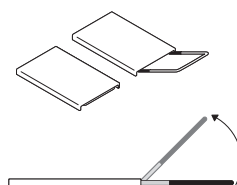
Non-locking pedestal is available as an option.



27" H fixed pedestals have base alignment with other Universal Storage components that have a 3" H base.




Steel, laminate, and wood veneer tops are available in place of standard 1/8" H steel tops. 1" H steel tops, 1 3/16" H laminate with square edge profile, and 1 3/16" H wood veneer with square edge profile.



Handle of mobile pedestal cushion top is retractable. In the stowed position, handle is flush with mobile pedestal front. In the travel position, handle is completely extended and articulates upward for longer distance transport. Cushion top is also available without a handle.

Mobile pedestal cushion top for field-installation can be used with mobile pedestals RPM2421CP, RPM2421CF, and RPM2421CW only.

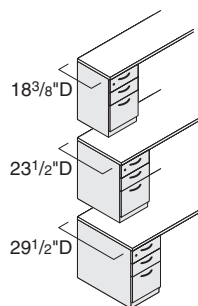


Basic cushion enhanced is ordered separately for use on Universal mobile pedestals with metal, laminate, or veneer top. Basic cushion enhanced is field-installed and attaches to the existing top with hook and loop fastener.

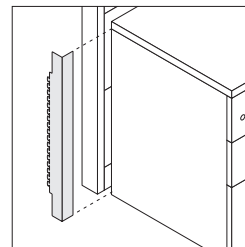
Basic cushion enhanced for field installation can be used with mobile pedestals RPM1821CF, RPM1821CP, RPM1821CW, RPM2421CF, RPM2421CP, and RPM2421CW only.

Counterweight packages are required to ensure product stability and are ordered as an option or separately. Product specification pages indicate the correct counterweight package for each style number and any exceptions where counterweights are not required.

Connections



Fixed pedestals are intended to attach under a worksurface for security and support. Three pedestal depths are available to correspond with Universal worksurface depths. Proud-front pedestals exactly match the depth of Universal worksurface. Flush-front pedestals are 7/8" shorter.

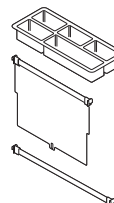


Filler conceals the gap that may exist between the face of a panel and the back of a 27" H pedestal. Fillers are also used to provide stability for pedestal and worksurface configurations that are not panel-wrapped.

Tip: Fillers for proud front pedestals conceal a 1/2" gap. Fillers for flush front pedestals conceal a 3/8" gap.

Freestanding applications that don't require attachment to a worksurface should be used with a conversion kit that includes a steel top and counterweight package.

▶ Page 219



Field-installed accessories are available, including pencil trays, stationary trays, dividers, and rails.

▶ Page 324

Wiring & Cabling

Fixed pedestals do not accommodate cable-routing. Plan accordingly when installing pedestals underneath worksurfaces with grommets or other cable-routing accessories.

Surface Materials

Pedestal, steel drawer fronts, and integral pulls

- Paint

Contemporary, handle, jazz, and bar pulls

- 0835 Black
- 9201 Polished Chrome
- 9211 Nickel
- 9212 Silver

c:scape pull

- 4140 Arctic White Gloss
- 4144 Black Gloss
- 4799 Platinum Metallic

Wood veneer top and drawer fronts

- Wood veneer—Open pore finishes
- Customiz stain (option)

Lock

- 9201 Polished Chrome
- 9250 Ember Chrome (option)

Drawer bodies, drawer suspensions, rails, dividers, and glides

- Black

Laminate top and drawer fronts

- Laminate
- Open Line laminate (option)

Square edge profile on laminate top

- Plastic

Cushion top

- Fabric
- Leather

Basic cushion enhanced

- Fabric

Tip: For both cushion top and basic cushion enhanced: fabric patterns with a linear design will always be applied from the front to back of the unit or the depth of the unit. Pattern matching will not be done on COM.

Application Topics

Storage Capacities and Dimensions

▶ Page 456

Counterweight Requirements for Storage Products

▶ Pages 7–13

Shipping

Fixed pedestals are normally shipped in heavy-duty, recyclable stretch wrap to reduce the amount of corrugated board needed.

Mobile pedestals are shipped in corrugated board to minimize damage during transport.

Universal Sliding Door Bins with Steel, Laminate, or Wood Fronts

For Use with Answer, Kick, and Montage

Universal sliding door bins, attach to panels with an on-module bracket and provide overhead storage in the work space. Door is available in steel or wood.

► Specifying, page 226

Safety catch locks overhead storage unit to frame to prevent accidental removal.

On-module attachment brackets are used to mount bins on panels of the same width as bins and are included with the bin as a standard component.

Steel, laminate, and wood front doors glide smoothly from one side of the case to the other.

Bin ships assembled.

Metal backstop prevents notebooks and equipment from damaging panel surface.

Lock is standard on bins to secure the door. The door can be locked in the closed position on either the right- or left-hand side of the bin. Lock is located underneath the center of the shelf. Lock is standard factory-installed, keyed random. A no-lock option is available.
► *Lock and Keying*, page 450

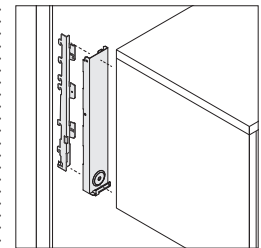
Recess beneath unit can accommodate a shelf light.
► Page 426

Product Details

On-module attachment brackets are independent of the storage bin and unique to the panel system they are used on. The following style number suffixes indicate the panels they attach to:


TAK = Answer and Kick
MON = Montage

If the storage bin needs to be attached to a different panel in the future, additional on-module attachment brackets can be purchased through Service Parts.



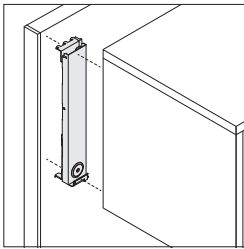
Vertical off-module brackets, optional, can be used to mount one or two sides of an overhead bin off-module on Answer, Kick, and Montage with vertical slot patterned panels. To mount an overhead bin with one side off-module, specify with one vertical off-module bracket. To mount an overhead bin with two sides off-module, specify with two vertical off-module brackets. Both of these brackets attach to the on-module bracket that comes standard with the overhead bin.

Vertical off-module brackets are used with bins up to 12" wider than the panel, allowing them to overhang the panel seam.



Actual Dimensions

Depth	15 ³ / ₄ "
Width	36", 42", 48", 60", 66", and 72"
Height	16 ¹ / ₄ "

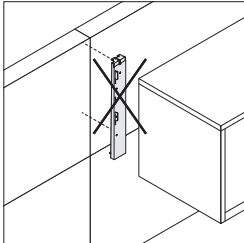


Horizontal off-module brackets, optional, accommodate off-module installations of overhead bins on all widths of Montage enhanced off-module panels.

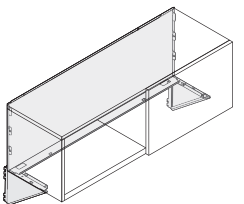
Tip: Maximum width for a horizontal off-module bin that is mounted on an enhanced off-module Montage panel is 48"W.

Tip: Horizontal off-module brackets push bin out from panel $\frac{5}{8}$ " on enhanced off-module Montage panel.

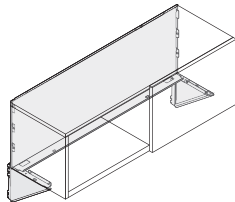
Tip: Only two pairs of off-module brackets and associated storage can be mounted per frame.



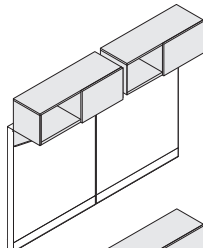
Horizontal off-module brackets cannot span a vertical frame rail or joint on enhanced off-module Montage panel only.



Upmount brackets, optional, are for use on Answer, Kick, and Montage. Brackets enable overhead storage to be used on lower panel heights. Bins using an upmount bracket must be installed on a panel of the same width. For Montage, upmount brackets attach near the top of a 55"H frame



Upmount brackets, optional, are for use on Answer, Kick, and Montage. Brackets enable overhead storage to be used on lower panel heights. Bins using an upmount bracket must be installed on a panel of the same width. For Montage, upmount brackets attach near the top of a 55"H frame.

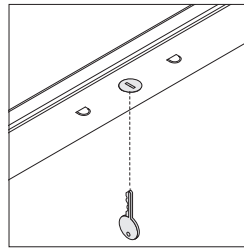


Two upmount bin brackets can be hung side-by-side in an in-line, T- or X- application.

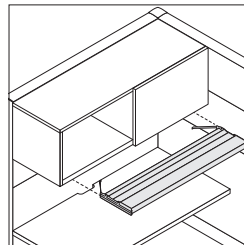
On Montage, Universal in the case bins can be upmounted over or adjacent to a slatwall.

On Answer, bins can be upmounted on slatwall skin as long as there is not another bin or another slatwall skin on the adjacent inline panel.

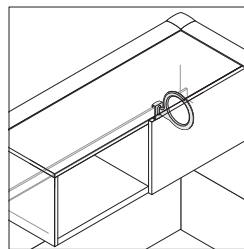
Omit brackets option must be specified when bin is being used in hutch kit or when attaching bin to a horizontal wall attachment bracket. Order hutch kit separately.



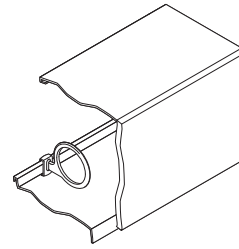
Lock in bin is concealed from view beneath the shelf. Locks are available factory or field-installed. Factory-installed locks are standard and available keyed random only. Optional field-installed locks are available with consecutive, specific, and random keying options. Master-keyed locks are also available. Field-installed lock cylinders must be specified separately.
► **Lock and Keying**, page 450



Shelf lights are available for use beneath bins. Lights recess into the bottom of the overhead storage unit.
► **Page 426**



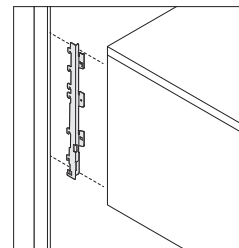
Dividers are available as an option for use on bins. Dividers ship in a package of four.



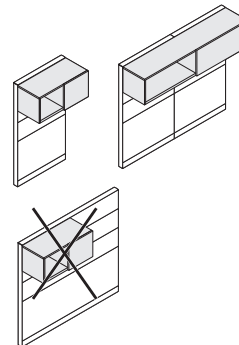
Back of storage bin is open to allow panel surface to show. Metal backstop prevents contents of bin from damaging panel surface.

Overhead storage bin height accepts standard and A4 binders.

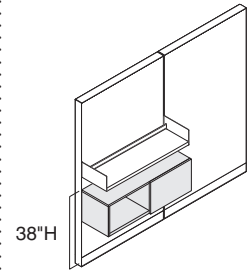
Connections



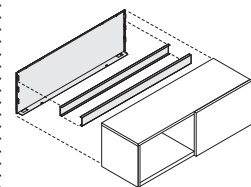
Steel support hooks on end supports insert into the slotted channel of a panel or wall channel and lock into place with a safety catch.



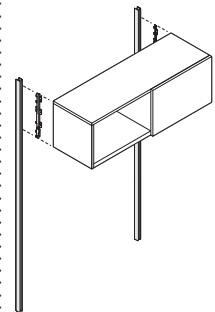
Width of overhead bin must match the width of the panel or panels that it is attached to when using an on-module bracket. Bin may span up to two frames.



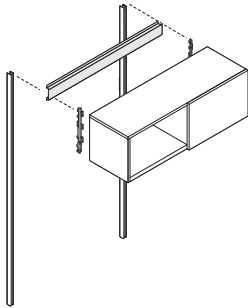
Universal sliding door bin may be mounted at 38"H or lower if another panel-mounted component prevents it from being seated upon.



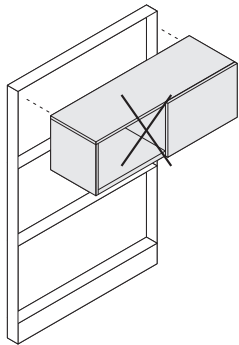
Horizontal wall attachment brackets are available to attach storage bins to wall of building. Specify as separate style number.
Tip: Select the omit brackets option when ordering the bin.
► **Page 236**



Wall channels are available to attach bins to concrete or block walls. Wall channels can be used to attach bins and tackboards to wood, dry wall, or plaster walls if the wall is reinforced.
► **Page 239**



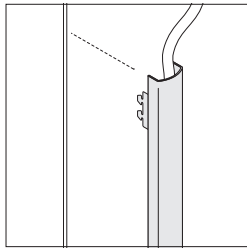
Wall channel horizontal brace is required with wall channels to support bins that are wider than 48".
▶ Page 64



Overhead storage components cannot be attached to Montage frames with glass tiles.

Overhead storage components cannot be attached on a 55" high Montage frame.

Wiring & Cabling



Vertical wire managers are available to conceal cords that are routed from light mounted beneath overhead storage.
▶ Page 432

Surface Materials

Overhead bin

- Paint
- Wood door (optional)

Locks

- 9201 Polished Chrome
- 9250 Ember Chrome (optional)

On-module and vertical off-module attachment brackets

- Black paint only

Horizontal off-module attachment brackets for Montage

- Paint to match bin

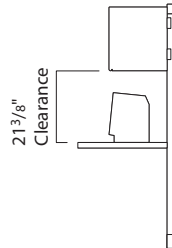
Upmount brackets

- Paint

Dividers

- White plastic

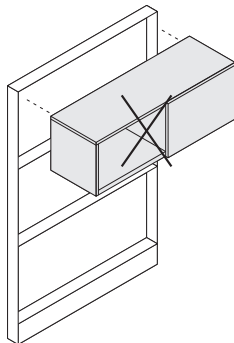
Application Topics



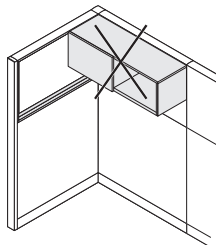
Clearance between Universal Systems Worksurfaces or Universal tables and bottom of overhead bins is 21 $\frac{3}{8}$ " when storage unit is installed in the highest position on a 66"H panel and glides are adjusted all the way into the panel.

Storage Capacities and Dimensions

▶ Page 456



Hanging components cannot be hung in front of a double-pane window.



Hanging components cannot be used next to a double-pane window at a 90° corner.

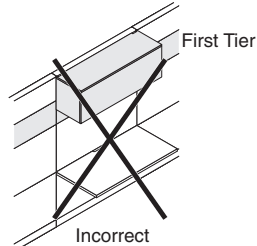
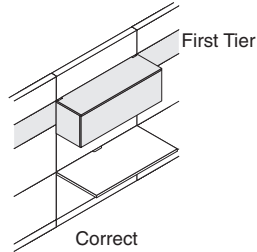
Bracket Application Rules

▶ Page 66

Stability Guidelines

▶ See appropriate panel specification guide.

Guidelines for Stackable Components



TS Series bins, Universal bins, and shelves can hang from the first stacked tier only.

Universal Over The Case and In The Case Bins

For Use with Answer, Kick, and Montage

Universal over the case

bins can be attached to panels with an on-module bracket and provide overhead storage in the work space.

► Specifying, page 228

Safety catch locks overhead storage unit to frame to prevent accidental removal.

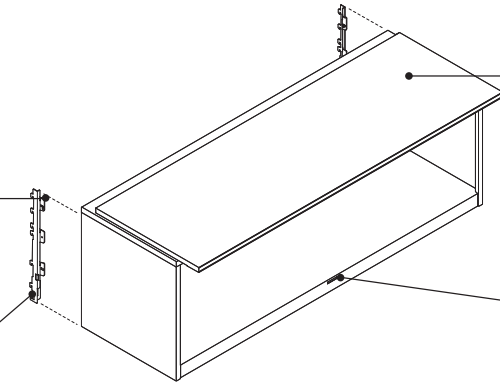

On-module attachment brackets are used to mount bins on panels of the same width as bins and are included with the bin as a standard component.

Backstop prevents notebooks and equipment from damaging the surface of the panels or walls.

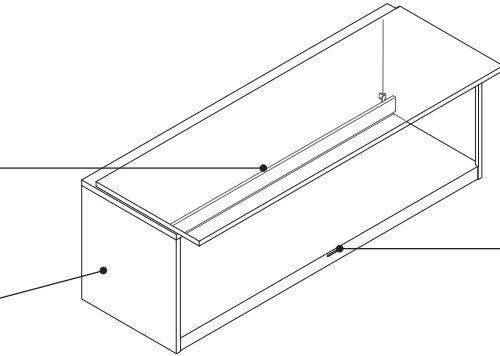
Bin is steel and ships assembled.

Universal in the case bins, attach to panels with an on-module bracket and provide overhead storage in the work space. Door is available in steel or wood.

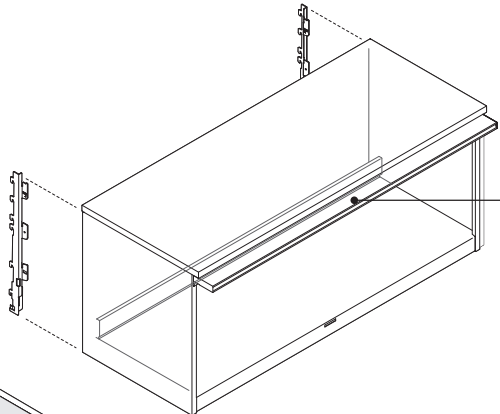
► Specifying, page 230



Flat-front lift-up doors open and close quietly. When up, the doors rest on top of the case to provide more storage space inside.



Locks are standard on bins to secure the door(s). Lock is located underneath the center of the shelf. Locks are standard factory-installed, keyed random. Two-door units are keyed alike. A no-lock option is available.
► Lock and Keying, page 450

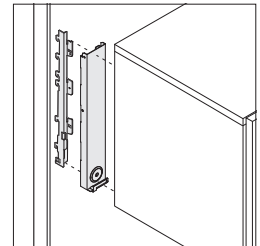


Recess beneath unit can accommodate a shelf light.
► Page 426

Flat-front lift-up doors (steel or wood) recess into the overhead storage bin.

Product Details

On-module attachment brackets are independent of the storage bins and unique to the panel system they are used on. The following style number suffixes indicate the panels they attach to: **TAK** = Answer and Kick **MON** = Montage. If the storage bin needs to be attached to a different panel in the future, additional on-module attachment brackets can be purchased through Service Parts.



Vertical off-module brackets, optional, can be used to mount one or two sides of an overhead bin off-module on Answer, Kick, and Montage with vertical slot patterned panels. To mount an overhead bin with one side off-module, specify with one vertical off-module bracket. To mount an overhead bin with two sides off-module, specify with two vertical off-module brackets. Both of these brackets attach to the on-module bracket that comes standard with the overhead bin.

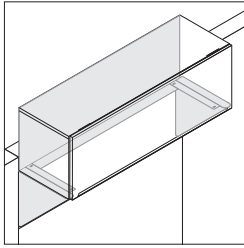
Vertical off-module brackets are used with bins up to 12" wider than the panel, allowing them to overhang the panel seam.

Actual Dimensions

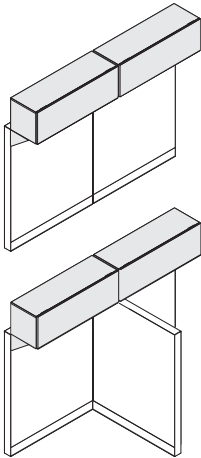
Depth 15³/₄"

Width 24", 30", 36", 42", 48", 60", 66", and 72"

Height 16¹/₄"



Upmount brackets are optional for use on Answer, Kick, and Montage. Brackets attach the bin near the top of 54"H panel to enable overhead storage to be used on lower panel heights. Bins using an upmount bracket must be installed on a panel of the same width.



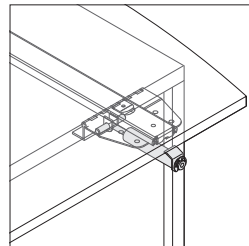
Two upmount bin brackets can be hung side by side in an in-line, T-, or X-application. Bin can be upmounted on slatwall skin as long as there is not another bin or another slatwall skin on the adjacent in-line panel.

Omit brackets option must be specified when bin is being used in hutch kit, or when attaching bin to a horizontal wall attachment bracket. Order hutch kit separately.

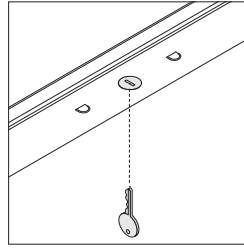
Picture frame door—omit insert, optional, is available on Universal in the case bins with flat steel fronts only. An omit insert option allows custom material to be field installed in the aluminum door frame.

The omit insert custom material must be ordered from a material vendor. If an omit insert option is specified and a door assist mechanism is also required, an assist mechanism must be specified as a separate option to the storage bin. Custom materials being installed in a door insert must comply with local building codes. Consult with local authorities to determine compliance requirements. The use of safety glass is required if installing custom glass in a door insert. To install customer provided material in a picture frame door with the insert omitted, make sure the material is cut precisely to the sizes listed on the dimensions matrix.

► See *Dimensions for Custom Field-Installed Picture Frame Door Inserts*, page 59

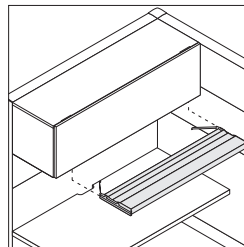


Door assist mechanism, optional, consist of a gas cylinder and spring that provides an assisted open and close of the door. When opening the door, the spring pulls the door to the fully recessed position. When closing the door, the assist mechanism will slowly close the door. Universal bins ship with two assist mechanisms per door when specified.

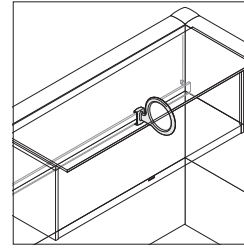


Lock in bin is concealed from view beneath the shelf. Locks are available factory or field-installed. Factory installed locks are standard and available keyed random only. Two-door units are keyed alike. Optional field installed locks are available with consecutive, specific, and random keying options. Master-keyed locks are also available. Field-installed lock cylinders must be specified separately.
► *Lock and Keying*, page 450

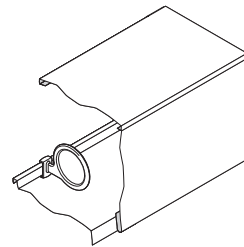
No lock option provides a cost savings opportunity when locking is not needed.
Tip: Units specified with no lock will still have a visible slot in the shelf where locking components would be.



Shelf lights are available for use beneath bins. Lights recess into the bottom of overhead bins.
► Page 426



Divider is available as an option on overhead bins. Dividers ship in a package of four.
► Page 236

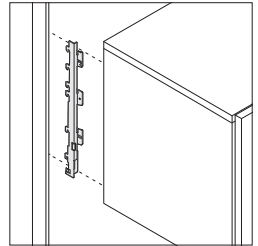


Back of storage bin is open to allow panel surface to show. Metal backstop prevents contents of bin from damaging panel surface.

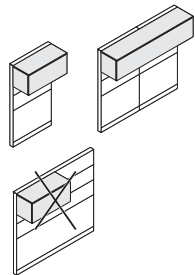
Overhead storage bin height accepts standard and A4 binders.

When mounting on Answer or Kick panels, top of bin cannot be loaded.

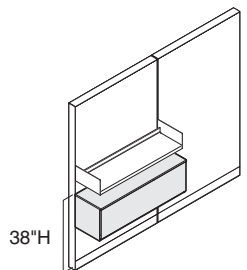
Connections



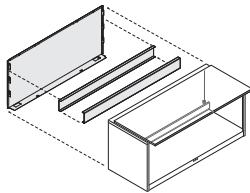
Steel support hooks on end supports insert into the slotted channel of a panel or wall channel and lock into place with a safety catch.



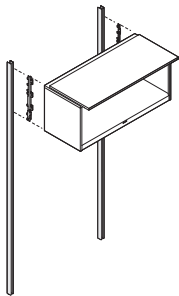
Width of overhead bin must match the width of the panel or panels that it is attached to when using an on-module bracket. Bin may span up to two frames.



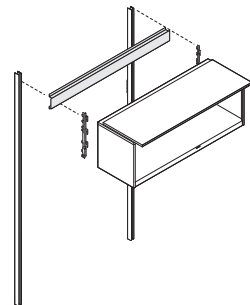
Universal over the case bin may be mounted at 38"H or lower if another panel-mounted component prevents it from being seated upon.



Horizontal wall attachment brackets are available to attach storage bins to wall of building. Specify as a separate style number.
Tip: Select the omit brackets option when ordering the bin.
 ▶ Page 236

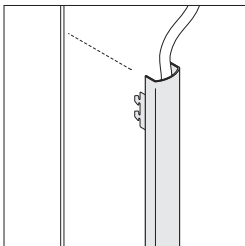


Wall channels are available to attach bins to concrete or block walls. Wall channels can be used to attach bins and tackboards to wood, dry wall, or plaster walls if the wall is reinforced.
 ▶ Page 239



Wall channel horizontal brace is required with wall channels to support bins that are wider than 48".
 ▶ Page 239

Wiring & Cabling



Vertical wire managers are available to conceal cords that are routed from light mounted beneath overhead storage.
 ▶ Page 432

Surface Materials

Overhead bin

- Paint

Lock

- 9201 Polished Chrome
- 9250 Ember Chrome (optional)

On-module and vertical off-module attachment brackets

- Black paint only

Horizontal off-module attachment brackets for Montage

- Paint to match bin

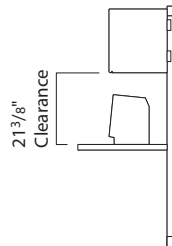
Upmount brackets

- Paint

Dividers

- White plastic

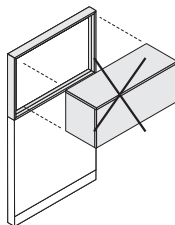
Application Topics



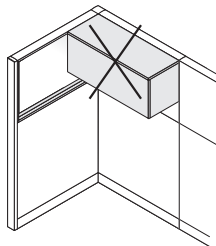
Clearance between worksurfaces and bottom of overhead bins is 21 $\frac{3}{8}$ " when storage unit is installed in the highest position on a 66"H panel and glides are adjusted all the way into the panel.

Storage Capacities and Dimensions

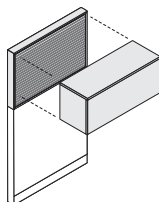
▶ Page 456.



Hanging components cannot be hung in front of a double-pane window.

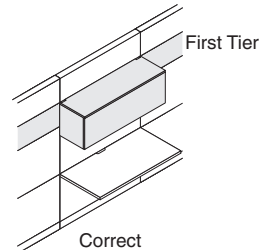


Hanging components cannot be used next to a double-pane window at a 90° corner.

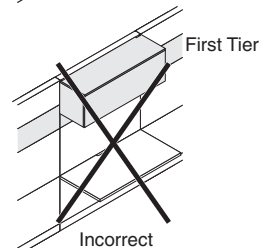


Overhead bins can be hung in front of slatwall skins.

Guidelines for Stackable Components

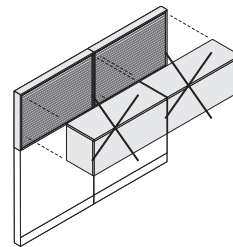


Correct



Incorrect

TS Series bins, Universal bins, and shelves can hang from the first stacked tier only.



Two bins cannot be hung side by side if one or both bins are in front of a slat-wall skin.

Bracket Application Rules

▶ Page 66

Stability Guidelines

▶ See appropriate panel specification guide.

Dimensions For Custom Field-Installed Picture Frame Door Inserts

Dimensions For Custom
Field-Installed Picture
Frame Door Inserts

For Universal In the Case Bins				
Bin Width	Door Width	Custom Picture Frame Door Inserts		
		Height +/-0.02"	Width +/-0.02"	Thickness +/-0.02"
24"	24"	15.000"	23.164"	0.138"
25"	25"	15.000"	24.164"	0.138"
30"	30"	15.000"	29.164"	0.138"
35"	35"	15.000"	34.164"	0.138"
36"	36"	15.000"	35.164"	0.138"
42"	42"	15.000"	41.164"	0.138"
45"	45"	15.000"	44.164"	0.138"
48"	48"	15.000"	47.164"	0.138"
60"	30" (per door)	15.000"	29.164"	0.138"
66"	33" (per door)	15.000"	32.164"	0.138"
70"	35" (per door)	15.000"	34.164"	0.138"
72"	36" (per door)	15.000"	35.164"	0.138"
75"	37½" (per door)	15.000"	36.664"	0.138"

Tip: A custom insert cannot be factory installed. Custom insert must be ordered from a material vendor and will not be handled like a Steelcase Customer's Own Material. In selecting materials for customer supplied inserts, consider material characteristics, such as effects from thermal changes, humidity changes, aging characteristics, and strength of material. Do not use materials that allow the overall size of the custom insert to deviate by amounts larger than the acceptable tolerances listed in the matrix.

Universal Storage

Universal Shelves and Universal Personal Shelves

For Use with Answer, Kick, and Montage

Universal shelves—supported by Answer, Kick, and Montage—provide overhead storage in the work space.

► Specifying, page 234

Universal personal shelves provide a wall-supported surface that attaches to Answer and Kick.

► Specifying, page 235

Metal backstop on Universal shelves


prevents notebooks and equipment from damaging panel surface. Universal personal shelves do not have a backstop.

On-module attachment hooks

are integral to the end supports and are used to mount shelves on panels of the same width as bins.

Safety catch locks shelf units to frame to prevent accidental removal.

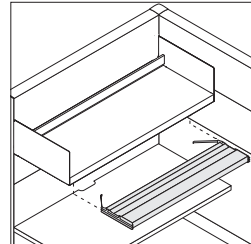
Shelves are steel and ship ready to assemble.



Actual Dimensions

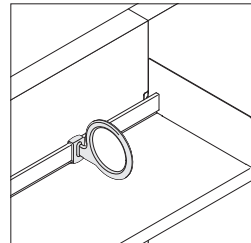
	Universal shelves	Universal personal shelves
Depth	14 ³ / ₄ "	13 ¹ / ₁₆ "
Width	24", 30", 36", 42", 48", 60", and 72"	24", 30", 36", 42", and 48"
Height	7 ¹ / ₂ " (Kick and Answer) and 11 ¹ / ₂ " (Montage)	1 ¹ / ₁₆ " (thickness of shelf)

Product Details



Shelf lights are available for use beneath shelves. Lights recess into the bottom of the overhead storage unit.

► Page 426

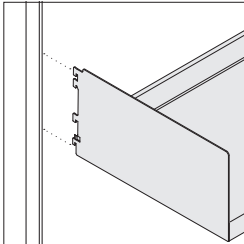


Dividers are available field installed for use on Universal shelves. Dividers ship in a package of four. Dividers cannot attach to Universal personal shelves.

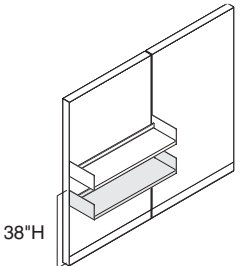
A 1¹/₂" gap exists between the personal shelf and the panel to allow for cable routing.

The height dimension of the bracket (from top of personal shelf to the bottom of the bracket) is 6¹/₂"H.

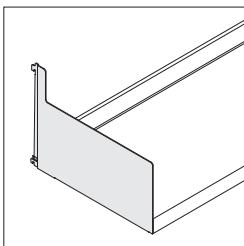
Connections



Steel support hooks on end supports insert into the slotted channel of a panel or wall channel and lock into place with a safety catch.



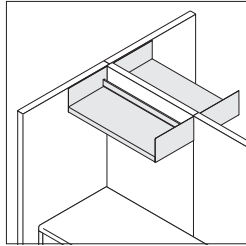
Universal shelf may be mounted at 38"H or lower if another panel-mounted component prevents it from being seated upon.



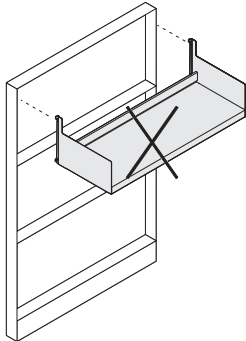
Universal shelves for use on Montage panels have a taller end support to accommodate vertical slots in frame.

Universal shelves cannot mount on a 55"H Montage frame. Contact Steelcase Specials for a solution on a 55"H frame.

On-module attachment hooks cannot be attached to upmount brackets.

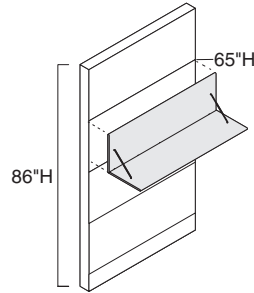


Width of shelf must match the width of the panel or panels that it is attached to with the on-module brackets. Shelves may span up to two frames.

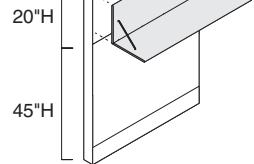
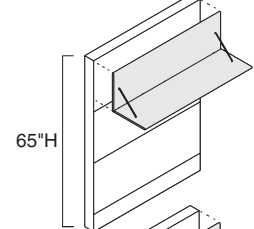


Overhead storage components cannot be attached to Montage frames with glass tiles.

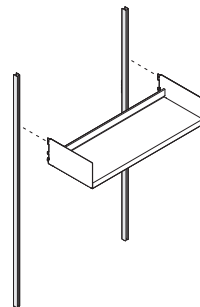
86"H Frames



65"H Frames

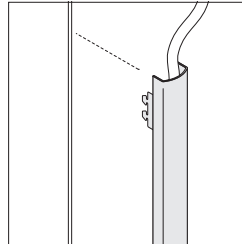


Overhead storage shelves install at 65"H only. They cannot install on a 10"H stacker or any base frame lower than 65"H.
Tip: A special half-height shelf is available, contact Systems Specials Group for an engineering quote.



Wall channels are available to attach shelves to concrete or block walls. Wall channels can be used to attach shelves to wood, dry wall, or plaster walls, if wall is reinforced.
▶ Page 239

Wiring & Cabling



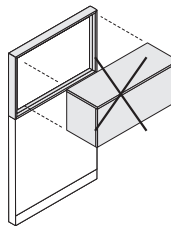
Vertical wire managers conceal cords and cables that are routed vertically outside of the panels.
▶ Page 432

Surface Materials

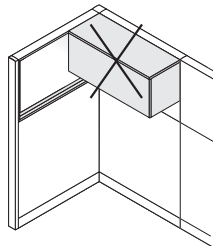
Shelf
• Paint

Application Topics

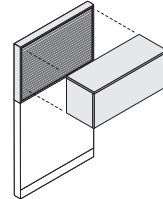
Storage Capacities and Dimensions
▶ Page 456



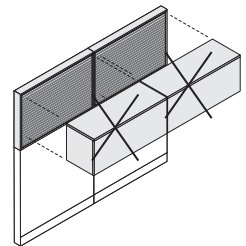
Hanging components cannot be hung in front of a double-pane window.



Hanging components cannot be used next to a double-pane window at a 90° corner.



Overhead bins can be hung in front of slatwall skins.

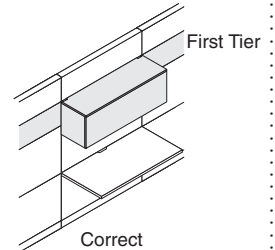


Two bins cannot be hung side by side if one or both bins are in front of a slatwall skin.

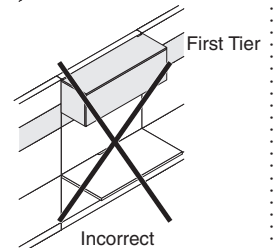
Bracket Application Rules
▶ Page 66

Stability Guidelines
▶ See appropriate panel specification guide.

Guidelines for Stackable Components on Answer



Correct

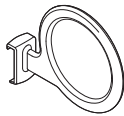


Incorrect

TS Series bins, Universal bins, and shelves can hang from the first stacked tier only.

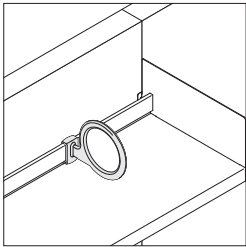
Dividers

Dividers



► Specifying, page 236

Product Details



Divides space in panel-supported bins and universal shelves. Dividers will not work in bins and shelves introduced prior to March 2007.

Divider can be used on hutch kit.

Specifying

A carton of four dividers is available as an option on overhead bins and universal shelves.

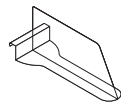
Surface Materials

Divider
• White plastic only

Actual Dimensions

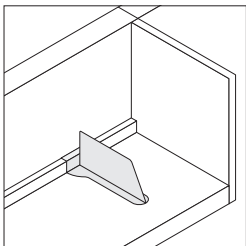
Depth	7½"
Width	¼" 1½" at the back
Height	6½"

Dividers for Overhead Storage Bins and Shelves Introduced prior to March 2007



► Specifying, page 237

Product Details



Divides space in bins and shelves.

Surface Materials

Divider
• Clear textured plastic only

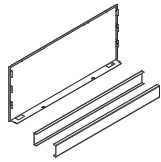
Actual Dimensions

Depth	10¾"
Width	4" at the back ½" at the front
Height	4½"

Horizontal Wall Attachment Brackets

For Use with Universal Sliding Door, Universal Over the Case and Universal In the Case Bins

Horizontal Wall
Attachment Brackets

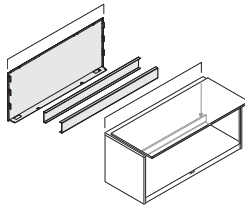


Horizontal wall attachment brackets can attach to wall of building to accept universal sliding door, universal over the case and universal in the case storage bins. Brackets will not accept bins introduced prior to March 2007 or TS Series bins.

► Specifying, page 236

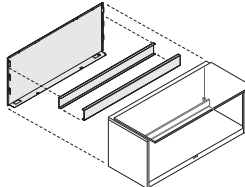
Tip: Specify as a separate style number.

Product Details



Horizontal wall attachment brackets must match the width of the storage bin.

Tip: Select the omit brackets option when ordering the bin.

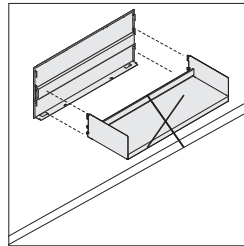


Horizontal wall attachment brackets include brackets and a steel back to enclose the storage bin.

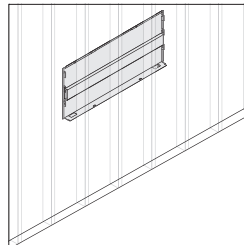
Horizontal wall attachment brackets can be positioned on wall at height needed.

Connections

Horizontal wall attachment brackets can be used to attach universal sliding door, universal over the case, and universal in the case bins to a building wall. TS Series bins cannot attach to horizontal wall attachment brackets.



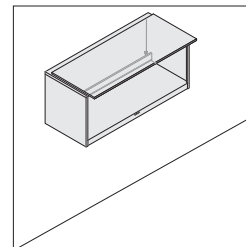
Shelves can not hang off horizontal wall attachment brackets.



Mounting of horizontal wall attachment brackets must include attachment to at least two wall studs, but it is recommended to attach to all studs in wall behind the storage bin. Storage bins that are 24"W or 25"W can only be mounted with horizontal wall attachment brackets if wall is constructed with 16" stud centers.

Field install:

- Concrete walls with Hilti type anchors.
- Drywall or plywood with 5/8" thick Toggler R-type 3/16" wall anchors with countersunk flat head screw.
- Wood studs with #10 wood screws of appropriate length with countersunk flat head screw.
- Steel studs with #10 sheet metal screws of appropriate length with countersunk flat head screw.



Limit of one bin for each horizontal wall attachment bracket.

Attaching worksur-
faces to horizontal wall attachment brackets is not possible.

Horizontal wall attachment brackets allow overhead storage bin to fit flush to wall.

Actual Dimensions

Width 24", 30", 36", 42", 48", 60", and 72".

Surface Materials

Brackets and steel back

- Paint

Wall Hang Channels and Horizontal Braces

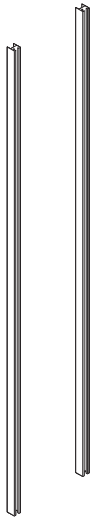
For Use with Overhead Storage Bins and Shelves

Slotted steel channel

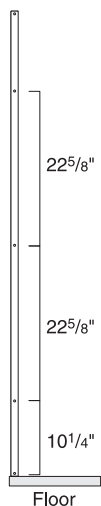
can attach to wall of building to accept shelves, overhead storage bins, worksurfaces, or tackboards. Channel will accept all universal bins and shelves, TS Series bins and bins and shelves introduced prior to March 2007.

► Specifying, page 239

Tip: Must specify bin or shelf with Answer or Kick bracket to hang on wall channel.



Screw hole positions
64³/₈"H

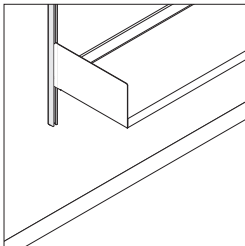


Actual Dimensions

Wall hang channels and horizontal braces

Depth	1 1/8" (28 mm)
Width	1 5/16" (24 mm)
Height	66" (1676 mm)

Product Details



Wall channel can be positioned on wall at height needed.

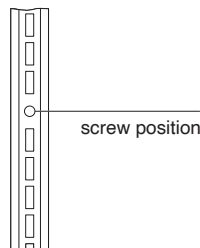
Connections

Wall channels can be used to support shelves, overhead storage bins, worksurfaces, and tackboards. Wall channels can be shared.

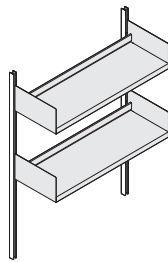
Field install:

- Concrete walls with Hilti type anchors.
- Drywall or plywood with 5/8" thick Toggler R-type 3/16" wall anchors with countersunk flat head screw.
- Steel or wood studs with #10 sheet metal or wood screws of appropriate length with countersunk flat head screw.

Anchors must be used in each screw hole location on the wall channel.

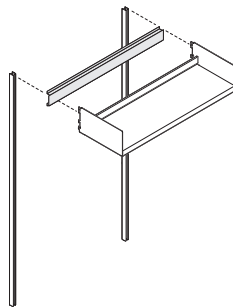


Components attach at 1" increments, but screws block some slot locations.

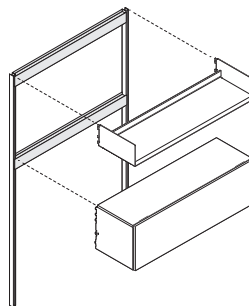


Component limits for each pair of wall channels are as follows:

- Two bins or shelves
- One worksurface and two shelves
- One worksurface and one bin



Horizontal brace is available to reinforce vertical wall channels that support storage bins, shelves, or worksurfaces that are attached to walls. Bins and shelves that are 48"W or less do not require a horizontal brace. All worksurfaces require horizontal braces.



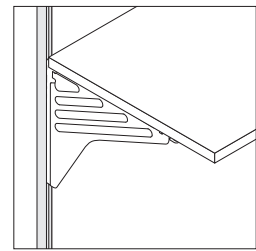
Wall channel horizontal brace is required for EACH storage bin or shelf that is wider than 48". The brace should be placed at the position along the vertical wall channel where the top of the bin or shelf will be placed.

Width of horizontal brace must match width of shelf or storage bin.

Wall channel horizontal brace

is also available in 42" and 48" widths and can be used in applications where there is concern regarding the strength of the wall. These braces must also be used with wall-mounted worksurfaces.

Wall hang channels for shelves, overhead storage bins, or tackboards cannot be used with a wall start junction.



Worksurfaces may be attached to wall channels with cantilevers, subject to the following application guidelines:

- All worksurfaces must be 24"D or less.
- Worksurfaces must be supported by a cantilever or legs every 42" or 48". Cantilevers can be shared when worksurfaces are adjacent.
- Wall channel horizontal braces must be installed directly behind all wall-mounted worksurfaces, and also at the top of the wall channels.
- Worksurface-supported pedestals cannot be hung from a wall-mounted worksurface.

Surface Materials

Wall channel

- Paint


Horizontal brace

- Paint

Application Topics

Reinforce wall by positioning studs where wall channels will be attached. See dimensions below.

Distance between center lines of reinforced wall channels matches width of overhead storage unit.



Tip: Wall channels can be shared.

Slim Shelves

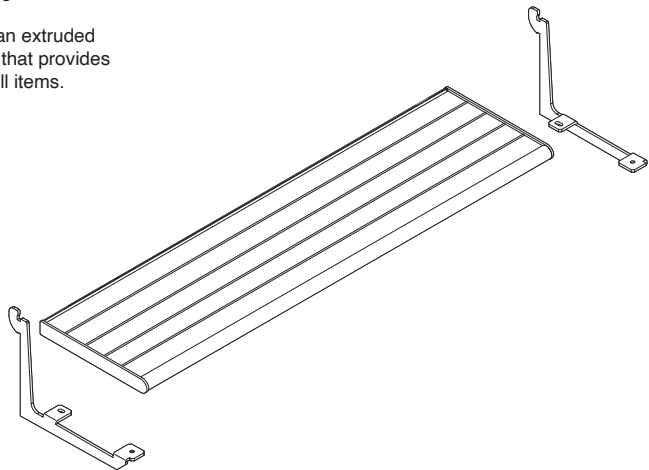
For Use with Answer, Kick, and Montage

Slim Shelves

Slim shelves provide a panel-supported surface that attaches to Answer, Kick, and Montage with panel-specific brackets.

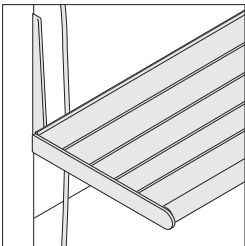
► Specifying, page 242

Slim shelf is an extruded aluminum shelf that provides storage for small items.

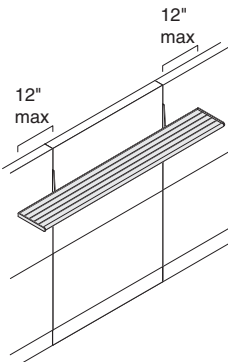


Product Details

Slim shelves attach to Answer, Kick, and Montage with panel-specific brackets.

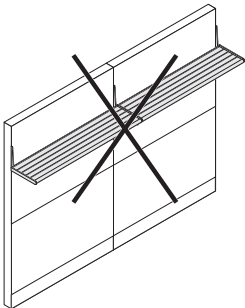


Gap at back of slim shelf allows routing of shelf light cord.



Slim shelves can be mounted off-module. No more than 12" overhang on either side of panel is recommended. Brackets attach on vertical seams of panel, while the shelf adjusts off-module on the brackets.

Two attachment brackets are included with shelves less than or equal to 48"W. Two attachment brackets and a mid-span support are included with shelves wider than 48"W.



Answer will not support two shelves installed end to end.

Surface Materials

Slim shelves

- Paint

Attachment brackets

- Painted to match shelf

Universal Storage

Actual Dimensions

Depth	6 ³ / ₈ "
Width	24", 30", 36", 42", 48", 60", 72", and 96"

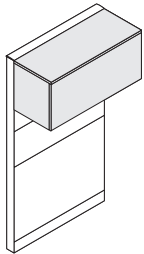
Bracket Application Rules for Bins and Shelves

For TS Series Bins, Universal Sliding Door Bins, Universal Over the Case Bins, Universal In the Case Bins, and Universal Shelves

Bracket Application Matrix

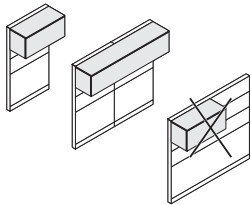
Panels	TS Series Bins	Universal Bins, and Universal Shelves—On-Module	Universal Bins—Single Side Vertical Off-Module	Universal Bins—Two Sided Vertical Off-Module	Universal Bins—Horizontal Off-Module (for use with Montage only)	Universal Bins—Upmount
Answer	•	•	•	•		•
Kick	•	•	•	•		•
Montage		•	•	•	•	•

On-Module Brackets and Hooks



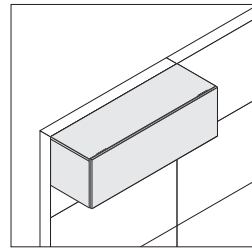
On-module brackets and hooks are used to mount overhead bins and universal shelves to panels with vertical slot patterns. Answer, Kick, and Montage panels can support on-module attachment brackets.

Universal personal shelves can attach on-module to all panels except Montage.



Width of overhead storage unit must match the width of the panel or panels that it is attached to. Storage bins or shelves may span up to two panels.

Additional support for stability may be required when shelves and overhead storage bins are attached to panels. Counterbalancing loads on the opposite sides of the panels increases stability.
Tip: See Stability Guidelines in each corresponding specification guide.



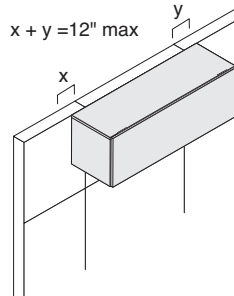
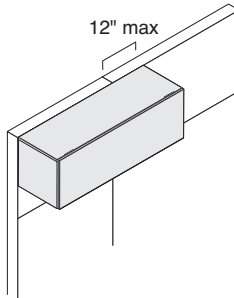
On-module attachment brackets install in panel seams.

On-module brackets can be used above and adjacent to slatwall on Answer and Montage panels.

On-module brackets can be used with a panel stacker on Answer, Kick, and Montage panels. Follow standard panel stacker guidelines for each panel.

Off-module brackets are used with bins up to 12" wider than the panel, allowing them to overhang the panel seam.

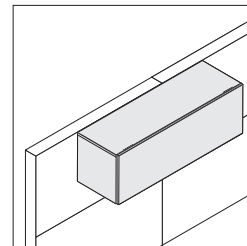
Off-Module Brackets



Vertical off-module brackets, optional, can be used to mount one or two sides of the overhead bin off-module on Answer, Kick, and Montage with vertical-slot-patterned panels. Both of these brackets attach to the on-module bracket that comes standard with the overhead bin. Vertical off-module brackets allow bins to be installed a maximum of 12" off-module. Vertical off-module brackets can be used with 30"W to 60"W Montage bins only.

Vertical off-module brackets can be used above and adjacent to slatwall on Answer and Montage panels.

Vertical off-module brackets can be used with a panel stacker on Answer, Kick, and Montage panels. Follow standard panel stacker guidelines for each panel.



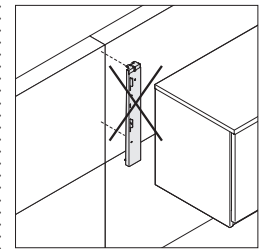
Horizontal off-module brackets, optional, accommodate off-module installations of overhead storage bins on panels with horizontal slot patterns. Enhanced off-module Montage frames can support horizontal off-module brackets. Horizontal off-module brackets can be used with 24"W to 48"W Montage bins only.

Horizontal off-module brackets can be used above and adjacent to slatwall on Montage panels.

Horizontal off-module brackets can be used with a panel stacker on Montage panels. Follow standard panel stacker guidelines for each panel.

Enhanced off-module Montage frames have horizontal slot patterns and must be specified for horizontal off-module Montage configurations.

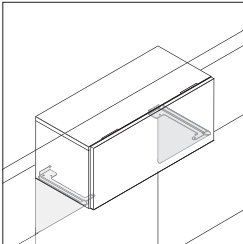
Horizontal off-module brackets push bin out from panel 5/8" on enhanced off-module Montage panels.



Horizontal off-module brackets cannot span a vertical or joint where two frames come together on enhanced off-module Montage panels. Shift the bin to avoid the joint.

Only two pairs of off-module brackets and associated storage can be mounted per frame.

Upmount Brackets



Basic and open design upmount brackets, optional, attach bins and shelves near the top of 54"H panels.

Tip: Stationary shelf cannot hang from an upmounted bin or shelf.

Upmount brackets, optional, can be used with universal sliding door, universal over the case, and universal in the case bins. Brackets attach bins near the top of 54"H panels. TS Series bins and universal shelves cannot be attached to upmount brackets.

Upmounted bin height is 66"H when installed on 54"H panels. For Montage, the overall upmounted bin height is 68⁵/₈" when installed on a 55"H frame.

Upmount bin width must match the width of the panel or panels that it attaches to. Upmounted bins and shelves cannot be supported off-module.

Upmount brackets can be used above and adjacent to slatwall on Answer and Montage panels.

Upmount brackets can be used with a panel stacker on Answer, Kick, and Montage panels. Follow standard panel stacker guidelines for each panel.

Omit Brackets

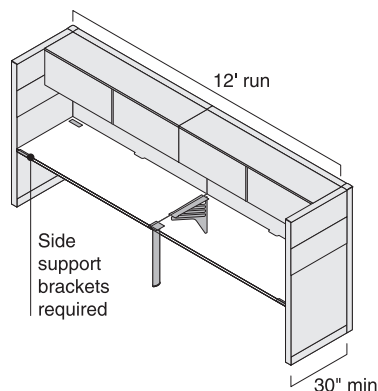
Omit brackets option must be specified when bin is being used in hutch kit, or when attaching bin to a horizontal wall attachment bracket. Order hutch kit separately.

Hutch kit supports bin at 66" height.

Application Rules for Overhead Storage on Answer and Kick Panels

For complete panel specific stability guidelines, see the corresponding panel specification guide.

Answer Panel



Guidelines for Universal Bins. Applies to universal sliding door bin or universal in the case bin on Answer and Kick panels.

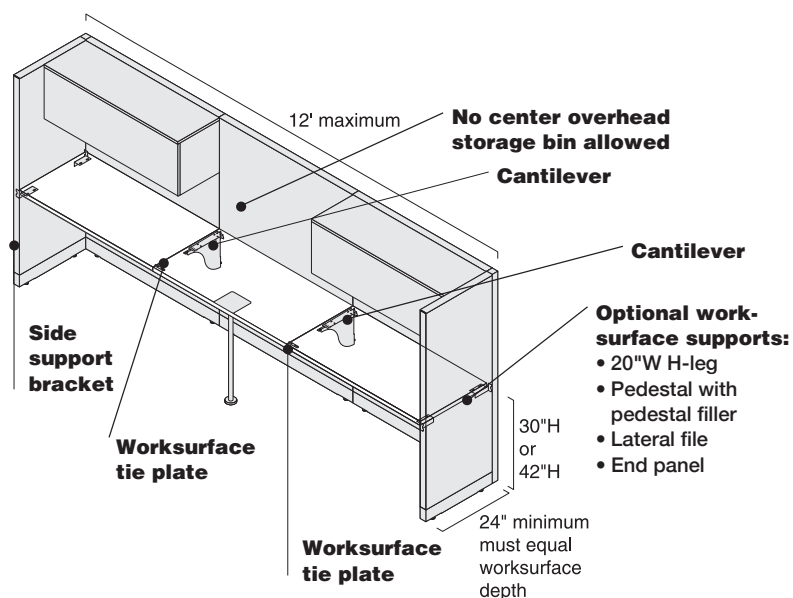
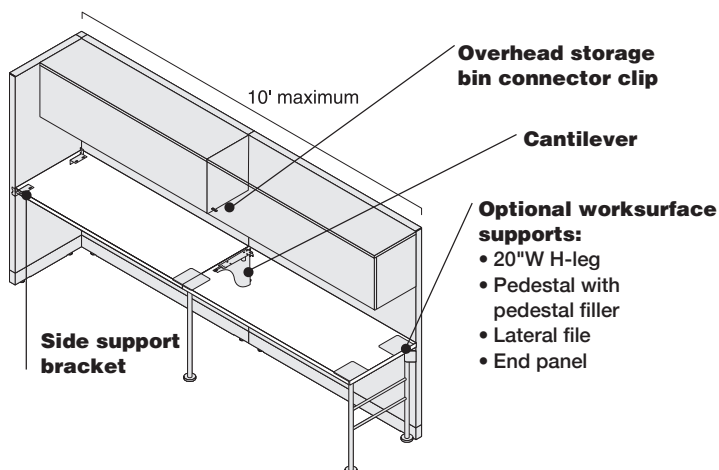
The following application restrictions must be complied with when hanging universal overhead bins on Answer and Kick panels. Otherwise, standard Answer and Kick application guidelines apply.

- Universal sliding door bin, universal in the case bins, and universal curved front bins cannot hang on an Answer or Kick panel above the 66"H connection point.
- The maximum panel run length when using a universal overhead bin on Answer or Kick panels is 12'.
- Top of bins and shelves are not designed to support the weight of a seated person. Bins and shelves may be mounted at 38"H or lower only if another panel-mounted component prevents it from being seated upon.
- When ganging binder bins, the use of a tie plate is required.

WARNING

Failure to comply to these guidelines may result in personal injury.

Kick Panel



Universal One-High, 1.5-High, and Two Drawer Lateral Files

One-High and Two Drawer lateral files serve a dual purpose as high-density storage and as an inviting space for guests.

► Specifying, page 244

1.5-High lateral files provide multi-zone storage for binders, hanging folders, and piling surfaces at a height which allows for comfortable guest seating in collaborative environments.

► Specifying, page 244

Label holders are included with each drawer. Label hold-er fits inside the integral pull or can be affixed to the front of the drawer or door. Perf-orated labels are included and can be created using the template available on www.steelcase.com/label.

Finished back is standard.

Three base options are available: the universal 3" base, FrameOne foot, and c:scape glide. All three bases have the same overall height.

Tip: FrameOne feet and c:scape glides will be field installed.

Lock is standard on lateral files and is located at top left corner of drawer. Locks are standard factory-installed, keyed random.

► *Lock and Keying*, page 450

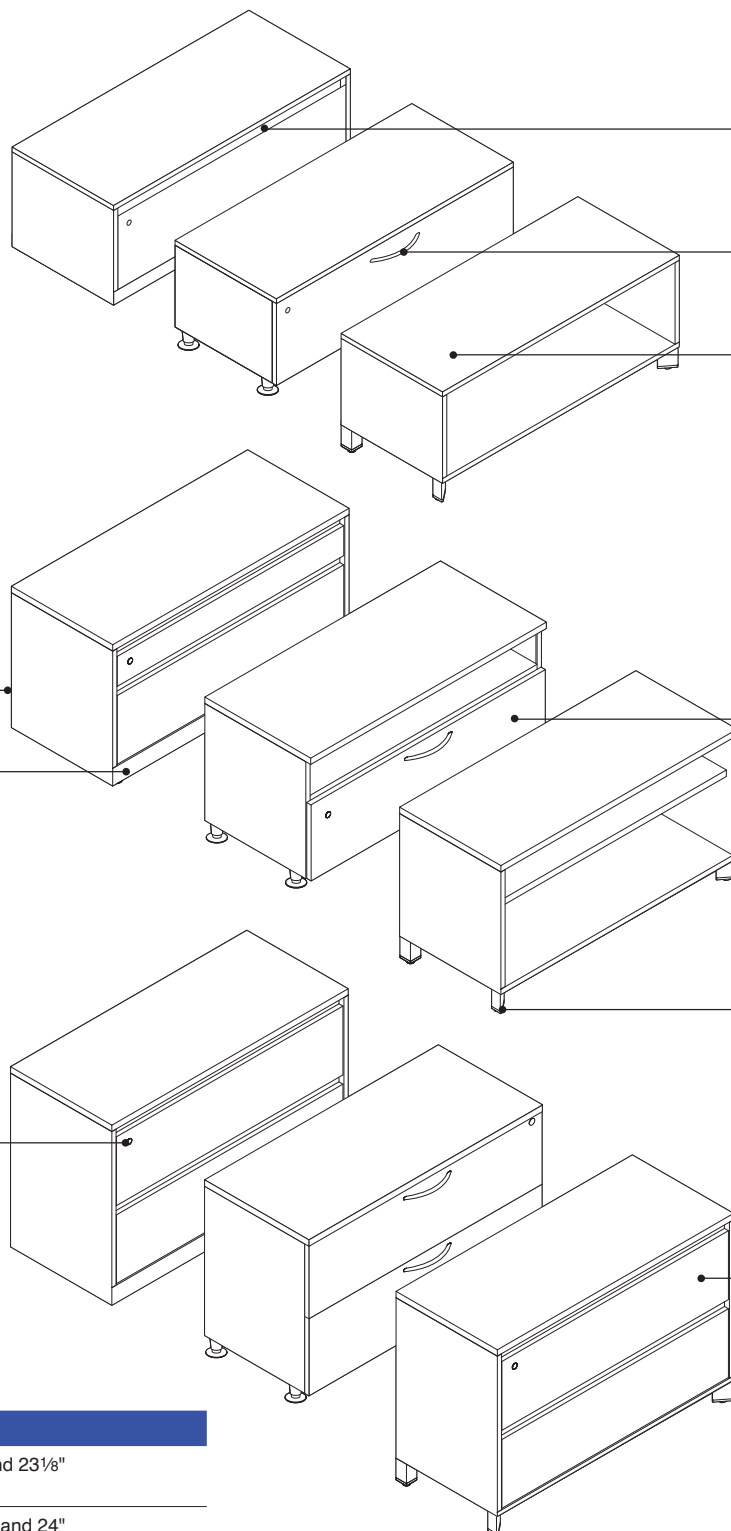
Actual Dimensions

Depth with flush steel or open front 18" and 23 $\frac{1}{8}$ "

Depth with proud steel, laminate, or wood front 18 $\frac{7}{8}$ " and 24"

Width 30", 36", and 42"

Height 16", 22", and 28"



Pulls on flush-front lateral files are full width and integral.

Pulls on proud-front lateral files are available in a variety of shapes.

Top is standard 1"H steel on units with steel fronts and standard 1 $\frac{3}{16}$ "H wood veneer on units with wood fronts. Other top options are available.

Drawer fronts are available in steel, laminate, or wood veneer.

Leveling glides adjust up to $\frac{3}{4}$ " for universal 3" base and up to 1" for c:scape glide and FrameOne foot base to install lateral file on uneven floors.

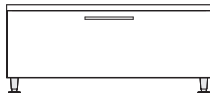
Drawers are standard 12"H and open full depth for total access to the contents.

Product Details

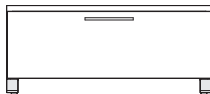
Base options



Universal 3" Base

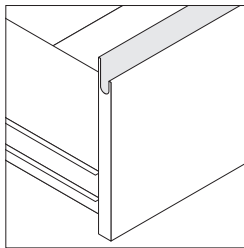


c:scape Glide Base



FrameOne Foot Base

Tip: All base options have same overall height. c:scape glides and FrameOne feet are field installed.



Flush-front pull is full width and integral with the drawer. Pull is available on steel drawers only.



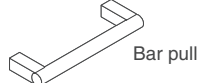
Contemporary pull



Handle pull



Jazz pull

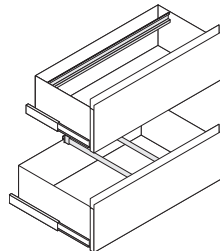


Bar pull

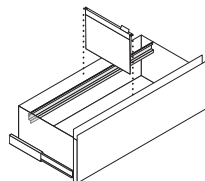


c:scape pull

Proud-front pulls are available in the following styles—contemporary, handle, jazz, and bar. Each pull is 192 mm and available on steel or wood veneer drawers. c:scape pulls (200 mm) are available on steel drawers only.

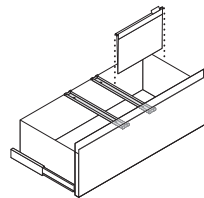


Drawer interiors include one hanging folder bar per drawer in each 18"D case and two rails per drawer in each 24"D case. Alternative interiors are available as options.



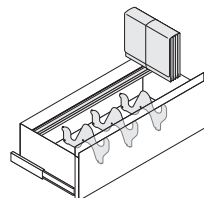
Hanging folder bar accommodates side-to-side filing of letter-, A4 international-, and legal-size hanging folders. Additional bars are available and must be specified separately.

► Page 325



Rails accommodate front-to-back filing of letter-, A4 international-, and legal-size hanging folders. Rail packages accommodate two rows of letter-size files in 30"W and 36"W drawers and three rows of letter-size files in 42"W drawers. See *Storage Capacities* for additional details. Additional rails are available and must be specified separately.

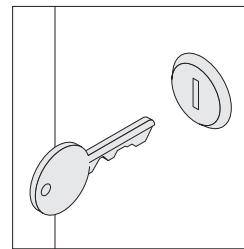
► For interior dimensions, see page 456



Dividers accommodate side-to-side filing of expandable folders and other objects. Divider packages include three dividers per drawer, 12"H file drawers also include one hanging folder bar per drawer. Additional dividers are available and must be specified separately.

► Page 326

Safety interlock system allows only one drawer to be opened at a time.

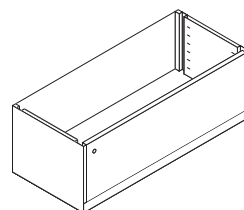


Locks are available factory- or field-installed. Factory-installed locks are standard and available keyed random only. Optional field-installed locks are available with consecutive, specific, and random keying options. Master-keyed locks are also available. Field-installed lock cylinders must be specified separately.

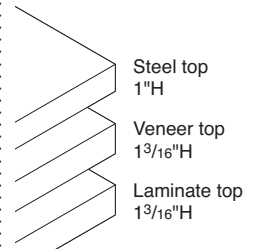
► *Lock and Keying*, page 450

Individual drawer locks are available as an option for an application that would limit access to each drawer. Lateral files include a security shield between drawers to prevent unauthorized access. Individual locking drawers are only available with field-installed locks. Consecutive, specific, and random keying are available. Field-installed lock cylinders must be specified separately.

► *Lock and Keying*, page 450

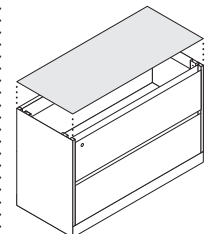


No-top lateral files are available for use with cushion top or beneath a common top shared among several lateral files. Hardware is included to attach case to worksurface. No-top option reduces height of file by 1".

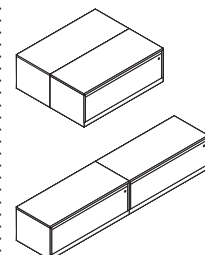


Laminate and wood veneer tops with square-edge profiles

are available in place of standard 1"H steel tops. Laminate and wood veneer tops are 3/16" taller than steel tops and will add that dimension to the overall height of the lateral file.



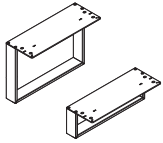
Security top is available as an option for installations where the file will be installed beneath a worksurface, but not physically attached. Thin steel top prevents unauthorized access to the contents of the cabinet. Security top is not structural and can be specified on 28"H files only. Security top reduces overall height of file to approximately 27"H.



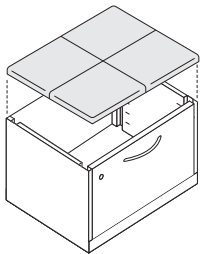
Ganging hardware is included to provide alignment by joining adjacent components side-by-side, back-to-back, or both.

Counterweight packages are required to ensure product stability and are ordered as an option or separately. Product specification pages indicate the correct counterweight package for each style number and any exceptions where counterweights are not required.

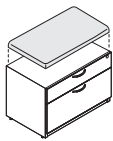
Connections



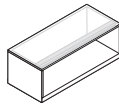
Intermediate support is used with Universal One-High or 1.5-High storage as a worksurface support allowing for nesting of low storage.
▶ Page 249



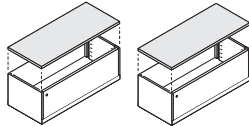
Cushions are ordered separately for steel storage without tops, including One-High, 1.5-High, and Two Drawer lateral files.



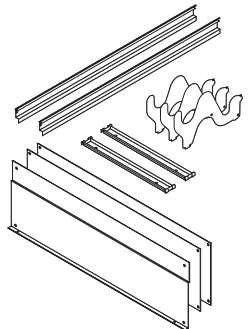
Basic cushion enhanced is ordered separately for use on Universal One-High, 1.5-High, and Two Drawer laterals with metal, laminate, or veneer top. Basic cushion enhanced is field-installed and attaches to the existing top with hook and loop fastener.
Tip: Basic cushion enhanced is available on Universal lateral files with a top only.



When applying the basic cushion enhanced on 30"W or 36"W Universal laterals with an open configuration, a support brace must also be specified.



Wood veneer with square edge profile Laminate with square edge profile
Field-installed tops are available in two choices—wood veneer with square edge profile or laminate with square edge profile. Tops can be used on an individual lateral file, or larger tops can be used to connect files to make a credenza.
▶ Page 314



Field-installed accessories are available, including drawer accessories and counterweight packages.
▶ Page 324

Floor anchor bracket (for TS Series Storage and Universal Storage with 3" base) secures lateral files, towers, cabinets, or bookcases to the floor for stability or to reduce the risk of hazards during earthquakes in seismic zones. Four bracket packages are required for each cabinet.
Note: Local seismic requirements vary.

Compliance with local code requirements is the responsibility of the customer or their authorized agent.

For a California Office of Statewide Health Planning and Development (OSHPD) approved anchor bracket, contact Steelcase Specials.
Tip: Anchor bracket cannot be used with pedestals.

▶ Page 331

Surface Materials

Lateral, including steel top, fixed shelf, and integral pulls

- Paint

Contemporary, handle, jazz, and bar pulls

- 0835 Black
- 9201 Polished Chrome
- 9211 Nickel
- 9212 Silver

c:scape pull

- 4140 Arctic White Gloss
- 4144 Black Gloss
- 4799 Platinum Metallic

Wood veneer top, lift-up door, and drawer fronts

- Wood veneer—
Open pore finishes
- Customiz stain (option)
- Full-fill finish (option) is available on field-installed wood veneer tops only.
Tip: Specify file with no top option.

Laminate top, lift-up door, and drawer fronts

- Laminate
- Open Line laminate (option)

Lock

- 9201 Polished Chrome
- 9250 Ember Chrome (option)

Drawer bodies, hanging folder bars, rails, and dividers

- Black

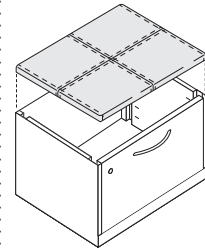
Cushion top

- Fabric
- Leather

Basic cushion enhanced

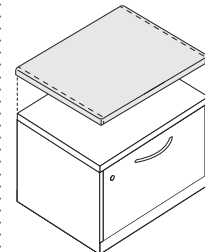
- Fabric

Tip: For both cushion top and basic cushion enhanced: fabric patterns with a linear design will always be applied from the front to back of the unit or the depth of the unit. Pattern matching will not be done on COM.

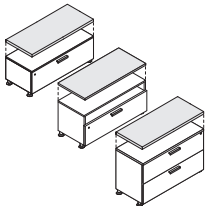


Cushion top will be manufactured in a four seam pattern in all standard solid color seating upholstery, leather, vinyls, COM leathers, and COM vinyls. These upholsteries are:

- Brisa
- Buzz2
- Cogent: Connect
- Elmosoft Leather
- Foundation
- Gaja
- Leather
- Stand In
- Select Surfaces leather
- Vinyl



Cushion top will be manufactured in a two seam pattern for all approved standard patterned seating upholstery, leather, vinyl, COM leathers, and COM vinyls. All approved standard textured upholsteries will also be manufactured in a two seam pattern including leather, vinyl, COM leathers, and COM vinyls.



Basic cushion enhanced will be manufactured in a two seam pattern for all approved standard seating upholstery and Customer's Own Materials (COMs).
Note: Leathers and vinyls are not approved for basic cushion enhanced.

Application Topics

Storage Capacities and Dimensions

▶ Page 456

Counterweight Requirements for Storage Products

▶ Pages 7–13

Shipping

Lateral files are normally shipped in heavy-duty, recyclable stretch wrap to reduce the amount of corrugated board needed.

Counterweight packages ship separately from case and must be field-installed.

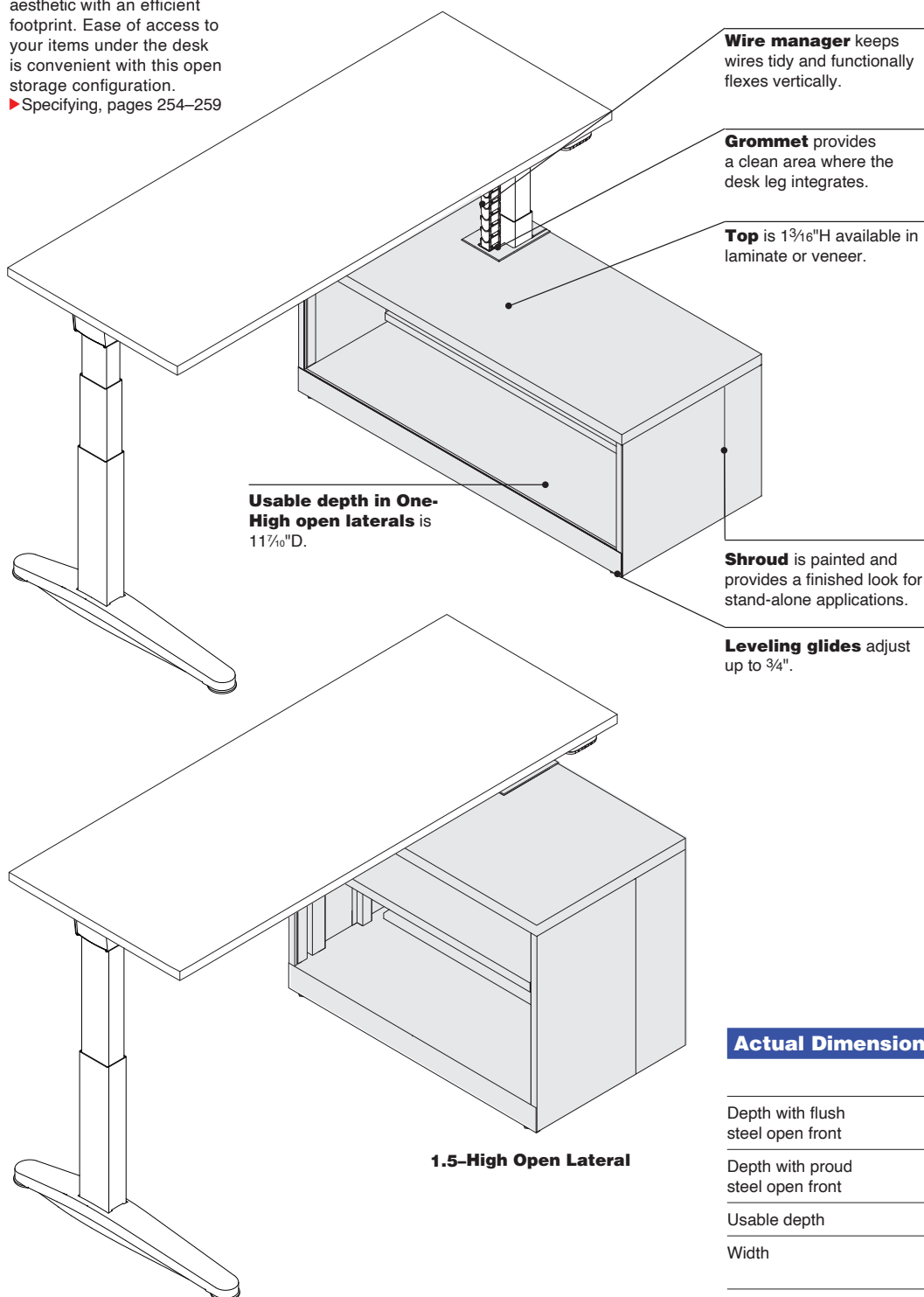
Universal One-High and 1.5-High Open Laterals

For Ology Application

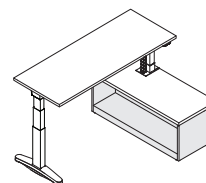
Universal One-High and 1.5-High open laterals for Ology application

seamlessly integrates the Ology desk leg into universal storage. It provides a clean aesthetic with an efficient footprint. Ease of access to your items under the desk is convenient with this open storage configuration.

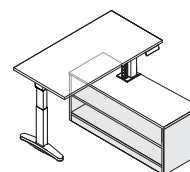
► Specifying, pages 254–259



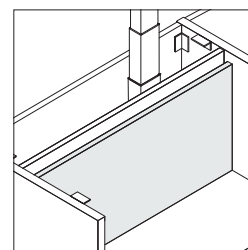
Product Details



One-High storage can be used with Ology extended range desks or basic range desks.



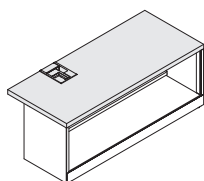
1.5-High storage can only be used with Ology basic range desks.



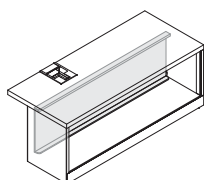
One-High and 1.5-High storage for Ology application have a removeable interior back panel to allow access to the Ology base.

Actual Dimensions

	One-High	1.5-High
Depth with flush steel open front	18"	18"
Depth with proud steel open front	18 $\frac{7}{8}$ "	18 $\frac{7}{8}$ "
Usable depth	11 $\frac{7}{10}$ "	11 $\frac{7}{10}$ "
Width	30", 36", and 42"	30", 36", and 42"
Height	16"	22"



Laminate and wood veneer tops with square edge profile are available. Tops are 1 $\frac{3}{16}$ " H.



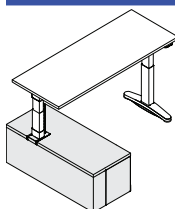
Removable interior cover provides access to power outlets that can be located in the panel behind storage unit.

Case Widths and Ology Foot Dimensions

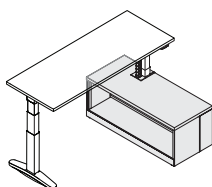
30"W Ology open laterals can house Ology legs of 24" or 30" in length. 36"W and 42"W units can house Ology legs with feet of 24", 30", or 36" in length.

Integrated leg options apply to One-High and 1.5-High units only and are meant for use with Ology height-adjustable desks only.

Application Topics

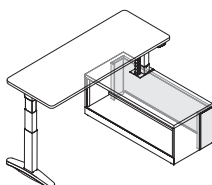


Application: Ology left

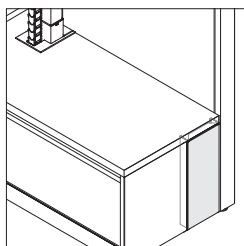


Application: Ology right

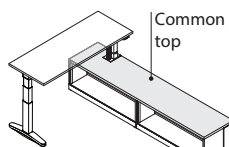
Application is determined by which leg of the Ology desk is located inside the storage.



Shroud is used to finish off the back of the storage when application is used as stand-alone unit.

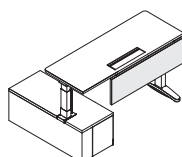


Filler is used in end-of-run applications where end of storage unit will be visible.



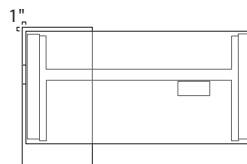
No top option on lateral file is available for use with a Universal common top shared with an adjacent lateral.

Universal common top for Ology application, ordered separately, is available in laminate or veneer. Cut-out for Ology leg is available on the left side or the right side of the Universal common top. Ology desk cannot be placed in the middle of the Universal common top.

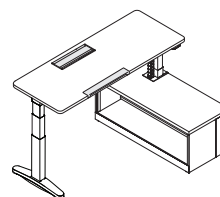


Ology modesty panel or fixed personal/modesty screens must be undersized and justified to the outside when used with One-High and 1.5-High storage units. Only one open lateral file is permitted on Ology 90° corner desks.

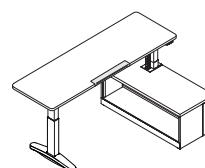
When used with One-High and 1.5-High integrated storage, screens used in the modesty position must be a minimum of 18" shorter than worksurface width to allow for pinch point clearances.



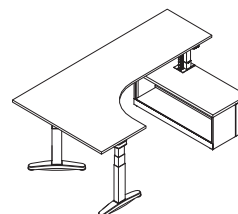
To help avoid pinch points, the Universal One-High and 1.5-High open laterals for Ology application extends 1" past the back of the Ology worksurface.



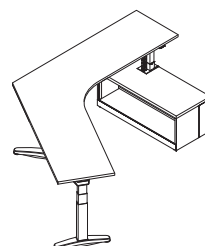
Soft edge and power and data access door can be positioned left or right on Ology desks that are 64"W or wider for use with One-High and 1.5-High integrated storage.



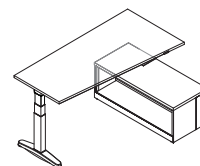
Worksurface overhang can be positioned left or right on desks that are 70" wide or wider.



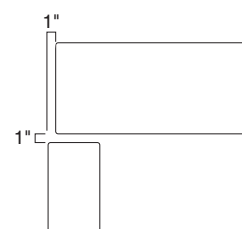
Ology 90° corners that are 70" wide and wider can be used with One-High and 1.5-High storage units.



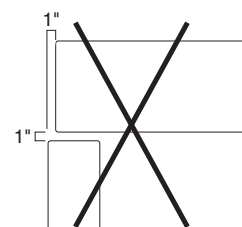
Ology 120° corners that are 52" wide and wider can be used with One-High and 1.5-High storage units. Only one open lateral file is permitted on Ology 120° corner desks.



Tapered desks that are 70" wide and wider can be used with One-High and 1.5-High storage units.



When specifying One-High and 1.5 High storage that matches the worksurface depth, only One-High storage should be placed adjacent to the desk.



Pinch point clearances are not maintained when 1.5-High or taller storage is used adjacent to One-High integrated storage that matches the worksurface depth.

Surface Materials

Lateral case

- Paint

Laminate top

- Laminate
- Open Line laminate (option)

Edge on laminate top

- Plastic

Wood veneer top

- Wood veneer—open pore finishes
- Full-fill (option) is available on wood veneer tops only.

Shroud and filler

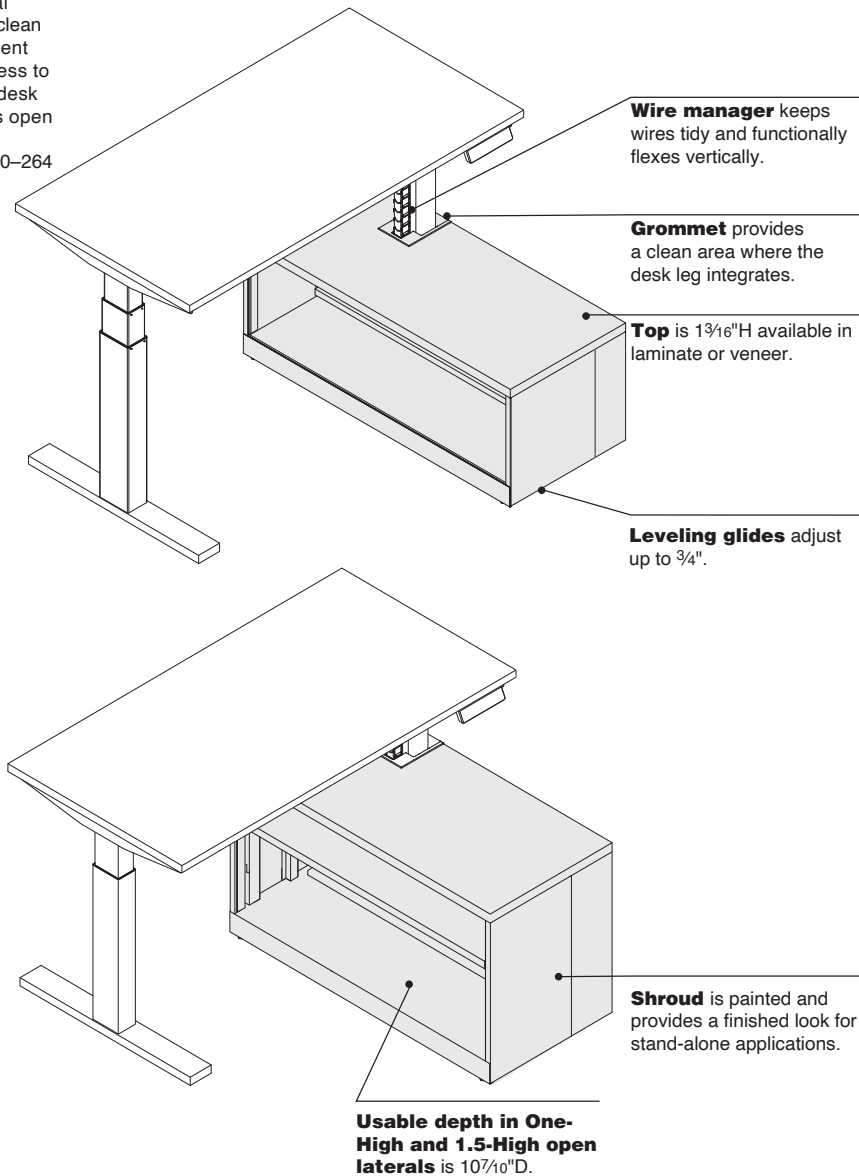
- Paint

Universal One-High and 1.5-High Open Laterals

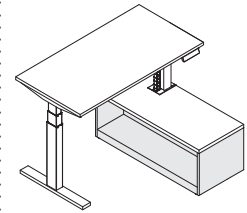
For Migration SE Application

Universal One-High and 1.5-High open laterals for Migration SE application seamlessly integrates the Migration SE T-leg into universal storage. It provides a clean aesthetic with an efficient footprint. Ease of access to your items under the desk is convenient with this open storage configuration.

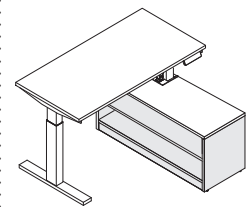
► Specifying, pages 260–264



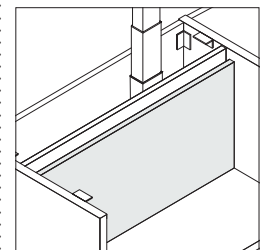
Product Details



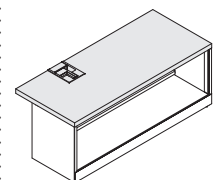
One-High storage can be used with Migration SE with T-leg extended range desks or basic range desks.



1.5-High storage can only be used with Migration SE with T-leg basic range desks.



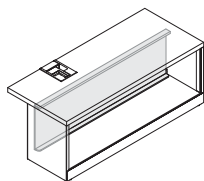
One-High and 1.5-High storage for Migration SE with T-leg application have a removeable interior back panel to allow access to the Migration SE with T-leg base.



Laminate and wood veneer tops with square edge profile are available. Tops are 13¹/₁₆"H.

Actual Dimensions

	One-High	1.5-High
Depth with flush steel open front	18"	18"
Depth with proud steel open front	18 ⁷ / ₈ "	18 ⁷ / ₈ "
Usable Depth	10 ⁷ / ₁₀ "	10 ⁷ / ₁₀ "
Width	30", 36", and 42"	30", 36", and 42"
Height	16"	22"



Removable interior cover provides access to power outlets that can be located in the panel behind storage unit.

Integrated open laterals do not accommodate 24"D, 30"D, or 36"D Migration SE worksurfaces.

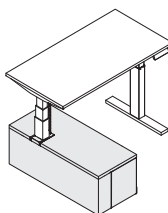
Case Widths and Migration SE Foot Dimensions

		Migration SE Worksurface Depth		
		23"	29"	35"
Migration SE Open Lateral Width	30"	•	N.A.	N.A.
	36"	•	•	•
	42"	•	•	•

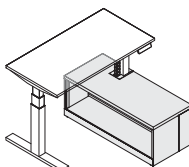
30"W Migration SE open laterals are not permitted with 29"D or 35"D Migration SE desks due to the size of the desk foot. All other integrated storage widths are permitted with all Migration SE desk depths.

Integrated leg options apply to One-High and 1.5-High units only and are meant for use with Migration SE T-leg height-adjustable desks. Integrated storage is not compatible with Migration desks, only Migration SE desks.

Application Topics

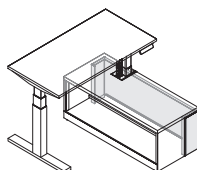


Application: Migration SE left

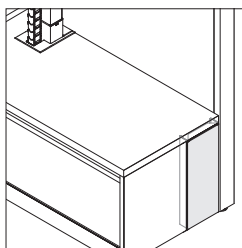


Application: Migration SE right

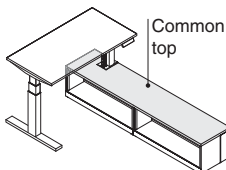
Application is determined by which leg of the Migration SE desk is located inside the storage.



Shroud is used to finish off the back of the storage when application is used as stand-alone unit.

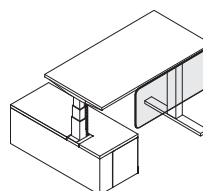


Filler is used in end-of-run applications where end of storage unit will be visible.



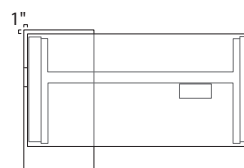
No top option on lateral file is available for use with a Universal common top shared with an adjacent lateral.

Universal common top for Migration SE application, ordered separately, is available in laminate or veneer. Cut-out for Migration SE T-leg is available on the left side or the right side of the Universal common top. Migration SE desk cannot be placed in the middle of the Universal common top.

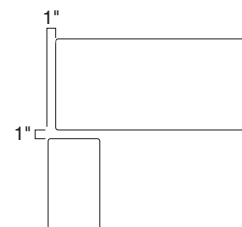


Universal privacy/modesty or Sarto privacy/modesty screens must be under-sized and justified to the outside when used with One-High and 1.5-High storage units.

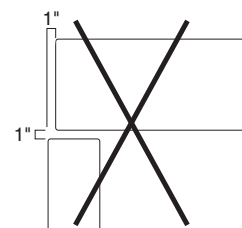
When used with One-High and 1.5-High integrated storage, screens used in the modesty position must be a minimum of 18" shorter than worksurface width to allow for pinch point clearances.



To help avoid pinch points, the Universal One-High and 1.5-High open laterals for Migration SE application extend 1" past the back of the Migration SE worksurface. Open laterals for Migration SE are only available on Migration SE T-leg desks 23"D, 29"D, and 35"D.



When specifying One-High and 1.5-High storage that matches the worksurface depth, only One-High storage should be placed adjacent to the desk.



Pinch point clearances are not maintained when 1.5-High or taller storage is used adjacent to One-High integrated storage that matches the worksurface depth.

Universal One-High and 1.5-High open laterals for Migration SE application can only be used with Migration SE T-leg desks.

Surface Materials

Lateral case

- Paint

Laminate top

- Laminate
- Open Line laminate (option)

Edge on laminate top

- Plastic

Wood veneer top

- Wood veneer — open pore finishes
- Full-fill (option) is available on wood veneer tops only.

Shroud and filler

- Paint

Universal Towers

Towers provide storage of a variety of work and personal items for an individual, including paper, binders, books, and coats.

► Specifying, pages 266–270.

Finished back is standard.

Interior of tower is available in a variety of configurations combining coat storage, fixed and adjustable shelves, and file drawers.

Pull on flush-front tower is integral and full height on doors and full width on drawers.

Locks are standard on door and drawers. Locks are standard factory-installed, keyed random. Door and drawer locks are keyed alike. ► *Lock and Keying*, page 450

Three base options are available: the universal 3" base, FrameOne foot, and c:scape glide. All three bases have the same overall height.

Drawers open their full depth for total access to the contents.

Leveling glides adjust up to $\frac{3}{4}$ " for universal 3" base and up to 1" for c:scape glide and FrameOne foot base to install tower on uneven floors.

Top is standard 1"H steel. Other top options are available.

Door is available in steel, laminate, or wood veneer. Hinges are European-style and allow doors to open to 110° for full access to the interior. Door is available hinged on left or right.

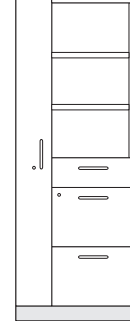
Locker space is 9" wide and standard with a coat rod.

Pull on proud-front tower is available in a variety of shapes.

Drawer fronts are available in steel or wood veneer.

Product Details

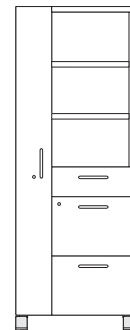
Base options



Universal 3" Base



c:scape Glide Base



FrameOne Foot Base

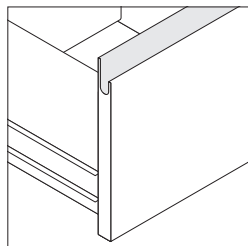
All base options have same overall height. FrameOne foot base and c:scape glide base are only available on 18"D and 24"D open side and dual door towers.

Actual Dimensions

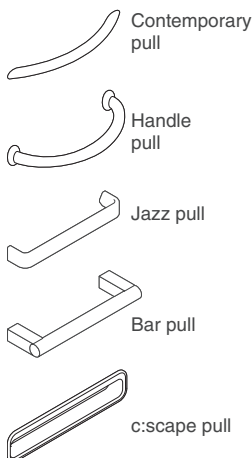
Depth with flush steel front	18" and 23 $\frac{1}{8}$ "
Depth with proud steel, laminate, or wood front	18 $\frac{7}{8}$ " and 24"
Width	24"
Height	47 $\frac{1}{2}$ ", 52", and 65 $\frac{1}{2}$ "



Interior of tower combines coat storage, box and file drawers, fixed and adjustable shelves.

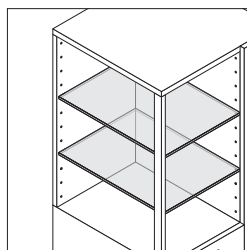


Flush-front pull is integral and full height on the door and full width on the drawers. Pull is available on steel doors and drawers only.



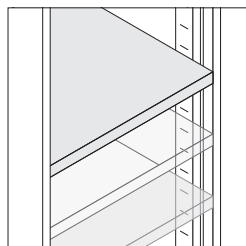
Proud-front pulls are available in the following styles—contemporary, handle, jazz, and bar. Door pull is 192 mm and drawer pulls are 128 mm. Proud-front pulls are available on steel or wood veneer doors and drawers. c:scape pulls (200 mm) are available on steel only.

Adjustable shelves on 52"H and 65½"H open side towers are recessed from the front and side of the tower. Shelves adjust in 2½" vertical increments. Opening on 47½"H tower is 13½"H and does not come with an adjustable shelf.

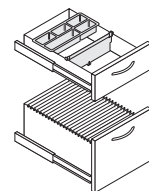


Frosted glass adjustable shelves are available as an option on open side towers. *Tip: If glass shelves are selected, they will replace all steel shelves in the unit.*

Post on open side towers supports adjustable shelves and is painted to match the case.

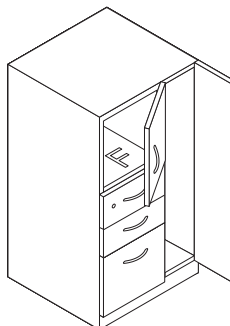


Adjustable shelves in dual door towers can be positioned in the interior of the tower in ¾" vertical increments using a reversible bracket. The first shelf above a file drawer is a fixed shelf.




Drawer accessories include one divider and one pencil tray in each box drawer. File drawers can accommodate front-to-back filing of letter-size hanging folders without the use of additional accessories.

Safety interlock system allows only one drawer to be opened at a time.



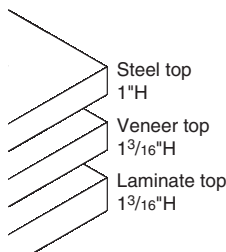
The fixed shelf in a 47½"H dual door tower also serves as the base of the cabinet. Additional adjustable shelves must be specified separately.



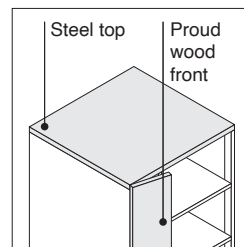
Locks are available factory- or field-installed. Factory-installed locks are standard and available keyed random only. Door and drawer locks are keyed alike. Optional field-installed locks are available with consecutive, specific, and random keying options. Master-keyed locks are also available. Field-installed lock cylinders must be specified separately. ▶ *Lock and Keying, page 450*

Drawer lock in open side tower is located in the top file drawer.

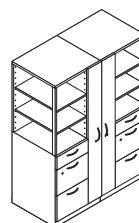
Drawer lock in dual door tower is located approximately 36" from the floor.



Laminate and wood veneer tops with square-edge profiles are available in place of standard 1"H steel tops. Laminate and wood veneer tops are 3/16" taller than steel tops and will add that dimension to the overall height of the tower.



Top will default to steel on towers with proud wood fronts since the door overlaps and partially conceals the top. Wood top is available as an option.

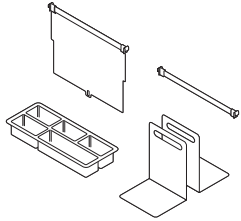


Ganging hardware is included to provide alignment by joining adjacent components side-by-side, back-to-back, or both.

Counterweight packages are required to ensure product stability and are ordered as an option or separately. Product specification pages indicate the correct counterweight package for each style number and any exceptions where counterweights are not required.

Connections

Worksurface to tower alignment. Proud front towers align with 23½"D, 24"D, 29½"D, and 30"D worksurfaces. Flush front towers extend 7⁄8" beyond 24"D and 30"D worksurfaces, and 1⁄8" beyond 23½"D and 29½"D worksurfaces.



Field-installed accessories are available, including drawer accessories and shelf bookends.

► Page 324

Floor anchor bracket (for TS Series Storage and Universal Storage with 3" base) secures lateral files, towers, cabinets, or bookcases to the floor

for stability or to reduce the risk of hazards during earthquakes in seismic zones. Four bracket packages are required for each cabinet.

Note: *Local seismic requirements vary.*

Compliance with local code requirements is the responsibility of the customer or their authorized agent.

For a California Office of Statewide Health Planning and Development (OSHPD) approved anchor bracket, contact Steelcase Specials.

Tip: Anchor bracket cannot be used with pedestals.

► Page 331

Surface Materials

Tower, including steel top, hinged door, integral pulls, drawer fronts, and adjustable shelves

- Paint

Post

- Paint to match tower (default)

Contemporary, handle, jazz, and bar pulls

- 0835 Black
- 9201 Polished Chrome
- 9211 Nickel
- 9212 Silver

c:scape pull

- 4140 Arctic White Gloss
- 4144 Black Gloss
- 4799 Platinum Metallic

Wood veneer top, hinged doors, and drawer fronts

- Wood veneer—
Open pore finishes
- Customiz stain (option)

Laminate top, hinged doors, and drawer fronts

- Laminate
- Open Line laminate (option)

Glass adjustable shelves

- Frosted tempered glass

Lock

- 9201 Polished Chrome
- 9250 Ember Chrome (option)

Drawer bodies, pencil tray, and box drawer divider

- Black

Coat rod

- Black with black supports

Application Topics

Storage Capacities and Dimensions

► Page 456

Counterweight Requirements for Storage Products

► Pages 7–13

Shipping

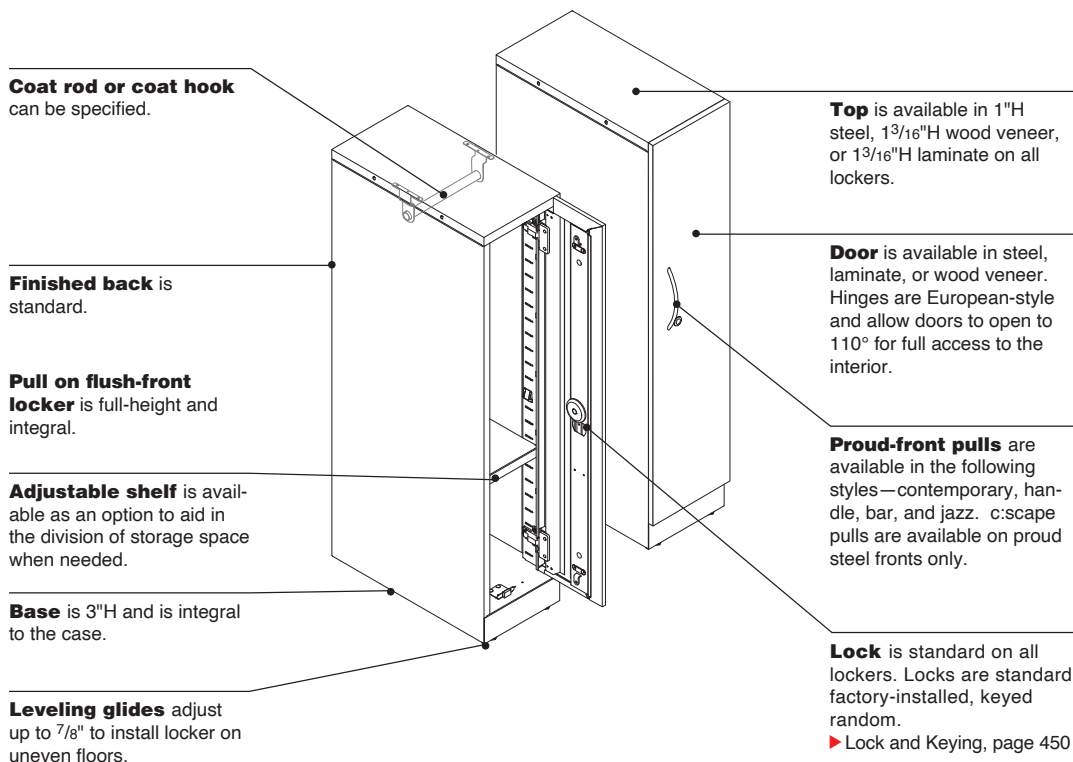
Towers are normally shipped in heavy-duty, recyclable stretch wrap to reduce the amount of corrugated board needed.

Counterweight packages ship separately from case and must be field installed.

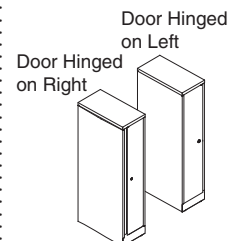
Universal Personal Lockers

Universal personal lockers offer coat and other personal item storage for an individual within their workspace or while remote.

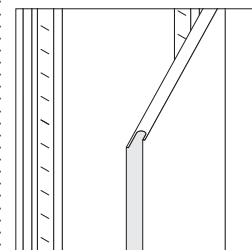
► Specifying, page 276



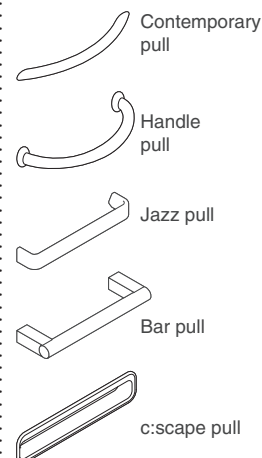
Product Details



Door on locker is full-height and can be hinged on the left or right. Pull and lock are located on the opposite side of the hinge.



Flush-front pull is full-height and integral with the door. Pull is available on flush steel doors only.



Proud-front pulls are available in the following styles—contemporary, handle, jazz, and bar. Each pull is 192 mm and available on proud steel or wood veneer doors. c:scape pulls (200 mm) are available on proud steel fronts only.

Actual Dimensions

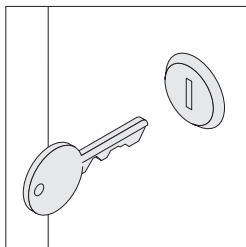
Depth with flush steel front 18" and 23 $\frac{1}{8}$ "

Depth with proud steel, laminate, or wood front 18 $\frac{7}{8}$ " and 24"

Width 9" and 12"

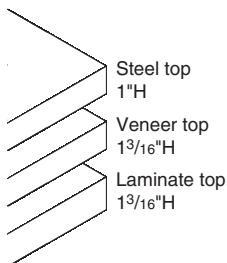
Height 42", 47 $\frac{1}{2}$ ", 52", and 65 $\frac{1}{2}$ "

Tip: Wood veneer and laminate tops add $\frac{3}{16}$ " to the overall height of the locker.

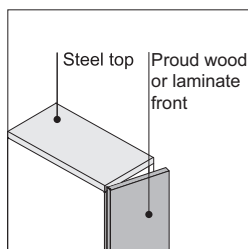


Locks are available factory or field-installed. Factory-installed locks are standard and available keyed random only. Optional field-installed locks are available with consecutive, specific, and random keying options. Master-keyed locks are also available. Field-installed lock cylinders must be specified separately.

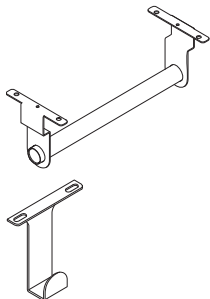
► *Lock and Keying*, page 450



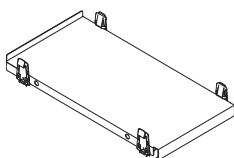
Laminate and wood veneer tops with square edge profiles are available in place of standard 1" H steel tops. Laminate and wood veneer tops are 3/16" taller than steel tops and will add that dimension to the overall height of the locker.



Steel top is standard on lockers with steel door fronts. It is an option for wood veneer and laminate door fronts. All proud door fronts overlap the steel top.

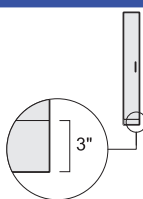


Coat rod or coat hook is available on all lockers.

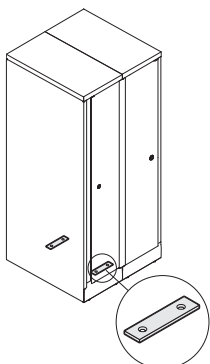


Adjustable shelves are available.

Connections



Counterweight packages are not required as lockers must be ganged to another locker or to other Universal storage with the same height and depth.



Ganging hardware is included to increase stability and maintain alignment by joining adjacent components side-by-side.

Floor anchor bracket (for TS Series Storage and Universal Storage with 3" base)


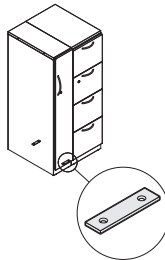
secures lateral files, towers, lockers, cabinets, or bookcases to the floor for stability or to reduce the risk of hazards during earthquakes in seismic zones. Four bracket packages are required for each cabinet.

Note: Local seismic requirements vary.

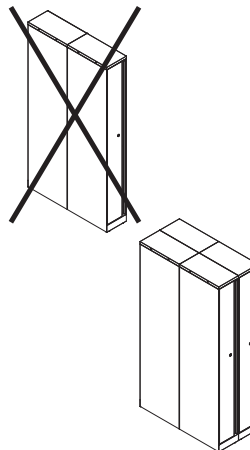
Compliance with local code requirements is the responsibility of the customer or their authorized agent.

For a California Office of Statewide Health Planning and Development (OSHPD) approved anchor bracket, contact Steelcase Specials. Tip: Anchor brackets cannot be used with pedestals.

► Page 331



Lockers cannot stand alone. They must be ganged to another locker or to a cabinet with the same depth and height.



Lockers can be ganged in back-to-back applications only if there are a minimum of four lockers—two side-to-side and two back-to-back.

Surface Materials

Locker, including steel top, hinged doors, integral pulls, and adjustable shelves

- Paint

Contemporary, handle, jazz, and bar pulls

- 0835 Black
- 9201 Polished Chrome
- 9211 Nickel
- 9212 Silver

c:scape pull

- 4140 Arctic White Gloss
- 4144 Black Gloss
- 4799 Platinum Metallic

Wood veneer top and hinged door

- Wood veneer—open pore finishes
- Customiz stain (option)

Laminate top and hinged door

- Laminate
- Open Line laminate (option)

Lock

- 9201 Polished Chrome
- 9250 Ember Chrome (option)

Coat rod

- Black with black supports

Coat hook

- Black

Application Topics

Storage capacities and dimensions

► Page 456

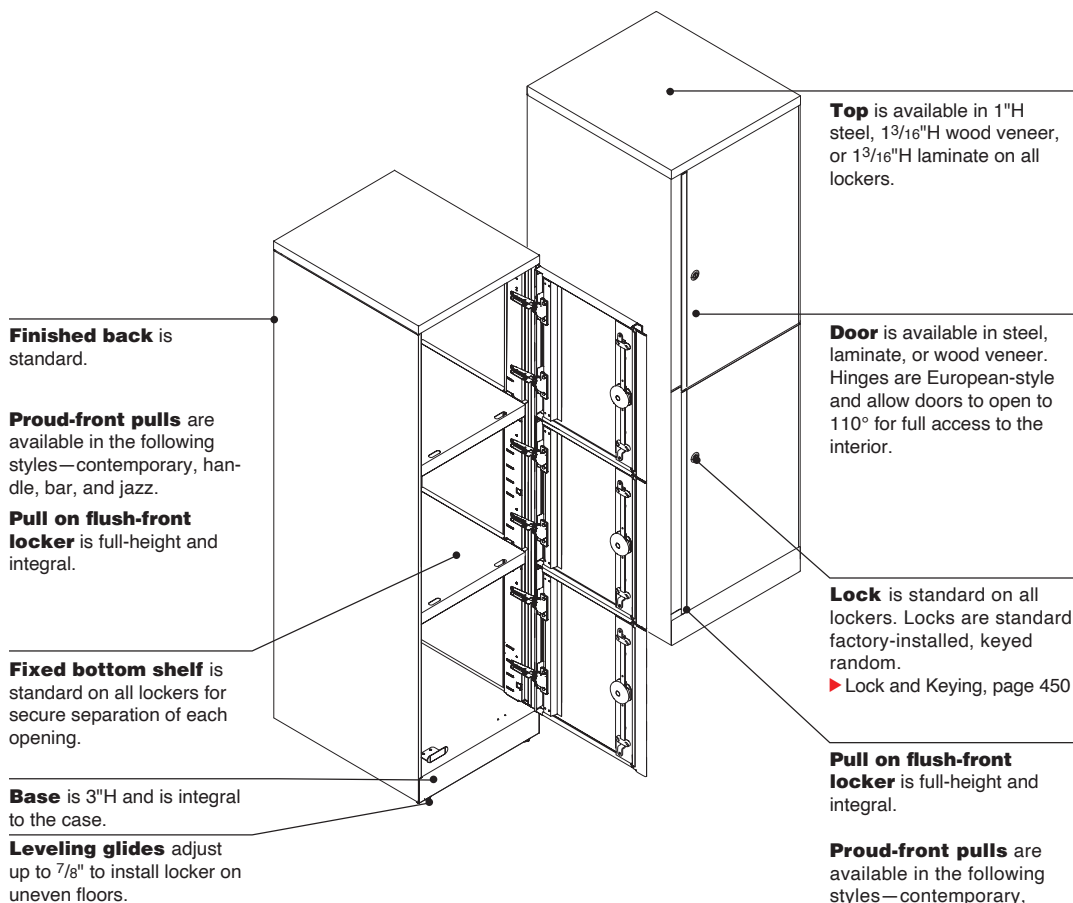
Shipping

Lockers are normally shipped in heavy-duty, recyclable stretch wrap to reduce the amount of corrugated board needed.

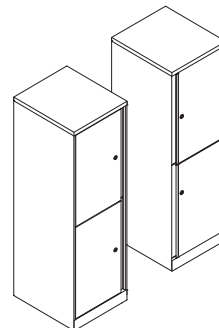
Universal Multi-Door Lockers

Universal multi-door lockers offer personal item storage outside the workspace as well as, temporary short-term storage.

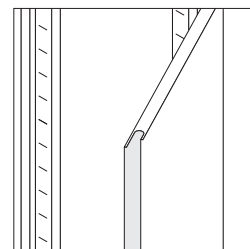
► Specifying, page 280



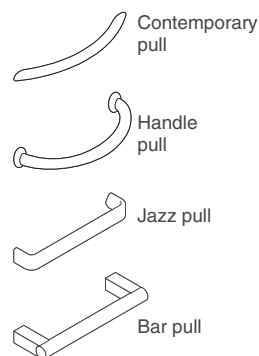
Product Details



Doors on locker can be hinged on the left or right. Pull and lock are located on the opposite side of the hinge.



Flush-front pulls are integral with the door. Integrated pull is available on flush steel doors only.



Proud-front pulls are available in the following styles—contemporary, handle, jazz, and bar. Each pull is 128 mm and available on proud steel, laminate, or wood veneer doors.

Actual Dimensions


Depth with flush steel front 18" and 23 $\frac{1}{8}$ "

Depth with proud steel, laminate, or wood front 18 $\frac{7}{8}$ " and 24"

Width 15" and 18"

Height 52" and 65 $\frac{1}{2}$ "

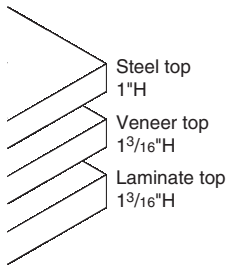
Tip: Wood veneer and laminate tops add $\frac{3}{16}$ " to the overall height of the locker.



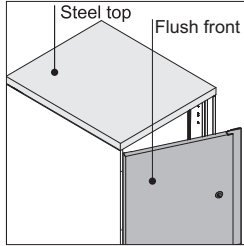
Locks are available factory or field-installed. Factory-installed locks are standard and available keyed random only. Optional field-installed locks are available with consecutive, specific, and random keying options. Master-keyed locks are also available. Field-installed lock cylinders must be specified separately.

► *Lock and Keying*, page 450

Unique to Universal multi-door lockers, when keyed random is selected, each lock will have a different FR or XF lock.



Laminate and wood veneer tops with square edge profiles are available in place of standard 1"H steel tops. Laminate and wood veneer tops are 3/16" taller than steel tops and will add that dimension to the overall height of the locker.



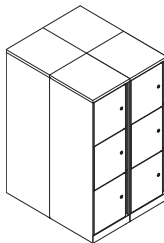
Steel top is standard on lockers with steel door fronts. Optional laminate or veneer tops are available on all lockers. All proud door fronts overlap the steel top.

Connections

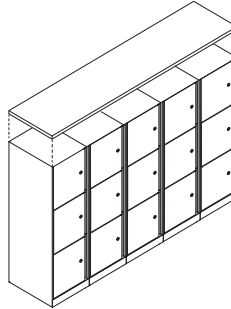
Floor anchor bracket (for TS Series Storage and Universal Storage with 3" base) secures lateral files, towers, lockers, cabinets, or bookcases to the floor for stability or to reduce the risk of hazards during earthquakes in seismic zones. Four bracket packages are required for each cabinet.

Note: Local seismic requirements vary. Compliance with local code requirements is the responsibility of the customer or their authorized agent. For a California Office of Statewide Health Planning and Development (OSHPD) approved anchor bracket, contact Steelcase Specials. Tip: Anchor brackets cannot be used with pedestals.

► Page 331



Ganging hardware is included to provide alignment by joining adjacent components side-by-side, back-to-back, or both.

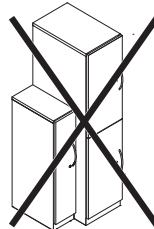
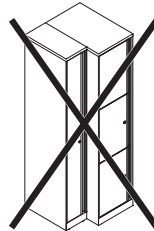
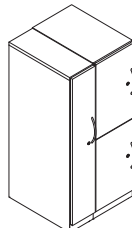


No top option, is used with common tops to connect a span of two or more lockers. Field installed common tops are available in two choices - wood veneer with square edge profile or laminate with square edge profile.

► Page 314

Attachment hardware ships with the top.

Tip: See SmartTools for common tops placed over group storage and placed back-to-back to ensure correct sizing for the application.



Lockers cannot stand alone. They must be ganged to another locker or to a cabinet with the same depth and height.

Surface Materials

Locker, including steel top, hinged doors, integral pulls, and adjustable shelves

• Paint

Contemporary, handle, jazz, and bar pulls

- 0835 Black
- 9201 Polished Chrome
- 9211 Nickel
- 9212 Silver

Wood veneer top and hinged door

- Wood veneer—open pore finishes
- Customiz stain (option)

Laminate top and hinged door

- Laminate
- Open Line laminate (option)

Lock

- 9201 Polished Chrome
- 9250 Ember Chrome (option)

Application Topics

Storage-to-panel connector can be positioned on the back or side of the locker. Connector must be located only on the ends of the back or side of the locker. It cannot be positioned anywhere else on the case back or side.

Storage capacities and dimensions

► Page 456

Shipping

Lockers are normally shipped in heavy-duty, recyclable stretch wrap to reduce the amount of corrugated board needed.

Universal Lateral Files

Lateral files are ideal for high-density paper storage.
 ▶ Specifying, page 284

Finished back is standard.

Lock is standard on lateral files and secures all drawers and lift-up door. On 52"H and 65½"H files, lock is located at top left corner of drawer that is third from the bottom. On 28"H and 40"H files, lock is located at top left corner of top drawer. Locks are standard factory-installed, keyed random.
 ▶ *Lock and Keying*, page 450

Base is 3"H and is integral to the case.

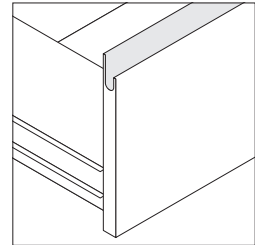
Leveling glides adjust up to ¾" for universal 3" base and up to 1" for c:scape glide and FrameOne foot base to install lateral file on uneven floors.

Drawer and lift-up door fronts are available in steel, laminate, or wood veneer.

Pulls on proud-front lateral files are available in a variety of shapes. Pulls are located at the top of a drawer and at the bottom of a lift-up door.

Top is standard 1"H steel on units with steel fronts and standard 1⅜"H wood veneer on units with wood fronts. Other top options are available.

Product Details



Flush-front pull is full width and integral with the drawer. Pull is available on steel drawers only.

Contemporary pull

Handle pull

Jazz pull

Bar pull

c:scape pull

Proud-front pulls are available in the following styles—contemporary, handle, jazz, and bar. Each pull is 192 mm and available on steel or wood veneer doors and drawers. c:scape pulls (200 mm) are available on steel only.

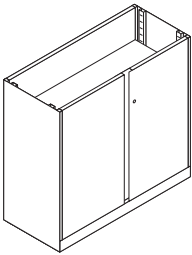
Drawers open their full depth for total access to the contents are standard 12"H.

Label holders are included with each drawer. Label holder fits inside the integral pull or can be affixed to the front of the drawer or door. Perforated labels are included and can be created using the template available on www.steelcase.com/label.

Pull on flush-front lateral file is full width and integral.

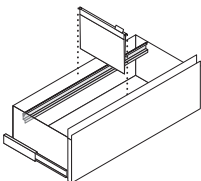
Actual Dimensions

Depth with flush steel front	18" and 23⅛"
Depth with proud steel, laminate, wood front	18⅞" and 24"
Width	30", 36", and 42"
Height	40", 52", and 65½"



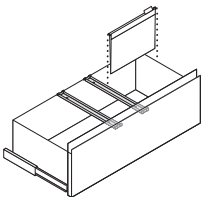
Drawer interiors include one hanging folder bar per drawer in each 18"D case and two rails per drawer in each 24"D case. Alternative interiors are available as options.

Tip: Your specification for optional drawer interiors will apply to all the drawers within a single lateral file.



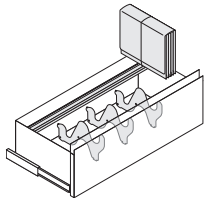
Hanging folder bar accommodates side-to-side filing of letter-, A4 international-, and legal-size hanging folders. Additional bars are available and must be specified separately.

► Page 325



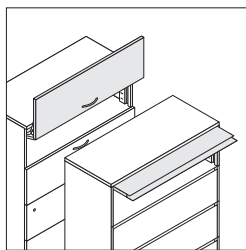
Rails accommodate front-to-back filing of letter-, A4 international-, and legal-size hanging folders. Rail packages accommodate two rows of letter-size files in 30"W and 36"W drawers and three rows of letter-size files in 42"W drawers. See *Storage Capacities* for additional details. Additional rails are available and must be specified separately.

► Page 324

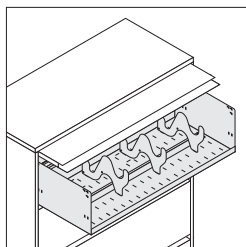


Dividers accommodate side-to-side filing of expandable folders and other objects. Divider packages include three dividers and one hanging folder bar per drawer. Additional dividers are available and must be specified separately.

► Page 326

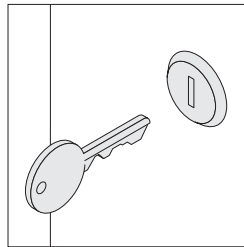


Lift-up door with fixed shelf is standard in the top position of 65½"H cases. Door is 13½"H to accommodate standard-height binders. Door on lateral files with flush-front recesses inside the case; door on proud-front case lifts up above the case.



Lift-up door on flush-front cases is available with an optional roll-out shelf in place of the standard fixed shelf. Roll-out shelf includes three dividers and one hanging file folder bar to function as a backstop.

Safety interlock system allows only one drawer or roll-out shelf to be opened at a time.

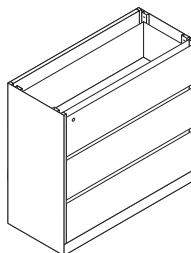


Locks are available factory or field-installed. Factory-installed locks are standard and available keyed random only. Optional field-installed locks are available with consecutive, specific, and random keying options. Master-keyed locks are also available. Field-installed lock cylinders must be specified separately.

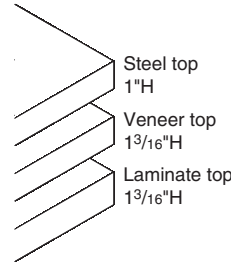
► *Lock and Keying*, page 450

Individual drawer locks are available as an option for applications where you want to limit access to each drawer. Lateral files include a security shield above each drawer to prevent unauthorized access. In 65½"H cases, the lock in the drawer below controls the lift-up door in the top position. Individual locking drawers are only available with field-installed locks. Consecutive, specific, and random keying options are available. Field-installed lock cylinders must be specified separately.

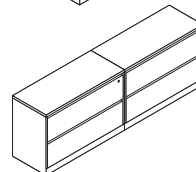
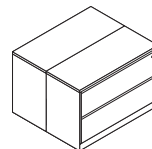
► *Lock and Keying*, page 450



No-top lateral files are available for installations where cases will be installed under a worksurface or beneath a common top shared among several lateral files. Hardware is included to attach case to worksurface. No-top option reduces height of file by 1".



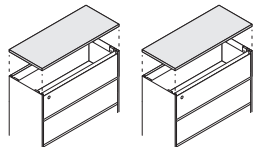
Laminate and wood veneer tops with square-edge profiles are available in place of standard 1"H steel tops. Laminate and wood veneer tops are 3/16" taller than steel tops and will add that dimension to the overall height of the lateral file.



Ganging hardware is included to provide alignment by joining adjacent components side-by-side, back-to-back, or both.

Counterweight packages are required to ensure product stability and are ordered as an option or separately. Product specification pages indicate the correct counterweight package for each style number and any exceptions where counterweights are not required.

Connections

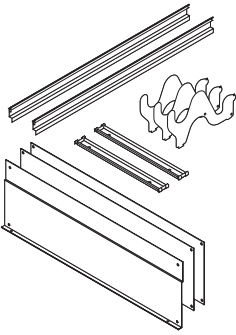


Wood veneer with square edge profile

Laminate with square edge profile

Field-installed tops are available in two choices — wood veneer with square edge profile or laminate with square edge profile. Tops can be used on an individual lateral file, or larger tops can be used to connect files to make a credenza.

► Page 314



Field-installed accessories are available, including drawer accessories and counterweight packages.
▶ Page 324

Floor anchor bracket (for TS Series Storage and Universal Storage with 3" base) secures lateral files, towers, cabinets, or bookcases to the floor for stability or to reduce the risk of hazards during earthquakes in seismic zones. Four bracket packages are required for each cabinet.

Note: Local seismic requirements vary. Compliance with local code requirements is the responsibility of the customer or their authorized agent.

For a California Office of Statewide Health Planning and Development (OSHPD) approved anchor bracket, contact Steelcase Specials.
Tip: Anchor bracket cannot be used with pedestals.

▶ Page 331

Surface Materials

Lateral file, including steel top, drawer fronts, lift-up door, fixed shelf, and integral pulls

- Paint

Contemporary, handle, jazz, and bar pulls

- 0835 Black
- 9201 Polished Chrome
- 9211 Nickel
- 9212 Silver

c:scape pull

- 4140 Arctic White Gloss
- 4144 Black Gloss
- 4799 Platinum Metallic

Wood veneer top, lift-up door, and drawer fronts

- Wood veneer—
 - Open pore finishes
 - Customiz stain (option)
- Full-fill finish (option) is available on field-installed wood veneer tops only.

Tip: Specify file with no top option.

Laminate top

- Laminate
- Open Line laminate (option)

Lock

- 9201 Polished Chrome
- 9250 Ember Chrome (option)

Drawer bodies, roll-out shelves, hanging folder bars, rails, and dividers

- Black

Application Topics

Storage Capacities and Dimensions

▶ Page 456

Counterweight Requirements for Storage Products

▶ Pages 7–13

Shipping

Lateral files are normally shipped in heavy-duty, recyclable stretch wrap to reduce the amount of corrugated board needed.

Counterweight packages ship separately from case and must be field-installed.

Universal Combination Cabinets

Combination cabinets

offer storage of paper and other objects in one cabinet and are suitable for use by an individual or group.

► Specifying, page 288

Pull on proud-front cabinet is available in a variety of shapes.

Finished back is standard.

Locks are standard on doors and drawers. Door lock on right-hand door secures both doors. Drawer lock secures all drawers. On units with three or more drawers, lock is located at top left corner of drawer that is third from the bottom. On units with two drawers, lock is located at top left corner of top drawer. Locks are standard factory-installed, keyed random. Door and drawer locks are keyed alike.

► **Lock and Keying**, page 450

Drawer fronts are available in steel, laminate, or wood veneer.

Doors are available in steel or wood veneer. Hinges are European-style and allow doors to open to 110° for full access to the interior.

Leveling glides adjust up to 3/4" to install cabinet on uneven floors.

Base is 3"H and is integral to the case.

Top is standard 1"H steel on units with steel fronts and standard 13/16"H wood veneer on units with wood fronts. Other top options are available.

Interior of cabinet includes adjustable shelves. Shelves can be positioned in 3/4" vertical increments using a reversible bracket.

Drawers open their full depth for total access to the contents.

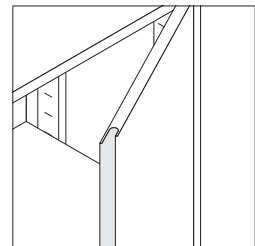
Pull on flush-front cabinet is integral and full height on doors and full width on drawers.

Label holders are included with each drawer. Label holder fits inside the integral pull or can be affixed to the front of the drawer or door. Perforated labels are included and can be created using the template available on www.steelcase.com/label.

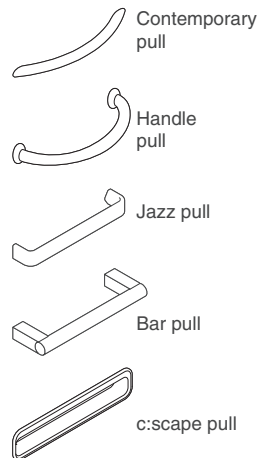
Product Details



Cabinets are available with doors to cover the shelves, or shelves can be open.



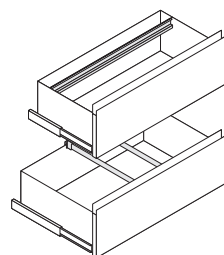
Flush-front pull is integral and full height on the door and full width on the drawers. Pull is available on steel doors and drawers only.



Proud-front pulls are available in the following styles—contemporary, handle, jazz, and bar. Each pull is 192 mm and available on steel or wood veneer doors and drawers. c:scape pulls (200 mm) are available on steel only.

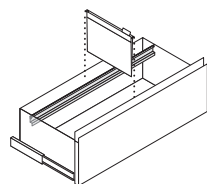
Actual Dimensions

Depth with flush steel front	18" and 23 1/8"
Depth with proud steel, laminate, or wood front	18 7/8" and 24"
Width	30", 36", and 42"
Height	52", 65 1/2", and 83 1/2"



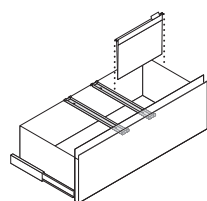
Drawer interiors include one hanging folder bar per drawer in each 18"D case and two rails per drawer in each 24"D case. Alternative interiors are available as options.

Tip: Your specification for optional drawer interiors will apply to all the drawers within a single cabinet.



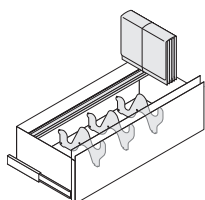
Hanging folder bar accommodates side-to-side filing of letter-, A4 international-, and legal-size file folders. Additional bars are available and must be specified separately.

► Page 325



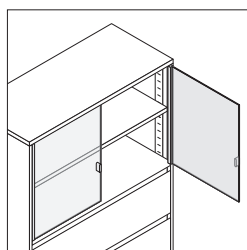
Rails accommodate front-to-back filing of letter-, A4 international-, and legal-size hanging folders. Rail packages accommodate two rows of letter-size files in 30"W and 36"W drawers and three rows of letter-size files in 42"W drawers. See *Storage Capacities* for additional details. Additional rails are available and must be specified separately.

► Page 324



Dividers accommodate side-to-side filing of expandable folders and other objects. Divider packages include three dividers and one hanging folder bar per drawer. Additional dividers are available and must be specified separately.


► Page 326



Frosted glass hinged doors are available as an option on certain configurations. Glass doors do not lock. Pulls on glass doors are available in the same finishes as proud-front pulls. On flush-front cabinets, glass door pull finish must be specified. On proud-front cabinets, glass door pull finish will default to finish selected for drawer pulls. Doors ship separately from the case and are field-installed.

Tip: Pull on glass doors is not the same design as drawer pulls.

Safety interlock system allows only one drawer to be opened at a time.

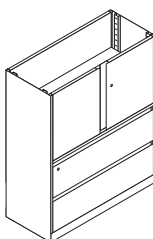


Locks are available factory or field-installed. Factory-installed locks are standard and available keyed random only. Door and drawers are keyed alike. Optional field-installed locks are available with consecutive, specific, and random keying options. Master-keyed locks are also available. Field-installed lock cylinders must be specified separately.

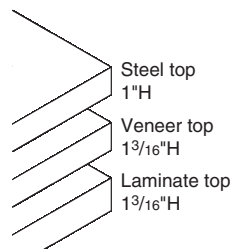
► *Lock and Keying*, page 450

Individual drawer locks are available as an option for applications where you want to limit access to each drawer. Combination cabinets include a security shield above each drawer to prevent unauthorized access. Individual locking drawers are only available with field-installed locks. Consecutive, specific, and random keying options are available. Master-keyed locks are also available. Field-installed lock cylinders must be specified separately.

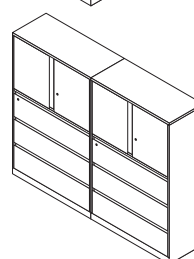
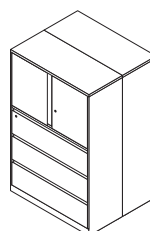
► *Lock and Keying*, page 450



No-top cabinets are available for installations where cabinet will be installed beneath a common top shared among several cabinets. Hardware is included to attach case to worksurface. No-top option reduces height of cabinet by 1".



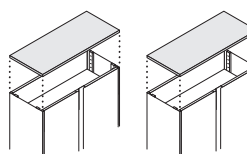
Laminate and wood veneer tops with square-edge profiles are available in place of standard 1"H steel tops. Laminate and wood veneer tops are 3/16" taller than steel tops and will add that dimension to the overall height of the cabinet.



Ganging hardware is included to provide alignment by joining adjacent components side-by-side, back-to-back, or both.

Counterweight packages are required to ensure product stability and are ordered as an option or separately. Product specification pages indicate the correct counterweight package for each style number and any exceptions where counterweights are not required.

Connections

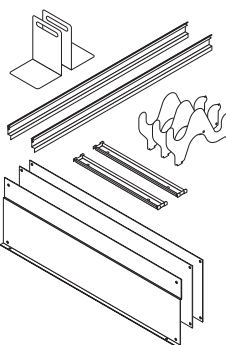


Wood veneer with square edge profile

Laminate with square edge profile

Field-installed tops are available in two choices—wood veneer with square edge profile or laminate with square edge profile. Tops can be used on an individual cabinet, or larger tops can be used to connect cabinets.

► Page 314



Field-installed accessories are available, including drawer accessories and counterweight packages.

► Page 324

Floor anchor bracket (for TS Series Storage and Universal Storage with 3" base)

secures lateral files, towers, cabinets, or bookcases to the floor for stability or to reduce the risk of hazards during earthquakes in seismic zones.

Four bracket packages are required for each cabinet.

Note: Local seismic requirements vary. Compliance with local code requirements is the responsibility of the customer or their authorized agent.

For a California Office of Statewide Health Planning and Development (OSHPD) approved anchor bracket, contact Steelcase Specials.

Tip: Anchor bracket cannot be used with pedestals.

► Page 331

Surface Materials

Cabinet, including steel top, hinged doors, integral pulls, adjustable shelves and fixed shelves

- Paint

Contemporary, handle, jazz, and bar pulls

- 0835 Black
- 9201 Polished Chrome
- 9211 Nickel
- 9212 Silver

c:scape pull

- 4140 Arctic White Gloss
- 4144 Black Gloss
- 4799 Platinum Metallic

Glass door pull

- 0853 Black
- 9211 Nickel

Wood veneer top, hinged doors, and drawer fronts

- Wood veneer—
 - Open pore finishes
- Customiz stain (option)

Laminate top

- Laminate
- Open Line laminate (option)

Glass hinged doors

- Frosted tempered glass

Lock

- 9201 Polished Chrome
- 9250 Ember Chrome (option)

Drawer bodies, hanging folder bars, rails, and dividers

- Black

Application Topics

Storage Capacities and Dimensions

► Page 456

Counterweight Requirements for Storage Products

► Pages 7–13

Shipping

Combination cabinets

are normally shipped in heavy-duty, recyclable stretch wrap to reduce the amount of corrugated board needed.

Frosted glass hinged doors ship separately from case and must be field-installed.

Counterweight packages ship separately from case and must be field-installed.

Universal Storage Cabinets

Storage cabinets offer high-density storage of a wide range of items for an individual or group.

► Specifying, page 294

Pull on proud-front cabinet is available in a variety of shapes.

Finished back is standard.

Lock is standard on all storage cabinets and secures both doors. Locks are standard factory-installed, keyed random.

► *Lock and Keying*, page 450

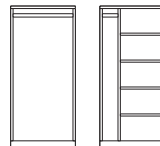
Doors are available in steel, laminate, or wood veneer. Hinges are European-style and allow doors to open to 110° for full access to the interior.

Base is 3"H and is integral to the case.

Leveling glides adjust up to $\frac{3}{4}$ " to install cabinet on uneven floors.

Top is standard 1"H steel on units with steel fronts and standard $1\frac{3}{16}$ "H wood veneer on units with wood fronts. Other top options are available.

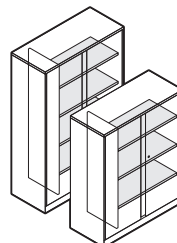
Product Details



Interior of cabinet is available in three different configurations:

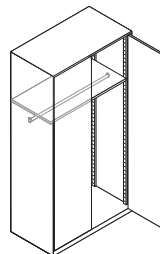
- Side-to-side coat rod in 24"D cabinet.
- Combination interiors with adjustable shelves and a coat rod in 24"D cabinets.
- Side-to-side adjustable shelves in 18"D and 24"D cabinet. Shelves can be positioned in the interior of the cabinet in $\frac{3}{4}$ -inch vertical increments using a reversible bracket.

Tip: Coat space is 6"W and is always on the left-hand side of cabinets with combination interiors.



Combination interiors

contain three adjustable shelves in each 52"H cabinet and four adjustable shelves in each 65½"H. Shelves can be positioned in $\frac{3}{4}$ " vertical increments using a reversible bracket.



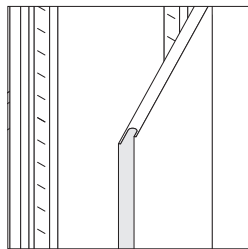
Fixed shelf is standard in 83½"H cabinets at approximately the 61½"H position with the coat rod or combination interior just below that position.

Interior of cabinet is available in a variety of combinations.

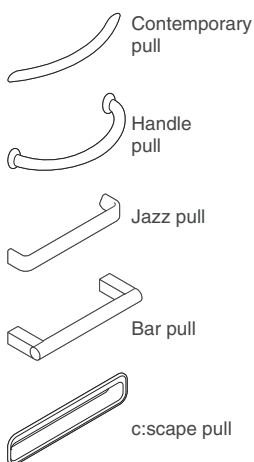
Pull on flush-front cabinet is full height and integral.

Actual Dimensions

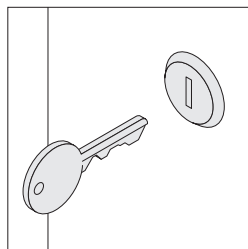
Depth with flush steel front	18" and 23½"
Depth with proud steel, laminate, or wood front	18⅞" and 24"
Width	30", 36", and 42"
Height	28", 40", 52", 65½", and 83½"



Flush-front pull is full height and integral with the door. Pull is available on steel doors only.

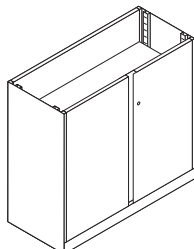


Proud-front pulls are available in the following styles—contemporary, handle, jazz, and bar. Each pull is 192 mm and available on steel or wood veneer doors. c:scape pulls (200 mm) are available on steel only.

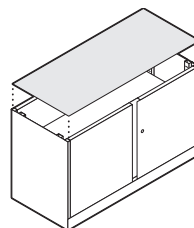


Locks are available factory or field-installed. Factory-installed locks are standard and available keyed random only. Optional field-installed locks are available with consecutive, specific, and random keying options. Master-keyed locks are also available. Field-installed lock cylinders must be specified separately.

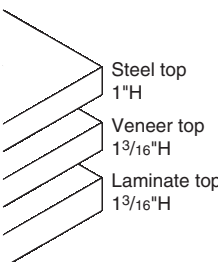
► **Lock and Keying**, page 450



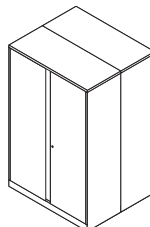
No-top cabinets are available as an option for installations where cabinet will be installed under a worksurface or beneath a common top shared among several cabinets. Hardware is included to attach case to worksurface. No-top option reduces height of cabinet by 1".



Security top is available as an option for installations where the cabinet will be installed beneath a worksurface, but not physically attached. A thin steel top prevents unauthorized access to the contents of the cabinet. Security top is not structural and can only be specified on 28"H cabinets. Security top reduces overall height of cabinet to approximately 27"H.



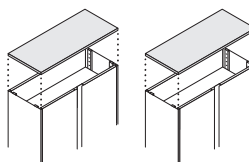
Laminate and wood veneer tops with square-edge profiles are available in place of standard 1"H steel tops. Laminate and wood veneer tops are 3/16" taller than steel tops and will add that dimension to the overall height of the cabinet.



Ganging hardware is included to provide alignment by joining adjacent components side-by-side, back-to-back, or both.

Counterweight packages are required to ensure product stability and are ordered as an option or separately. Product specification pages indicate the correct counterweight package for each style number and any exceptions where counterweights are not required.

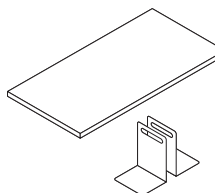
Connections



Wood veneer with square edge profile

Laminate with square edge profile

Field-installed tops are available in two choices—wood veneer with square edge profile or laminate with square edge profile. Tops can be used on an individual cabinet, or larger tops can be used to connect cabinets. ► Page 314



Field-installed accessories are available, including shelf bookends and adjustable shelves. ► Page 324

Floor anchor bracket (for TS Series Storage and Universal Storage with 3" base) secures lateral files, towers, cabinets, or bookcases to the floor for stability or to reduce the risk of hazards during earthquakes in seismic zones. Four bracket packages are required for each cabinet.

Note: Local seismic requirements vary. Compliance with local code requirements is the responsibility of the customer or their authorized agent. For a California Office of Statewide Health Planning and Development (OSHPD) approved anchor bracket, contact Steelcase Specials. Tip: Anchor brackets cannot be used with pedestals. ► Page 331

Surface Materials

Cabinet, including steel top, hinged doors, integral pulls, and adjustable shelves

- Paint

Contemporary, handle, jazz, and bar pulls

- 0835 Black
- 9201 Polished Chrome
- 9211 Nickel
- 9212 Silver

c:scape pull

- 4140 Arctic White Gloss
- 4144 Black Gloss
- 4799 Platinum Metallic

Wood veneer top and hinged doors

- Wood veneer—Open pore finishes
- Customiz stain (option)

Laminate top

- Laminate
- Open Line laminate (option)

Lock

- 9201 Polished Chrome
- 9250 Ember Chrome (option)

Application Topics

Storage Capacities and Dimensions

► Page 456

Counterweight Requirements for Storage Products

► Pages 7–13

Shipping

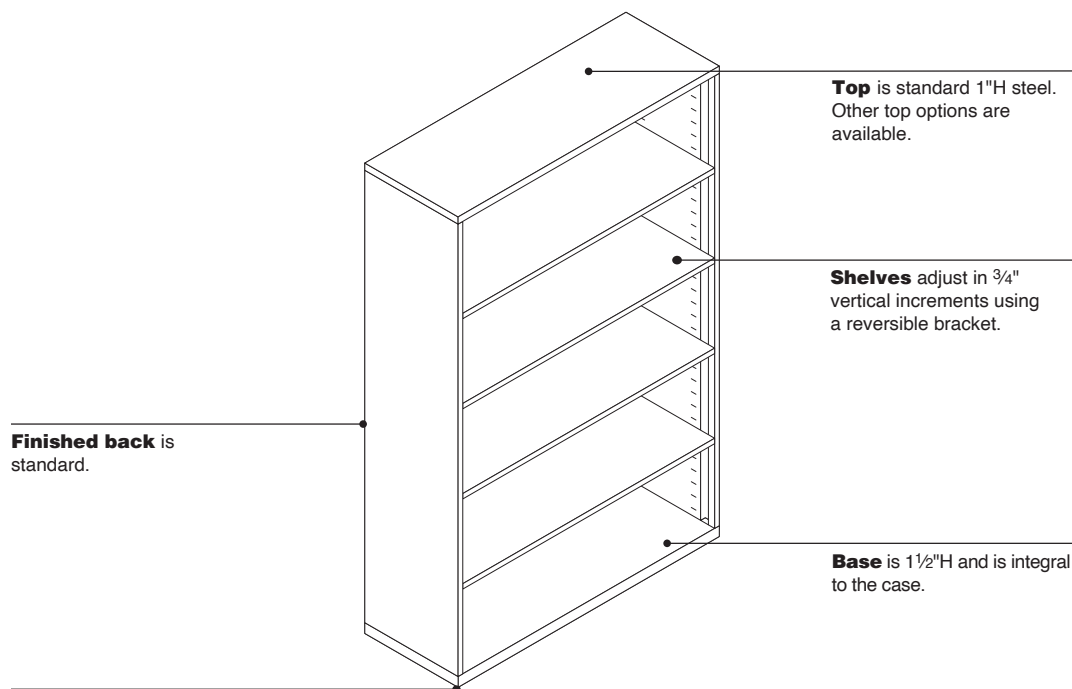
Storage cabinets

are normally shipped in heavy-duty, recyclable stretch wrap to reduce the amount of corrugated board needed.

Universal Bookcases

Bookcases offer convenient storage for binders, books, and other objects.

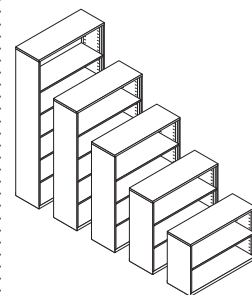
► Specifying, page 300



Leveling glides adjust up to $\frac{3}{4}$ " to install bookcase on uneven floors.

Product Details

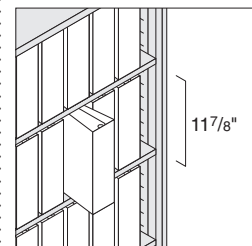
Bookcases are available with adjustable shelves. Shelves can be repositioned without using tools. Additional shelves can be ordered separately and installed on site.



Number of adjustable shelves per bookcase

depends on case height:

28"H	1 adjustable shelf
40"H	2 adjustable shelves
53½"H	3 adjustable shelves
65½"H	4 adjustable shelves
83½"H	5 adjustable shelves



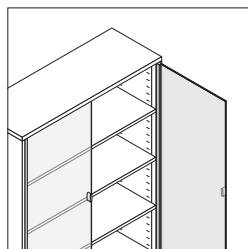
Standard-size binders will fit in bookcases with adjustable shelves. Space between adjustable shelves is $11\frac{7}{8}$ ".

Exception: Bottom space is 12"H and top space varies depending upon the overall case height:

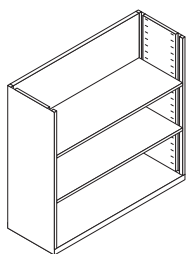
28"H	12 $\frac{5}{8}$ " top space
40"H	11 $\frac{7}{8}$ " top space
53½"H	11 $\frac{5}{8}$ " top space
65½"H	11 $\frac{7}{8}$ " top space
83½"H	17 $\frac{1}{8}$ " top space

Actual Dimensions

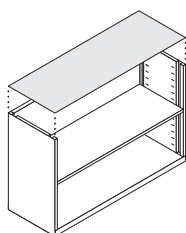
Depth	15"
Width	24", 30", 36", and 42"
Height	28", 40", 53½", 65½", and 83½"



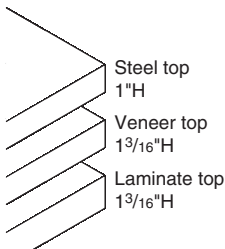
Frosted glass hinged doors are available as an option on all bookcases. Glass doors do not lock. Pulls on glass doors are available in four finishes. Doors ship separately from the bookcase and are field-installed.



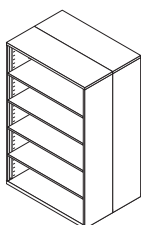
No-top bookcases are available for installations where bookcase will be installed under a work surface or beneath a common top shared among several bookcases. Hardware is included to attach case to work surface. No-top option reduces height of bookcase by 1".



Security top is available as an option for installations where the bookcase will be installed beneath a work surface, but not physically attached. Security top is not structural and can only be specified on 28"H bookcases. Security top reduces overall height of bookcase to approximately 27"H. *Tip: Security top must not be used with frosted glass hinged doors.*



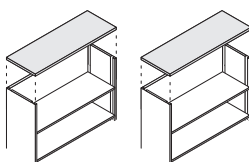
Laminate and wood veneer tops with square-edge profiles are available in place of standard 1"H steel top. Laminate and wood veneer tops are 3/16" taller than steel tops and will add that dimension to the overall height of the bookcase.



Ganging hardware is included to provide alignment by joining adjacent components side-by-side, back-to-back, or both.

Counterweight packages are required to ensure product stability and are ordered as an option or separately. Product specification pages indicate the correct counterweight package for each style number and any exceptions where counterweights are not required.

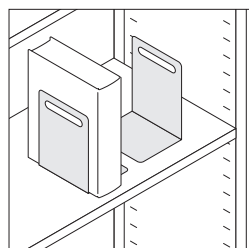
Connections



Wood veneer with square edge profile
Laminate with square edge profile

Field-installed tops are available in two choices—wood veneer with square edge profile or laminate with square edge profile. Tops can be used on an individual bookcase, or larger tops can be used to connect bookcases. *► Page 314*

1 1/2"H bases on Universal bookcases do not align with 3"H bases on Universal pedestal, laterals, towers, or cabinets.



Shelf bookends, specified separately, are available for use on adjustable shelf. *► Page 327*

Floor anchor bracket (for TS Series Storage and Universal Storage with 3" base) secures lateral files, towers, cabinets, or bookcases to the floor for stability or to reduce the risk of hazards during earthquakes in seismic zones. Four bracket packages are required for each cabinet. *Note: Local seismic requirements vary.*

Compliance with local code requirements is the responsibility of the customer or their authorized agent. For a California Office of Statewide Health Planning and Development (OSHPD) approved anchor bracket, contact Steelcase Specials. Tip: Anchor bracket cannot be used with pedestals. ► Page 331

Surface Materials

Bookcase, including steel top, shelves, and counterweight cover

- Paint

Adjustable shelf brackets

- Black

Wood veneer top

- Wood veneer—
Open pore finishes
- Customiz stain (option)

Laminate top

- Laminate
- Open Line laminate (option)

Glass hinged doors

- Frosted tempered glass

Pulls on glass doors

- 0835 Black
- 9211 Nickel

Application Topics

Storage capacities and dimensions

► Page 456

Counterweight Requirements for Storage Products

► Pages 7–13

Shipping

Bookcases are normally shipped in heavy-duty, recyclable stretch wrap to reduce the amount of corrugated board needed.

Glass hinged doors ship separately from case and must be field-installed.

Counterweight packages ship separately from case and must be field-installed.

Understanding Storage Tops, Shelves, and Accessories

Field-Installed Tops

Steel Security Tops	100
Square Edge Tops	100
Square Edge Tops with 1/2" Cord Drop	101

Adjustable Shelves

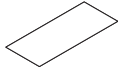
102

Steel Storage Accessories

103

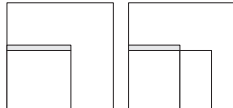
Field-Installed Tops

Steel Security Tops with flush or proud front



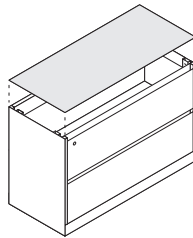
► Specifying, page 312

Product Details

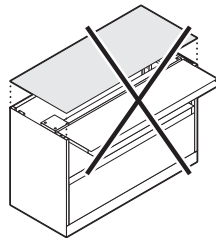


Flush front Proud front

Steel security tops are available as an option on select 28"H storage products. They can also be ordered separately for field installations.



Security top is available for installations where a lateral file, storage cabinet, or bookcase will be installed beneath a worksurface, but not physically attached. Security top is not structural.



Security top cannot be installed on a file with a lift-up door in the top position.

Connections

Not all top sizes are intended for use on all furniture. See *Specifying* pages to determine the appropriate-sized top for your furniture.

Steel security tops with flush fronts can be used on the following:

- Lateral files
- Storage cabinets
- Bookcases

Steel security tops with proud fronts can be used on the following:

- Lateral files
- Storage cabinets

Attachment hardware

ships with the file cabinet.

Tip: Additional screws can be ordered from Service Parts: 855010126MP (quantity of 100).

Surface Materials

Top

- Paint

Actual Dimensions

Flush-front tops

Depth 15", 18", or 23¹/₈"

Width 24", 30", 36", or 42"

Height 1¹/₁₆"

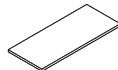
Proud-front tops

Depth 18" or 23¹/₈"

Width 30", 36", or 42"

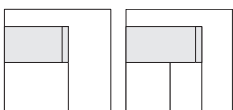
Height 1¹/₁₆"

Square Edge Tops with flush or proud front



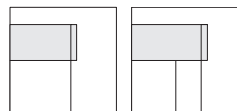
► Specifying, page 314

Product Details



Flush front Proud front

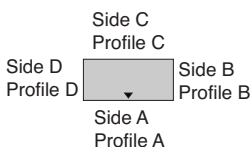
Square edge tops can be specified as an option on most storage products. They can also be ordered separately for field installation.



Flush front Proud front

Laminate worksurfaces can have a 3 mm or 1 mm plastic square edge. Wood veneer worksurfaces can have a 3 mm wood square edge, .5 mm veneer edge, or a 3 mm plastic square edge.

When specifying the top dimensions, the edge band thickness is an additive dimension to your overall dimensional input. For example, if a 28"D x 70"W is selected, with 3 mm edge band on all four sides, the edge band thickness will create a 3 mm overhang on all sides.



Parametric RATCL common tops allow for each edge profile to be specified—profile A, profile B, profile C, and profile D.

Connections

Not all top sizes are intended for use on all furniture. See *Specifying* pages to determine the appropriate sized top for your furniture.

Square edge tops with flush and proud fronts can be used on the following:

- Universal lateral files
- Universal combination cabinets
- Universal storage cabinets
- Universal bookcases
- Universal multidoor and personal lockers
- WorkValet lockers

Attachment hardware ships with the top.

Tip: See SmartTools for common tops placed over group storage and placed back-to-back to ensure correct sizing for the application.

Surface Materials

Top

- Laminate
- Open Line laminate (option)
- Wood
- Customiz stain (option on wood)
- Full-fill finish (option on wood)
- Plastic side-edge

Actual Dimensions

Modular

Flush-front tops

Depth 15", 18", 23¹/₈", 30¹/₁₆", 33¹/₁₆", 36¹/₁₆", 41³/₁₆", or 46⁵/₁₆"

Width 24", 30", 36", 42", 48¹/₁₆", 54¹/₁₆", 60¹/₁₆", 66¹/₁₆", 72¹/₁₆", 72¹/₈", 78¹/₁₆", 84¹/₁₆", 90¹/₈", 96³/₁₆", 96¹/₈", 102¹/₈", 108¹/₈", or 114¹/₈"

Height 1³/₁₆"

Proud-front tops

Depth 18⁷/₈", 24", 37¹³/₁₆", 42¹⁵/₁₆", or 48¹/₁₆"

Width 30", 36", 42", 48¹/₁₆", 60¹/₁₆", 66¹/₁₆", 72¹/₁₆", 78¹/₁₆", 84¹/₁₆", 90¹/₈", 96¹/₈", 102¹/₈", 108¹/₈", or 114¹/₈"

Height 1³/₁₆"

Parametric

Flush-front tops

Depth 15"–58¹/₁₆"

Width 24" –119³/₄"

Height 1³/₁₆"

Proud-front tops

Depth 18⁷/₈" – 58¹/₁₆"

Width 30" – 119³/₄"

Height 1³/₁₆"

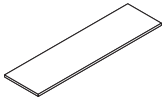
Tip: Square edge tops are available in modular and parametric increments of 1/16".

Tip: When more than one storage unit is specified, SmartTools will generate an extra 1/16" of depth or width between each unit.

Application Topics

Field-installed tops can also be used with pedestals to create credenzas, but the tops will overhang the pedestals by 1/2" at the back.

Square edge tops with 1/2" cord drop allow multiple low storage units to be combined under one surface, while allowing access to power and room for cables.

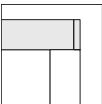


► Specifying, page 320

Square edge top with 1/2" cord drop power access door is available in the following configurations.

Width of Square Edge Top	Power Access Door Location						
	Center	Left	Right	Left and Right	Left and Center	Right and Center	Left, Right, and Center
30"W	●						
36"W to 48"W	●	●	●				
54"W to 66"W	●	●	●	●			
72"W to 96"W	●	●	●	●	●	●	●

Product Details



Proud front

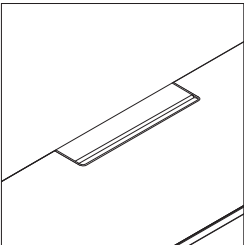
Edge profile is plastic on laminate top and is specified separately from laminate color.

Square edge tops with 1/2" cord drop can be used on the following:

- One-High lateral files
- 1.5-High lateral files
- Two-High lateral files
- Credenzas

Attachment hardware ships with the top.

Wiring and Cabling



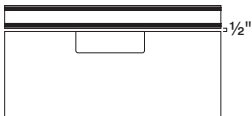
Power access door is optional on square edge tops, and allows access to power receptacles.

Tip: Specify Universal storage with recessed backs for use in conjunction with power access door on square edge top.

Application Topics

Square edge tops with 1/2" cord drop should be used to access power in applications where laminate storage is parallel to Answer beam.

Specify recessed back option on low storage when using square edge tops with 1/2" cord drop and optional power access door to access power.



Square edge top feature 1/2" cord drop along the back edge to allow cords to drop below the worksurface anywhere along the back edge.

Surface Materials

Laminate

- Open Line laminate (option)

Edge

- Plastic

Power access door

- 4799 Platinum Metallic
- 7207 Black
- 7241 Arctic White
- 7360 Merle
- 8043 Clear Anodized Aluminum

Door bezel

- 6527 Merle

Actual Dimensions

Square edge tops	
Depth	18 3/8" or 23 1/2"
Width	30", 36", 42", 48", 54", 60", 66", 72", 78", 84", 90", or 96"
Height	13 1/16"

Adjustable Shelves

Adjustable Steel Standard Shelves

For use with towers



► Specifying, page 322

Product Details

Adjustable steel shelves are included with certain open side configurations. Additional shelves are available for field installation.

Connections

Not all adjustable shelf sizes are intended for use on all furniture.

Adjustable steel shelves can be used on the following:

- Open side towers
- Dual door towers

Four adjustable brackets ship with the adjustable shelf.

Surface Materials

Adjustable shelf

- Paint

Adjustable standard brackets

- Black

Actual Dimensions

Depth 24" or 30"

Width 15"

Height 3/4"

Adjustable Glass Shelves

For use with open side towers only



► Specifying, page 322

Product Details

Adjustable glass shelves are included with open side towers that are ordered with the glass shelves option. Additional shelves are available for field installation.

Connections

Four adjustable brackets ship with the adjustable shelf.

Surface Materials

Adjustable shelf

- Frosted glass

Adjustable brackets

- Black

Actual Dimensions

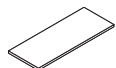
Depth 24" or 30"

Width 15"

Height 3/8"

Adjustable Steel Standard Shelves

For use with steel storage cabinets, storage cabinets, and bookcases.



► Specifying, page 323

Product Details

Adjustable steel shelves are included with combination cabinets, storage cabinets, and bookcases. Additional shelves are available for field installation.

Connections

Not all adjustable shelf sizes are intended for use on all furniture.

Adjustable steel shelves can be used on the following:

- Combination cabinets
- Storage cabinets
- Bookcases

Four adjustable brackets ship with the adjustable shelf.

Surface Materials

Adjustable shelf

- Paint

Adjustable standard brackets

- Black

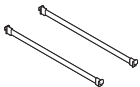
Actual Dimensions

Depth 15", 18", or 24"

Width 24", 30", 36", or 42"

Height 3/4"

Rails for Pedestals and Towers



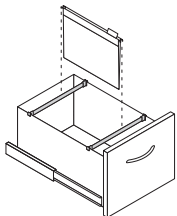
► Specifying, page 324

Product Details

Rails accommodate side-to-side filing of letter-, A4 international-, and legal-size hanging folders.

Tip: 17½"D and 18⅞"D pedestals do not accommodate legal-size hanging folders.

Rail packages are available in quantities of two rails.



Rails can be used for side-to-side filing in 12"H file drawers of the following:

- Open side towers
- Dual door towers
- Fixed pedestals (manufactured after February 22, 2004)
- Mobile pedestals (manufactured after February 22, 2004)

Tip: For pedestals manufactured on or before February 22, 2004, see Service Parts catalog.

Tip: Fixed pedestals and mobile pedestals require a set of two rails for side-to-side filing.

Surface Materials

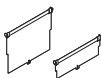
Rails

- Black

Actual Dimensions

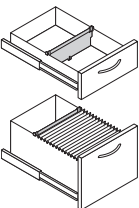
Width 12"

Dividers for Pedestals and Towers



► Specifying, page 324

Product Details



Dividers are available for use in 6"H box drawers and 12"H file drawers of the following:

- Open side towers
- Dual door towers
- Fixed pedestals (manufactured after February 22, 2004)
- Mobile pedestals (manufactured after February 22, 2004)

Tip: For pedestals manufactured on or before February 22, 2004, see Service Parts catalog.

Dividers ship in a package of two and ten.

Surface Materials

Dividers

- Black

Actual Dimensions

For use in 6"H drawers

Width 12"

For use in 12"H drawers

Width 12"

Pencil Tray and Reference Shelf for Pedestals and Towers

► Specifying, page 325

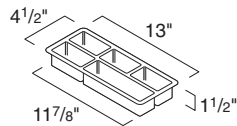
Product Details

Pencil tray and reference shelf

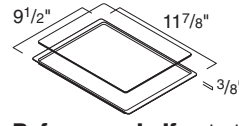
are used in:

- Open side towers
- Dual door towers
- Fixed pedestals (manufactured after February 22, 2004)
- Mobile pedestals (manufactured after February 22, 2004)

Tip: For pedestals manufactured on or before February 22, 2004, see Service Parts catalog.



Pencil tray is available to hold small office supplies. One pencil tray is shipped standard with each pedestal or tower that is equipped with one or more 6"H box drawers.



Reference shelf protects reference papers in box drawers. Shelf rests on top of drawer edges and can slide the entire depth of the drawer. A clear plastic insert is standard with each reference shelf.

Surface Materials

Pencil tray and reference shelf

- Black

Insert for reference shelf

- Clear plastic

Actual Dimensions

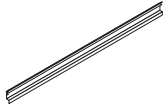
Pencil tray

Depth	4 1/2"
Width	11 7/8"
Height	1 1/2"

Reference shelf

Depth	9 1/2"
Width	11 7/8"
Height	3/8"

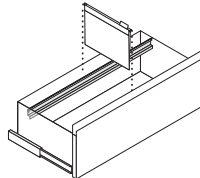
Hanging Folder Bars for Lateral Files and Combination Cabinets



► Specifying, page 325

Product Details

Hanging folder bar accommodates side-to-side filing of letter-, A4 international-, and legal-size hanging folders.



Hanging folder bars can be used in 12"H and 15"H lateral file drawers and 12"H roll-out shelves of the following:

- Lateral files
- Combination cabinets

Tip: For legal-size filing, hanging file folder frames are not needed in drawers because drawer edges support folders.

Hanging folder bars ship individually in a package of one.

Surface Materials

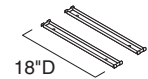
Hanging folder bar

- Black

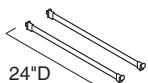
Actual Dimensions

Depth	1/4"
Width	30", 36", or 42"
Height	1"

Rails for Lateral Files and Combination Cabinets



18"D



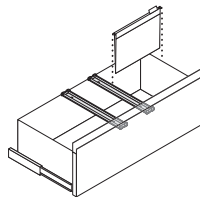
24"D

► Specifying, page 326

Product Details

Rails accommodate front-to-back filing of letter-, A4 international-, and legal size hanging folders.

Rail packages are available in quantities of two or four rails.



Rails can be used for front-to-back filing in 12"H and 15"H lateral file drawers and 12"H roll-out shelves of:

- Lateral files
- Combination cabinets

Surface Materials

Rails

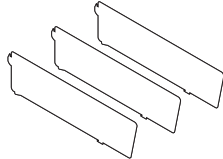
- Black

Actual Dimensions

Depth	18" or 24"
--------------	------------

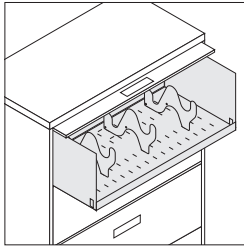
Dividers for Lateral Files and Combination Cabinets

Dividers for 12" opening



Dividers for 6" opening

► Specifying, page 326

Product Details

Divides space in 6"H or 12"H roll-out shelves and 6"H or 12"H drawers to allow side-to-side filing of file folders in 2" increments.

Tip: Dividers do not extend the full depth of a shelf or drawer.

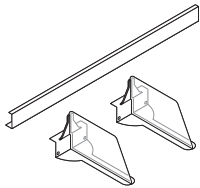
Specifying

Dividers are available as an option for products with the appropriate-size drawers or roll-out shelves. Additional dividers can also be ordered separately.

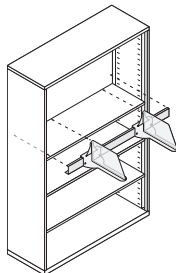
Shipped in carton of three.

Surface Materials**Divider**

- Black only

Actual Dimensions**For 12"H opening**Depth 11⁷/₈"Width 1¹/₁₆"Height 6¹/₄"**For 6"H opening**Depth 13¹/₂"Width 1¹/₁₆"Height 3⁵/₈"**Shelf Divider Assembly**

► Specifying, page 327

Product Details

Shelf divider assembly divides space in any storage unit with a 30"W, 36"W, or 42"W shelf. The bracket attaches to the back of the shelf and supports the two dividers, which slide side to side along the width of the bracket.

Connections

Shelf divider assembly can be used with the following:

- Lateral files
- Combination cabinets
- Storage cabinets
- Bookcases

Surface Materials**Bracket**

- Black

Dividers

- Clear plastic

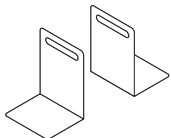
Actual Dimensions

Depth of dividers 10³/₄"

Width of dividers 4" at the base
1/2" at the top

Width of bracket 30", 36", or 42"

Height of dividers 4¹/₂"

Bookends

► Specifying, page 327

Product Details

Divides space in fixed and adjustable shelves.

Surface Materials**Bookend**

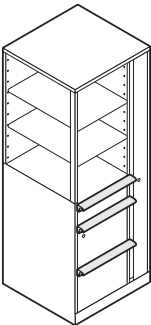
- 6695 Midnight only

Actual DimensionsDepth 5¹/₄"

Width 6"

Height 8"

Wood Drawer Pulls



► Specifying, page 328

Product Details

Wood drawer pulls can be used with Universal open side towers, dual door towers, lateral files, and combination cabinets with flush fronts.

Wood drawer pulls attach to the pull with double-sided tape.

Tip: 15"W wood drawer pull cannot be used on Universal towers manufactured before October 17, 2005.

Specifying

Must be ordered separately for field installation on Universal towers.

Can be ordered as an option on Universal pedestals with flush fronts.

Surface Materials

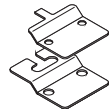
Wood drawer pulls

- Open pore finish
- Customiz stain (option)

Actual Dimensions

Depth	1 3/4"
Width	14 11/32", 28 9/32", 34 9/32", and 40 9/32"
Height	1 5/8"

Anchor Bracket Package



► Specifying, page 331

Product Details

Floor anchor bracket (for TS Series Storage and Universal Storage with 3" base) secures lateral files, towers, cabinets, or bookcases to the floor for stability or to reduce the risk of hazards during earthquakes in seismic zones.

Note: Local seismic requirements vary.
Compliance with local code requirements is the responsibility of the customer or their authorized agent. For a California Office of Statewide Health Planning and Development (OSHPD) approved anchor bracket, contact Steelcase Specials. Tip: Anchor brackets cannot be used with pedestals.

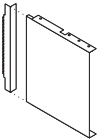
Anchor bracket package includes brackets and attachment hardware.

Surface Materials

Anchor brackets

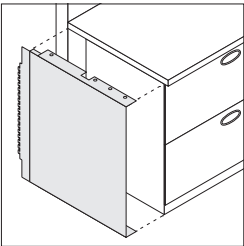
- Black

**Underworksurface
Lateral File Fillers**



► Specifying, page 332

Product Details



Lateral file filler can be used in applications where a 27"H lateral file or storage cabinet with no top is used underneath a worksurface. Filler conceals the gap between the face of a panel and the back of the lateral file or storage cabinet. Filler connects to the panel to provide stability for configurations that are not panel-wrapped; use the same application rules as a pedestal with filler. Fillers are available for use with proud-front or flush-front lateral files or storage cabinets with a Universal 3" base only.

24"D filler is used with 18"D storage. 30"D filler is used with 18"D or 24"D storage. Order filler to match nominal depth of worksurface.

Connections

Lateral file fillers can be used with the following:

- Answer panels
- Kick panels
- Kick worksurfaces
- Universal Systems worksurfaces
- Answer worksurfaces

Surface Materials

Lateral file filler and filler brackets

- Paint

Actual Dimensions

Depth	24" or 30"
Height	27"

Understanding Universal File Surrounds

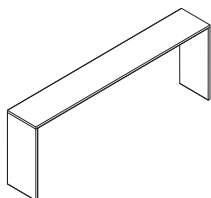


Statement of Line **110**



Universal File Surrounds **112**

Statement of Line



Universal File Surrounds

Understanding

▶ Page 112

Specifying

▶ Page 304



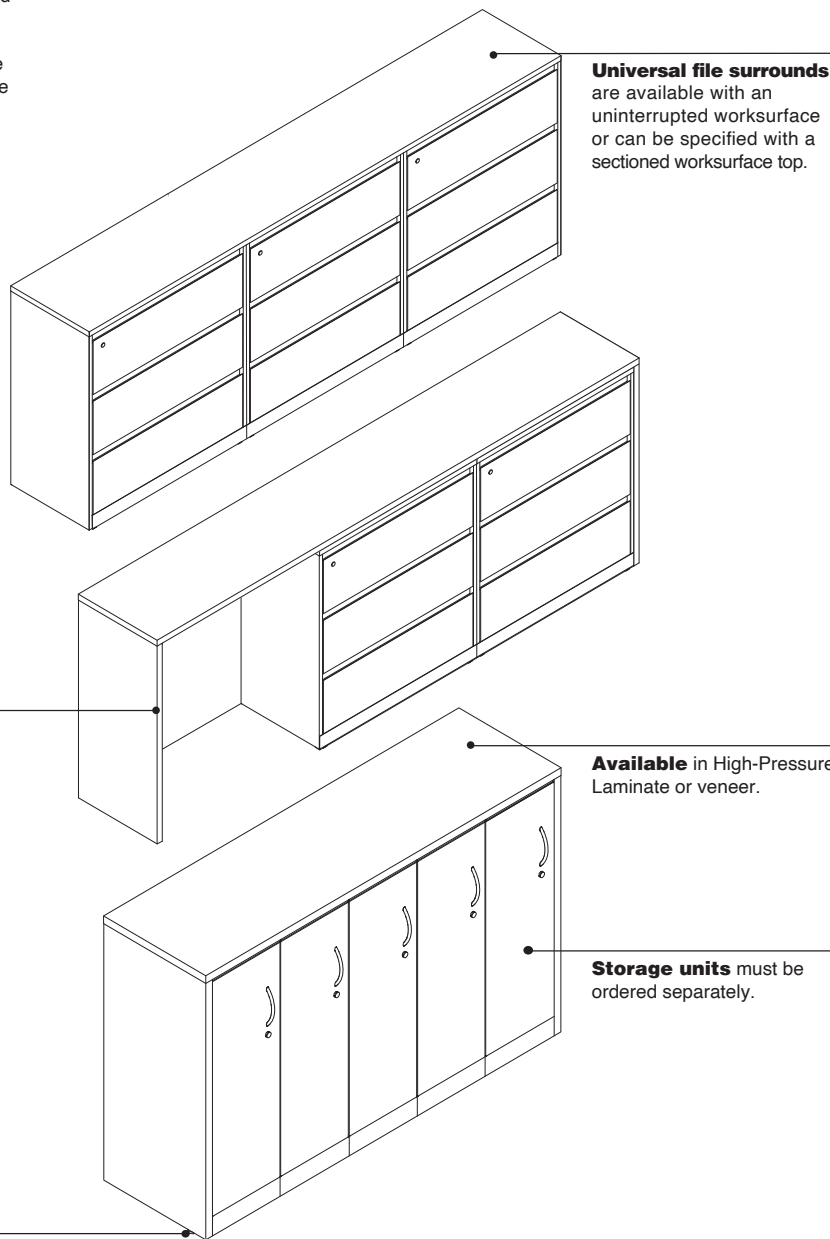
Universal File
Surrounds

Universal File Surrounds

For Use with Universal and TS Series Storage

File surrounds are used to encase storage units to provide a seamless, finished look in High-Pressure Laminate or veneer. Top, back, and end panels come together to wrap the storage units. They are available in a variety of configurations and parametric sizes that surround Universal and TS Series storage.

- ▶ Specifying, page 304
- ▶ See SmartTools for complete specification and pricing.



Tops, end panels, and back panels are 1³/₁₆" thick.

Universal file surrounds are available with an uninterrupted worksurface or can be specified with a sectioned worksurface top.

Available in High-Pressure Laminate or veneer.

Storage units must be ordered separately.

Leveling glides adjust up to 1¹/₄" to install file surround on uneven floors.

Actual Dimensions

	Outside Dimensions	Inside Dimensions
Depth	15 ¹⁵ / ₆₄ " to 59 ²¹ / ₃₂ "	15" to 58 ¹ / ₄ "
Width	16 ³⁵ / ₆₄ " to 359 ³¹ / ₃₂ "	15" to 358 ⁹ / ₁₆ "
Height	17 ³ / ₁₆ " to 67 ¹ / ₃₂ "	16" to 65 ⁵⁵ / ₆₄ "
Thickness	1 ³ / ₁₆ "	N.A.

Tip: Dimensions are available parametrically to every 1/16".

Product Details

SmartTools must be used to order the file surround to ensure correct configuration, fit, and alignment.

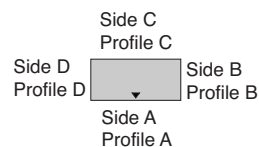
Multiple configurations are available with the file surround and include surrounding a single row or back-to-back storage units with or without open spaces. Open spaces are allowed between storage units or on the ends of storage units (when back panel is specified).

Storage units must be placed under the file surround. File surrounds are designed to work with Universal steel and TS Series storage units but must be ordered separately.

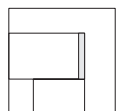
Dimensions of the file surround are based on the storage that is being surrounded. These dimensions are actual and automatically generated through SmartTools.

The internal dimensions of the file surround cavity are used to determine pricing. These internal dimensions will be displayed in the SmartTools specification.

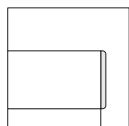
Tip: Use SmartTools to see the actual external dimensions of the file surround when planning.



File surrounds allow for each edge profile on the top to be specified- profile A, profile B, profile C, and profile D. Wood veneer work-surfaces can have a 3 mm wood square edge or .5 mm veneer edge. Laminate work-surfaces can have a 3 mm or 1 mm plastic square edge.

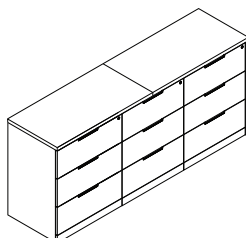


.5 mm or 1 mm square edge



3 mm square edge

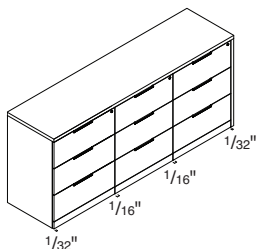
File surround top edges that are a 1 mm plastic or .5 mm wood veneer square edge will align with the face of the storage unit. A 3 mm plastic or wood veneer square edge band will overhang the face of the storage unit by 3 mm. To ensure a tight fit and connection with the wall or adjacent storage, a 1 mm plastic or .5 mm wood square edge is recommended for all sides or sides B, C, and D.



Sectioned tops are optional based on the width of the top. One- to four- sections are allowed between specific ranges that can be realized through SmartTools.

Tip: A singular top is considered one-section.

Tip: When two-, three-, or four- sections are specified, the top will be split into sections equal in width.




$\frac{1}{16}$ " is added for space between each unit plus an additional $\frac{1}{32}$ " on each end. Example: Three 30"W units would have $90\frac{9}{16}$ " interior width.


End panels are specifiable on the left side, right side, or both.

One end panel is only allowable when storage is placed on the end of the file surround that does not have the end panel and there is no back panel specified.

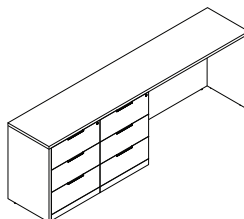
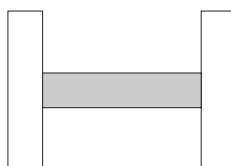
Inset at 0"



Proud



Inset Centered

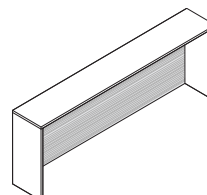


Unsupported open spaces are allowed in the middle or ends of the file surround. Open spaces in the middle of the file surround can be up to 54"W without a worksurface brace and up to 72"W with a worksurface brace. Open spaces on the ends of the file surround must be supported with a back panel.

Grain direction on end panels is available in horizontal or vertical grain.

Tip: Laminate grain direction must be vertical if the height greater than 60".

Woodgrain laminate sectioned tops will not be grain matched over 120"W. Please refer to specials if grain matching is desired on sectioned tops greater than 120"W.



Grain direction on back panels will always have horizontal grain direction.

The recommended grain direction on the file surround is long grain direction on the top and vertical grain direction on the end panels. This creates the waterfall look.

Connections

Worksurface braces are required for unsupported open spaces greater than 54"W up to 72"W.



► Worksurface brace, Answer Solution Specification Guide.

Assembly hardware is included with the file surround. To attach to storage, the attachment hardware is included with the storage units.

Surface Materials

- Laminate with plastic edge
- Open Line laminate (option)
- Wood veneer with wood edge
- Customiz stain (option on wood)
- Full-fill finish (option on wood)

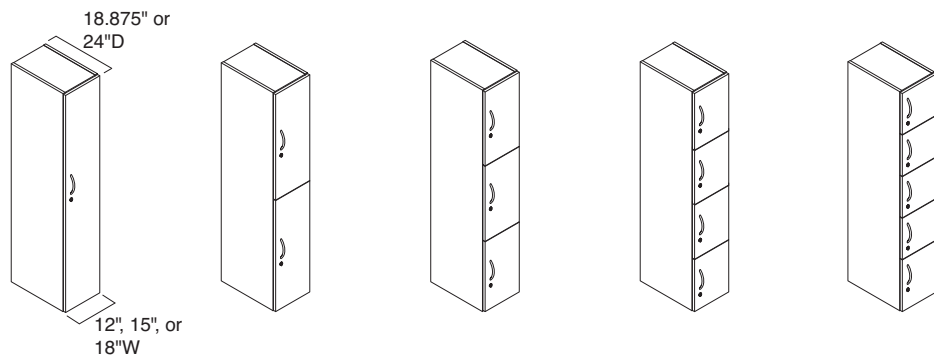
Understanding WorkValet Lockers

	
Statement of Line	116
	
WorkValet Lockers	124
Electronic Lock Options	136
WorkValet Digilock Keys	137
Network Lock Option	138
WorkValet Lockers—Leg Base	140
WorkValet Accessories	142
WorkValet Surrounds	146
Interior Configuration Rules	148
Stability Guidelines	154

Statement of Line

WorkValet Lockers

Single-Wide Lockers

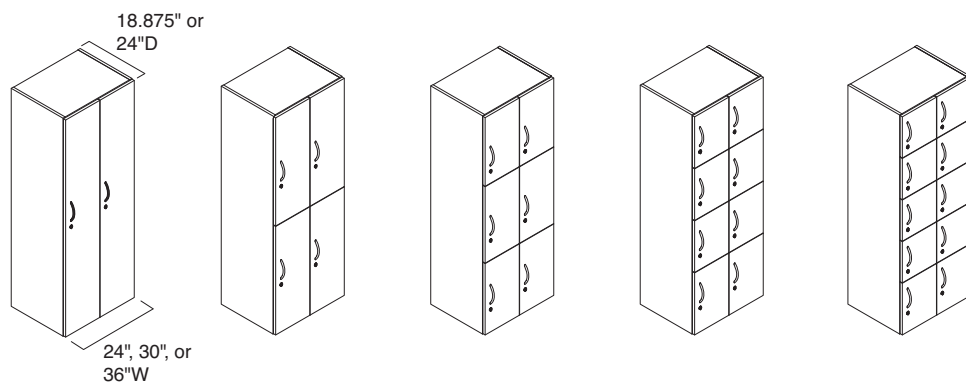


Understanding
 ▶ Page 124
 Specifying
 ▶ Page 334

	1-Door	2-Door	3-Door	4-Door	5-Door
41.75"H	●	●	N.A.	N.A.	N.A.
47.9375"H	●	●	●	N.A.	N.A.
54.125"H	●	●	●	N.A.	N.A.
66.5"H	●	●	●	●	●
72"H	●	●	●	●	●

Tip: Modular dimensions displayed, parametric dimensions to the 1/16" are available. See specification page for ranges.

Double-Wide Lockers

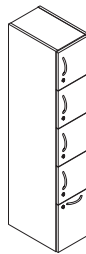
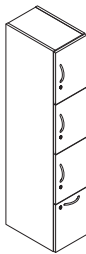



Understanding
 ▶ Page 124
 Specifying
 ▶ Page 344

	2-Door	4-Door	6-Door	8-Door	10-Door
41.75"H	●	●	N.A.	N.A.	N.A.
47.9375"H	●	●	●	N.A.	N.A.
54.125"H	●	●	●	N.A.	N.A.
66.5"H	●	●	●	●	●
72"H	●	●	●	●	●

Tip: Modular dimensions displayed, parametric dimensions to the 1/16" are available. See specification page for ranges.

Single-Wide Lockers with Drawer

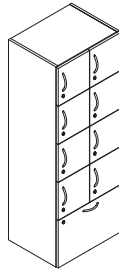
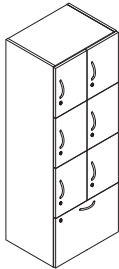
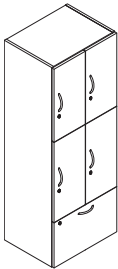



Understanding
 ▶ Page 128
 Specifying
 ▶ Page 352

	1-Door	2-Door	3-Door	4-Door
41.75"H	●	●	N.A.	N.A.
47.9375"H	●	●	N.A.	N.A.
54.125"H	●	●	●	N.A.
66.5"H	●	●	●	●
72"H	●	●	●	●

Tip: Modular dimensions displayed, parametric dimensions to the 1/16" are available. See specification page for ranges.

Double-Wide Lockers with Drawer

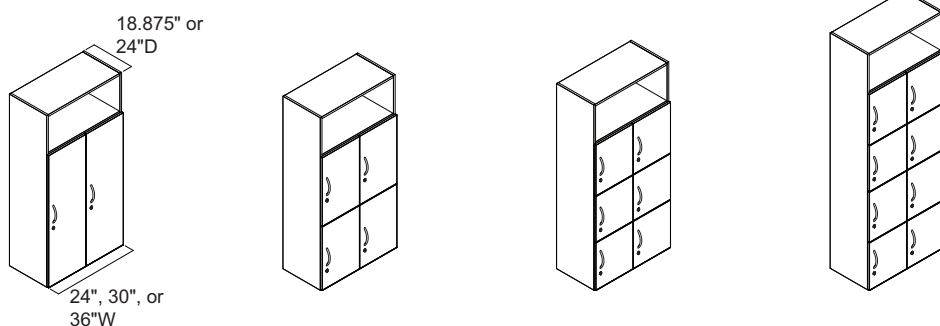


Understanding
 ▶ Page 128
 Specifying
 ▶ Page 352

	2-Door	4-Door	6-Door	8-Door
41.75"H	●	●	N.A.	N.A.
47.9375"H	●	●	N.A.	N.A.
54.125"H	●	●	●	N.A.
66.5"H	●	●	●	●
72"H	●	●	●	●

Tip: Modular dimensions displayed, parametric dimensions to the 1/16" are available. See specification page for ranges.

Double-Wide Lockers with Open Shelf

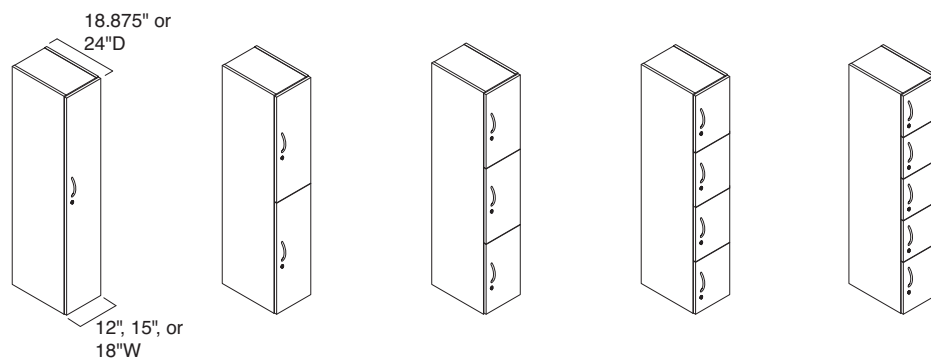


Understanding
 ▶ Page 132
 Specifying
 ▶ Page 360

	2-Door	4-Door	6-Door	8-Door
41.75"H	●	N.A.	N.A.	N.A.
47.9375"H	●	●	N.A.	N.A.
54.125"H	●	●	N.A.	N.A.
66.5"H	●	●	●	N.A.
72"H	●	●	●	●

Tip: Modular dimensions displayed, parametric dimensions to the 1/16" are available. See specification page for ranges.
 Tip: Open shelf is available on the top or bottom of locker.

Single-Wide Lockers—Leg Base

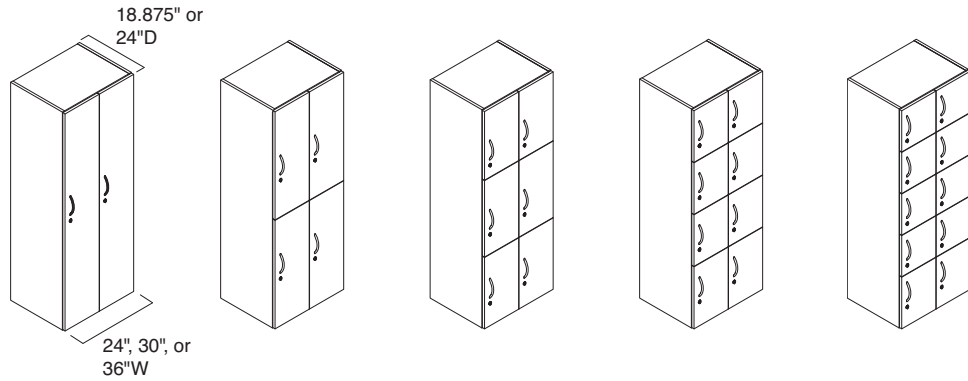


Understanding
 ▶ Page 140
 Specifying
 ▶ Page 368

	1-Door	2-Door	3-Door	4-Door	5-Door
41.75"H	●	●	N.A.	N.A.	N.A.
47.9375"H	●	●	●	N.A.	N.A.
54.125"H	●	●	●	N.A.	N.A.
66.5"H	●	●	●	●	N.A.
72"H	●	●	●	●	●

Tip: Modular dimensions displayed, parametric dimensions to the 1/16" are available. See specification page for ranges.

Double-Wide Lockers—Leg Base

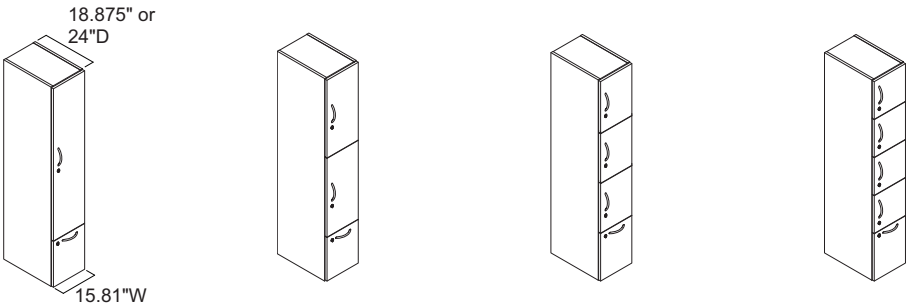


Understanding
 ▶ Page 140
 Specifying
 ▶ Page 368

	2-Door	4-Door	6-Door	8-Door	10-Door
41.75"H	●	●	N.A.	N.A.	N.A.
47.9375"H	●	●	●	N.A.	N.A.
54.125"H	●	●	●	N.A.	N.A.
66.5"H	●	●	●	●	N.A.
72"H	●	●	●	●	●

Tip: Modular dimensions displayed, parametric dimensions to the 1/16" are available. See specification page for ranges.

Single-Wide Lockers with Drawer—Leg Base

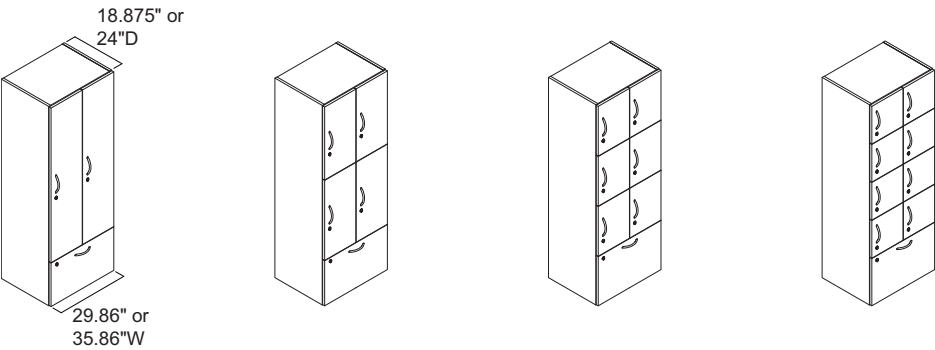


Understanding
 ▶ Page 140
 Specifying
 ▶ Page 386

	1-Door	2-Door	3-Door	4-Door
41.75"H	●	N.A.	N.A.	N.A.
47.9375"H	●	●	N.A.	N.A.
54.125"H	●	●	N.A.	N.A.
66.5"H	●	●	●	N.A.
72"H	●	●	●	●

Tip: Modular dimensions displayed, parametric dimensions to the 1/16" are available. See specification page for ranges.

Double-Wide Lockers with Drawer—Leg Base

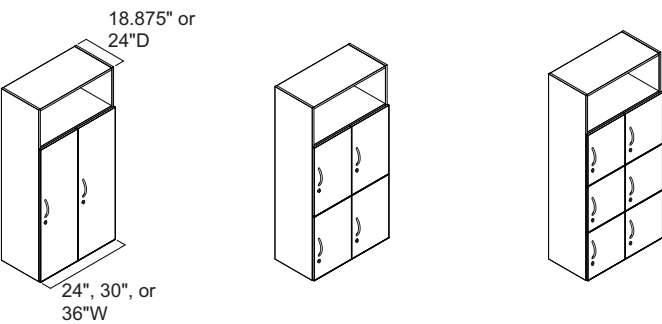


Understanding
▶ Page 140
Specifying
▶ Page 386

	2-Door	4-Door	6-Door	8-Door
41.75"H	●	N.A.	N.A.	N.A.
47.9375"H	●	●	N.A.	N.A.
54.125"H	●	●	N.A.	N.A.
66.5"H	●	●	●	N.A.
72"H	●	●	●	●

Tip: Modular dimensions displayed, parametric dimensions to the 1/16" are available. See specification page for ranges.

Double-Wide Lockers with Open Shelf—Leg Base



Understanding
▶ Page 140
Specifying
▶ Page 394

	2-Door	4-Door	6-Door
41.75"H	●	N.A.	N.A.
47.9375"H	●	N.A.	N.A.
54.125"H	●	●	N.A.
66.5"H	●	●	●
72"H	●	●	●

Tip: Modular dimensions displayed, parametric dimensions to the 1/16" are available. See specification page for ranges.
Tip: Open shelf is available on the top or bottom of locker.

Shelves



Understanding
▶ Page 124
Specifying
▶ Page 400

Adjustable Shelf—Single Wide

	12"W	15"W	18"W
18.875"D	●	●	●
24"D	●	●	●

Tip: Modular dimensions displayed, parametric dimensions to the 1/16" are available. See specification page for ranges.



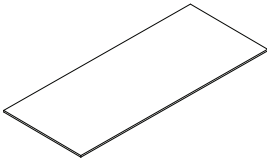
Understanding
▶ Page 124
Specifying
▶ Page 400

Adjustable Shelf—Double Wide

	24"W	30"W	36"W
18.875"D	●	●	●
24"D	●	●	●

Tip: Modular dimensions displayed, parametric dimensions to the 1/16" are available. See specification page for ranges.
Tip: Width of shelf is sized to fit one shelf into one side of double locker. If a shelf is required for each side of double locker order a quantity of two shelves.

Surrounds



Understanding
▶ Page 146
Specifying
▶ Page 404

Top Panel

Depth ranges	12" – 48"
Width ranges	18" – 84.5" (per section)

Tip: Multiple top panels are used together to create wider applications.



Understanding
▶ Page 146
Specifying
▶ Page 406

End Panel

Depth ranges	12" – 48"
Height ranges	38.0625" – 84"

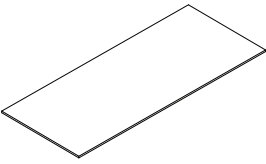


Understanding
▶ Page 146
Specifying
▶ Page 408

Back Panel

Width ranges	9" – 96" (per section)
Height ranges	38.0625" – 84"

Tip: Multiple back panels are used together to create wider applications.



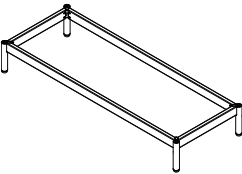
Understanding
▶ Page 146
Specifying
▶ Page 410

Common Top

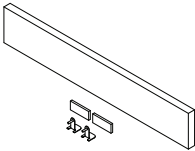
Depth ranges	12" – 48"
Width ranges	18" – 84.5"

Tip: Multiple common tops are used together to create wider applications.

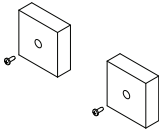
Accessories



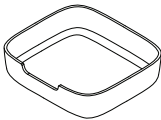
Leg Base
Understanding
▶ Page 142
Specifying
▶ Page 412



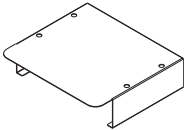
Plinth Cover
Understanding
▶ Page 142
Specifying
▶ Page 412




Network Lock Spacer
Understanding
▶ Page 142
Specifying
▶ Page 413



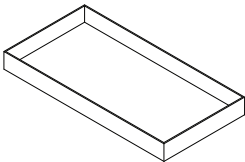
Locker Bins
Understanding
▶ Page 142
Specifying
▶ Page 415



Personal Freestanding Shelf
Understanding
▶ Page 142
Specifying
▶ Page 415



Numbers
Understanding
▶ Page 142
Specifying
▶ Page 416



Planter
Understanding
▶ Page 142
Specifying
▶ Page 412



WorkValet Lockers

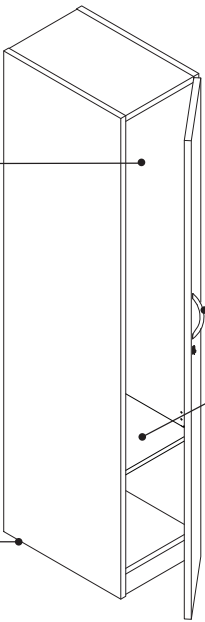
Lockers provide a space to store a variety of objects including coats, bags, and personal belongings.
► Specifying, page 334

Coat hooks or coat rod can be specified.

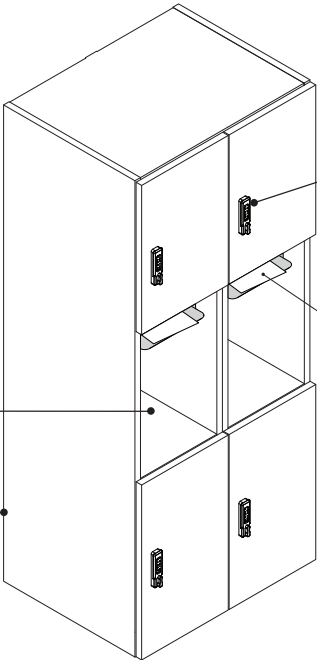
Leveling glides adjust to install on uneven floors and have a 1" adjustable range.

Remove door, available as an option.

Finished back is standard.



Single-Wide Locker

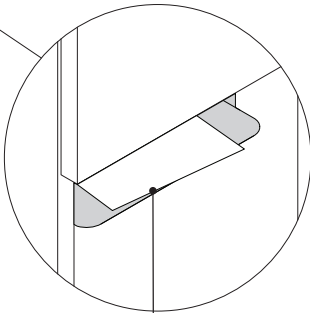


Double-Wide Locker

Pulls come standard when keyed locks are specified.

Adjustable shelf is available as an option to aid in the division of storage space when needed.

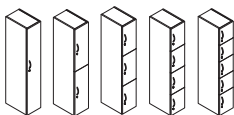
Electronic and network locks are available as an options.




Personal shelf, available as an option, is used to subdivide the interior.

Actual Dimensions				
			Modular	Parametric Range
Depth			18.875" or 24"	12" — 24"
Width	1- and 2-door	Single Wide	12", 15", or 18"	9" — 24"
	3-, 4-, and 5-door	Single Wide	12", 15", or 18"	9" — 18"
	2-, 4-, 6-, 8-, 10-door	Double Wide	24", 30", or 36"	24" — 36"
Height			41.75", 47.9375", 54.125", 66.5", or 72"	38.0625" — 84"

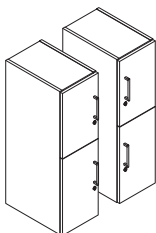
Product Details




Five configurations are available.



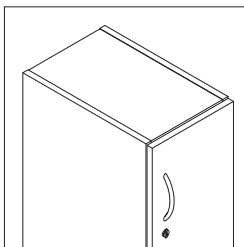
Single- or double-wide lockers are available.



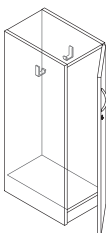
Door on locker can be hinged on the left or right. Pull and lock are located on the opposite side of the hinge.



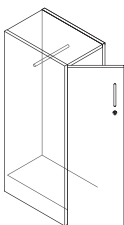
Headset options include full front, expressed toe kick, recessed toe kick, and plinth base.



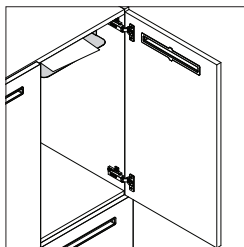
The inset top construction provides consistent door gaps and a tighter fit of adjacent units when ganged together. A surround or a common top can be added to provide a clean aesthetic.




A pair of coat hooks are standard in each opening for 1-door and 2-door units. Coat hooks are available as an option in 3-door, 4-door, and 5-door units.



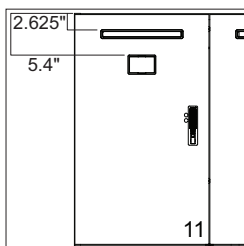
Coat rod is available as an option on 1-door and 84"H 2-door units that are 24"D. Coat rod is also available as an option on 18 $\frac{7}{8}$ "D 1H units that have doors removed.



Personal shelf is available as an option on single-wide lockers that are 15"W and 14"D or greater and on double-wide lockers that are 31"W and 14"D or greater. Each opening will receive a shelf when optioned on.




Remove door option is available on single-wide and double-wide lockers. When doors are removed on a double-wide locker, they will be removed from both sides. *Tip: Selecting this option removes all pilot holes for hinges and locking hardware. This prevents doors from being added later in the field.*



Name tags, available as an option, ship factory installed. Tags are centered horizontally on locker door and are located 5 $\frac{1}{8}$ " from the top of the door. Name tag fits CR79 or CR80 sized cards.

Mail slot is available as an option. Each opening will receive a mail slot when optioned on. Mail slots are horizontally centered at 2 $\frac{5}{8}$ " from top edge of door.

Mail slot available in 15 $\frac{1}{2}$ "W minimum for single column and 31"W minimum for double column for all locks, except Versa RFID. Minimum width of locker with mail slot and Versa RFID is 16 $\frac{1}{2}$ "W single column and 33"W double column.



Numbers, available in black and white, can be specified as a separate style number. Includes 10 sheets per pack.

► Page 416



Bar pull



Contemporary pull



Handle pull



Inset pull



Jazz pull

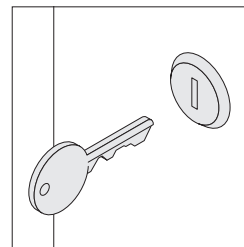


Ledge pull



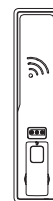
Nile pull

Pulls on lockers are defaulted when standard or master key plug is specified. No pull is available when electronic locks are specified.

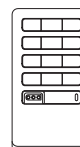


Locks are available factory- or field-installed. Factory-installed locks are standard and available keyed random only. Optional field-installed locks are available with consecutive, specific, and random keying options. Master-keyed locks are also available. Field-installed lock cylinders must be specified separately.

► *Lock and Keying*, page 450



Digilock Versa



Digilock Aspire

Digilock Versa keypad locks are powered by two lithium 2450 batteries.

Digilock Versa RFID is powered by four AA pre-mium batteries.

Digilock Aspire locks have an ADA compliant pull. They are powered by four AA premium batteries.

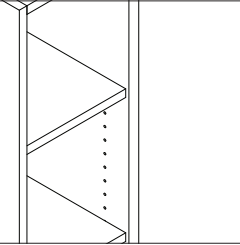
Programming and manager keys must be ordered separately.

Electronic locks, mounted in a vertical orientation are available as an option. Keypad or RFID selections available.

Network locks

► See *Understanding on* page 138

Application Topics



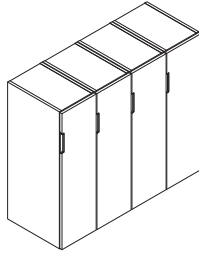
Adjustable shelves

can be added to lockers for additional storage or piling space. Shelves are recessed from the side of the locker. A maximum of two adjustable shelves can be added. Mounting holes are located 1 1/4" apart starting 12" from bottom going to 12" from top. See interior configuration rules for restrictions. ► Page 148

Shelf pin holes are always included even if adjustable shelves are not specified as an option on the locker or if the remove door option is specified. This allows for long term flexibility and the addition of adjustable shelves after the initial order (adjustable shelf style numbers: **SNGLKRSHFS**, **SNGLKRSHFD**). ► Page 400

1-door lockers 54"H and above have a fixed shelf located near the top of the opening. If one or two adjustable shelves are specified, these shelves will divide the opening below the fixed shelf.

Tip: See interior configuration rules for size restrictions for coat hooks, coat rods, and adjustable shelves. ► Page 148



Individual single- or double-wide lockers

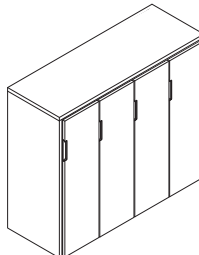
cannot stand alone. They must be ganged to other lockers or secured to the building structure. Minimum locker numbers depend on depth and width.

► See *Stability Guidelines* on page 154.

Ganging hardware, provided, joins adjacent storage units side-by-side, back-to-back, or both.

Storage Capacities and Dimensions

► Page 456



Surrounds can be added to lockers to provide a clean aesthetic, and conceal cables in network locking applications. Back, top, and end panels are specified separately.

► Pages 404–410

Universal file surrounds or Universal square edge tops can be sized for use with WorkValet lockers.

1/16" is added for space between each unit plus an additional 1/32" on each end. Example: Four 15"W units would have 60 1/4" interior width. See Universal file surround for additional product detail.

► Page 112

See Universal square edge tops for additional product detail.

► Page 314

Surface Materials

Case

- Low-Pressure Laminate
- High-Pressure Laminate

Headsets

- Low-Pressure Laminate
- High-Pressure Laminate

Ledge pull

- 4799 Platinum Metallic
- 7207 Black

Handle pull

- 0835 Black
- 9211 Nickel

Contemporary pull

- 0835 Black
- 9201 Polished Chrome
- 9211 Nickel
- 9212 Silver

Jazz pull

- 0835 Black
- 4799 Platinum Metallic
- 9201 Polished Chrome
- 9211 Nickel
- 9212 Silver

Nile pull

- 0835 Black
- 4799 Platinum Metallic
- 7280 Smooth Bronze
- 9201 Polished Chrome
- 9211 Nickel

Bar pull

- 0835 Black
- 9201 Polished Chrome
- 9211 Nickel
- 9212 Silver

Inset pull

- 4799 Platinum Metallic
- 4803 Near Black Metallic
- 7241 Arctic White

Keyed lock

- 9201 Polished Chrome
- 9250 Ember Chrome

Electronic lock

- 9221 Brushed Nickel

Name tag and mail slot

- 6527 Merle

WorkValet Lockers with Drawer

Lockers provide a space to store a variety of objects including coats, bags, and personal belongings. The drawer provides easier access to the bottom storage.

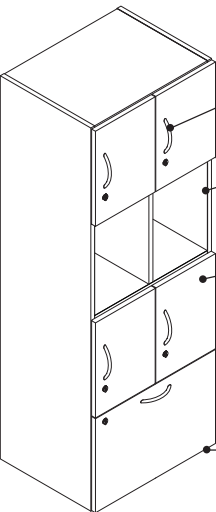
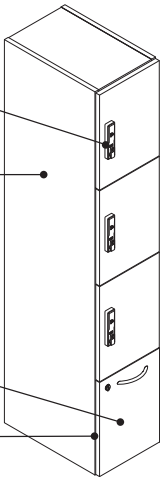
► Specifying, page 352

Electronic locks are available as an option on doors. Drawers will always have a keyed lock.

Single-wide lockers with drawer are 15.81"W.

Drawer fronts are available in High-Pressure Laminate.

Drawers open their full depth for total access to the contents and have an integrated U-channel on the drawer bodies for hanging file folders.



Pulls come standard when keyed locks are specified.


Remove door available as an option.

Double-wide lockers with drawer are 29.86" or 35.86"W.

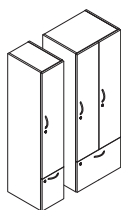
Leveling glides adjust to install on uneven floors and have a 1" adjustable range.

Actual Dimensions			
		Modular	Parametric Range
Depth		18.875" or 24"	N.A.
Width	Single Wide	15.81"	N.A.
	Double Wide	29.86" or 35.86"	N.A.
Height		41.75", 47.9375", 54.125", 66.5" or 72"	38.0625"—84"

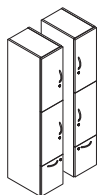
Product Details




Four configurations are available.



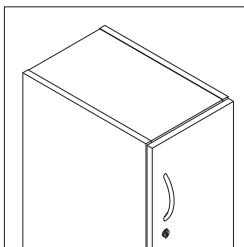
Single- or double-wide lockers are available.



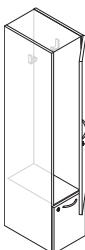
Door on locker can be hinged on the left or right. Pull and lock are located on the opposite side of the hinge. Pull on drawer is always centered.



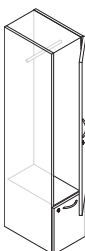
Headset options include full front, expressed toe kick, recessed toe kick, and plinth base. Plinth base is available on single-wide lockers only.



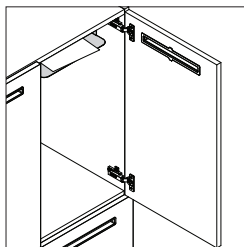
The inset top construction provides consistent door gaps and a tighter fit of adjacent units when ganged together. A surround or a common top can be added to provide a clean aesthetic.



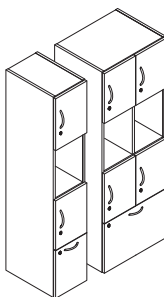
A pair of coat hooks are standard in each opening for 1-door and 2-door units. Coat hooks are available as an option in 3-door, and 4-door units.



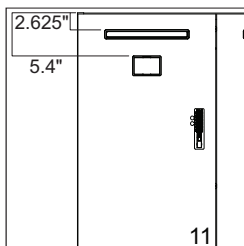
Coat rod is available as an option on 1-door and 84"H 2-door units that are 24"D. Coat rod is also available as an option on 18⁷/₈"D 1H units that have doors removed.



Personal shelf is available as an option on single-wide lockers that are 15"W and 14"D or greater and on double-wide lockers that are 31"W and 14"D or greater. Each opening will receive a shelf when optioned on.




Remove door option is available on single-wide and double-wide lockers. When doors are removed on a double-wide locker, they will be removed from both sides.



Name tags, available as an option, ship factory installed. Tags are centered horizontally on locker door and are located 5³/₈" from the top of the door. Name tag fits CR79 or CR80 sized cards.

Mail slot is available as an option. Each opening will receive a mail slot when optioned on. Mail slots are horizontally centered at 2⁵/₈" from top edge of door.

Mail slot available in 15¹/₂"W minimum for single column and 31"W minimum for double column for all locks, except Versa RFID. Minimum width of locker with mail slot and Versa RFID is 16¹/₂"W single column and 33"W double column.



Numbers, available in black and white, can be specified as a separate style number. Includes 10 sheets per pack.

► Page 416



Bar pull



Contemporary pull



Handle pull



Inset pull



Jazz pull

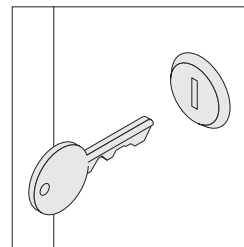


Ledge pull



Nile pull

Pulls on lockers are defaulted when standard or master key plug is specified. No pull is available when electronic locks are specified.

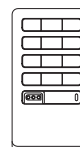


Locks are available factory- or field-installed. Factory-installed locks are standard and available keyed random only. Optional field-installed locks are available with consecutive, specific, and random keying options. Master-keyed locks are also available. Field-installed lock cylinders must be specified separately.

► *Lock and Keying*, page 450



Digilock Versa



Digilock Aspire

Digilock Versa keypad locks are powered by two lithium 2450 batteries.

Digilock Versa RFID is powered by four AA pre-mium batteries.

Digilock Aspire locks have an ADA compliant pull. They are powered by four AA premium batteries.

Programming and manager keys must be ordered separately.

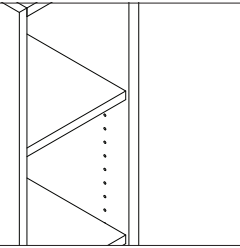
Electronic locks, mounted in a vertical orientation are available as an option. Keypad or RFID selections available.

Electronic locks are an option on doors only. Drawer will have a keyed lock.

Network locks

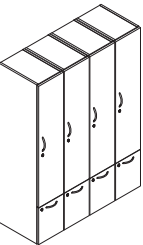
► See *Understanding on* page 138

Application Topics



Adjustable shelves can be added to lockers for additional storage or piling space. Shelves are recessed from the side of the locker. A maximum of two adjustable shelves can be added. Mounting holes are located 1 1/4" apart starting 12" from bottom going to 12" from top. See interior configuration rules for restrictions.
► Page 148

Shelf pin holes are always included even if adjustable shelves are not specified as an option on the locker. This allows for long term flexibility and the addition of adjustable shelves after the initial order (adjustable shelf style numbers: **SNGLKRSHFS**, **SNGLKRSHFD**).
► Page 400




Individual single- or double-wide lockers cannot stand alone. They must be ganged to other lockers or secured to the building structure. Minimum locker numbers depend on depth and width.
► See *Stability Guidelines* on page 154.

Ganging hardware, provided, joins adjacent storage units side-by-side, back-to-back, or both.

Storage Capacities and Dimensions

► Page 456



Surrounds can be added to lockers to provide a clean aesthetic, and conceal cables in network locking applications. Back, top, and end panels are specified separately.
► Pages 404–410

Universal file surrounds or Universal square edge tops can be sized for use with WorkValet lockers.

1/16" is added for space between each unit plus an additional 1/32" on each end. Example: Four 15"W units would have 60 1/4" interior width. See Universal file surround for additional product detail.
► Page 112
See Universal square edge tops for additional product detail.
► Page 314

Surface Materials

Case

- Low-Pressure Laminate
- High-Pressure Laminate

Headsets

- Low-Pressure Laminate
- High-Pressure Laminate

Ledge pull

- 4799 Platinum Metallic
- 7207 Black

Handle pull

- 0835 Black
- 9211 Nickel

Contemporary pull

- 0835 Black
- 9201 Polished Chrome
- 9211 Nickel
- 9212 Silver

Jazz pull

- 0835 Black
- 4799 Platinum Metallic
- 9201 Polished Chrome
- 9211 Nickel
- 9212 Silver

Nile pull

- 0835 Black
- 4799 Platinum Metallic
- 7280 Smooth Bronze
- 9201 Polished Chrome
- 9211 Nickel

Bar pull

- 0835 Black
- 9201 Polished Chrome
- 9211 Nickel
- 9212 Silver

Inset pull

- 4799 Platinum Metallic
- 4803 Near Black Metallic
- 7241 Arctic White

Keyed lock

- 9201 Polished Chrome
- 9250 Ember Chrome

Electronic lock

- 9221 Brushed Nickel

Name tag and mail slot

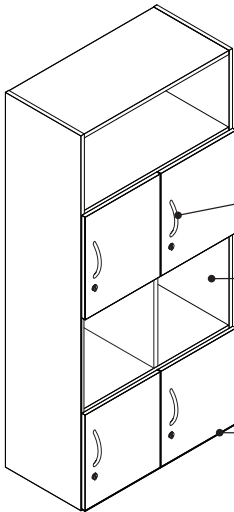

- 6527 Merle

WorkValet Lockers with Open Shelf

Lockers provide a space to store a variety of objects including coats, bags, and personal belongings. The open shelf provides space for object storage.
► Specifying, page 360

Electronic locks are available as an option on doors.

Open shelf is available on the top or bottom.




Pulls come standard when keyed locks are specified.

Remove door available as an option.

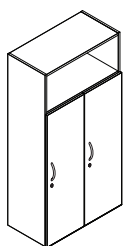
Leveling glides adjust to install on uneven floors and have a 1" adjustable range.

Actual Dimensions		
	Modular	Parametric Range
Depth	18.875" or 24"	12"—24"
Width	24", 30", or 36"	24"—36"
Height	41.75", 47.9375", 54.125", 66.5", or 72"	38.0625"—84"

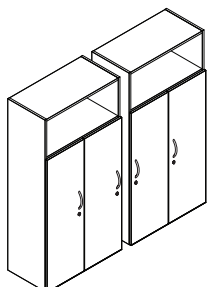
Product Details



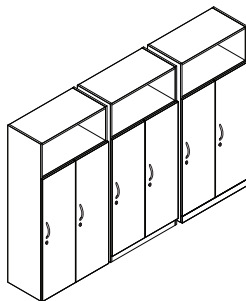
Four configurations are available.



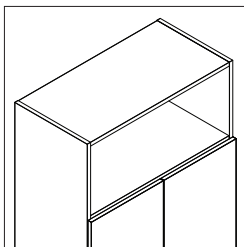
Double-wide lockers are available.



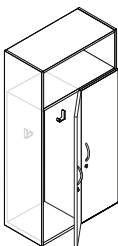
Door on locker can be hinged on the left or right. Pull and lock are located on the opposite side of the hinge.



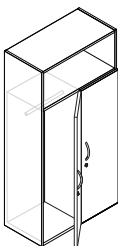
Headset options include full front, expressed toe kick, and recessed toe kick.



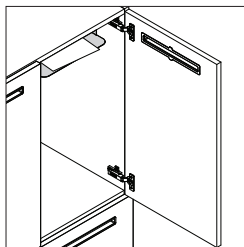
The inset top construction provides consistent door gaps and a tighter fit of adjacent units when ganged together. A surround or a common top can be added to provide a clean aesthetic.



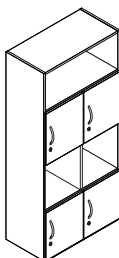
A pair of coat hooks are standard in each opening for 1-door and 2-door units. Coat hooks are available as an option in 3-door, and 4-door units.



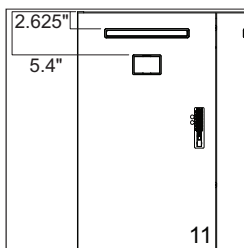
Coat rod is available as an option on 1-door and 84"H 2-door units that are 24"D. Coat rod is also available as an option on 18 $\frac{7}{8}$ "D 1H units that have doors removed.



Personal shelf is available as an option on single-wide lockers that are 15"W and 14"D or greater and on double-wide lockers that are 31"W and 14"D or greater. Each opening will receive a shelf when optioned on.




Remove door option is available on single-wide and double-wide lockers. When doors are removed on a double-wide locker, they will be removed from both sides.



Name tags, available as an option, ship factory installed. Tags are centered horizontally on locker door and are located 5 $\frac{3}{8}$ " from the top of the door. Name tag fits CR79 or CR80 sized cards.

Mail slot is available as an option. Each opening will receive a mail slot when optioned on. Mail slots are horizontally centered at 2 $\frac{5}{8}$ " from top edge of door.

Mail slot available in 15 $\frac{1}{2}$ "W minimum for single column and 31"W minimum for double column for all locks, except Versa RFID. Minimum width of locker with mail slot and Versa RFID is 16 $\frac{1}{2}$ "W single column and 33"W double column.



Numbers, available in black and white, can be specified as a separate style number. Includes 10 sheets per pack.

► Page 416



Bar pull



Contemporary pull



Handle pull



Inset pull



Jazz pull

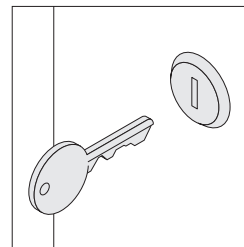


Ledge pull



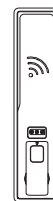
Nile pull

Pulls on lockers are defaulted when standard or master key plug is specified. No pull is available when electronic locks are specified.

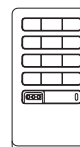


Locks are available factory- or field-installed. Factory-installed locks are standard and available keyed random only. Optional field-installed locks are available with consecutive, specific, and random keying options. Master-keyed locks are also available. Field-installed lock cylinders must be specified separately.

► **Lock and Keying**, page 450



Digilock Versa



Digilock Aspire

Digilock Versa keypad locks are powered by two lithium 2450 batteries.

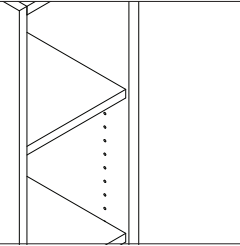
Digilock Versa RFID is powered by four AA pre-mium batteries.

Digilock Aspire locks have an ADA compliant pull. They are powered by four AA premium batteries.

Programming and manager keys must be ordered separately.

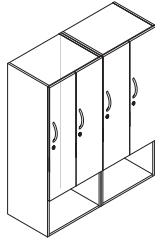
Electronic locks, mounted in a vertical orientation are available as an option. Keypad or RFID selections available.

Application Topics



Adjustable shelves can be added to lockers for additional storage or piling space. Shelves are recessed from the side of the locker. A maximum of two adjustable shelves can be added. Mounting holes are located 1 1/4" apart starting 12" from bottom going to 12" from top. See interior configuration rules for restrictions.
▶ Page 148

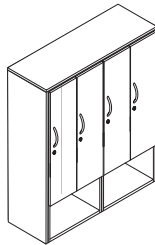
Shelf pin holes are always included even if adjustable shelves are not specified as an option on the locker. This allows for long term flexibility and the addition of adjustable shelves after the initial order (adjustable shelf style numbers: **SNGLKRSHFS**, **SNGLKRSHFD**).
▶ Page 400



Individual single- or double-wide lockers cannot stand alone. They must be ganged to other lockers or secured to the building structure. Minimum locker numbers depend on depth and width.
▶ See *Stability Guidelines* on page 154.

Ganging hardware, provided, joins adjacent storage units side-by-side, back-to-back, or both.

Storage Capacities and Dimensions
▶ Page 456



Surrounds can be added to lockers to provide a clean aesthetic, and conceal cables in network locking applications. Back, top, and end panels are specified separately.
▶ Pages 404–410

Universal file surrounds or Universal square edge tops can be sized for use with WorkValet lockers.

1/16" is added for space between each unit plus an additional 1/32" on each end. Example: Four 15"W units would have 60 1/4" interior width. See Universal file surround for additional product detail.
▶ Page 112
See Universal square edge tops for additional product detail.
▶ Page 314

Surface Materials

Case

- Low-Pressure Laminate
- High-Pressure Laminate

Headsets

- Low-Pressure Laminate
- High-Pressure Laminate

Ledge pull

- 4799 Platinum Metallic
- 7207 Black

Handle pull

- 0835 Black
- 9211 Nickel

Contemporary pull

- 0835 Black
- 9201 Polished Chrome
- 9211 Nickel
- 9212 Silver

Jazz pull

- 0835 Black
- 4799 Platinum Metallic
- 9201 Polished Chrome
- 9211 Nickel
- 9212 Silver

Nile pull

- 0835 Black
- 4799 Platinum Metallic
- 7280 Smooth Bronze
- 9201 Polished Chrome
- 9211 Nickel

Bar pull

- 0835 Black
- 9201 Polished Chrome
- 9211 Nickel
- 9212 Silver

Inset pull

- 4799 Platinum Metallic
- 4803 Near Black Metallic
- 7241 Arctic White

Keyed lock

- 9201 Polished Chrome
- 9250 Ember Chrome

Electronic lock

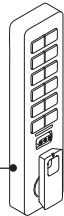
- 9221 Brushed Nickel

Name tag and mail slot

- 6527 Merle

Electronic Lock Options

Keypad has visual and audible indicators.



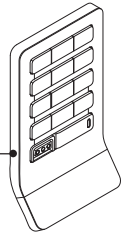
Digilock Versa Keypad



Digilock Versa RFID

Digilock RFID locks utilize 13.56 MHz frequency communication.

Keypad locks operate by entry of 4–7 digit code.




Digilock Aspire Keypad



Digilock Aspire RFID

ADA compliant pull handle.

Product Details

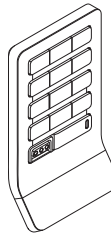


Locks are surface mounted on the door.

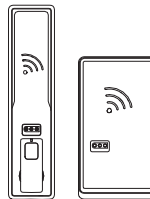
Locks come set to a shared use mode. The user locks with their credential and unlocks with the same credential. Once unlocked, the lock is reset for another user.

Digilock Aspire and Versa locks are powered by four AA premium batteries.

Digilock Versa keypad locks are powered by two lithium 2450 batteries.



Digilock Aspire keypad locks have an ADA compliant pull handle.



Compatibility of radio frequency identification (RFID) credentials with Digilock locking solutions utilize an RFID interface.

RFID/NFC Standards
Digilock RFID locks utilize 13.56 MHz frequency communication and meet the following RFID/NFC Standards:

- ISO 14443A
- ISO 14443 B
- ISO 15693

Credentials that are compatible with the above standards include:

- HID iClass
- NXP Mifare (Classic 1K-4K, Ultralight, DESFire EV1/EV2, Plus S)
- FeliCa
- Legic Advant

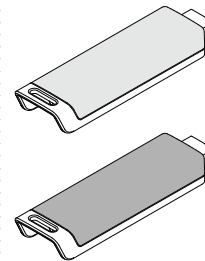
Some credential types may require an encryption key from the end user/manufacturer for read permissions. Digilock will work with the key holder(s) designated by the end user to ensure compatibility.

Dual Technology Credentials

Some RFID credentials may support multiple formats within the 13.56 MHz frequency. These credentials might experience a delay or issue operating Digilock RFID locks. To confirm compatibility, contact your Digilock representative.

Low Frequency

Digilock RFID locks do not utilize low proximity frequency communication and are not compatible with LF or Prox cards or credentials that run between 125 – 134 kHz due to the lack of security possible with such systems. Dual credential cards that contain RFID tags for both low frequency and high frequency transponders may work with Digilock locks. To confirm compatibility, contact your Digilock representative.



The programming key and manager key, ordered separately, are required if the electronic lock option is selected.
► Specifying, page 334

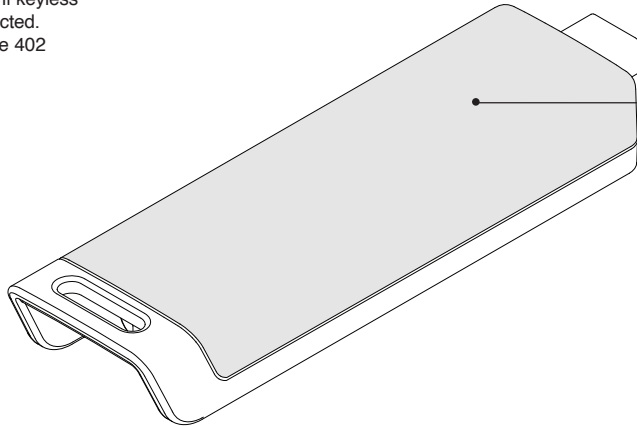
Surface Materials

Lock body

- 9211 Nickel

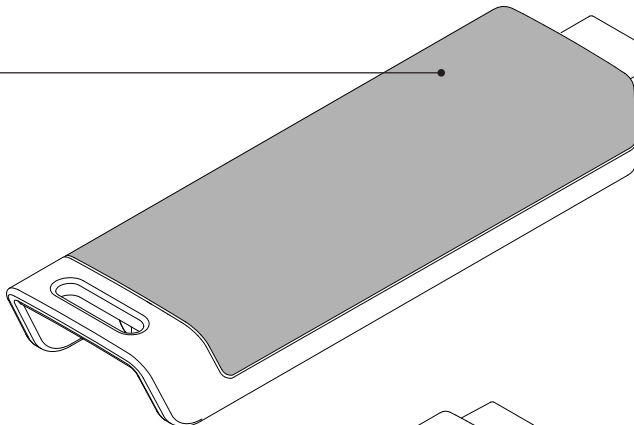
Digilock Versa and Aspire locks enable facility managers to modify lock programming with an unique programming key and override locks using manager keys. Programming and manager keys are required if keyless lock option is selected.

► Specifying, page 402

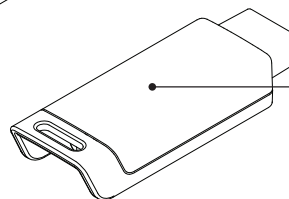


The programming key is used during installation to pair the manager key to the lock.

The manager key is used to override the lock when a credential is lost or forgotten or the battery loses power. Additional manager keys can be paired at any time. One manager keys may be paired to infinite locks; however, each lock may only pair with up to six manager keys.

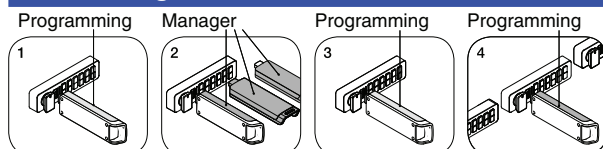


At least one of each key is required to initialize and program lockers during installation, but there is no upper limit to the number of keys ordered. For installations of 300 or more locks, a consultation with Digilock Support (support-petaluma@digilock.com) is recommended. The consultation will help plan for key-management scenarios and provide a recommendation for number of keys to manage the installation.



The user key is ADA compliant and is available for users that require additional assistance in operating the keypad on the lock.

How to Program



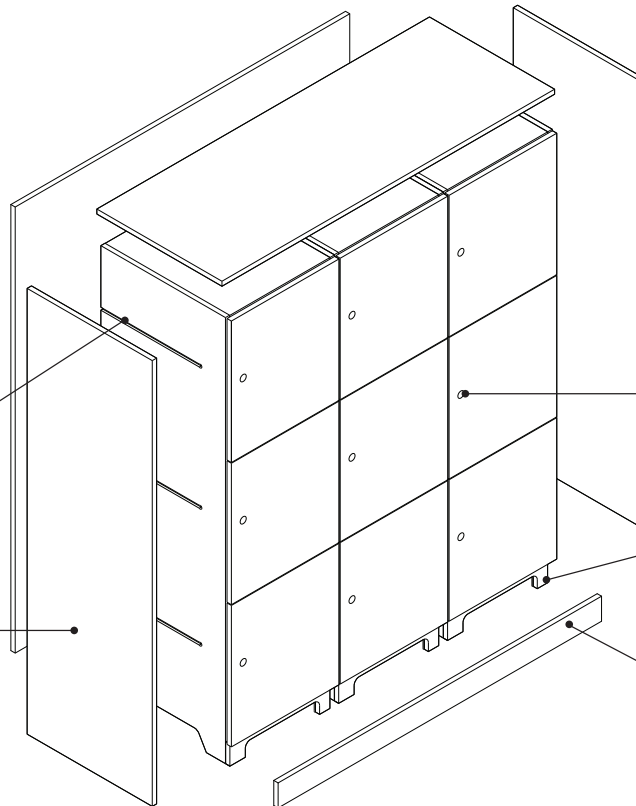
1. Insert the programming key. A two-toned beep will be heard and the LED light will start to flash.
 2. While the LED light is flashing, insert one manager key at a time. A beep will be heard for each manager key that is programmed.
 3. Insert the programming key. A two-toned beep will be heard and the LED light will stop flashing.
 4. Repeat previous steps for each lock.
- Tip: The locks will arrive in the factory setting. During the process of pairing the manager key(s), the locks will be programmed into the shared setting.*

Network Lock Option

Networked locks by Gantner provide an integrated, smart locking solution for WorkValet lockers. The NET.Lock system connects lockers to an organization's network for advanced access control, centralized management, and real-time monitoring for enhanced security.

Routing on the side of lockers manages network cables to the back of the locker before connecting to the Gantner controller.

Surrounds are used to conceal network cables and provide a seamless aesthetic. Surrounds are specified as top, side, and back panels, and are ordered separately from the locker.

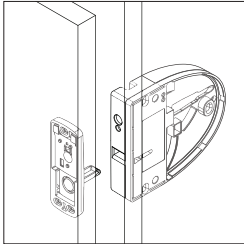


Color LED for lock status.

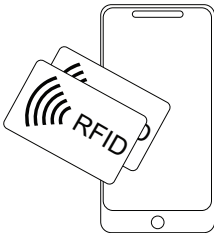
Plinth base has openings to provide access to bottom of locker for Gantner controller and cable management. Plinth base is required when specifying networked locks.

Plinth cover is used to cover plinth base and conceal controllers and cabling. Plinth cover is specified separately and can be specified to span multiple lockers.

Product Details



Lock mechanism is attached to inside of the locker opening and a flexible bolt is attached to the door. Bolt is secured in the mechanism when lock is in use.



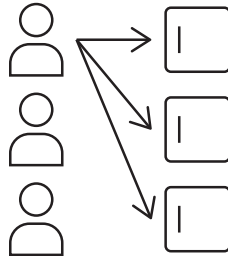
Locks operate via RFID directly at locker door. Various credentials can be used to operate the Gantner NET.Lock, such as RFID cards/fobs or mobile phones (via Lockpal app or integration into some existing workplace apps).

Door will automatically open when lock is unlocked allowing a user to then open the door fully. This feature complies with ADA guidelines. Since door opens automatically when unlocked, no pull option is available when specifying network locks.

Internal USB charging with light is available as an option and includes one USB-A and one USB-C port.

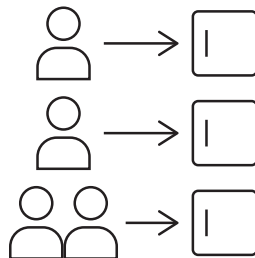
NET.Lock mechanisms are powered over ethernet from a centralized controller (purchased directly from Gantner) stored in the plinth base. Controllers are connected to one or multiple sub-controllers, operating up to 24 NET.locks each.

NET.Locks can operate in two primary modes.



Free Locker Mode:

Users can select any available locker. Intelligent automatic usage rules prevent multiple occupancy.



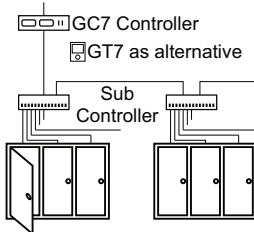
Personal Locker Mode:

A locker is permanently assigned to a person or a team by the administrator or booked via a self-service terminal. After initial setup, only specified person can open and lock the lockers.

Additional product information:

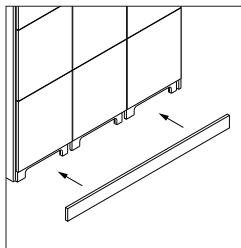
Steelcase is partnered with Gantner to provide an excellent end product with NET.Lock and WorkValet. Knowing this, collaboration between Steelcase, Gantner, the Steelcase dealer(s) and the end organization is crucial to ensure proper planning and all components are accounted for properly. This collaboration may include (but is not limited to) sharing applications, floorplans, electrical/network plans, shop drawings, etc. to determine number and placement of controllers/sub-controllers. When specifying WorkValet with Gantner networked locks, please contact Gantner at +1 (770) 452-6091 or help.na@saltosystems.com.

Application Topics

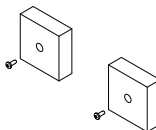


Twenty-four NET.Lock

can be controlled by one sub-controller, and eight sub-controllers can be connected to a single controller. Controllers are purchased directly from Gantner.



Plinth base is required when specifying networked locks. Plinth cover, specified separately, conceals openings in plinth base providing a clean aesthetic.



Spacers, ordered separately, must be used when lockers with network locks are placed back-to-back or against a wall. Spacers provide room for network cables and protect before connecting to the controller/sub-controller. Spacers should be placed every four feet.

Surrounds (top, end, and back panels) are ordered separately and are used to conceal and protect the network cables.

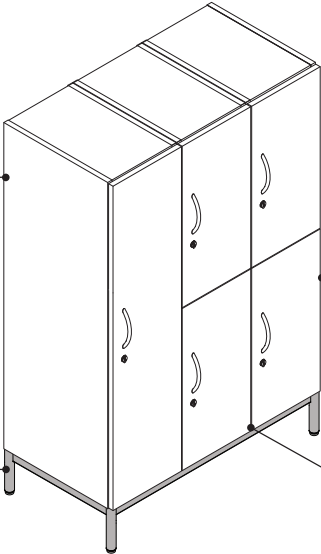
► See pages 404–410.

WorkValet Lockers—Leg Base

Leg base raises storage off the ground to give a lighter aesthetic and provide easier access to bottom locker opening.
► Specifying, page 368

Lockers for use with leg base must be used.

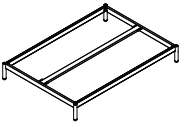
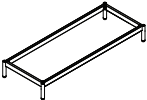
Leg base raises lockers 8½" off the ground.



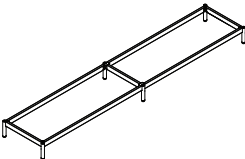
Leg bases support single sided or back-to-back applications.

Leg bases are shared across multiple lockers.


Product Details



Leg base supports single sided or back-to-back applications.

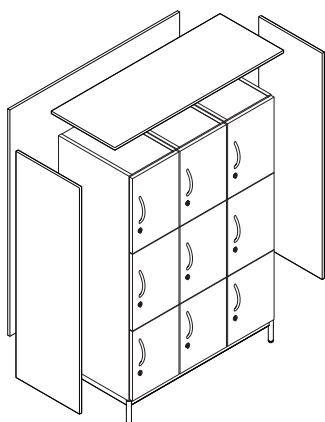


When leg base is longer than 64" a center leg is added for stability. The additional leg will always be centered. Maximum width for leg base is 128"W.



Single- and double-wide leg base lockers are available. Height of locker specified is the overall height which includes the height of the leg base.

Actual Dimensions			
		Modular	Parametric Range
Depth	Single sided	18.875" or 24"	12"–24"
	Back-to-back	37.75" or 48"	24"–48"
Width		N.A.	9"–128"
Height		8.5"	N.A.



Surrounds are available to work with leg base applications. Back panels and end panels will match the height of the locker.

Surface Materials

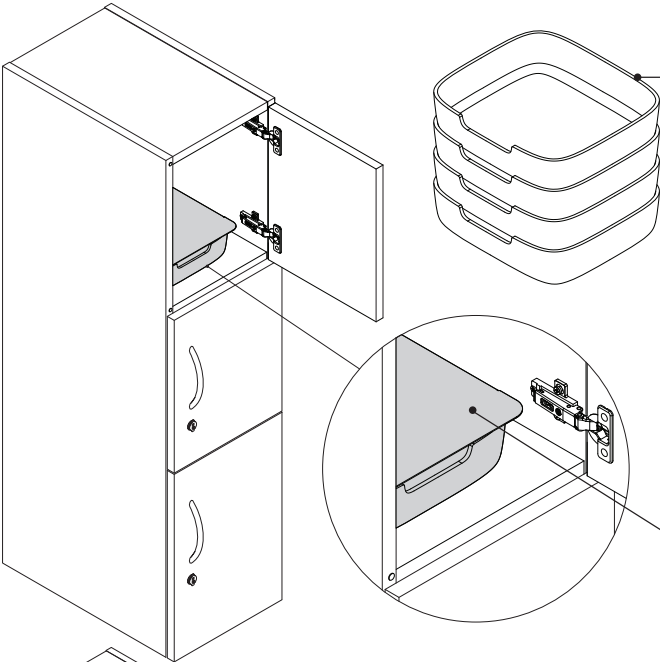
Leg base

- Paint

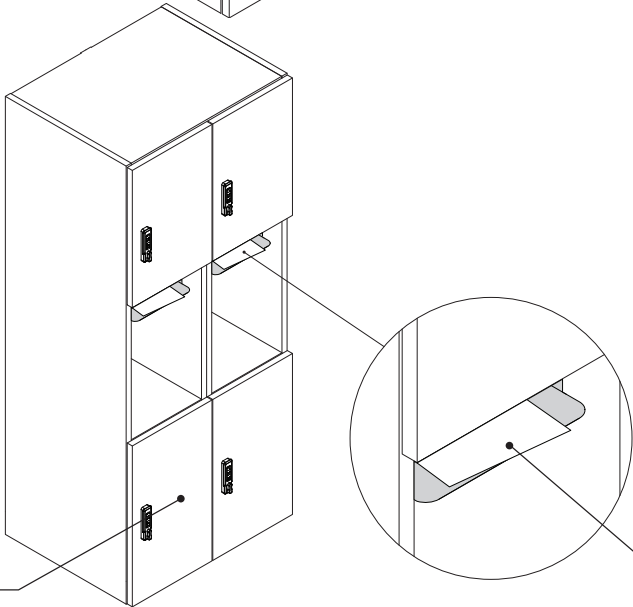
WorkValet Accessories

WorkValet accessories include a personal shelf, locker bins, and locker numbers. Personal shelf is used to divide the interior of a locker opening.

► Specifying, page 412



Locker bin is made of formed, felted PET and available in two color combinations: navy or grey. Bins are sold in packages of four.

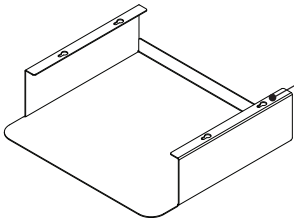


Freestanding personal shelf, specified separately, sits on the bottom of the opening. The shelf provides division for organization, and can be paired with the PET bin for further customization.

Numbers, available to label lockers for identification and wayfinding, are field installed.

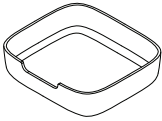
Actual Dimensions			
	Depth	Width	Height
Locker Bin	11"	12.2"	2.95"
Personal Shelf	11.4"	12.3"	3.2"

Tip: Personal shelf is sized to fit 15" wide lockers. Shelf can be used in lockers wider than 15" with additional space on sides of shelf.

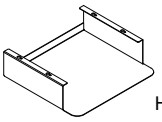


Personal shelf, available as an option on the locker, can mount to the top of any locker opening. When mounted, the shelf can be used for personal storage or used with the mail slot or PET bin.

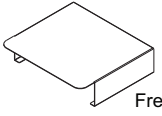
Product Details



Locker bins are available in two colors and sold in a quantity of four. Bins are cleanable with a damp cloth.



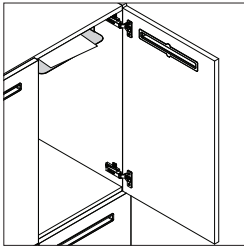
Hanging




Freestanding

Personal shelf is specified in one of two ways. When specified as an option, the shelf is intended to install hanging from the top of the locker opening. When specified as freestanding, a separate style number is used – **SNGLKRPERSHLF**.

Personal shelf can be used with locker bins or used separately.



Personal shelf works as a mail catch when paired with mail slot.



Numbers are available to label lockers for identification and wayfinding. Numbers are 100 vinyl stickers on a sheet, ten of each digit 0-9, available in black and white. Numbers are size 80-point in Helvetica Neue Regular font. Style number includes 10 sheets per pack.

Two sheets of number stickers allow you to number lockers #1 through #99. Additional sheets are required when labeling locker #100 and above.

- 100 lockers – 2 sheets
- 150 lockers – 9 sheets
- 200 lockers – 14 sheets
- 300 lockers – 16 sheets
- 400 lockers – 18 sheets
- 500 lockers – 20 sheets

Surface Materials

Personal shelf

- Paint

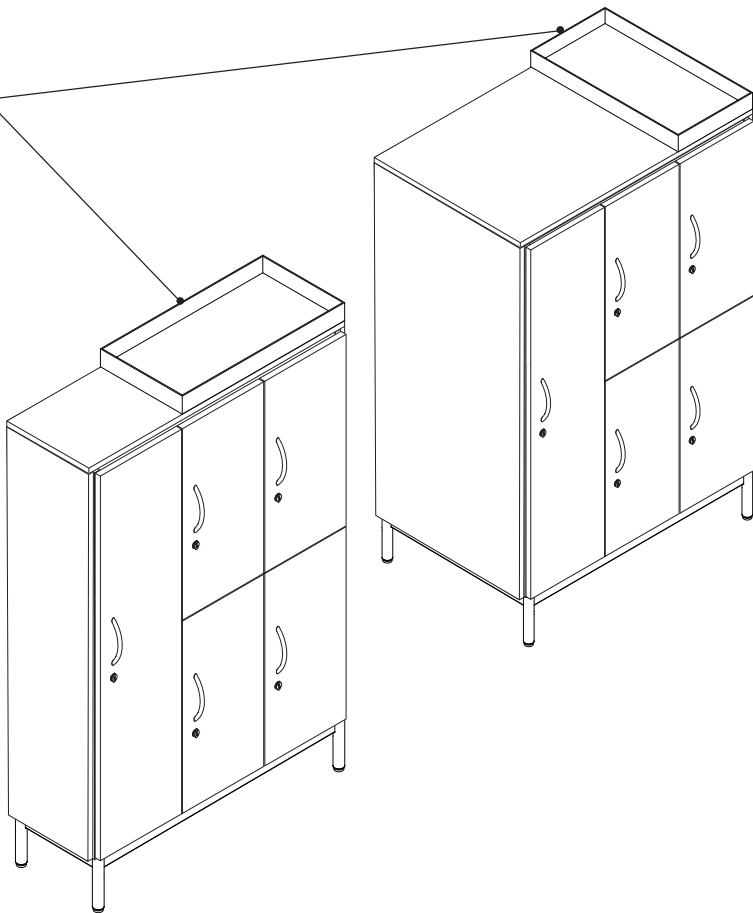
Locker bins

- P635 Heather Navy exterior with P630 Medium Heather Grey interior
- P636 Light Heather Grey exterior with P631 Dark Heather Grey interior

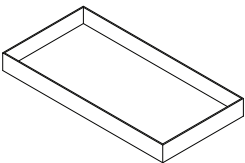
Planter

Planter is a non-watertight plant pot surround fixed to the top of any lockers.

Planter can be placed parallel to fronts of lockers or front to back in back-to-back locker applications.



Product Details



Planter mounts to the top of lockers. Planter is not waterproof. Liners should be used with potted plants.

Surface Materials

Planter
• Paint

Actual Dimensions	
Depth	18.875" or 24"
Width	30" or 36"

WorkValet Surrounds

Surrounds are used to encase lockers providing a seamless, finished construction. Top, back, and end panels are used together to wrap locker application.

► Specifying, page 404

Back panels are 3/4" thick.

Top, back, and side cladding are ordered separately from lockers and from each other.

Top and back panels may be segmented to cover full application.

Top and end panels are 1/2" thick.

Available in High-Pressure Laminate.

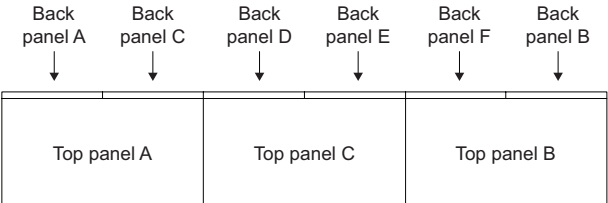
Back and side panels available for leg base applications.

Markerboard finish is available on back panels.

Peg available as an option on back panels with markerboard finish.

Cups, sold in packages of four, hang from the pegs.

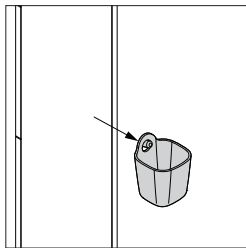
Actual Dimensions			
	Depth	Width	Height
Top Panel	12" – 48"	18" – 84.5" N.A.	
End Panel	12" – 48"	N.A.	38.0625" – 84"
Back Panel	N.A.	9" – 96"	38.0625" – 84"



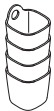
Product Details

Surrounds must be specified using CET SmartTools to ensure correct configuration, fit, and alignment.

Surrounds are sized to the lockers they will be surrounding, meaning the specified dimensions are nominal. The actual dimensions vary slightly and are generated during manufacturing. Nominal sizes are parametric in $\frac{1}{16}$ " increments.



Peg is available as an option when markerboard finish is selected on back panels. Peg is installed at 36" above finished floor and 3 1/2" inboard from outside face of cladding.

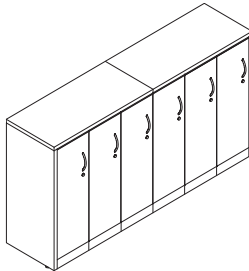


Peg supports Flex cups (**FLXCUP**). Cups are available in two colors, and are sold in sets of four.

► See *Steelcase Flex Collection Specification Guide* for more details.

Grain direction is an option on top panels and end panels. Short grain direction is available for tops that are ≤ 48 "W. End panel grain direction must be vertical when the height is greater than 48".
► See *Specification Guidelines for Directional Fabrics and Grain Direction* on page 444

Application Topics



Multiple panels may be required to cover full application, depending on overall width. When more than one top or back panel is required, the seam on the surround panels must align with a locker seam. Width guidelines for top panels:

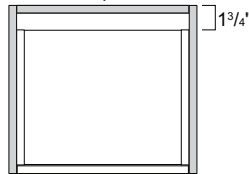
- Width ≤ 84.5 " requires 1 top panel.
- Width > 84.5 " and ≤ 169 " requires 2 top panels.
- Width > 169 " and ≤ 253.5 " requires 3 top panels.

Surrounds can be configured to cover a single locker row, or cover lockers in a back to back application.

Top panels may be specified without end panels or with end panels - left, right, or both.

End panels must be specified when a back panel is specified.

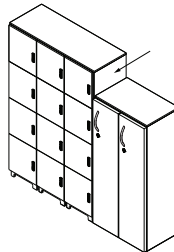
Back panel



Locker

Back panel adds $1\frac{3}{4}$ " to overall planning depth. This gap accommodates the mounting brackets and allows for managing cables if network locking is specified.

► See page 413



Applications with different height lockers and back panels require end panels to be specified for the taller lockers to conceal the gap between the back of the lockers and the back panel.

Surface Materials

Top and end panels

- High-Pressure Laminate
- Open Line laminate

Back panel

- High-Pressure Laminate
- Open Line laminate
- Markerboard

Peg

- 6527 Merle

Interior Configuration Rules

Lockers

	No Coat Hooks and 1 Adjustable Shelf	No Coat Hooks and 2 Adjustable Shelves	Coat Hooks and No Adjustable Shelf	Coat Hooks and 1 Adjustable Shelf	Coat Hooks and 2 Adjustable Shelves	Coat Rod* and No Adjustable Shelves	Personal Shelf and No Adjustable Shelf	Personal Shelf and 1 Adjustable Shelf	Personal Shelf and 2 Adjustable Shelves
--	--------------------------------------	--	------------------------------------	-----------------------------------	-------------------------------------	-------------------------------------	--	---------------------------------------	---

1-Door Single Wide and 2-Door Double Wide

Height of Unit									
38.0625"–44.9375"	•	N.A.	•	•	N.A.	N.A.	•	•	N.A.
45"–47.875"	•	•	•	•	•	N.A.	•	•	•
47.9375"–53.9375"	•	•	•	•	•	•	•	•	•
54"–55.9375"	•	N.A.	•	•	N.A.	N.A.	•	•	•
56"–66.4375"	•	•	•	•	•	N.A.	•	•	•
66.5"–84"	•	•	•	•	•	•	•	•	•

* In order to specify coat rod, depth must equal 24"D for all heights when door is present. Coat rod is available on 18.875"D units when door is removed.

2-Door Single Wide and 4-Door Double Wide

Height of Unit									
38.0625"–43.9375"	N.A.	N.A.	•	N.A.	N.A.	N.A.	•	N.A.	N.A.
44"–71.9375"	•	N.A.	•	•	N.A.	N.A.	•	•	N.A.
72"–83.9375"	•	•	•	•	•	N.A.	•	•	•
84"	•	•	•	•	•	•	•	•	•

* Tip: In order to specify coat rod, depth must equal 24"D for all heights when door is present. Coat rod is available on 18.875"D units when door is removed.

3-Door Single Wide and 6-Door Double Wide

Height of Unit									
44"–51.75"	N.A.	N.A.	•	N.A.	N.A.	N.A.	N.A.	N.A.	N.A.
51.8125"–68.9375"	N.A.	N.A.	•	N.A.	N.A.	N.A.	•	N.A.	N.A.
69"–84"	•	N.A.	•	•	N.A.	N.A.	•	•	N.A.

4-Door Single Wide and 8-Door Double Wide

Height of Unit									
58"–68.1875"	N.A.	N.A.	•	N.A.	N.A.	N.A.	N.A.	N.A.	N.A.
68.25"–84"	N.A.	N.A.	•	N.A.	N.A.	N.A.	•	N.A.	N.A.

5-Door Single Wide and 10-Door Double Wide

Height of Unit									
64"–83.9375"	N.A.	N.A.	•	N.A.	N.A.	N.A.	N.A.	N.A.	N.A.
84"	N.A.	N.A.	•	N.A.	N.A.	N.A.	•	N.A.	N.A.

Lockers with Drawer

	No Coat Hooks and 1 Adjustable Shelf	No Coat Hooks and 2 Adjustable Shelves	Coat Hooks and No Adjustable Shelf	Coat Hooks and 1 Adjustable Shelf	Coat Hooks and 2 Adjustable Shelves	Coat Rod* and No Adjustable Shelves	Personal Shelf and No Adjustable Shelf	Personal Shelf and 1 Adjustable Shelf	Personal Shelf and 2 Adjustable Shelves
1-Door Single Wide and 2-Door Double Wide									
Height of Unit									
38.0625"–43.6875"	N.A.	N.A.	•	N.A.	N.A.	N.A.	•	N.A.	N.A.
43.75"–55.6875"	•	N.A.	•	•	N.A.	N.A.	•	•	N.A.
55.75"–66.4375"	•	•	•	•	•	N.A.	•	•	•
66.5"–67.4375"	•	•	•	•	•	•	•	•	•
67.5"–71.9375"	•	•	•	•	•	N.A.	•	•	•
72"–84"	•	•	•	•	•	•	•	•	•

* In order to specify coat rod, depth must equal 24"D for all heights when door is present. Coat rod is available on 18.875"D units when door is removed.

2-Door Single Wide and 4-Door Double Wide

Height of Unit									
38.0625"–50.9375"	N.A.	N.A.	•	N.A.	N.A.	N.A.	N.A.	N.A.	N.A.
51"–68.9375"	N.A.	N.A.	•	N.A.	N.A.	N.A.	•	N.A.	N.A.
69"–84"	•	N.A.	•	•	N.A.	N.A.	•	•	N.A.

3-Door Single Wide and 6-Door Double Wide

Height of Unit									
54.125"–66.9375"	N.A.	N.A.	•	N.A.	N.A.	N.A.	N.A.	N.A.	N.A.
67"–84"	N.A.	N.A.	•	N.A.	N.A.	N.A.	•	N.A.	N.A.

4-Door Single Wide and 8-Door Double Wide

Height of Unit									
66"–81.9375"	N.A.	N.A.	•	N.A.	N.A.	N.A.	N.A.	N.A.	N.A.
82"–84"	N.A.	N.A.	•	N.A.	N.A.	N.A.	•	N.A.	N.A.

Lockers with Open Shelf

	No Coat Hooks and 1 Adjustable Shelf	No Coat Hooks and 2 Adjustable Shelves	Coat Hooks and No Adjustable Shelf	Coat Hooks and 1 Adjustable Shelf	Coat Hooks and 2 Adjustable Shelves	Coat Rod* and No Adjustable Shelves	Personal Shelf and No Adjustable Shelf	Personal Shelf and 1 Adjustable Shelf	Personal Shelf and 2 Adjustable Shelves
--	--------------------------------------	--	------------------------------------	-----------------------------------	-------------------------------------	-------------------------------------	--	---------------------------------------	---

2-Door Double Wide

Height of Unit									
38.0625"–45.6875"	N.A.	N.A.	•	N.A.	N.A.	N.A.	•	N.A.	N.A.
45.75"–57.6875"	•	N.A.	•	•	N.A.	N.A.	•	•	N.A.
57.75"–66.4375"	•	•	•	•	•	N.A.	•	•	•
66.5"–69.9375"	•	•	•	•	•	•	•	•	•
70"–81.9375"	•	•	•	•	•	N.A.	•	•	•
82"–84"	•	•	•	•	•	•	•	•	•

* In order to specify coat rod, depth must equal 24"D for all heights when door is present. Coat rod is available on 18.875"D units when door is removed.

4-Door Double Wide

Height of Unit									
44"–52.9375"	N.A.	N.A.	•	N.A.	N.A.	N.A.	N.A.	N.A.	N.A.
53"–70.9375"	N.A.	N.A.	•	N.A.	N.A.	N.A.	•	N.A.	N.A.
71"–84"	•	N.A.	•	•	N.A.	N.A.	•	•	N.A.

6-Door Double Wide

Height of Unit									
56"–68.9375"	N.A.	N.A.	•	N.A.	N.A.	N.A.	N.A.	N.A.	N.A.
69"–84"	N.A.	N.A.	•	N.A.	N.A.	N.A.	•	N.A.	N.A.

8-Door Double Wide

Height of Unit									
68"–84"	N.A.	N.A.	•	N.A.	N.A.	N.A.	N.A.	N.A.	N.A.

Lockers on Leg Base

	No Coat Hooks and 1 Adjustable Shelf	No Coat Hooks and 2 Adjustable Shelves	Coat Hooks and No Adjustable Shelf	Coat Hooks and 1 Adjustable Shelf	Coat Hooks and 2 Adjustable Shelves	Coat Rod* and No Adjustable Shelves	Personal Shelf and No Adjustable Shelf	Personal Shelf and 1 Adjustable Shelf	Personal Shelf and 2 Adjustable Shelves
--	--------------------------------------	--	------------------------------------	-----------------------------------	-------------------------------------	-------------------------------------	--	---------------------------------------	---

1-Door Single Wide and 2-Door Double Wide

Height of Unit									
38.0625"-52.4375"	•	N.A.	•	•	N.A.	N.A.	•	•	N.A.
52.5"-54.0625"	•	•	•	•	•	N.A.	•	•	•
54.125"-84"	•	•	•	•	•	•	•	•	•

* In order to specify coat rod, depth must equal 24"D for all heights when door is present. Coat rod is available on 18.875"D units when door is removed.

2-Door Single Wide and 4-Door Double Wide

Height of Unit									
38.0625"-39.9375"	N.A.	N.A.	•	N.A.	N.A.	N.A.	N.A.	N.A.	N.A.
40"-58.9375"	N.A.	N.A.	•	N.A.	N.A.	N.A.	•	N.A.	N.A.
59"-82.9375"	•	N.A.	•	•	N.A.	N.A.	•	•	N.A.
83"-84"	•	•	•	•	•	N.A.	•	•	•

3-Door Single Wide and 6-Door Double Wide

Height of Unit									
45"-57.4375"	N.A.	N.A.	•	N.A.	N.A.	N.A.	N.A.	N.A.	N.A.
57.5"-84"	N.A.	N.A.	•	N.A.	N.A.	N.A.	•	N.A.	N.A.

4-Door Single Wide and 8-Door Double Wide

Height of Unit									
58"-73.4375"	N.A.	N.A.	•	N.A.	N.A.	N.A.	N.A.	N.A.	N.A.
73.5"-84"	N.A.	N.A.	•	N.A.	N.A.	N.A.	•	N.A.	N.A.

5-Door Single Wide and 10-Door Double Wide

Height of Unit									
70"-84"	N.A.	N.A.	•	N.A.	N.A.	N.A.	N.A.	N.A.	N.A.

Lockers with Drawer on Leg Base

	No Coat Hooks and 1 Adjustable Shelf	No Coat Hooks and 2 Adjustable Shelves	Coat Hooks and No Adjustable Shelf	Coat Hooks and 1 Adjustable Shelf	Coat Hooks and 2 Adjustable Shelves	Coat Rod* and No Adjustable Shelves	Personal Shelf and No Adjustable Shelf	Personal Shelf and 1 Adjustable Shelf	Personal Shelf and 2 Adjustable Shelves
--	--------------------------------------	--	------------------------------------	-----------------------------------	-------------------------------------	-------------------------------------	--	---------------------------------------	---

1-Door Single Wide and 2-Door Double Wide

Height of Unit									
38.0625"–47.4375"	N.A.	N.A.	•	N.A.	N.A.	N.A.	•	N.A.	N.A.
47.5"–66.4375"	•	N.A.	•	•	N.A.	N.A.	•	•	N.A.
66.5"–84"	•	•	•	•	•	•	•	•	•

* In order to specify coat rod, depth must equal 24"D for all heights when door is present. Coat rod is available on 18.875"D units when door is removed.

2-Door Single Wide and 4-Door Double Wide

Height of Unit									
46.25"–54.9375"	N.A.	N.A.	•	N.A.	N.A.	N.A.	N.A.	N.A.	N.A.
55"–72.9375"	N.A.	N.A.	•	N.A.	N.A.	N.A.	•	N.A.	N.A.
73"–84"	•	N.A.	•	•	N.A.	N.A.	•	•	N.A.

3-Door Single Wide and 6-Door Double Wide

Height of Unit									
58.5"–70.9375"	N.A.	N.A.	•	N.A.	N.A.	N.A.	N.A.	N.A.	N.A.
71"–84"	N.A.	N.A.	•	N.A.	N.A.	N.A.	•	N.A.	N.A.

4-Door Single Wide and 8-Door Double Wide

Height of Unit									
70.5"–84"	N.A.	N.A.	•	N.A.	N.A.	N.A.	N.A.	N.A.	N.A.

Lockers with Open Shelf on Leg Base

	No Coat Hooks and 1 Adjustable Shelf	No Coat Hooks and 2 Adjustable Shelves	Coat Hooks and No Adjustable Shelf	Coat Hooks and 1 Adjustable Shelf	Coat Hooks and 2 Adjustable Shelves	Coat Rod* and No Adjustable Shelves	Personal Shelf and No Adjustable Shelf	Personal Shelf and 1 Adjustable Shelf	Personal Shelf and 2 Adjustable Shelves
2-Door Double Wide									
Height of Unit									
38.0625"–40.9375"	N.A.	N.A.	•	N.A.	N.A.	N.A.	N.A.	N.A.	N.A.
41"–49.9375"	N.A.	N.A.	•	N.A.	N.A.	N.A.	•	N.A.	N.A.
50"–66.4375"	•	N.A.	•	•	N.A.	N.A.	•	•	N.A.
66.5"–68.9375"	•	N.A.	•	•	N.A.	•	•	•	N.A.
69"–84"	•	•	•	•	•	•	•	•	•

* In order to specify coat rod, depth must equal 24"D for all heights when door is present. Coat rod is available on 18.875"D units when door is removed.

4-Door Double Wide

Height of Unit									
49"–57.4375"	N.A.	N.A.	•	N.A.	N.A.	N.A.	N.A.	N.A.	N.A.
57.5"–75.4375"	N.A.	N.A.	•	N.A.	N.A.	N.A.	•	N.A.	N.A.
75.5"–84"	•	N.A.	•	•	N.A.	N.A.	•	•	N.A.

6-Door Double Wide

Height of Unit									
61.0625"–73.4375"	N.A.	N.A.	•	N.A.	N.A.	N.A.	N.A.	N.A.	N.A.
73.5"–84"	N.A.	N.A.	•	N.A.	N.A.	N.A.	•	N.A.	N.A.

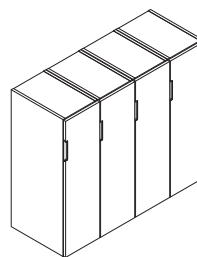
Stability Guidelines

Single Run of Lockers

Individual single- or double-wide lockers cannot stand alone. If not secured to the building structure, the minimum locker numbers that need to be ganged depend on depth, height, and width, and are shown in the table below.

If locker widths vary in the application, rules for the narrowest width applies. A double wide locker counts as two lockers.

Locker Depth (inches)	Locker Height (inches)	Locker Width (inches)	Minimum Locker Number
18 ≤ D ≤ 24	≤ 70	any	3
	> 70	≥ 15	4
		< 15	6
16 ≤ D < 18	≤ 57	any	3
	> 57	≥ 15	6
		12 ≤ W < 15	7
		9 ≤ W < 12	8
12 ≤ D < 16	any	18 ≤ W ≤ 24	13
		15 ≤ W < 18	15
		12 ≤ W < 15	17
		9 ≤ W < 12	19

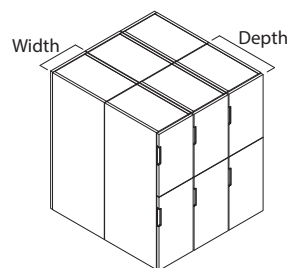


Back-to-Back Lockers

Individual lockers cannot stand alone. If not secured to the building structure, the minimum locker numbers that need to be ganged depend on width and are shown in the table below.

If locker depths are different on both sides, then the rules for the shallower depth applies. A double-wide locker counts as two lockers. These guidelines apply to all locker heights (38.0625"–84").

Depth	Locker Width	Minimum Locker Number side-to-side
Any	≥ 12"	2
	< 12"	3



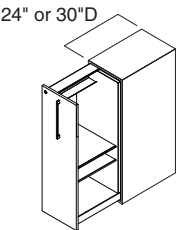
Understanding High-Density Storage Products

	
Statement of Line	156

	
High-Density Storage	158
High-Density Storage—Value Package	160

Statement of Line

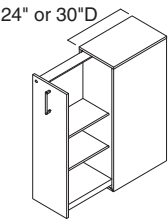
High-Density Storage Products



Understanding
▶ Page 158
Specifying
▶ Page 418

High-Density Storage

	12"W	15"W
42"H	●	●
48"H	●	●



Understanding
▶ Page 160
Specifying
▶ Page 422

High-Density Storage—Value Package

	12"W	15"W
42"H	●	●
48"H	●	●



High-Density
Storage

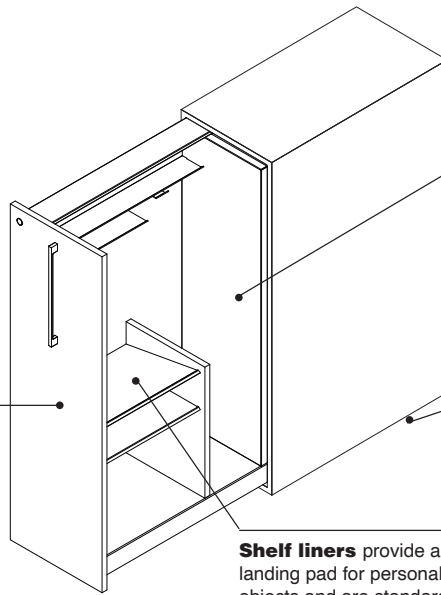
High-Density Storage

High-density storage is a personal storage product that provides ample organizational space with the added benefit of extendable privacy. Two configurations are available, shelf and bag drop. Resident workers are supported with room for their piles, files, and supplies to support their work flow in the high-density storage with shelf versions. Mobile workers have temporary storage and ease of access for all their belongings in the high-density storage with bag drop versions.

► Specifying, page 418

Front is available in laminate or veneer.

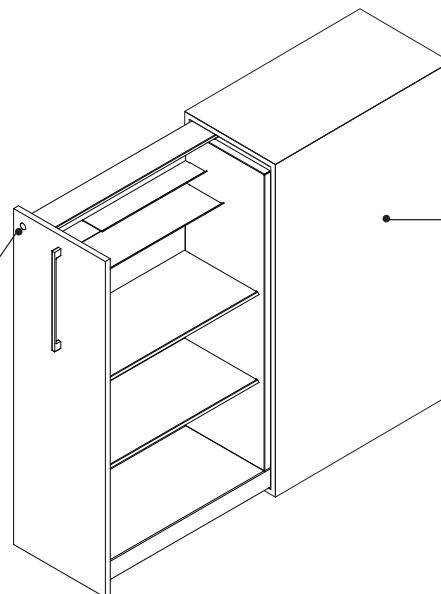
Contrasting front is available as an option.



Coat closet, available as an option, is 7"W on 24"D units and 8"W on 30"D units and standard with two coat hooks.

Leveling glides adjust to install case on uneven floors and have a ½" adjustable range.

Shelf liners provide a soft landing pad for personal objects and are standard in the bag drop configuration.



Locks are standard on door. Locks are standard factory-installed, keyed random.
► Lock and Keying, page 450

Case is available in laminate or veneer.

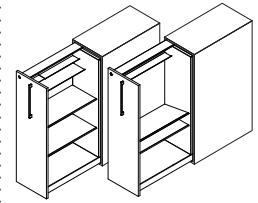
Actual Dimensions

Depth 24" and 30"

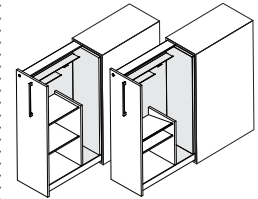
Width 12" and 15"

Height 42" and 48"

Product Details

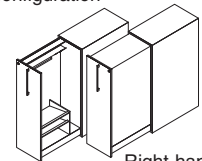


Two configurations are available on the 15"W version, the shelf configuration or the bag drop configuration. Only the shelf configuration is available on the 12"W version.



Coat closet is available as an option.

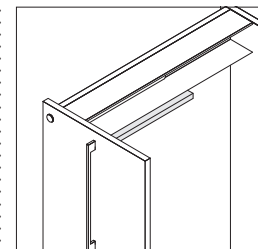
Left-hand configuration



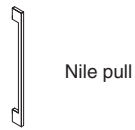
Right-hand configuration

Left-hand and right-hand configurations are available.

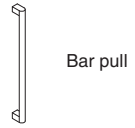
Mirrors are standard in all cases.



Light is available as an option on the bag drop configuration only.



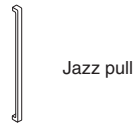
Nile pull



Bar pull

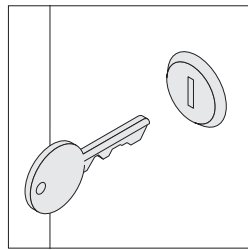


Contemporary pull



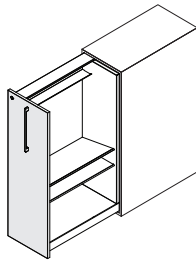
Jazz pull

Pull on high-density storage defaults with a Nile pull. Bar, contemporary, and jazz pull are available as an option.



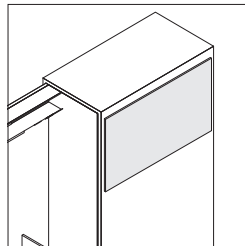
Locks are available factory- or field-installed. Factory-installed locks are standard and available keyed random only. Optional field-installed locks are available with consecutive, specific, and random keying options. Master-keyed locks are also available. Field-installed lock cylinders must be specified separately.

► *Lock and Keying*, page 450



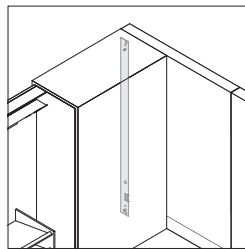
Contrasting fronts and horizontal grain direction are available options for laminate front/laminate case, veneer front/laminate case, or laminate front/veneer case.

Application Topics

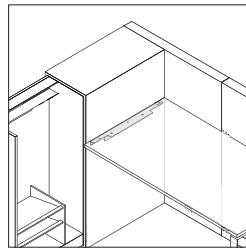


Magnetic boards, available as an option, are fabric-wrapped steel providing a place for visual display. The size of the magnetic board is determined by high-density case height and depth. Magnetic boards are field installed.

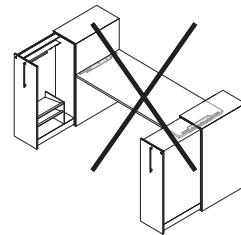
Tip: Magnetic board is not available on 12"W unit.



Panel connector bracket is available to connect to an Answer panel. Connector bracket provides added stability to panels and eliminates the need for return panels.



Worksurface support bracket can be used to mount a worksurface off one side of the high-density storage eliminating the need for other worksurface supports such as legs or end supports next to the case.



Worksurface support bracket can be used to support one side of a worksurface only.

Surface Materials

Case, including front

- Laminate
- Veneer

Case interior and worksurface support bracket

- Paint

Shelf

- 7360 Merle

Contemporary, jazz, and bar pulls

- 0835 Black
- 9201 Polished Chrome
- 9211 Nickel
- 9212 Silver

Nile pulls

- 0835 Black
- 4799 Platinum Metallic
- 7280 Smooth Bronze
- 9201 Polished Chrome
- 9211 Nickel

Magnetic board

- Cogent: Connect
- Billiard Multi-Use by DesignTex

Panel connector bracket

- 0835 Black

Lock

- 9201 Polished Chrome
- 9250 Ember Chrome (option)

Application Topics

Storage Capacities and Dimensions

► Page 456

Counterweight Requirements for Storage Products

► Pages 7–13

Shipping

High-density storage is normally shipped in heavy-duty, recyclable stretch wrap to reduce the amount of corrugated board needed.

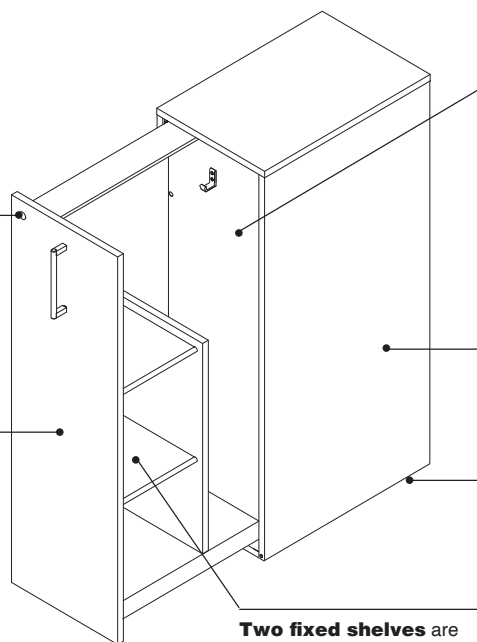
High-Density Storage—Value Package

The high-density storage value package is a simplified configuration of high-density storage that solves organizational needs at a lower pricepoint. It is available with a laminate case with steel interior and limited specification options.
 ▶ Specifying, page 422

Locks are standard on door. Locks are standard factory-installed, keyed random.
 ▶ *Lock and Keying*, page 450

Front is laminate.

Contrasting front is available as an option.



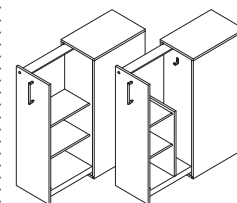
Coat closet, available as an option, attaches to inside panel.

Case is available in laminate.

Leveling glides adjust to install case on uneven floors and have a ½" adjustable range.

Two fixed shelves are standard.

Product Details



Coat closet is available as an option.
Tip: Coat hook is unique to the value package and will be visually different than in high-density storage.

Left-hand and right-hand configurations are available.

Value package does not include mirror, lock cover, or upper shelves found in high-density storage units.



Nile pull



Bar pull



Contemporary pull



Jazz pull

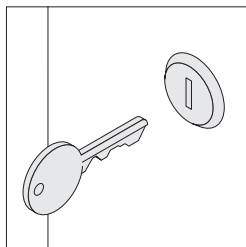
Pull on high-density storage defaults with a Nile pull. Bar, contemporary, and jazz pull are available as an option.

Actual Dimensions

Depth 24" and 30"

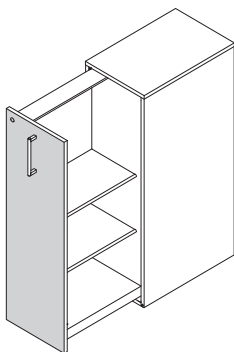
Width 12" and 15"

Height 42" and 48"



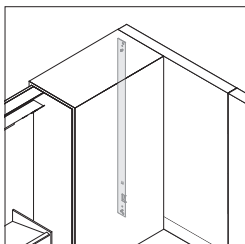
Locks are available factory- or field-installed. Factory-installed locks are standard and available keyed random only. Optional field-installed locks are available with consecutive, specific, and random keying options. Master-keyed locks are also available. Field-installed lock cylinders must be specified separately.

► **Lock and Keying**, page 450

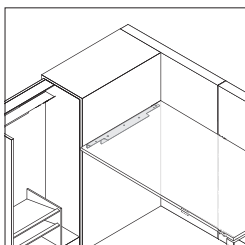


Contrasting fronts and horizontal grain direction are available options.

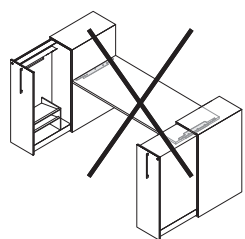
Application Topics



Panel connector bracket is available to connect to an Answer panel. Connector bracket provides added stability to panels and eliminates the need for return panels.



Worksurface support bracket can be used to mount a worksurface off one side of the high-density storage eliminating the need for other worksurface supports such as legs or end supports next to the case.



Worksurface support bracket can be used to support one side of a work surface only.

Surface Materials

Case, including front

- Laminate

Case interior and worksurface support bracket

- Paint

Shelf

- 7360 Merle

Contemporary, jazz, and bar pulls

- 0835 Black
- 9201 Polished Chrome
- 9211 Nickel
- 9212 Silver

Nile pulls

- 0835 Black
- 4799 Platinum Metallic
- 7280 Smooth Bronze
- 9201 Polished Chrome
- 9211 Nickel

Panel connector bracket

- 0835 Black

Lock

- 9201 Polished Chrome
- 9250 Ember Chrome (option)

Application Topics

Storage Capacities and Dimensions

► Page 456

Counterweight Requirements for Storage Products

► Pages 7–13

Shipping

High-density storage is normally shipped in heavy-duty, recyclable stretch wrap to reduce the amount of corrugated board needed.

Understanding Lighting



Statement of Line and Comparison

164

Product Details

Shelf Lights 168**LED Shelf Lights 172****LED Linear Shelf Lights 174**

Application Topics

Daisy Chaining 177

Related Products

Vertical Wire Manager 178

Underwriters Laboratory (UL) and Canadian Standards Association (CSA) listed. These lights have been designed to meet U.S. and Canadian national electrical and energy codes and most local building codes. Local electrical codes vary, so you should consult a qualified electrical contractor or engineer for proper installation of all electrical equipment.

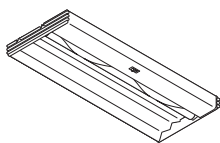
Statement of Line and Comparison

Shelf lights mount into the recessed bottom of storage shelves and bins to illuminate the worksurface. Four types of shelf lights are available to control the quality of light for specific applications. Each type is compatible with Steelcase systems furniture.

Shelf Lights

Storage-Mounted Lights

Standard Shelf Light

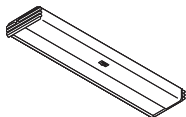


Mounting Options	<ul style="list-style-type: none"> • Universal mounting package (standard) • Flush mount • Competitive mounting package
	Understanding ▶ Page 168 Specifying ▶ Page 426
Depth	9¼"
Width	25", 37", or 49"
Lamp	• T8 Fluorescent
Watts/Lumens/Efficacy	25"W – 17 Watts/ 1343 Lumens/ 79 Efficacy 37"W – 25 Watts/ 2150 Lumens/ 86 Efficacy 49"W – 32 Watts/ 2899 Lumens/ 90.6 Efficacy
Color Temperature	3500K
Description	The right choice for the majority of people in today's workplace who switch frequently from task to task throughout the day.
Optics	Faceted, white reflector Contrast sleeve that can be manually rotated to vary light
Ballasts	<ul style="list-style-type: none"> • Electronic ballast • High power factor ballast
Electronic Dimmer	• Not available
Lens Options	• None
Average Rated Lamp Life	• 20,000 hours
Warranty	<ul style="list-style-type: none"> • Ballast - 5 years • Fixture - 12 years

Shelf lights offer end users added control and adjustability to place the proper amount of shelf lighting to create a holistic work setting. Ideally suited for recessed mount applications to bottom of bin or shelf.

Shelf Lights

Bottomline Light



Mounting	<ul style="list-style-type: none"> Standard includes universal spring bracket for recessed mount or screw-in for flush mount (tool free clips for New York applications).
	Understanding ▶ Page 170 Specifying ▶ Page 428
Depth	1/2"
Width	23 1/4", 35", or 46 3/4"
Height	1 1/4"
Weight	4.02 lb, 4.95 lb, or 6.9 lb
Lamp	<ul style="list-style-type: none"> T5 Fluorescent
Watts/Lumens/Efficacy	23 1/4"W – 14 Watts/ 1275 Lumens/ 91 Efficacy 35"W – 21 Watts/ 2000 Lumens/ 95 Efficacy 46 3/4"W – 28 Watts/ 2697 Lumens/ 96 Efficacy
Color Temperature	3500K
Description	Designed to be environmentally friendly providing 15% more light with an even distribution of light on the worksurface. Ideally suited for recessed mount applications to bottom of bin or shelf.
Finish Options	<ul style="list-style-type: none"> Paint: Black (0835) or Pewter (7018)
Optics	<ul style="list-style-type: none"> Mylar reflector with batwing lens
Ballasts	<ul style="list-style-type: none"> Energy saving electronic ballast
Electronic Dimmer	<ul style="list-style-type: none"> Not available
Average Rated Lamp Life	<ul style="list-style-type: none"> 120,000 hrs.
Warranty	<ul style="list-style-type: none"> Ballast - 5 years Fixture - 12 years

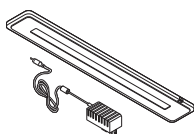
Statement of Line and Comparison, continued

Shelf lights offer end users added control and adjustability to place the proper amount of shelf lighting to create a holistic work setting. Ideally suited for recessed mount applications to bottom of bin or shelf.

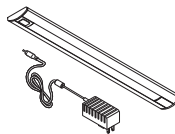
Shelf Lights

Storage-Mounted Lights

LED Shelf Light



LED Linear Shelf Lights



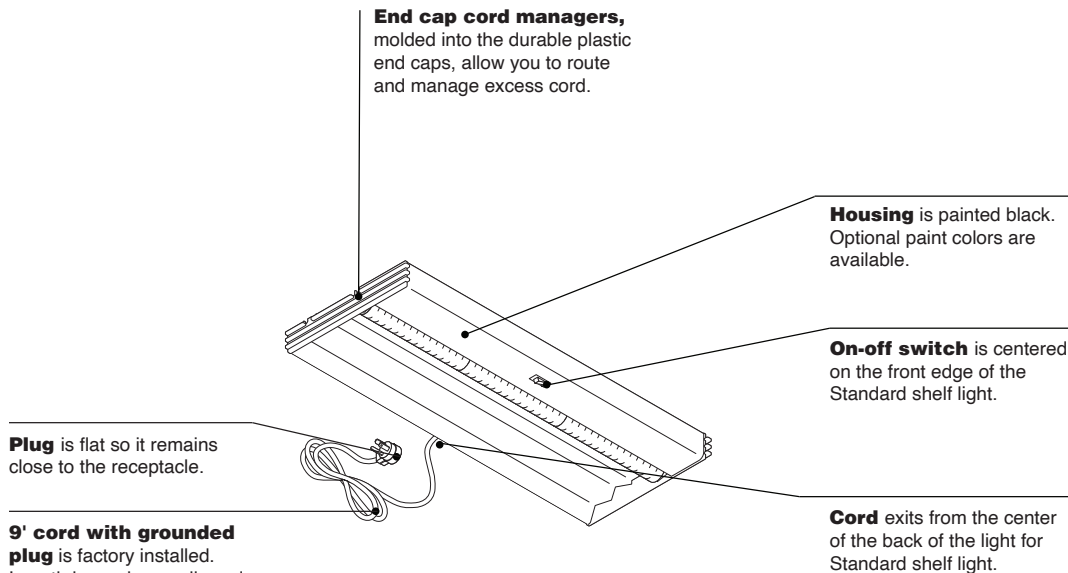
Mounting	<ul style="list-style-type: none">Standard includes magnetic mount for steel bins and shelves. Optional fastener kit for wood shelves are available.	<ul style="list-style-type: none">Standard includes magnetic mount for steel bins and shelves. Each light length comes with set quantity of mounting brackets for both steel and wood applications.				
	<ul style="list-style-type: none">Understanding<ul style="list-style-type: none">▶ Page 172Specifying<ul style="list-style-type: none">▶ Page 429	<ul style="list-style-type: none">Understanding<ul style="list-style-type: none">▶ Page 174Specifying<ul style="list-style-type: none">▶ Page 430				
Depth	2½"	2"				
Width	18"	17", 31", 44", or 58"				
Number of LEDs	<ul style="list-style-type: none">102 LEDs	17"W 24 47	31"W 48 94	44"W 72 141	58"W 96 188	Standard Output LEDs High Output LEDs
Watts/Lumens/Efficacy	9.6 Watts/ 522 Lumens/ 54 Efficacy	17"W 7.8 444 57	31"W 17.6 980 55.6	44"W 25.9 1412 54.5	58"W 33.6 1791 53.3	Standard Output Watts Lumens Efficacy
		17"W 10.9 744 68	31"W 23.4 1590 68	44"W 34.3 2290 67	58"W 43.5 2807 64.5	High Output Watts Lumens Efficacy
Color Rendering Index	94	84				
Color Temperature	3500K	3500K				
Description	An environmentally-friendly light that consumes only 11 watts of power, contains no harmful metals (mercury), and has a useful life of over 50,000 hours. Ideally suited for recessed mount applications to bottom of bin or shelf.	With its low profile and available four widths, the LED linear light will fit in a variety of shelving and overhead storage applications. Beneficial features of this fixture include: energy efficient LEDs, continuous dimming, automatic turn off after 10 hours, and optional occupancy sensor.				
Finish Options	<ul style="list-style-type: none">Bottom surface clear anodized aluminum only. Plastic cover Arctic White (6009) or Black (6000).	<ul style="list-style-type: none">4231 Arctic White body with Arctic White (6009) end caps or 0835 Black body with Black (6000) end caps.				
Optics	<ul style="list-style-type: none">Polycarbonate matte film	<ul style="list-style-type: none">Polycarbonate matte film				
Ballasts	<ul style="list-style-type: none">Energy saving low-voltage power supply	<ul style="list-style-type: none">Energy saving low-voltage power supply				
Electronic Dimmer	<ul style="list-style-type: none">Standard on all lights	<ul style="list-style-type: none">Standard on all lights				
Average Rated Lamp Life	<ul style="list-style-type: none">50,000 hrs.	<ul style="list-style-type: none">50,000 hrs.				
Warranty	<ul style="list-style-type: none">Power supply - 5 yearsFixture - 12 years	<ul style="list-style-type: none">Power supply - 5 yearsFixture - 12 years				



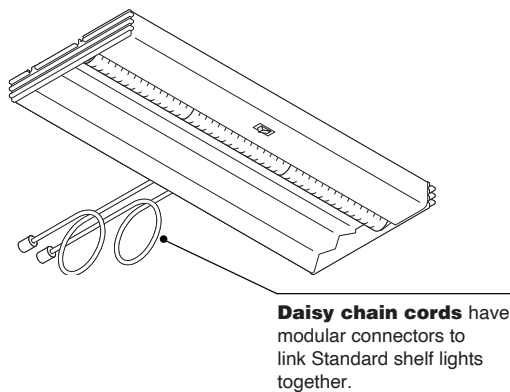
Shelf Lights

Standard

► Specifying, page 426



9' cord with grounded plug is factory installed. Length is maximum allowed by U.S. National Electrical Code. Cord with circuit breaker is available to meet the requirements of the Chicago code.



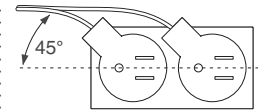
Actual Dimensions

Standard

Depth	9 1/4" (235 mm)
Width	24 5/8", 36 5/8", or 48 5/8" (625 mm, 930 mm, or 1235 mm)
Height	1 3/4" (44 mm)

Product Details

Shelf light includes the lamp, ballast, and either a 9' cord with three-prong plug or daisy-chain cords.

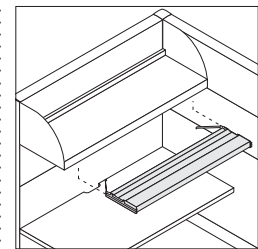


Plug configuration allows two Standard shelf lights to engage adjacent outlets in one receptacle.

Energy-saving T8 lamps have triphosphor coating for balanced color and pleasing light.

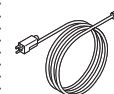
Connections

Shelf light mounts recessed or flush depending on design of overhead storage bin or shelf. Installation is done in the field.



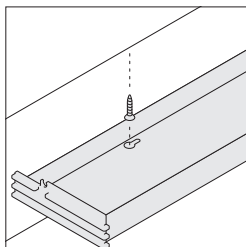
Universal bracket allows shelf light to be installed without tools under most metal overhead storage bins and shelves.

Specify LED shelf light or LED linear shelf light for use under 24" wide bins. Standard and Bottomline 24" wide lights do not fit under 24" wide bins.



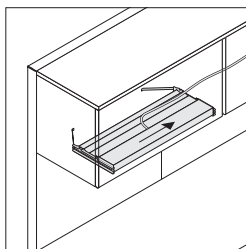
Daisy chain starter cord must be ordered separately when used with Standard shelf lights in a daisy chain application.

Width	Lamp width	Lamp wattage	Replacement lamps
24 $\frac{5}{8}$ "	24"	17 watts	F17T8-TL735
36 $\frac{5}{8}$ "	36"	25 watts	F25T8-TL735
48 $\frac{5}{8}$ "	48"	32 watts	F32T8-TL735



Keyhole slots in housing of fixture allow shelf light to be mounted beneath wood or laminate overhead storage bins and shelves using screws provided. Keyhole slots are also used to mount lights to overhead storage bins and shelves manufactured prior to August 1991.

Standard shelf competitive mounting package provides attachment hardware to mount Steelcase shelf lights on all major competitive furniture lines. Package includes screws and installation instructions.



Shelf light can be mounted anywhere from side to side beneath over-head storage bin or shelf. The cord length is the only limitation.

Wiring & Cabling

Power drawn is approximately $\frac{1}{2}$ amp.

Daisy chaining permits interconnecting up to six Standard shelf lights from a single power outlet.
► Page 177

Starter cord for Standard powers first light in a daisy chain and allows you to convert any daisy chain light for independent operation.

Electronic high-power-factor ballast that is roughly 45% more efficient than a normal-power-factor ballast is available on Standard.

Surface Materials

Housing

- Black paint (standard)
- Paint colors (option)

Reflector

- White

Cord

- Black plastic only

End cap cord manager

- Black plastic only

Photometric Data

Standard

Initial horizontal footcandles for LSM24K
Worksurface rear

3"	88	85	78	67	55	42	31	22
6"	93	90	82	70	57	43	31	23
9"	91	88	81	69	56	41	30	21
12"	82	80	72	62	50	38	28	20
15"	69	67	61	53	43	33	24	18
18"	56	55	49	43	36	28	21	16
21"	41	40	37	32	27	22	17	13
24"	29	28	26	23	19	16	13	10
27"	19	19	18	16	14	12	10	8
30"	13	13	12	11	10	9	7	6
CL	3"	6"	9"	12"	15"	18"	21"	

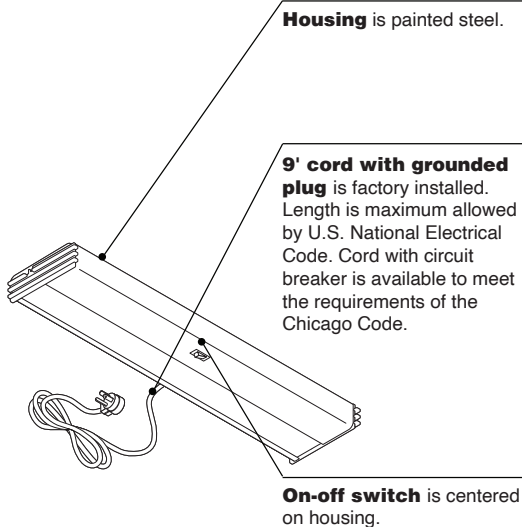
Worksurface front

Shelf Lights

Bottomline

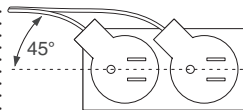
► Specifying, page 428

Bottomline



Product Details

Shelf light includes the lamp, ballast, and either a 9' cord with a three-prong plug or a Chicago plug.



Plug configuration allows two task lights to engage adjacent outlets in one receptacle.

Optics: **Bottomline** includes a batwing lens with mylar reflector that provides low glare and broad distribution of light.

Connections

Shelf light mounts recessed or flush depending on the design of the overhead storage bin or shelf. Standard with universal spring brackets for recessed mount or screw-in for flush mount.

Specify LED shelf light or LED linear shelf light for use under 24" wide bins. Standard and Bottomline 24" wide lights do not fit under 24" wide bins.

Width	Lamp width	Lamp wattage	Replacement lamps
24"	23.3"	14 watts	F14T5-835
36"	35.1"	21 watts	F21T5-835
48"	46.8"	28 watts	F28T5-835

Lamp life of a fluorescent lamp that turns on and off once a day will last longer than a lamp that turns on and off many times a day. Environmental effects can shorten the life of a lamp, such as: moisture or higher humidity, higher or colder than normal temperatures, excessive vibration, and power surges.

Tip: If the light begins to flicker, or shuts down immediately, the sensor is indicating the lamp is at the end of its life and needs to be replaced.

Wiring & Cabling

Power drawn is approximately 1/2 amp.

Daisy chaining is only available on Bottomline shelf lights.

Daisy chaining on Bottomline permits interconnecting up to six shelf lights from a single power outlet.

► Page 177

Daisy chaining on Bottomline allows for independent operation of lights.

Electronic ballast is more energy efficient than T8 electronic ballasts.

Surface Materials

Housing

- Paint
- 0835 Black
- 7018 Pewter

Reflector

- Mylar reflector with batwing lens - flat acrylic diffuser

Cord

- Black plastic only

End caps

- Molded to match housing

Actual Dimensions

Depth	4 1/2"
Width	23 1/4", 35", 46 3/4"
Height	1 1/4"
Weight	4.02 lb, 4.95 lb, 6.9 lb

Photometric Data**Bottomline**Initial horizontal footcandles for L52FT
Worksurface rear

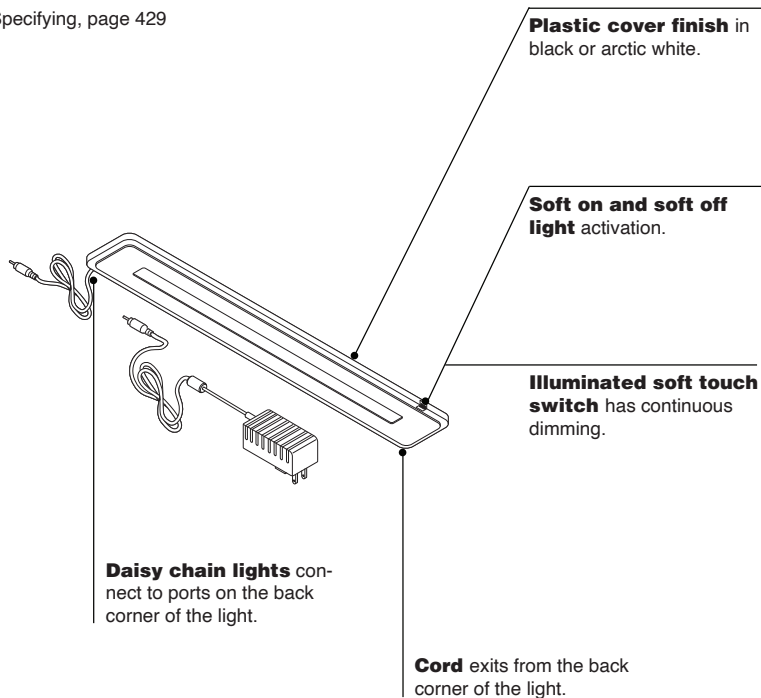
3"	52	49	43	37	28	20	15	10
6"	77	72	63	52	39	29	20	14
9"	98	93	80	66	50	36	26	17
12"	114	107	94	77	58	42	30	20
15"	124	117	104	85	63	47	33	22
18"	119	112	99	81	63	46	32	22
21"	98	92	81	68	52	39	28	19
24"	70	68	61	51	40	30	22	16
27"	47	44	40	34	27	22	16	12
30"	29	27	25	23	18	15	12	9

CL 3" 6" 9" 12" 15" 18" 21"

Worksurface front

LED Shelf Lights

► Specifying, page 429



Actual Dimensions

Depth 2⁵/₈"

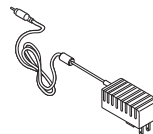
Width 18¹/₈"

Height 1/2"


- Power Supply 18 Watt Cord
 - 9' with two prong driver plug
- Power Supply 60 Watt Cord Set (11')
 - Line voltage cord: 6'
 - Low voltage cord: 5'

Product Details

Shelf light includes the lamp and power supply with cord set. Daisy chain primary light includes lamp and larger power supply to support up to three lights. Daisy chain secondary light includes lamp and daisy chain cord set.



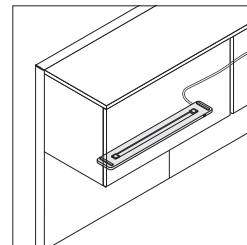
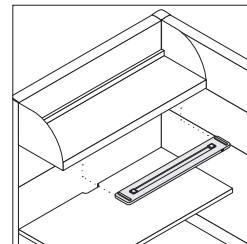
An 18 watt power supply, is used on the LED standard light; it is 9' long with a two prong driver plug. *Tip: Energy saving mini-LEDs greatly reduce power use.*



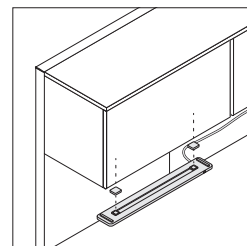
Power supply for LED daisy chain starter light uses an 11' 60 watt modular cord with standard two prong plug, an integrated low voltage cord, and a connector to attach to light.

Connections

Shelf light mounts recessed or flush depending on design of overhead storage bin or shelf. Installation is done in the field.



Magnetic mounting allows shelf light to be installed without tools under most metal overhead storage bins and shelves. This mounting allows the light to be mounted to most competitive steel bins and shelves.



Optional fastener kit allows shelf light to be mounted to wood shelves.

Specify LED shelf light or LED linear shelf light for use under 24" wide bins. Standard and Bottomline 24" wide lights do not fit under 24" wide bins.

Wiring & Cabling

Shelf light includes the lamp and power supply with cord set. Daisy chain starter light includes lamp and larger power supply to support up to three lights. Daisy chain secondary light includes lamp and daisy chain cord set.

Power supply for LED daisy chain starter light

uses a 60 watt modular cord with standard two prong plug, an integrated low voltage cord, and a connector to attach to light. An 18 watt power supply is used on the LED standard light, it is 9' long with a two prong driver plug.

Tip: Daisy chain starter light comes with a 60 watt power supply to support up to three lights. Daisy chain secondary lights do not come with a power supply, but instead come with a daisy chain cord set.

Surface Materials

Housing

- 6000 Black
- 6009 Arctic White

Reflector

- Clear anodized aluminum only

Cord

- Black plastic only

Photometric Data

LED Shelf Light

Initial horizontal footcandles for LSL18
Worksurface rear

12"	16	22	29	36	42	47	48	46	40	34	27	20	15
9"	20	28	38	49	59	66	67	64	56	46	35	26	19
6"	24	35	48	62	76	85	87	83	72	58	44	31	22
3"	27	39	55	72	89	101	104	98	85	67	50	35	24
CL	28	41	57	76	94	107	111	104	89	70	52	36	25
3"	26	38	54	71	88	100	103	97	83	66	49	34	24
6"	23	33	50	60	73	83	85	80	69	55	41	30	20
9"	19	26	36	46	55	62	64	61	53	43	33	24	17
12"	15	20	25	32	38	42	44	41	37	30	24	18	13
18"	15"	12"	9"	6"	3"	CL	3"	6"	9"	12"	15"	18"	

LED Linear Shelf Lights

A properly diffused light source under the linear head provides a softly blended light pattern that reduces eye strain.

► Specifying, page 430

Optional occupancy sensor turns off after 30 minutes of no activity and will turn back on upon return.

Single touch on/off pad plus touch and hold dimming for easy individual user control.

Continuous dimming from 100% to 15% with last state memory.

Cord exits from either end of the light.

Magnetic mounts and wood mount bracket hardware, both come standard with both LED light and optional occupancy sensor.

Light widths available in 17", 31", 44", and 58".

Product Details

LED linear stand alone and daisy chain starter lights include the lamp, power supply, and both magnetic mounts, and wood bracket hardware with adhesive cord managers.

LED linear daisy chain lights include the lamp, daisy chain cords, and both magnetic mounts, and wood mount bracket hardware with adhesive cord managers.

Optional occupancy sensor is a separate component that connects to the light fixture and activates in 30 minutes when no movement is detected to conserve energy. It will also turn back on upon return.

Average rated lamp life of LED linear shelf lights is 50,000 hours.

Color temperature LEDs is 3500K.

Color rendering index of LEDs is 84.

Automatic turn off after 10 hours (+/- 15 mins.); standard with both models.

Connections

Lights mount recessed or flush depending on design of overhead storage bin or shelf. Installation is done in the field.

Magnet mounts allow shelf lights to be installed without tools under most metal overhead storage bins of shelves.

Wood mount brackets allow shelf lights to be mounted to wood shelves.

Actual Dimensions

	Light	Occupancy Sensor
Depth	2"	2"
Width	17", 31", 44", 58"	2 ³ / ₁₀ "
Height	1 ¹ / ₂ "	7 ¹ / ₁₀ "

Lamp width	Number of LEDs in Standard Output/High Output	System Wattage Standard Output/High Output
17"	24 / 47	7.8 / 10.9
31"	48 / 94	17.6 / 23.4
44"	72 / 141	25.9 / 34.3
58"	96 / 188	33.6 / 43.5

Wiring & Cabling

Light is standard with single touch on/off and touch control dimming.

User adjustable touch and hold dimming pad includes continuous dimming range of 100% to 15%.

Power supply for 17" linear stand alone only uses a straight plug with a 9' 18 watt 24 volt wall transformer.

Power supply for 31", 44", 58", or 17" starter light; 60 watt compact in-line brick straight plug. The cord is 11', 6' from power supply to power outlet and 5' from power supply to fixture.
Tip: Daisy chain starter light comes with a 60 watt power supply to support up to a limited number of lights – refer to chart for daisy chaining fixtures. Daisy chain secondary lights do not come with a power supply, but instead come with two daisy chain jumper cords, one 8" and one 30" set.

► See page 176

Surface Materials

Housing

- 4321 Arctic White
- 0835 Black

Cord

- Black plastic only

Photometric Data

17"W Standard Output Linear Shelf Light								17"W High Output Linear Shelf Light							
Worksurface rear								Worksurface rear							
12"	11	19	28	33	28	19	11	12"	11	19	28	33	28	19	11
6"	21	20	18	17	15	13	11	6"	21	20	18	17	15	13	11
CL	31	31	29	26	23	19	15	CL	31	31	29	26	23	19	15
6"	51	50	46	42	36	29	23	6"	51	50	46	42	36	29	23
12"	82	79	73	64	53	43	32	12"	82	79	73	64	53	43	32
18"	12"	6"	CL	6"	12"	18"		18"	12"	6"	CL	6"	12"	18"	
Worksurface front								Worksurface front							
31"W Standard Output Linear Shelf Light								31"W High Output Linear Shelf Light							
Worksurface rear								Worksurface rear							
12"	28	43	55	59	55	43	28	12"	28	43	55	59	55	43	28
6"	44	73	96	104	96	73	44	6"	44	73	96	104	96	73	44
CL	53	91	121	131	121	91	53	CL	53	91	121	131	121	91	53
6"	44	73	96	104	96	73	44	6"	44	73	96	104	96	73	44
12"	28	43	55	59	55	43	28	12"	28	43	55	59	55	43	28
18"	12"	6"	CL	6"	12"	18"		18"	12"	6"	CL	6"	12"	18"	
Worksurface front								Worksurface front							
44"W Standard Output Linear Shelf Light								44"W High Output Linear Shelf Light							
Worksurface rear								Worksurface rear							
12"	48	61	69	71	69	61	48	12"	48	61	69	71	69	61	48
6"	80	104	116	119	116	104	80	6"	80	104	116	119	116	104	80
CL	99	129	144	148	144	129	99	CL	99	129	144	148	144	129	99
6"	80	104	116	119	116	104	80	6"	80	104	116	119	116	104	80
12"	48	61	69	71	69	61	48	12"	48	61	69	71	69	61	48
18"	12"	6"	CL	6"	12"	18"		18"	12"	6"	CL	6"	12"	18"	
Worksurface front								Worksurface front							
58"W Standard Output Linear Shelf Light								58"W High Output Linear Shelf Light							
Worksurface rear								Worksurface rear							
12"	63	70	74	74	74	70	63	12"	63	70	74	74	74	70	63
6"	106	117	122	123	122	117	106	6"	106	117	122	123	122	117	106
CL	131	145	150	151	150	145	131	CL	131	145	150	151	150	145	131
6"	106	117	122	123	122	117	106	6"	106	117	122	123	122	117	106
12"	63	70	74	74	74	70	63	12"	63	70	74	74	74	70	63
18"	12"	6"	CL	6"	12"	18"		18"	12"	6"	CL	6"	12"	18"	
Worksurface front								Worksurface front							

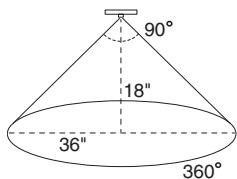
Chart for Daisy Chaining Fixtures

Standard Output Linear Shelf Light											
Light fixture widths	Maximum number of fixtures allowed with daisy chain starter light										
17"	6	4	3	2	2	1	1	–	–	–	–
31"	–	1	–	2	–	2	1	3	1	1	–
44"	–	–	1	–	–	–	1	–	1	–	2
58"	–	–	–	–	1	–	–	–	–	1	–

High Output Linear Shelf Light				
Light fixture widths	Maximum number of fixtures allowed with daisy chain starter light			
17"	4	2	1	–
31"	–	1	–	2
44"	–	–	1	–

- A 60 watt power supply is required for daisy chaining.
- Total system wattage of all fixtures together cannot meet or exceed 60 watts, see chart.
- Cannot daisy chain standard output and high output together.
- Cannot daisy chain 58" high output fixtures.
- Occupancy sensor must be positioned between the power supply and the first starter fixture.
- Only need one sensor when daisy chaining.

Tip: Each column is the maximum number of fixtures that can be daisy chained together.

Occupancy Sensor

- Turns off after 30 minutes of no activity and will turn back on upon return
- 360° lens view
- 90° outward detection angle
- 30" diameter coverage if mounted 15" above worksurface
- 36" diameter coverage if mounted 18" above worksurface
- Connects to fixture with one end-to-end connector. 8" or 30" jumper cords

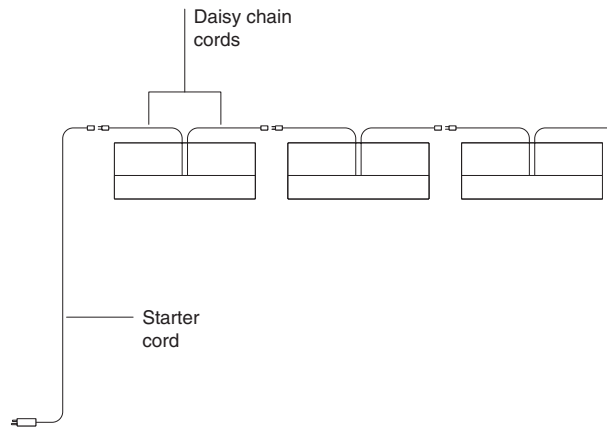
Daisy Chaining

For Standard and Bottomline Lights

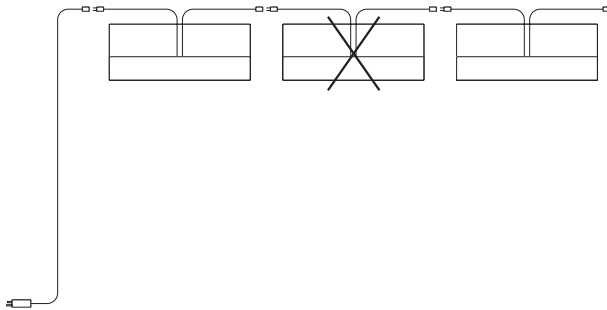
Daisy Chaining

Daisy chaining shelf lights together extends power from one fixture to another within workstations to help keep receptacles clear for other uses.

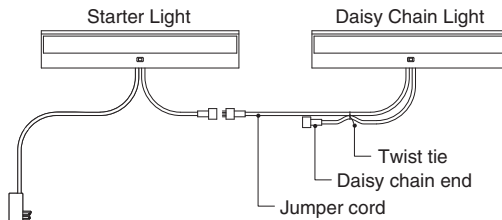
For Standard shelf lights, starter cord is required with daisy chain cords to bring power to the first shelf light in a daisy chain so there's no need to designate where each fixture will be used within the chain.



Power will not be interrupted in a chain even if one of the shelf lights is turned off or its lamp has burned out. That's because the path of power through the chain doesn't pass through the lamps or switches.



For Bottomline lights, starter light is required with daisy chain lights to bring power to the first light in the daisy chain.



Tip: Daisy chaining is not allowed in Chicago. Local electrical codes vary, so you should consult a qualified electrical contractor or engineer for proper installation of all electrical equipment.

Tip: Overhead cabinets and shelves provide a recessed area for shelf lights. They are not designed to conceal cords when daisy chaining.

Tip: When using upmount brackets with overhead storage and daisy chaining lights, use the open design upmount bracket for better cord management.

Vertical Wire Manager

Vertical wire manager conceals cords and cables that are routed vertically outside of the panels.
► Specifying, page 432

Cover conceals cords or cables.

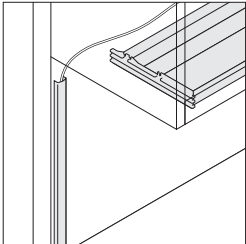
Hooks fit into vertical channel at edge of panel.



Actual Dimensions

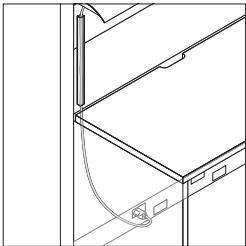
Depth	1" (25 mm)
Width	1 ⁵ / ₈ " (41 mm)
Height	48" (1219 mm)

Product Details



Wire manager is available for use between the bottom of a shelf or overhead storage bin and a worksurface. Wire manager can be cut in the field to suit specific application.

Wire manager can also be used below the worksurface.



Power cords and cables can be routed from the wire manager and the 1/2" gap along the back edge of the worksurface.

Connections

Snaps into the slotted channel of the junction.

Surface Materials

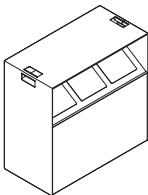
- Cover**
- 6000 Black
 - 6009 Arctic White
 - 6249 Platinum Solid
 - 6654 Sand
 - 6697 Fog

Understanding Victor2

	
Statement of Line	180
	
Victor2	182

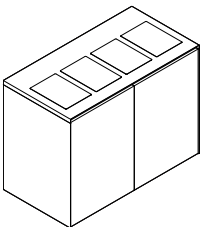
Statement of Line

Victor2



Understanding
▶ Page 182
Specifying
▶ Page 434

Mobile Unit



Understanding
▶ Page 182
Specifying
▶ Page 436

Freestanding Unit



Understanding
▶ Page 183
Specifying
▶ Page 438

Tray Shelf



Understanding
▶ Page 183
Specifying
▶ Page 438

Display

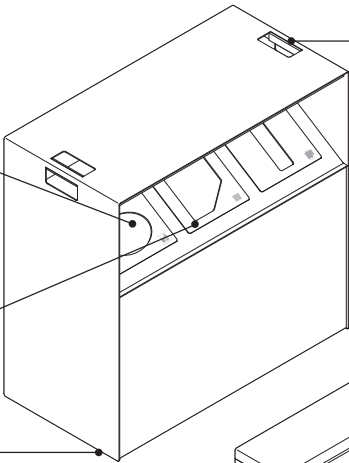
Victor2

Victor2 is a recycling solution that is appropriate for supporting larger work groups, conference rooms, and cafés. A mobile unit and two freestanding units are available. ▶ Specifying, pages 434–438

Mobile unit has three openings. Eight insert options are available to pick for the openings. These eight insert options contain English, Spanish, and French.

Receptacles contain features to accommodate oversized bags.

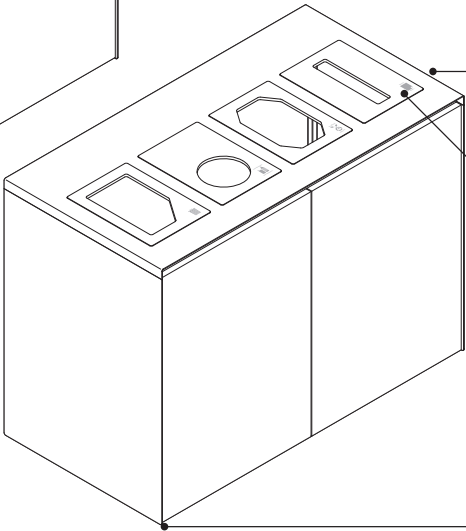
Four non-locking casters are standard. Two casters swivel, and two casters are fixed.



Soft-touch integral handle allows easy movement from one location to another.

Receptacles fit bags from 30 gallon size and larger.

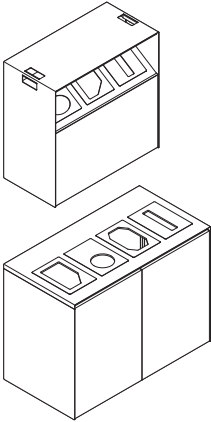
Freestanding unit has four or five openings. Eight insert options are available to pick for the openings. These eight insert options contain English, Spanish and French.



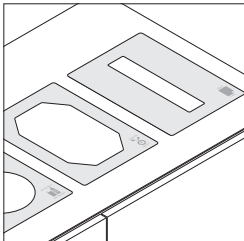
Leveling glides are fully adjustable up to 1 1/2".

Actual Dimensions		
	Mobile Unit	Freestanding Unit
Depth	18"	25"
Width	36"	48" or 60"
Height	36"	36"

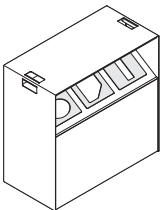
Product Details



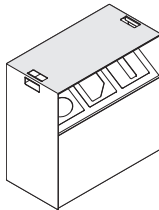
Mobile and freestanding units are standard with a metal case and top. Front and back of unit are available in wood or laminate.



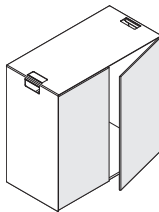
Acrylic inserts etched with recycling icons are standard on mobile and freestanding units. The verbiage for each icon is in English/Spanish/French on the same insert.



Mobile unit is standard with three openings for inserts and sloped receptacles with built-in bag holding system.



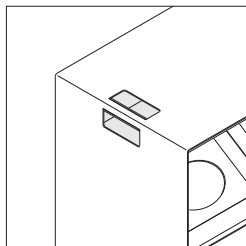
Top on the mobile unit can be used for food service use or tray storage.




Hinged doors on the back are standard on the mobile unit for easy access to receptacles.

Four non-locking concealed casters, two swivel and two fixed, are standard on the mobile unit.

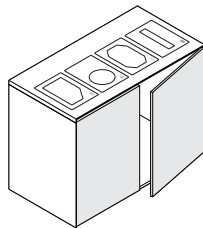
Receptacles in mobile unit can accommodate 12 gallons each. Receptacles in freestanding unit can accommodate 30 gallon size and larger.



Soft-touch integral handle on mobile unit allows for easy movement from one location to another.

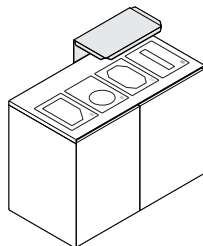


Freestanding unit is standard with either four or five openings for inserts on the top of the unit.



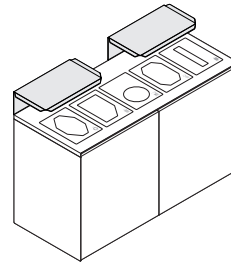
Hinged doors on the front are standard on the freestanding unit for easy access to the receptacles.

Leveling glides on freestanding units are fully adjustable to 1 1/2".



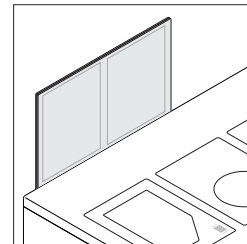
Tray shelf can only be used with the freestanding unit.

Tray shelf fits most trays up to 20 3/4" x 12".

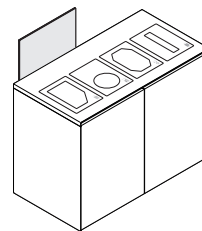


Freestanding four- or five-slot opening will accommodate two tray shelves.
Tip: A gap of 15" will separate the two tray shelves on a five-opening unit.

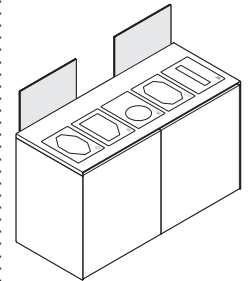
Maximum capacity of tray is 20 food trays with maximum size of tray 20" x 20".



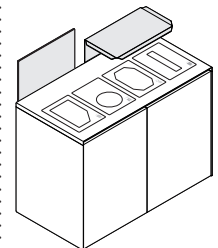
Display holds two 8 1/2" x 11" papers or one 11" x 17" paper.
Tip: Paper will be between two acrylic plates. Paper can easily be replaced without tools.



Display can only be used with the freestanding unit.



Freestanding four- or five-slot opening will accommodate two displays.
Tip: A gap of 18 1/2" will separate the two displays on a five-opening unit.



One tray shelf and one display can be used on the freestanding unit.

Surface Materials

Top and sides

- Paint

Back and front

- Wood
- Laminate (HPL)
- Customiz stain (option on awood)

Specifying TS Series Storage Products

TS Series Fixed Pedestals	186
Pedestal Filler	187
TS Series Fixed Pedestal Accessories	190
TS Series Mobile Pedestals	191
TS Series Slim Mobile Pedestal	194
Basic Cushions Enhanced	195
TS Series Mobile Pedestal Accessories	196
TS Series Mobile File Centers	198
TS Series Bins	200
TS Series Laminate Common Shelves	201
TS Series Under-Worksurface Lateral Files	202
TS Series Freestanding Lateral Files	203
TS Series Lateral File Accessories	204
TS Series Tower Too	206
TS Series Single Lockers	208
TS Series Double Lockers	210
TS Series Quad Locker	211
TS Series Single Cubby Lockers	212
TS Series Double Cubby Lockers	213

TS Series Storage

TS Series Fixed Pedestals

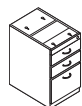
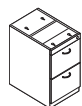
Tip: TS Series fixed pedestals are only intended for use under a panel mounted worksurface or with a free-standing desk - they cannot be used as freestanding.

Tip: When using a TS Series pedestal with a Kick freestanding desk, a counterweight must be added (TS2CW).

► See Counterweight Requirements for Storage Products, pages 7–13.

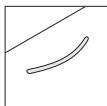
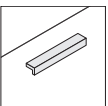
Tip: When using a TS Series pedestal with a single pedestal desk, 48"W and below require an interlock. Single pedestal desks with 28"D pedestals also require an interlock (TS2INT).

Tip: File drawer rails are required to file legal-sized files or side-to-side letter-sized files in pedestal file drawers.



For Canadian Pricing
Multiply U.S. Price by the Canadian price factor.
► See page 1 for details.

Standard Includes	Required to Specify
<p>► Need help? Product details, page 20</p> <ul style="list-style-type: none"> • Pedestal: paint price group 1 • Pulls: metal • Lock face ring with plastic plug to accommodate lock cylinder: 9201 Polished Chrome • Attachment hardware • Steel ball-bearing suspensions on box and file drawers • Adjustable glides: black plastic 	<ol style="list-style-type: none"> 1 Style number 2 Paint color number for pedestal 3 Pull (see below under Required Selections) 4 Options, if selected (see below) <p>► See <i>Surface Materials</i>, page 440. <i>Tip: Remember to specify lock cylinder and key.</i> ► <i>Lock Cylinders</i>, page 451.</p>

Required Selections		
Pulls		
		
Contemporary	Handle	Ledge

	Options	U.S. Price	Required to Specify
Surface Materials	• Paint price group 1	No cost	Specify paint color number.
	• Paint price group 2	+\$12	Specify paint color number.
	• Paint price group 3	+\$29	Specify paint color number.
Pulls	• Contemporary pulls	No cost	Specify with contemporary pulls.
	• Handle pulls	No cost	Specify with handle pulls.
	• Ledge pulls: 7207 Black	No cost	Specify with 7207 Black ledge pulls.
	• Ledge pulls: 4799 Platinum Metallic	+\$ 7	Specify with 4799 Platinum Metallic ledge pulls.
Drawer Accessories	• Filing rail (package of 2)	+\$27	Specify with filing rail.
	• Box drawer dividers (package of 2)	+\$38	Specify with box drawer dividers.
	• File drawer dividers (package of 2)	+\$38	Specify with file drawer dividers.
	• Pencil tray	+\$27	Specify with pencil tray.

Specification Information					
Dimensions			Counterweight Package	Style Number	U.S. Base Price
D	W	H			

File/File

22"	15"	27"	Available	TS2PFF22U	\$668
28"	15"	27"	Available	TS2PFF28U	\$726
.

Box/Box/File

22"	15"	27"	Available	TS2PBBF22U	\$704
28"	15"	27"	Available	TS2PBBF28U	\$766
.

Pedestal Filler

Pedestal Filler

For Use with Under-Worksurface Pedestal to Attach to Kick Panel System



Tip: When using a pedestal to anchor the end of a panel run, you must use a pedestal filler.

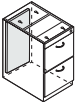
Standard Includes			Required to Specify	
<ul style="list-style-type: none">• Filler: paint• Attachment hardware			<div>1 Style number</div> <div>2 Paint color number</div> <div>▶ See <i>Surface Materials</i>, page 440.</div>	
Specification Information				
Dimensions			• Style	• U.S.
D	W	H	Number	Price
2 ³ / ₁₆ "	1"	27"	TS2FILLER	\$86



For Canadian Pricing
 Multiply U.S. Price by the
 Canadian price factor.
 ▶ See page 1 for details.

Counterweight Package

For Use with TS Series Fixed Pedestal



Tip: When using a TS Series pedestal with a Kick free-standing desk, you must use a counterweight.

Standard Includes		Required to Specify
• Counterweight: black		Style number

Specification Information	
• Style Number	• U.S. Price
TS2CW	\$187

For Canadian Pricing

Multiply U.S. Price by the Canadian price factor.

▶ See page 1 for details.

TS Series Interlock

For Use with TS Series Fixed Pedestal

TS Series Interlock



*Tip: When using a TS Series pedestal with a single pedestal desk, 48"W and below require an interlock. Single pedestal desks with 28"D pedestals also require an interlock (**TS2INT**).*

Standard Includes		Required to Specify	
• Interlock		Style number	
Specification Information			
• Style Number	• U.S. Price		
•	•		
•	•		
•	•		
TS2INT	\$65		
•	•		

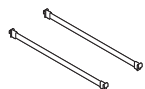
TS Series Storage

 **For Canadian Pricing**
 Multiply U.S. Price by the Canadian price factor.
 ► See page 1 for details.

TS Series Fixed Pedestal Accessories

Rails

For Use in Fixed Pedestals



Tip: Two rails per drawer accommodate side-to-side filing of letter-, A4-, and legal-size hanging folders. Exception: Legal-size file folders cannot be filed in 18"D pedestals.

Standard Includes		Required to Specify
► Need help? Product details, page 103	• Package of two rails: black only	Style number
Specification Information		
Width	Style Number	U.S. Price
12"	RXADRL15	\$38
:	:	:

Dividers

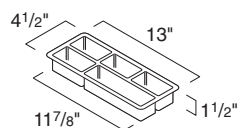
For Use in Fixed Pedestals



Standard Includes		Required to Specify	
Need help? Product details, page 103	• Package of dividers: black only	Style number	
Specification Information			
• Width	• Quantity	• Style Number	• U.S. Price
•	•	•	•
For Use in 6"H Drawers			
12"	2	RDV1506	\$ 61
•	•	•	•
For Use in 12"H Drawers			
12"	2	RDV1512	\$ 65
12"	10	RDV151210	\$304
•	•	•	•

Pencil Tray

For Use in Fixed Pedestals



Tip: Pencil trays for use with fixed pedestals are available as optional accessories.

Standard Includes		Required to Specify
► Need help? Product details, page 104	• Pencil tray: black only	Style number
Specification Information		
Style Number	U.S. Price	
RPIXDPT	\$52	
:	:	:



For Canadian Pricing

Multiply U.S. Price by the Canadian price factor.

► See page 1 for details.

TS Series Mobile Pedestals

With Steel Top

TS Series Mobile Pedestals

► See *Counterweight Requirements for Storage Products*, pages 7–13.

Standard Includes	Required to Specify
<ul style="list-style-type: none"> ► Need help? Product details, page 20 • Pedestal: paint price group 1 • Pulls: metal • Lock face ring with plastic plug to accommodate lock cylinder: 9201 Polished Chrome • Steel ball-bearing suspensions on box and file drawers • 1½"-diameter, front-locking, hard casters 	<ul style="list-style-type: none"> 1 Style number 2 Paint color number for pedestal 3 Pull (see below under required selections) 4 Options, if selected (see below) ► See <i>Surface Materials</i>, page 440. Tip: Remember to specify lock cylinder and key. ► <i>Lock Cylinders</i>, page 451

Required Selections		
Pulls		
		
Contemporary	Handle	Ledge

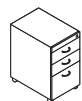
	Options	U.S. Price	Required to Specify
Surface Materials	<ul style="list-style-type: none"> • Paint price group 2 • Paint price group 3 	+\$12 +\$29	Specify paint color number. Specify paint color number.
Pulls	<ul style="list-style-type: none"> • Contemporary pulls • Handle pulls • Ledge pulls: 7207 Black • Ledge pulls: 4799 Platinum Metallic 	No cost No cost No cost +\$ 7	Specify with contemporary pulls. Specify with handle pulls. Specify with 7207 Black ledge pulls. Specify with 4799 Platinum Metallic ledge pulls.
Trim Strip Handle Pull	<ul style="list-style-type: none"> • Extra handle pull on trim strip of mobile pedestals only 	+\$54	Specify with extra handle pull on trim strip.
Related Products	<ul style="list-style-type: none"> • Box drawer divider • File drawer divider • Pencil tray • Basic cushions enhanced 		► Page 196 ► Page 196 ► Page 196 ► Page 195

Specification Information			
Dimensions	Counterweight	Style	U.S.
D W H	Package	Number	Base Price

Box/File					
19"	15¼"	21"	N.A.	TS2PBF19M	\$683
22"	15¼"	21"	N.A.	TS2PBF22M	\$709

File/File					
22"	15¼"	26⅝"	Included	TS2PFF22M	\$801

Box/Box/File					
22"	15¼"	26⅝"	Included	TS2PBBF22M	\$883



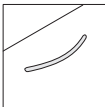
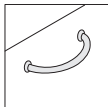
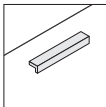

For Canadian Pricing
 Multiply U.S. Price by the Canadian price factor.
 ► See page 1 for details.

With Seat Cushion



Tip: For both cushion top and basic cushions enhanced: Fabric patterns with a linear design will always be applied from the front to back of the unit (depth of the unit).

Tip: For both cushion top and basic cushion enhanced: Pattern matching will not be done on COM.

Standard Includes		Required to Specify	
<p>► Need help? Product details, page 20</p> <ul style="list-style-type: none"> • Pedestal: paint price group 1 • Seat cushion: fabric price group 1 • Pulls: metal • Lock face ring with plastic plug to accommodate lock cylinder: 9201 Polished Chrome • Handle on pedestal with seat cushion and handle, if selected: 0835 Black • Steel ball-bearing suspensions on box and file drawers • 1½"-diameter front-locking, hard casters 		<ul style="list-style-type: none"> 1 Style number 2 Fabric color number for seat cushion 3 Paint color number for pedestal 4 Pull (see below under Required Selections) 5 Options, if selected (see below) <p>► See <i>Surface Materials</i>, page 440.</p> <p><i>Tip: Remember to specify lock cylinder and key.</i></p> <p>► <i>Lock Cylinders</i>, page 451</p>	
Required Selections			
Pulls			
			
Contemporary	Handle	Ledge	
Options		U.S. Price	Required to Specify
Surface Materials	• Paint price group 2	+\$ 12	Specify paint color number.
	• Paint price group 3	+\$ 29	Specify paint color number.
Seat cushion			
	• Fabric price group 2	+\$ 7	Specify fabric color number.
	• Fabric price group 3	+\$ 22	Specify fabric color number.
	• Fabric price group 4	+\$ 37	Specify fabric color number.
	• Fabric price group 5	+\$ 47	Specify fabric color number.
	• Fabric price group 6	+\$ 56	Specify fabric color number.
	• Fabric price group 7	+\$ 64	Specify fabric color number.
	• Fabric price group 8	+\$ 82	Specify fabric color number.
	• Fabric price group 9	+\$104	Specify fabric color number.
	• Fabric price group 10	+\$116	Specify fabric color number.
	• Customer's Own Material	+\$ 24	► See <i>Surface Materials Reference Manual</i>
Pulls	• Contemporary pulls	No cost	Specify <i>with contemporary pulls</i> .
	• Handle pulls	No cost	Specify <i>with handle pulls</i> .
	• Ledge pulls: 7207 Black	No cost	Specify <i>with 7207 Black ledge pulls</i> .
	• Ledge pulls: 4799 Platinum Metallic	+\$ 7	Specify <i>with 4799 Platinum Metallic ledge pulls</i> .
Trim Strip Handle Pull	• Extra handle pull on trim strip of mobile pedestal with seat cushion only.	+\$ 54	Specify <i>with extra handle pull on trim strip</i> .
Related Products	• Box drawer divider		► Page 196
	• File drawer divider		► Page 196
	• Pencil tray		► Page 196



Multiply U.S. Price by the Canadian price factor.

192



Specification Information					
Dimensions			Counterweight	Style	U.S.
D	W	H	Package	Number	Base Price
.
.
.

Mobile Pedestal with Seat Cushion

Box/File					
22¼"	15¼"	22¾"	N.A.	TS2PBF22MC	\$1008
.

Mobile Pedestal with Seat Cushion and Handle

Box/File					
22½"	16¼"	22¾"	N.A.	TS2PBF22MCH	\$1082
.

 **For Canadian Pricing**
Multiply U.S. Price by the
Canadian price factor.
▶ See page 1 for details.

TS Series Slim Mobile Pedestal



Tip: For cushion top: Fabric patterns with a linear design will always be applied from the front to back of the unit (depth of the unit).

Tip: For cushion top: Pattern matching will not be done on COM.

Tip: When cushion top option is selected, 1" is added to overall height of pedestal.

Tip: Two-sided access allows for side-to-side filing with included file rails.

Standard Includes	Required to Specify
<p>► Need help? Product details, page 22</p> <ul style="list-style-type: none"> • Pedestal: paint price group 1 • Pulls: metal • Lock face ring with plastic plug to accommodate lock cylinder: 9201 Polished Chrome • Steel ball-bearing suspensions on drawers • 1 1/2"-diameter, front locking, hard casters • Recessed pencil drawer 	<ol style="list-style-type: none"> 1 Style number 2 Paint color number pedestal 3 Pull (see below under Required Selections) 4 Options, if selected (see below) <p>► See <i>Surface Materials</i>, page 440. <i>Tip: Remember to specify lock cylinder and key.</i></p> <p>► <i>Lock Cylinders</i>, page 451</p>

Required Selections		
Pulls		
		
Contemporary	Handle	Ledge

	Options	U.S. Price	Required to Specify
Surface Materials	• Paint price group 2	+\$ 12	Specify paint color number.
	• Paint price group 3	+\$ 29	Specify paint color number.
Cushion Top	• Without cushion	No cost	Specify <i>without cushion top</i> .
	• With cushion	+\$246	Specify <i>with cushion top</i> .
	– Fabric price group 1	No cost	Specify fabric color number.
	– Fabric price group 2	+\$ 7	Specify fabric color number.
	– Fabric price group 3	+\$ 22	Specify fabric color number.
	– Fabric price group 4	+\$ 37	Specify fabric color number.
	– Fabric price group 5	+\$ 47	Specify fabric color number.
	– Fabric price group 6	+\$ 56	Specify fabric color number.
	– Fabric price group 7	+\$ 64	Specify fabric color number.
	– Fabric price group 8	+\$ 82	Specify fabric color number.
	– Fabric price group 9	+\$104	Specify fabric color number.
	– Fabric price group 10	+\$116	Specify fabric color number.
	– Customer's Own Material	+\$ 24	Specify fabric color number.
Pulls	• Contemporary pulls	No cost	Specify <i>with contemporary pulls</i> .
	• Handle pulls	No cost	Specify <i>with handle pulls</i> .
	• Ledge pulls: 7207 Black	No cost	Specify <i>with 7207 Black ledge pulls</i> .
	• Ledge pulls: 4799 Platinum Metallic	+\$ 7	Specify <i>with 4799 Platinum Metallic ledge pulls</i> .
Drawer Access Side	• Left-sided access	No cost	Specify <i>with left-sided access</i> .
	• Right-sided access	No cost	Specify <i>with right-sided access</i> .
	• Two-sided access	+\$ 76	Specify <i>with two-sided access</i> .

► See *Surface Materials Reference Manual*.

Specification Information				
Style Number	Dimensions D W H			U.S. Base Price
TS2SLIM	18 7/8"	12"	20"	\$828

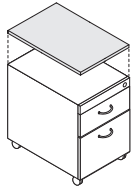


For Canadian Pricing
Multiply U.S. Price by the Canadian price factor.
► See page 1 for details.

Basic Cushions Enhanced

For TS Series Mobile Pedestals

Basic Cushions Enhanced



Tip: Basic cushion enhanced is field-installed and supplies to attach are included.

Tip: Basic cushion enhanced is available on TS Series mobile pedestals TS2PBF19M and TS2PBF22M with a top only (not offered on TS Slim mobile pedestal).

Tip: Basic cushion enhanced is constructed with a thin solid base.

Tip: For both cushion top and basic cushion enhanced: Fabric patterns with a linear design will always be applied from the front to back of the unit (depth of the unit).

Tip: For both cushion top and basic cushion enhanced: Pattern matching will not be done on COM.

Standard Includes

- ▶ Need help? Product details, page 20
- Enhanced cushion top: fabric price group 1
- Attachment supplies: hook and loop fastener

Required to Specify

- 1 Style number
- 2 Fabric color number for cushion top
- 3 Options, if selected (see below)
- ▶ See *Surface Materials*, page 440.

	Options	U.S. Price	Required to Specify
Surface Materials	• Fabric price group 2	+\$ 12	Specify fabric color number.
	• Fabric price group 3	+\$ 60	Specify fabric color number.
	• Fabric price group 4	+\$ 75	Specify fabric color number.
	• Fabric price group 5	+\$ 94	Specify fabric color number.
	• Fabric price group 6	+\$132	Specify fabric color number.
	• Fabric price group 7	+\$158	Specify fabric color number.
	• Fabric price group 8	+\$229	Specify fabric color number.
	• Fabric price group 9	+\$293	Specify fabric color number.
	• Fabric price group 10	+\$357	Specify fabric color number.
	• Customer's Own Material (COM)	+\$ 24	
Related Products			▶ See <i>Surface Materials Reference Manual</i> .
	• TS Series mobile pedestals		▶ Page 191

Specification Information

Dimensions			Style Number	U.S. Base Price
D	W	H		
19"	15¼"	1"	RCHE1915	\$283
22"	15¼"	1"	RCHE2215	\$297

TS Series Storage



For Canadian Pricing

Multiply U.S. Price by the Canadian price factor.

▶ See page 1 for details.

TS Series Mobile Pedestal Accessories

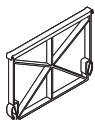
Box Drawer Divider



Tip: TS2PBDD pedestal box drawer divider cannot be used with TS Series fixed under-worksurface pedestals.

Standard Includes			Required to Specify	
• Box drawer divider: black plastic			Style number	
Specification Information				
• Dimensions			• Style	• U.S.
D	W	H	Number	Price
3/4"	123/4"	43/8"	TS2PBDD	\$5

File Drawer Divider

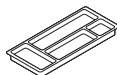


Tip: File drawer divider is required to file legal-sized files in pedestal file drawers.

Tip: TS2PFDD pedestal file drawer divider cannot be used with TS Series fixed under-worksurface pedestals.

Standard Includes			Required to Specify	
• File drawer divider: black plastic			Style number	
Specification Information				
• Dimensions			• Style	• U.S.
D	W	H	Number	Price
3/4"	123/4"	93/16"	TS2PFDD	\$27

Pencil Tray

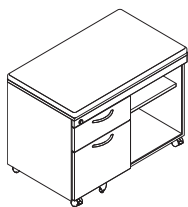


Standard Includes			Required to Specify	
• Pencil tray: black plastic			Style number	
Specification Information				
• Dimensions			• Style	• U.S.
D	W	H	Number	Price
59¼"	127⁄8"	1"	TS2PPT	\$27



For Canadian Pricing
Multiply U.S. Price by the Canadian price factor.
▶ See page 1 for details.

TS Series Mobile File Centers



Left-hand configuration shown with open shelf, box/file, left.

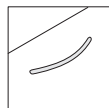
Tip: For both cushion top and basic cushion enhanced: Fabric patterns with a linear design will always be applied from the front to back of the unit (depth of the unit).

Tip: For both cushion top and basic cushion enhanced: Pattern matching will not be done on COM.

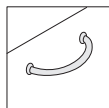
Standard Includes	Required to Specify
<p>► Need help? Product details, page 24</p> <ul style="list-style-type: none"> File center: paint price group 1 Cushion top: fabric price group 1 Pulls: metal Lock face ring with plastic plug to accommodate lock cylinder: 9201 Polished Chrome Steel ball-bearing suspensions on drawers 1½"-diameter front locking, hard casters 	<ol style="list-style-type: none"> Style number Configuration for file center Paint color number for file center Fabric number for cushion top Pull (see below under Required Selections) Options, if selected (see below) <p>► See <i>Surface Materials</i>, page 440. <i>Tip: Remember to specify lock cylinder and key.</i></p> <p>► <i>Lock Cylinders</i>, page 451</p>

Configuration	Required Selections	U.S. Price	Required to Specify
	Open shelf <ul style="list-style-type: none"> Box/file, left Box/file, right 	Prices at right Prices at right	Specify with open shelf, box/file left. Specify with open shelf, box/file right.
	Door <ul style="list-style-type: none"> Box/file, left Box/file, right 	Prices at right Prices at right	Specify with door, box/file left. Specify with door, box/file right.
	Box/box/file	Prices at right	Specify with box/box/file.

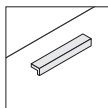
Pulls



Contemporary



Handle



Ledge

	Options	U.S. Price	Required to Specify
Surface Materials	<ul style="list-style-type: none"> Paint price group 2 Paint price group 3 	+\$ 12 +\$ 29	Specify paint color number. Specify paint color number.
	Cushion top <ul style="list-style-type: none"> Fabric price group 2 Fabric price group 3 Fabric price group 4 Fabric price group 5 Fabric price group 6 Fabric price group 7 Fabric price group 8 Fabric price group 9 Fabric price group 10 Customer's Own Material 	+\$ 7 +\$ 22 +\$ 37 +\$ 47 +\$ 56 +\$ 64 +\$ 82 +\$104 +\$116 +\$ 24	Specify fabric color number. Specify fabric color number. Specify fabric color number. Specify fabric color number. Specify fabric color number. Specify fabric color number. Specify fabric color number. Specify fabric color number. Specify fabric color number. Specify fabric color number. ► See <i>Surface Materials Reference Manual</i> .
Pulls	<ul style="list-style-type: none"> Contemporary pulls Handle pulls Ledge pulls: 7207 Black Ledge pulls: 4799 Platinum Metallic 	No cost No cost No cost +\$ 7	Specify with contemporary pulls. Specify with handle pulls. Specify with 7207 Black ledge pulls. Specify with 4799 Platinum Metallic ledge pulls.
Related Products	<ul style="list-style-type: none"> Pencil tray 		► Page 196

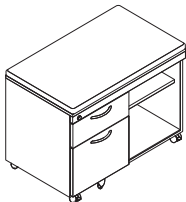


For Canadian Pricing
 Multiply U.S. Price by the Canadian price factor.
 ► See page 1 for details.

Specification Information


• Style Number	• Dimensions			• Configuration	• U.S. Base Price
	D	W	H		

TS2FILE	18¼"	30½"	22¼"	Open Shelf, Box/File Left or Right	\$1732
---------	------	------	------	------------------------------------	--------




Left-hand configuration
shown with open shelf, box/
file, left.

TS2FILE	18¼"	30½"	22¼"	Door, Box/File Left or Right	\$1836
---------	------	------	------	------------------------------	--------



Left-hand configuration
shown with door, box/file,
left.

TS2FILE	18¼"	30½"	22¼"	Box/Box/File	\$1988
:	:	:	:	:	:

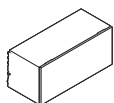


TS Series Storage



For Canadian Pricing
Multiply U.S. Price by the
Canadian price factor.
▶ See page 1 for details.

TS Series Bins



Tip: TS Series bins cannot be upmounted.

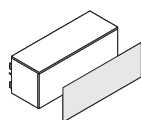
Standard Includes		Required to Specify
► Need help? Product details, page 26	<ul style="list-style-type: none"> Overhead bin with lift-up door: paint price group 1 Recess beneath unit to accommodate shelf light Shelf backstop On-module attachment hooks with safety catch Lock, keyed random: 9201 Polished Chrome only 	1 Style number 2 Paint color number for overhead bin 3 Options, if selected (see below) ► See <i>Surface Materials</i> , page 440.
Options		Required to Specify
Surface Materials	<ul style="list-style-type: none"> Paint price group 2 Paint price group 3 	+\$12 +\$29 Specify paint color number. Specify paint color number.
Shelf Accessories	<ul style="list-style-type: none"> Four dividers: white plastic 	+\$80 Specify <i>with dividers</i> .
Keying	<ul style="list-style-type: none"> Field-installed keying 	► Page 450
Related Products	<ul style="list-style-type: none"> Accessories Shelf lights 	► Page 324 ► Page 426

Specification Information					
Dimensions			Number of Doors	Style Number	U.S. Base Price
D	W	H			
15¾"	24"	16¼"	1	TSASUB24L	\$ 729
15¾"	30"	16¼"	1	TSASUB30L	\$ 761
15¾"	36"	16¼"	1	TSASUB36L	\$ 793
15¾"	42"	16¼"	1	TSASUB42L	\$ 826
15¾"	48"	16¼"	1	TSASUB48L	\$ 868
15¾"	60"	16¼"	2	TSASUB60L	\$1342
15¾"	72"	16¼"	2	TSASUB72L	\$1477

Bins with Flat Fronts

Flexible Markerboard Surface

For Use with TS Series Bins



Tip: To order the flexible markerboard surface parametrically, please see the Answer Solutions Specification Guide.

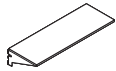
Standard Includes		Required to Specify	
<ul style="list-style-type: none">Flexible, magnetic markerboard surface to attach to door of overhead storage bin: white plastic		Style number	
Specification Information			
• Dimensions	• Style	• U.S.	
W H	Number	Price	
30"	16¼"	R30MBB	\$185
36"	16¼"	R36MBB	\$195
42"	16¼"	R42MBB	\$201
48"	16¼"	R48MBB	\$214



For Canadian Pricing
Multiply U.S. Price by the Canadian price factor.
► See page 1 for details.

TS Series Laminate Common Shelves

TS Series Laminate
Common Shelves



Tip: For anticipated heavy loads on 42" and 48"W laminate common shelves, a field-installed reinforcing channel (TSATRC39) can be used.

Tip: Standard shelves are 1 1/8" thick. However, the actual thickness between Low-Pressure Laminate (LPL) and High-Pressure Laminate (HPL) shelves is slightly different. It is recommended that only shelves of the same type are specified in a given application. In addition, there may be sheen or texture differences when using LPL and HPL in adjacent applications. Please use caution when mixing and matching different shelves types.

Tip: Width includes dimension of laminate common shelf and support brackets. Laminate shelf is undersized by 1/2" to accommodate two support bracket mounting orientations.

For laminate price group 2 and 3 pricing, please refer to the electronic catalog or SmartTools.

Standard Includes	Required to Specify
<ul style="list-style-type: none"> ▶ Need help? Product details, page 28 • 1 3/16"-thick shelf: Low-Pressure Laminate or High-Pressure Laminate price group 1 • 3 mm radius profile edge: plastic • Support brackets: paint price group 1 	<ul style="list-style-type: none"> 1 Style number 2 Low-Pressure Laminate or High-Pressure Laminate color number for shelf 3 Plastic edge band color number for edge 4 Paint color number for support bracket 5 Options, if selected (see below) ▶ See <i>Surface Materials</i>, page 440.

Options	U.S. Price	Required to Specify
Surface Materials <ul style="list-style-type: none"> • Paint price group 2 • Paint price group 3 	+\$ 12 +\$ 29	Specify paint color number. Specify paint color number.
High-Pressure Laminate <ul style="list-style-type: none"> • Laminate price group 2 • Laminate price group 3 • Open Line laminate 	See information at left See information at left +\$105 plus cost of laminate	Specify laminate color number. Specify laminate color number. ▶ See <i>Surface Materials Reference Manual</i> .

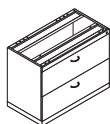
Specification Information						
Dimensions			Style Number	U.S. Base Price	Style Number	U.S. Base Price
D	W	H				
15"	24"	7 3/4"	TSASLCL24	\$197	TSASHCL24	\$246
15"	30"	7 3/4"	TSASLCL30	\$203	TSASHCL30	\$254
15"	36"	7 3/4"	TSASLCL36	\$216	TSASHCL36	\$269
15"	42"	7 3/4"	TSASLCL42	\$232	TSASHCL42	\$287
15"	48"	7 3/4"	TSASLCL48	\$253	TSASHCL48	\$315

TS Series Storage



For Canadian Pricing
Multiply U.S. Price by the Canadian price factor.
▶ See page 1 for details.

TS Series Under-Worksurface Lateral Files



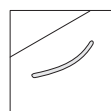
Tip: TS Series under-worksurface lateral files are only intended for use under a panel-mounted worksurface and can not be used as freestanding.
 ▶ See *Counterweight Requirements for Storage Products*, pages 7–13.

Tip: When filing with tabs, hanging file frames should be ordered, as folder's tabs may interfere with the opening and closing of each drawer.

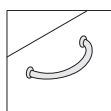
Standard Includes	Required to Specify
▶ Need help? Product details, page 30	1 Style number 2 Paint color number for lateral file 3 Pull (see below under required selections) 4 Options, if selected (see below) ▶ See <i>Surface Materials</i> , page 440. <i>Tip: Remember to specify lock cylinder and key.</i> ▶ <i>Lock Cylinders</i> , page 451
<ul style="list-style-type: none"> Lateral file: paint price group 1 Pulls: metal Lock face ring with plastic plug to accommodate lock cylinder: 9201 Polished Chrome Adjustable glides: black plastic Hanging file frames for letter, legal, and A-4 filing: black Attachment hardware 	

Required Selections

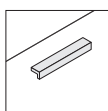
Pulls



Contemporary



Handle



Ledge

	Options	U.S. Price	Required to Specify
Surface Materials	<ul style="list-style-type: none"> Paint price group 2 Paint price group 3 	+\$12 +\$29	Specify paint color number. Specify paint color number.
Pulls	<ul style="list-style-type: none"> Contemporary pulls Handle pulls Ledge pulls: 7207 Black Ledge pulls: 4799 Platinum Metallic 	No cost No cost No cost +\$ 7	Specify <i>with contemporary pulls</i> . Specify <i>with handle pulls</i> . Specify <i>with 7207 Black ledge pulls</i> . Specify <i>with 4799 Platinum Metallic ledge pulls</i> .
Related Products	<ul style="list-style-type: none"> Lateral file drawer dividers Lateral file front-to-back rails Lateral file side-to-side hanging file frames 		▶ Page 204 ▶ Page 205 ▶ Page 204

Specification Information

Dimensions			Counterweight Package	Style Number	U.S. Base Price
D	W	H			
18¼"	30½"	27"	Not required	TS2F230UL	\$1115
18¼"	36"	27"	Not required	TS2F236UL	\$1236



For Canadian Pricing
 Multiply U.S. Price by the Canadian price factor.
 ▶ See page 1 for details.

TS Series Freestanding Lateral Files

TS Series Freestanding
Lateral Files

► See *Counterweight Requirements for Storage Products*, pages 7–13.

► Need help?
Product details,
page 32

Standard Includes

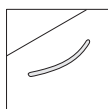
- Lateral file: paint price group 1
- Pulls: metal
- Lock face ring with plastic plug to accommodate lock cylinder: 9201 Polished Chrome
- Adjustable glides: black plastic
- Hanging file frames for letter, legal, and A-4 filing: black
- Attachment hardware

Required to Specify

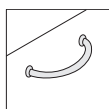
- 1 Style number
 - 2 Paint color number for lateral file
 - 3 Pull (see below under Required Selections)
 - 4 Options, if selected (see below)
- See *Surface Materials*, page 440.
Tip: Remember to specify lock cylinder and key.
► *Lock Cylinders*, page 451

Required Selections

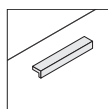
Pulls



Contemporary



Handle



Ledge

	Options	U.S. Price	Required to Specify
Surface Materials	<ul style="list-style-type: none"> • Paint price group 2 • Paint price group 3 	+\$ 12 +\$ 29	Specify paint color number. Specify paint color number.
Counterweights	<ul style="list-style-type: none"> • For use with 30"W file • For use with 36"W file 	+\$348 +\$384	Specify with <i>TS2CW1 counterweight</i> . Specify with <i>TS2CW2 counterweight</i> .
Pulls	<ul style="list-style-type: none"> • Contemporary pulls • Handle • Ledge pulls: 7207 Black • Ledge pulls: 4799 Platinum Metallic 	No cost No cost No cost +\$ 7	Specify with <i>contemporary pulls</i> . Specify with <i>handle pulls</i> . Specify with <i>7207 Black ledge pulls</i> . Specify with <i>4799 Platinum Metallic ledge pulls</i> .
Related Products	<ul style="list-style-type: none"> • Lateral file drawer dividers • Lateral file front-to-back rails • Lateral file side-to-side hanging file frames • Counterweight packages • Basic cushions enhanced 		► Page 204 ► Page 205 ► Page 204 ► Page 205 ► Page 195

Specification Information

Dimensions	Counterweight Package	Style Number	U.S. Base Price
D W H			
.	.	.	.
.	.	.	.

Open-Open Configurations

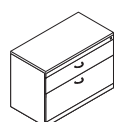
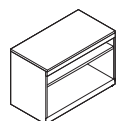
One 6"H Opening with Fixed Shelf and One 12"H Opening with Fixed Shelf

18¼"	30"	21"	Not required	TS2F130A	\$ 936
18¼"	36"	21"	Not required	TS2F136A	\$1034
.

Drawer-Drawer Configurations

One 6"H Drawer and One 12"H Drawer

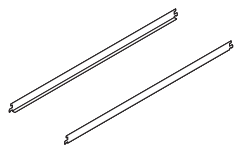
18¼"	30"	21"	Package 1	TS2F130B	\$1157
18¼"	36"	21"	Package 2	TS2F136B	\$1250
.



 **For Canadian Pricing**
Multiply U.S. Price by the
Canadian price factor.
► See page 1 for details.

TS Series Lateral File Accessories

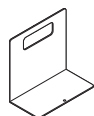
Lateral File Side-to-Side Hanging File Frames



Standard Includes			Required to Specify	
► Need help? Product details, page 30			• Pair of hanging file frames to accommodate side-to-side filing: black paint	
Style number				
Specification Information				
• Dimensions			• Style	• U.S.
D	W	H	Number	Price
For Use with 30"W Freestanding Lateral File Drawer				
1/8"	26½"	1"	TS2FHF30A	\$45
For Use with 30½"W Under-Worksurface Lateral File Drawer				
1/8"	27"	1"	TS2FHF30	\$46
For Use with 36"W Lateral File Drawer				
1/8"	33"	1"	TS2FHF36	\$52

Tip: For use with 36"W freestanding or under-worksurface lateral files.

Lateral File Drawer Dividers



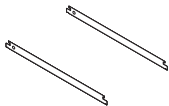
Standard Includes		Required to Specify
► Need help? Product details, page 30	• Package of three under-worksurface lateral file drawer dividers: black paint	Style number

Specification Information				
• Dimensions			• Style	• U.S.
D	W	H	Number	Price
4"	8"	79/16"	TS2FDV	\$71



For Canadian Pricing
Multiply U.S. Price by the
Canadian price factor.
► See page 1 for details.

Lateral File Front-to-Back Rails



Standard Includes			Required to Specify
▶ Need help? Product details, page 30		• Pair of rails to accommodate front-to-back filing: black paint	Style number
Specification Information			
• Dimensions			• Style
D	W	H	Number
1"	15"	1/2"	TS2FFTBR

Counterweight Packages

For Use with TS Series Freestanding Lateral Files Only



Standard Includes		Required to Specify
▶ Need help? Product details, page 30		Style number
• Counterweight: black only		
• Attachment hardware		
Specification Information		
Package	Style	U.S.
Name	Number	Price
Package 1	TS2CW1	\$348
Package 2	TS2CW2	\$384
.	.	.


For Canadian Pricing
Multiply U.S. Price by the
Canadian price factor.
▶ See page 1 for details.

TS Series Tower Too

Tip: Specify lock cylinders for each lock location.

Tip: For legal or side-to-side filing, use 15" Universal Storage rails, RXADRL15.

Tip: For box drawer dividers, use RDV1506 from the Universal Storage Collection. For file drawer dividers, use RDV1512 from the Universal Storage Collection.

Tip: For pencil trays, use RFXDPT from the Universal Storage collection.

Standard Includes	Required to Specify
<p>► Need help? Product details, page 34</p> <ul style="list-style-type: none"> Tower Too: paint price group 1 Storage cabinet with two fixed shelves and two file drawers Handle pulls, if selected: 0835 Black or 9211 Nickel Contemporary pulls, if selected: paint Lock face ring for drawers with plastic plug to accommodate lock cylinder: 9201 Polished Chrome Wardrobe hook, if selected Wardrobe rod with shelf, if selected Adjustable leveling glides 	<ul style="list-style-type: none"> 1 Style number 2 Paint color number for Tower Too 3 Color number for pulls 4 Options, if selected (see below) <p>► See <i>Surface Materials</i>, page 440.</p> <p>Tip: Remember to specify lock cylinder and key.</p> <p>► <i>Lock Cylinders</i>, page 451</p>

Options	U.S. Price	Required to Specify
Surface Materials <ul style="list-style-type: none"> Paint price group 2 Paint price group 3 	+\$ 12 +\$ 29	Specify paint color number. Specify paint color number.
Drawers <p>Box drawers on 48"H, 54"H, and 66"H towers</p> <ul style="list-style-type: none"> Two box drawers in place of top file drawer 	+\$297	Specify with box/box/file.
Pulls <ul style="list-style-type: none"> Ledge pulls: 7207 Black Ledge pulls: 4799 Platinum Metallic 	No cost +\$ 7	Specify with 7207 Black ledge pulls. Specify with 4799 Platinum Metallic ledge pulls.
Lock <ul style="list-style-type: none"> All locking (one lock for wardrobe, second lock for drawers, third lock for cabinet) All locking for open side units (one lock for wardrobe, second lock for drawers) 	+\$253 +\$126	Specify with doors and drawers locking. Specify with door and drawers locking.

Specification Information						
Dimensions			Counterweight Package	Style Number		U.S. Base Price
D	W	H		Handle Pulls	Contemporary Pulls	

Tower Too, Hinged Right

Wardrobe Hook

24"	24"	54"	Not required	TS2TWR54R	TS2TW54RC	\$2532
24"	24"	66"	Not required	TS2TWR66R	TS2TW66RC	\$2609

Wardrobe Rod with Shelf

24"	24"	54"	Not required	TS2TWR54RS	TS2TW54RSC	\$2670
24"	24"	66"	Not required	TS2TWR66RS	TS2TW66RSC	\$2741

Tower Too, Hinged Left

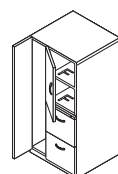
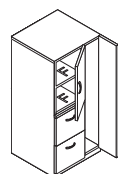
Wardrobe Hook

24"	24"	54"	Not required	TS2TWR54L	TS2TW54LC	\$2532
24"	24"	66"	Not required	TS2TWR66L	TS2TW66LC	\$2609

Wardrobe Rod with Shelf

24"	24"	54"	Not required	TS2TWR54LS	TS2TW54LSC	\$2670
24"	24"	66"	Not required	TS2TWR66LS	TS2TW66LSC	\$2741

► Specification Information, continued on next page



F=Fixed shelf

► Specification Information, continued from previous page

Specification Information

Dimensions			Counterweight Package	Style Number		U.S. Base Price
D	W	H		Handle Pulls	Contemporary Pulls	

Tower Too, Hinged Right with Open Side Shelving

Wardrobe Hook

24"	24"	48"	Not required	TS2TWS48R	TS2TWS48RC	\$2941
24"	24"	54"	Not required	TS2TWS54R	TS2TWS54RC	\$2983
24"	24"	66"	Not required	TS2TWS66R	TS2TWS66RC	\$3060

Wardrobe Rod with Shelf

24"	24"	48"	Not required	TS2TWS48RS	TS2TWS48RSC	\$3069
24"	24"	54"	Not required	TS2TWS54RS	TS2TWS54RSC	\$3114
24"	24"	66"	Not required	TS2TWS66RS	TS2TWS66RSC	\$3192

Tower Too, Hinged Left with Open Side Shelving

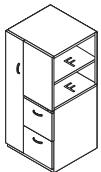
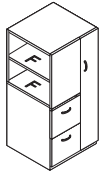
Wardrobe Hook

24"	24"	48"	Not required	TS2TWS48L	TS2TWS48LC	\$2941
24"	24"	54"	Not required	TS2TWS54L	TS2TWS54LC	\$2983
24"	24"	66"	Not required	TS2TWS66L	TS2TWS66LC	\$3060

Wardrobe Rod with Shelf

24"	24"	48"	Not required	TS2TWS48LS	TS2TWS48LSC	\$3069
24"	24"	54"	Not required	TS2TWS54LS	TS2TWS54LSC	\$3114
24"	24"	66"	Not required	TS2TWS66LS	TS2TWS66LSC	\$3192

TS Series Storage



F=Fixed shelf

Dome



Standard Includes

- Need help?
Product details,
page 35

- Dome: paint price group 1
- Hardware package

Required to Specify

- 1 Style number
2 Paint color number for dome
3 Options, if selected (see below)
► See *Surface Materials*, page 440.

Options		U.S. Price	Required to Specify
Surface Materials	• Paint price group 2	+\$12	Specify paint color number.
	• Paint price group 3	+\$29	Specify paint color number.


Specification Information

Dimensions			Style Number	U.S. Base Price
D	W	H		
24"	24"	4 1/2"	TS2TDME	\$892



For Canadian Pricing
Multiply U.S. Price by the
Canadian price factor.
► See page 1 for details.

TS Series Single Lockers



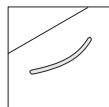
Standard Includes	Required to Specify
<p>► Need help? Product details, page 36</p> <ul style="list-style-type: none"> Locker: paint price group 1 Pulls: metal Lock face ring with plastic plug to accommodate lock cylinder: 9201 Polished Chrome Two wardrobe hooks on 18"D locker, if selected One coat rod on 24"D locker, if selected Adjustable leveling glides One fixed shelf for 52"H and 66"H locker, if selected: paint color to match locker Ganging hardware 	<ol style="list-style-type: none"> Style number Depth (see below under Required Selections) Width (see below under Required Selections) Height (see below under Required Selections) Paint color number for locker Pull (see options below under Required Selections) Options, if selected (see below) <p>► See <i>Surface Materials</i>, page 440. <i>Tip: Remember to specify lock cylinder and key.</i></p> <p>► <i>Lock Cylinders</i>, page 451</p>

Tip: Fixed shelf finish will match the locker finish.

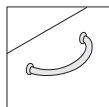
Tip: Ganging screws included in standard hardware pack.

	Required Selections	U.S. Price	Required to Specify
Depth	<ul style="list-style-type: none"> 18"D 24"D 	Prices at right Prices at right	Specify with 18"D. Specify with 24"D.
Width	<ul style="list-style-type: none"> 12"W 18"W 	Prices at right Prices at right	Specify with 12"W. Specify with 18"W.
Height	<ul style="list-style-type: none"> 40"H 52"H 65½"H 	Prices at right Prices at right Prices at right	Specify with 40"H. Specify with 52"H. Specify with 65½"H.

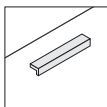
Pulls



Contemporary



Handle



Ledge

	Options	U.S. Price	Required to Specify
Surface Materials	<ul style="list-style-type: none"> Paint price group 2 Paint price group 3 	+\$ 12 +\$ 29	Specify paint color number. Specify paint color number.
Hinge Location	<ul style="list-style-type: none"> Left-sided hinge Right-sided hinge 	No cost No cost	Specify with left-sided hinge. Specify with right-sided hinge.
Pulls	<ul style="list-style-type: none"> Contemporary pulls Handle pulls Ledge pulls: 7207 Black Ledge pulls: 4799 Platinum Metallic 	No cost No cost No cost +\$ 7	Specify with contemporary pulls. Specify with handle pulls. Specify with 7207 Black ledge pulls. Specify with 4799 Platinum Metallic ledge pulls.
Electronic Lock	<ul style="list-style-type: none"> Digilock Versa keypad – standard 	+\$444	Specify with Digilock Versa keypad.
Shelf	<ul style="list-style-type: none"> No shelf One shelf 	No cost +\$110	Specify with no shelf. Specify with one shelf.
Coat Storage	<ul style="list-style-type: none"> Two hooks Coat rod 	No cost +\$ 28	Specify with two coat hooks. Specify with coat rod.

Tip: When electronic lock option is selected, the pull option cannot be selected. Electronic locks replace the pulls on doors.

Tip: Electronic lock options changed June 16, 2024. All orders placed after this date are manufactured with Digilock Versa keypad rather than the CompX Regulator.

Tip: Shelf, if specified, is fixed 12" from top of the locker.



Tip: For additional internal dimensions, see Storage Capacities and Dimensions section, page 456.

Specification Information				
Style Number	Dimensions		U.S. Base Prices	
	D	H	12"W	18"W
TS2LOCKER1B	18"	40"	\$1386	\$1404
	18"	52"	\$1414	\$1697
	18"	65½"	\$1449	\$1980
	24"	40"	\$1411	\$1451
	24"	52"	\$1759	\$1781
	24"	65½"	\$1803	\$2073


For Canadian Pricing
Multiply U.S. Price by the Canadian price factor.
▶ See page 1 for details.

TS Series Double Lockers



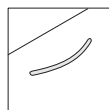
Tip: Both doors hinge together, either left side or right side.

Standard Includes	Required to Specify
<p>► Need help? Product details, page 36</p> <ul style="list-style-type: none"> Locker: paint price group 1 Pulls: metal Lock face ring with plastic plug to accommodate lock cylinder: 9201 Polished Chrome Two wardrobe hooks per opening Adjustable leveling glides Ganging hardware 	<ol style="list-style-type: none"> Style number Depth (see below under Required Selections) Width (see below under Required Selections) Paint color number for locker Pull (see below under Required Selections) Options, if selected (see below) <p>► See <i>Surface Materials</i>, page 440.</p> <p>Tip: Remember to specify lock cylinder and key.</p> <p>► <i>Lock Cylinders</i>, page 451</p>

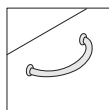
Tip: Ganging screws included in standard hardware pack.

Required Selections	U.S. Price	Required to Specify
Depth <ul style="list-style-type: none"> 18"D 24"D 	Prices below Prices below	Specify with 18"D. Specify with 24"D.
Width <ul style="list-style-type: none"> 12"W 18"W 	Prices below Prices below	Specify with 12"W. Specify with 18"W.

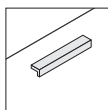
Pulls



Contemporary



Handle



Ledge

Options	U.S. Price	Required to Specify
Surface Materials <ul style="list-style-type: none"> Paint price group 2 Paint price group 3 	+\$ 12 +\$ 29	Specify paint color number. Specify paint color number.
Hinge Location <ul style="list-style-type: none"> Left-sided hinge Right-sided hinge 	No cost No cost	Specify with left-sided hinge. Specify with right-sided hinge.
Pulls <ul style="list-style-type: none"> Contemporary pulls Handle pulls Ledge pulls: 7207 Black Ledge pulls: 4799 Platinum Metallic 	No cost No cost No cost +\$ 7	Specify with contemporary pulls. Specify with handle pulls. Specify with 7207 Black ledge pulls. Specify with 4799 Platinum Metallic ledge pulls.
Electronic Lock <ul style="list-style-type: none"> Digilock Versa keypad – standard 	+\$888	Specify with Digilock Versa keypad.

Tip: When electronic lock option is selected, the pull option cannot be selected. Electronic locks replace the pulls on doors.

Tip: Electronic lock options changed June 16, 2024. All orders placed after this date are manufactured with Digilock Versa keypad rather than the CompX Regulator.

Tip: Shelf, if specified, is fixed 12" from top of the locker.

Tip: For interior dimensions, please see page 36.



For Canadian Pricing

Multiply U.S. Price by the Canadian price factor.

► See page 1 for details.

Specification Information

Style Number	Dimensions		U.S. Base Prices	
	D	H	12"W	18"W
TS2LOCKER2B	18"	65½"	\$1659	\$2070
	24"	65½"	\$2064	\$2154



Tip: The four locker doors hinge together, either left or right.

Tip: Ganging screws included in standard hardware pack.

Standard Includes	Required to Specify
<ul style="list-style-type: none"> Need help? Product details, page 38 Locker: paint price group 1 Pulls: metal Lock face ring with plastic plug to accommodate lock cylinder: 9201 Polished Chrome Two wardrobe hooks per opening Adjustable leveling glides Ganging hardware 	<ul style="list-style-type: none"> 1 Style number 2 Paint color number for locker 3 Pull (see below under Required Selections) 4 Options, if selected (see below) ▶ See <i>Surface Materials</i>, page 440. <i>Tip: Remember to specify lock cylinder and key.</i> ▶ <i>Lock Cylinders</i>, page 451

Required Selections
Pulls <div>  Contemporary  Handle  Ledge </div>

Options	U.S. Price	Required to Specify
Surface Materials <ul style="list-style-type: none"> Paint price group 2 Paint price group 3 	+\$ 12 +\$ 29	Specify paint color number. Specify paint color number.
Hinge Location <ul style="list-style-type: none"> Left-sided hinge Right-sided hinge 	No cost No cost	Specify with <i>left-sided hinge</i> . Specify with <i>right-sided hinge</i> .
Pulls <ul style="list-style-type: none"> Contemporary pulls Handle pulls Ledge pulls: 7207 Black Ledge pulls: 4799 Platinum Metallic 	No cost No cost No cost +\$ 7	Specify with <i>contemporary pulls</i> . Specify with <i>handle pulls</i> . Specify with <i>7207 Black ledge pulls</i> . Specify with <i>4799 Platinum Metallic ledge pulls</i> .
Electronic Lock <ul style="list-style-type: none"> Digilock Versa keypad – standard 	+\$1776	Specify with <i>Digilock Versa keypad</i> .

Tip: When electronic lock option is selected, the pull option cannot be selected. Electronic locks replace the pulls on doors.

Tip: Electronic lock options changed June 16, 2024. All orders placed after this date are manufactured with Digilock Versa keypad rather than the CompX Regulator.

Tip: Shelf, if specified, is fixed 12" from top of the locker.

Specification Information				
• Style Number	• Dimensions D W H			• U.S. Base Price
			</	

Tip: For interior dimensions, please see page 36.



For Canadian Pricing
 Multiply U.S. Price by the Canadian price factor.
 ▶ See page 1 for details.

TS Series Single Cubby Lockers



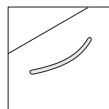
Tip: All cubby locker doors hinge together, either left side or right side.

Standard Includes	Required to Specify
<p>► Need help? Product details, page 38</p> <ul style="list-style-type: none"> Locker: paint price group 1 Pulls: metal Lock face ring with plastic plug to accommodate lock cylinder: 9201 Polished Chrome Adjustable leveling glides Ganging hardware 	<ol style="list-style-type: none"> Style number Height (see below under Required Selections) Paint color number for locker Pull (see below under Required Selections) Options, if selected (see below) <p>► See <i>Surface Materials</i>, page 440.</p> <p>Tip: Remember to specify lock cylinder and key.</p> <p>► <i>Lock Cylinders</i>, page 451</p>

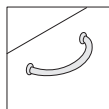
Tip: Ganging screws included in standard hardware pack.

Required Selections	U.S. Price	Required to Specify
Height <ul style="list-style-type: none"> 40"H 52"H 65½"H 	Price below Price below Price below	Specify with 40"H. Specify with 52"H. Specify with 65½"H.

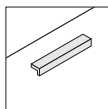
Pulls



Contemporary



Handle



Ledge

Options	U.S. Price	Required to Specify
Surface Materials <ul style="list-style-type: none"> Paint price group 2 Paint price group 3 	+\$ 12 +\$ 29	Specify paint color number. Specify paint color number.
Hinge Location <ul style="list-style-type: none"> Left-sided hinge Right-sided hinge 	No cost No cost	Specify with left-sided hinge. Specify with right-sided hinge.
Pulls <ul style="list-style-type: none"> Contemporary pulls Handle pulls Ledge pulls: 7207 Black Ledge pulls: 4799 Platinum Metallic 	No cost No cost No cost +\$ 7	Specify with contemporary pulls. Specify with handle pulls. Specify with 7207 Black ledge pulls. Specify with 4799 Platinum Metallic ledge pulls.
Electronic Lock <ul style="list-style-type: none"> Digilock Versa keypad – standard on two door locker Digilock Versa keypad – standard on three door locker Digilock Versa keypad – standard on four door locker 	+\$ 888 +\$1332 +\$1776	Specify with Digilock Versa keypad. Specify with Digilock Versa keypad. Specify with Digilock Versa keypad.

Tip: When electronic lock option is selected, the pull option cannot be selected. Electronic locks replace the pulls on doors.

Tip: Electronic lock options changed June 16, 2024. All orders placed after this date are manufactured with Digilock Versa keypad rather than the CompX Regulator.

Specification Information					
Style Number	Dimensions D W H			Number of Doors	U.S. Base Price
TS2LOCKERCUB1B	18"	12"	40"	2	\$1482
	18"	12"	52"	3	\$1527
	18"	12"	65½"	4	\$1857

Tip: For interior dimensions, please see page 38.



For Canadian Pricing
 Multiply U.S. Price by the Canadian price factor.
 ► See page 1 for details.

TS Series Double Cubby Lockers

TS Series Double
Cubby Lockers



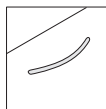
Tip: All cubby locker doors hinge together, either left side or right side.

Standard Includes	Required to Specify
<p>► Need help? Product details, page 38</p> <ul style="list-style-type: none"> Locker: paint price group 1 Pulls: metal Lock face ring with plastic plug to accommodate lock cylinder: 9201 Polished Chrome Adjustable leveling glides Ganging hardware 	<ol style="list-style-type: none"> Style number Height (see below under Required Selections) Paint color number for locker Pull (see below under Required Selections) Options, if selected (see below) <p>► See <i>Surface Materials</i>, page 440. <i>Tip: Remember to specify lock cylinder and key.</i> ► See <i>Lock Cylinders</i>, page 451</p>

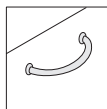
Tip: Ganging screws included in standard hardware pack.

Required Selections	U.S. Price	Required to Specify
Height <ul style="list-style-type: none"> 40"H 52"H 65½"H 	Price below Price below Price below	Specify with 40"H. Specify with 52"H. Specify with 65½"H.

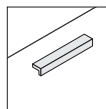
Pulls



Contemporary



Handle



Ledge

Options	U.S. Price	Required to Specify
Surface Materials <ul style="list-style-type: none"> Paint price group 2 Paint price group 3 	+\$ 12 +\$ 29	Specify paint color number. Specify paint color number.
Hinge Location <ul style="list-style-type: none"> Left-sided hinge Right-sided hinge 	No cost No cost	Specify with left-sided hinge. Specify with right-sided hinge.
Pulls <ul style="list-style-type: none"> Contemporary pulls Handle pulls Ledge pulls: 7207 Black Ledge pulls: 4799 Platinum Metallic 	No cost No cost No cost +\$ 7	Specify with contemporary pulls. Specify with handle pulls. Specify with 7207 Black ledge pulls. Specify with 4799 Platinum Metallic ledge pulls.
Electronic Lock <ul style="list-style-type: none"> Digilock Versa keypad – standard on four door locker Digilock Versa keypad – standard on six door locker Digilock Versa keypad – standard on eight door locker 	+\$1776 +\$2664 +\$3552	Specify with Digilock Versa keypad. Specify with Digilock Versa keypad. Specify with Digilock Versa keypad.

Tip: When electronic lock option is selected, the pull option cannot be selected. Electronic locks replace the pulls on doors.

Tip: Electronic lock options changed June 16, 2024. All orders placed after this date are manufactured with Digilock Versa keypad rather than the CompX Regulator.

Specification Information					
Style Number	Dimensions D W H			Number of Doors	U.S. Base Price
TS2LOCKERCUB2B	18"	24"	40"	4	\$2584
	18"	24"	52"	6	\$2749
	18"	24"	65½"	8	\$3340

Tip: For interior dimensions, please see page 38.



For Canadian Pricing
Multiply U.S. Price by the Canadian price factor.
► See page 1 for details.

Specifying Universal Steel Storage Products

Universal Pedestals

Universal Fixed Pedestals	216
Universal Pedestal Fillers and Counterweights	218
Universal Fixed to Freestanding Pedestal Conversion Kits	219
Universal Mobile Pedestals	220
Basic Cushions Enhanced	224

Universal Bins and Shelves

Universal Sliding Door Bins with Steel, Laminate, or Wood Fronts	226
Universal Over the Case Bins with Flat Fronts	228
Universal In the Case Bins with Steel, Laminate, or Wood Flat Fronts	230
Universal Shelves	234
Accessories for Universal Bins and Universal Shelves	236

Slim Shelves

Universal One-High, 1.5-High, and Two Drawer Lateral Files	244
--	-----

Intermediate Supports	249
-----------------------	-----

Low Storage-to-Beam Tether Bracket	250
------------------------------------	-----

Cushion Tops	251
--------------	-----

Basic Cushions Enhanced	252
-------------------------	-----

Universal One-High and 1.5-High Open Laterals for Ology Application	254
---	-----

Universal Common Tops for Ology Application	256
---	-----

Universal One-High and 1.5-High Open Laterals for Migration SE Application	260
--	-----

Universal Common Tops for Migration SE Application	262
--	-----

Universal Towers

Universal Open Side Towers	266
Universal Dual Door Towers	270

Universal Personal Lockers	276
----------------------------	-----

Universal Multi-Door Lockers	280
------------------------------	-----

Universal Lateral Files	284
-------------------------	-----

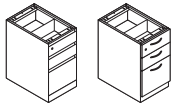
Universal Combination Cabinets	288
--------------------------------	-----

Universal Storage Cabinets	294
----------------------------	-----

Universal Bookcases	300
---------------------	-----

Universal Fixed Pedestals

With Flush Steel, Proud Steel, Proud Laminate, or Proud Composite Veneer Fronts



Tip: Counterweight packages are required to ensure product stability and are ordered as an option or separately. Product specification pages indicate the correct counterweight package for each style number and any exceptions where counterweights are not required.
► See Counterweight Requirements for Storage Products, pages 7–13.

Tip: When using a Universal fixed pedestal for a single pedestal desk, 48"W and below require an interlock. Single pedestal desks with 30"D pedestals also require an interlock (Service Part 1043575SR).

For composite veneer, wood group 2, wood group 3, laminate price group 2, and laminate price group 3 pricing, please refer to the electronic catalog or SmartTools.



For Canadian Pricing
 Multiply U.S. Price by the Canadian price factor.
► See page 1 for details.

Standard Includes		Required to Specify
► Need help? Product details, page 48	<ul style="list-style-type: none"> • Pedestal: paint price group 1 • Removable drawer fronts: paint to match pedestal, laminate price group 1 if proud laminate front selected, or composite veneer price group 1 if proud composite veneer front selected • Integral pulls on units with flush steel fronts • Pulls: metal • Full drawer interiors: black only <ul style="list-style-type: none"> – One pencil tray and two box drawer dividers per box/file • Lock, keyed random: 9201 Polished Chrome • Mounting hardware • Four adjustable leveling glides 	1 Style number with appropriate front style suffix in the space provided F Flush steel front P Proud steel front L Proud laminate front W Proud composite veneer or wood front 2 Paint color number for pedestal 3 Laminate color number for drawer fronts, if proud laminate fronts selected 4 Composite veneer or wood color number for drawer fronts, if proud composite veneer or wood fronts selected 5 Pull (see below under Required Selections) 6 Metal color number for pulls, if proud steel, proud laminate, or proud wood front selected 7 Options, if selected (see below) ► See Surface Materials, page 440.

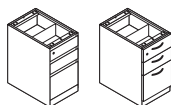
Required Selections					
Pulls					
Contemporary	Handle	Jazz	Bar	c:scape	

Options	U.S. Price	Required to Specify
Surface Materials <ul style="list-style-type: none"> • Paint price group 1 • Paint price group 2 • Paint price group 3 	No cost +\$ 67 +\$114	Specify paint color number. Specify paint color number. Specify paint color number.
<ul style="list-style-type: none"> • Laminate price group 1 on proud laminate drawer fronts • Laminate price group 2 on proud laminate drawer fronts • Laminate price group 3 on proud laminate drawer fronts • Open Line laminate on proud laminate drawer fronts 	Prices at right See information at left See information at left +\$105 plus cost of laminate	Specify laminate color number. Specify laminate color number. Specify laminate color number. ► See Surface Materials Reference Manual.
<ul style="list-style-type: none"> • Composite veneer group 1 on proud wood drawer fronts • Composite veneer group 2 on proud wood drawer fronts 	Prices at right See information at left	Specify composite veneer color number. Specify composite veneer color number.
<ul style="list-style-type: none"> • Wood group 1 on proud wood drawer fronts • Wood group 2 on proud wood drawer fronts • Wood group 3 on proud wood drawer fronts • Customiz stain on proud wood drawer fronts 	Prices at right See information at left See information at left No cost	Specify wood color number. Specify wood color number. Specify wood color number. Specify with Customiz stain. ► See Surface Materials Reference Manual.
Pulls for Flush Steel Fronts <ul style="list-style-type: none"> • Full-width wood veneer pull • Customiz stain on wood veneer pull 	+\$401 No cost	Specify with wood pull and indicate wood color number. Specify with Customiz stain. ► See Surface Materials Reference Manual.

► Options, continued on next page

Options	U.S. Price	Required to Specify
Pulls	Proud steel, laminate, or wood fronts <ul style="list-style-type: none">ContemporaryNo costHandleNo costJazz+\$ 29 per pullBar+\$ 44 per pull <hr/> Proud steel fronts only <ul style="list-style-type: none">c:scape FX10/26+\$ 49 per pull	<i>Specify with contemporary pull.</i> <i>Specify with handle pull.</i> <i>Specify with jazz pull.</i> <i>Specify with bar pull.</i> <i>Specify with c:scape pull.</i>
Drawer Accessories	Rails <ul style="list-style-type: none">Two side-to-side hanging rails per file drawerNo cost	<i>Specify with rails.</i>
Basic Drawer Interiors	18"D, 24"D, and 30"D box/box/file pedestals <ul style="list-style-type: none">No rails, pencil trays, or box drawer dividers-\$ 82	<i>Specify with basic drawers.</i>
Lock and Keying	Lock <ul style="list-style-type: none">Ember ChromeNo costNo lock-\$104 <hr/> Individual locking drawers <ul style="list-style-type: none">File/file pedestals only+\$196 <hr/> Keying <ul style="list-style-type: none">Factory- and field-installed keying	<i>Specify with 9250 Ember Chrome lock.</i> <i>Specify with no lock.</i> <i>Specify with individual drawer lock.</i> ► Page 450
Related Products	<ul style="list-style-type: none">Universal fixed to freestanding pedestal conversion kitsStorage accessories	► Page 219 ► Page 324

Tip: Your specification is not complete until you add a suffix to the style number to define the front style (for example, RPF1827A__ becomes RPF1827AP for proud steel front).



Tip: Only 22⁵/₈"D, 23¹/₂"D, 28⁵/₈"D, and 29¹/₂"D pedestals can accommodate legal-size filing.



▶ See page 1 for details.

• Dimensions		W	H	• Counter-weight Package	• Style Number	• U.S. Base Prices					
D	Flush Steel Front					Proud Steel/Lam/Comp Ven/Wood Front	Flush Steel Front	Proud Steel Front	Proud Lam Front	Proud Comp Ven Front	Proud Wood Front

Two Box Drawers and One File Drawer										
17½"	18¾"	15"	27"	RPCW	RPF1827A__	\$ 933	\$1035	\$1346	\$1424	\$1432
22½"	23½"	15"	27"	RPCW	RPF2427A__	\$1018	\$1120	\$1431	\$1509	\$1517
28½"	29½"	15"	27"	RPCW	RPF3027A__	\$1223	\$1325	\$1636	\$1714	\$1722
Two File Drawers										
17½"	18¾"	15"	27"	RPCW	RPF1827B__	\$ 903	\$1005	\$1316	\$1394	\$1402
22½"	23½"	15"	27"	RPCW	RPF2427B__	\$ 988	\$1090	\$1401	\$1479	\$1487
28½"	29½"	15"	27"	RPCW	RPF3027B__	\$1193	\$1295	\$1606	\$1684	\$1692

Storage Specification Guide

Universal Pedestal Fillers and Counterweights

Universal Pedestal Fillers for 27"H Fixed Pedestals with Flush and Proud Fronts



Standard Includes	Required to Specify
<ul style="list-style-type: none"> Need help? Product details, page 49 Filler: all paint price groups Installation hardware 	<ul style="list-style-type: none"> 1 Style number 2 Paint color number for filler

Specification Information

Dimensions			Application	Style Number	U.S. Price
D	H				
Flush Steel Front	Proud Steel/Wood Front				

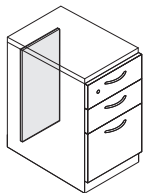
Pedestal Fillers for 27"H Fixed Pedestals with Flush Steel Fronts

13/8"	N.A.	27"	Answer and Kick Panels	RPXFTAKFP	\$110
13/8"	N.A.	27"	Montage Frames	RPXFMONFP	\$110

Pedestal Fillers for 27"H Fixed Pedestals with Proud Fronts

N.A.	1/2"	27"	Answer and Kick Panels	RPXFTAKPP	\$110
N.A.	1/2"	27"	Montage Frames	RPXFMONPP	\$110
N.A.	1/2"	27"	Montage Frames	RPXFMONPPOM	\$110

Universal Pedestal Counterweight



Standard Includes	Required to Specify
<ul style="list-style-type: none"> Need help? Product details, page 49 Pedestal counterweight: black 	<ul style="list-style-type: none"> Style number

Specification Information

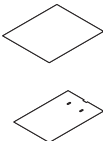
Style Number	U.S. Price
RPCW	\$227



For Canadian Pricing
Multiply U.S. Price by the Canadian price factor.
▶ See page 1 for details.

Universal Fixed to Freestanding Pedestal Conversion Kits

Universal Fixed to
Freestanding Pedestal
Conversion Kits



Tip: Flush and proud front pedestals require different conversion kits. Be sure to order the correct style number for your application.

Standard Includes	Required to Specify
<ul style="list-style-type: none"> ▶ Need help? Product details, page 48 • 1/8"H steel top: all paint price groups • Counterweight package • Installation hardware 	<ul style="list-style-type: none"> 1 Style number 2 Paint color number for top ▶ See <i>Surface Materials</i>, page 440.

Specification Information		
Dimensions D H	Style Number	U.S. Price

For 27"H Proud Steel, Laminate, or Wood Front Pedestals

183/8"	27"	RPXCK2718P	\$315
231/2"	27"	RPXCK2724P	\$347
291/2"	27"	RPXCK2730P	\$384
.	.	.	.

For 27"H Flush Steel Front Pedestals

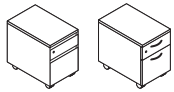
171/2"	27"	RPXCK2718F	\$315
225/8"	27"	RPXCK2724F	\$347
285/8"	27"	RPXCK2730F	\$384
.	.	.	.



For Canadian Pricing
Multiply U.S. Price by the
Canadian price factor.
▶ See page 1 for details.

Universal Mobile Pedestals

With Flush Steel, Proud Steel, Proud Laminate, or Proud Composite Veneer Fronts



Tip: 1/8"H steel top is non-structural.

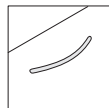
Tip: Counterweight packages for mobile pedestals are required to ensure product stability and are included.

► See Counterweight Requirements for Storage Products, pages 7–13.

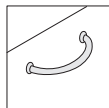
Standard Includes		Required to Specify
► Need help? Product details, page 48	<ul style="list-style-type: none"> Pedestal: paint price group 1 1/8"H steel top: paint to match pedestal Removable drawer fronts: paint to match pedestal, laminate price group 1 if proud laminate front selected, or composite veneer price group 1 if proud composite veneer front selected Integral pulls on units with flush steel fronts Pulls: metal Full drawer interiors: black only <ul style="list-style-type: none"> – One pencil tray per box/file or box/box/file and box drawer dividers Lock, keyed random: 9201 Polished Chrome Four hard-composition, non-locking casters: black only Counterweight package 	1 Style number with appropriate front style suffix in the space provided F Flush steel front P Proud steel front L Proud laminate front W Proud composite veneer or wood front 2 Paint color number for pedestal 3 Laminate color number for drawer fronts, if proud laminate fronts selected 4 Composite veneer or wood color number for drawer fronts, if proud composite veneer or fronts selected 5 Pull (see below under required selections) 6 Metal color number for pulls, if proud steel, proud laminate, or proud wood front selected 7 Options, if selected (see below) ► See <i>Surface Materials</i> , page 440.

Required Selections

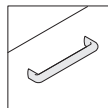
Pulls



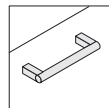
Contemporary



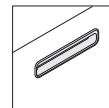
Handle



Jazz



Bar



c:scape

For composite veneer, laminate and wood group 2 and 3 pricing, please refer to the electronic catalog or SmartTools.

	Options	U.S. Price	Required to Specify
Surface Materials	<ul style="list-style-type: none"> Paint price group 1 Paint price group 2 Paint price group 3 	No cost +\$ 67 +\$114	Specify paint color number. Specify paint color number. Specify paint color number.
	<ul style="list-style-type: none"> Laminate group 1 on proud laminate drawer fronts Laminate group 2 on proud laminate drawer fronts Laminate group 3 on proud laminate drawer fronts Open Line laminate on proud laminate drawer fronts 	Prices at right See information at left See information at left +\$105 plus cost of laminate	Specify laminate color number. Specify laminate color number. Specify laminate color number. ► See <i>Surface Materials Reference Manual</i> .
	<ul style="list-style-type: none"> Composite veneer group 1 on proud wood drawer fronts Composite veneer group 2 on proud wood drawer fronts 	See information at left See information at left	Specify composite veneer color number. Specify composite veneer color number.
	<ul style="list-style-type: none"> Wood group 1 on proud wood drawer fronts Wood group 2 on proud wood drawer fronts Wood group 3 on proud wood drawer fronts Customiz stain on proud wood drawer fronts 	Prices at right See information at left See information at left No cost	Specify wood color number. Specify wood color number. Specify wood color number. Specify with Customiz stain. ► See <i>Surface Materials Reference Manual</i> .

► Options, continued on next page



For Canadian Pricing
 Multiply U.S. Price by the Canadian price factor.
 ► See page 1 for details.

► Options, continued from previous page

	Options	U.S. Price	Required to Specify
Tops	• 1"H square edge steel top	+\$107	Specify with steel square top.
	Laminate top		
	• 1 $\frac{3}{16}$ "H square edge laminate price group 1 top	+\$448	Specify with laminate top and indicate laminate color number for top and plastic color number for edges.
	• 1 $\frac{3}{16}$ "H square edge laminate price group 2 top	See information at left	Specify with laminate top and indicate laminate color number for top and plastic color number for edges.
	• 1 $\frac{3}{16}$ "H square edge laminate price group 3 top	See information at left	Specify with laminate top and indicate laminate color number for top and plastic color number for edges.
	• Open Line laminate on laminate top	+\$105 plus cost of laminate	► See Surface Materials Reference Manual.
	Composite veneer top		
	• 1 $\frac{3}{16}$ "H composite veneer group 1 veneer top	+\$ 606	Specify with composite veneer top and indicate composite veneer color number.
	• 1 $\frac{3}{16}$ "H composite veneer group 2 veneer top	+\$ 647	Specify with composite veneer top and indicate composite veneer color number.
	Wood veneer top		
	• 1 $\frac{3}{16}$ "H wood group 1 veneer top	+\$ 622	Specify with wood veneer top and indicate wood color number.
	• 1 $\frac{3}{16}$ "H wood group 2 veneer top	See information at left	Specify with wood veneer top and indicate wood color number.
	• 1 $\frac{3}{16}$ "H wood group 3 veneer top	See information at left	Specify with wood veneer top and indicate wood color number.
	• Customiz stain on wood veneer top	No cost	Specify with Customiz stain. ► See Surface Materials Reference Manual.
	Cushion top for factory installation on RPM2421C__ only		
	• Cushion top without handle	+\$ 554	Specify with cushion top and indicate fabric color number.
	• Cushion top with black handle	+\$ 697	Specify with cushion top and handle and indicate fabric color number.
Pulls for Flush Steel Fronts	Upholstery on pedestal cushion top		
	• Fabric price group 1	No cost	Specify fabric color number.
	• Fabric price group 2	+\$ 12	Specify fabric color number.
	• Fabric price group 3	+\$ 60	Specify fabric color number.
	• Fabric price group 4	+\$ 75	Specify fabric color number.
	• Fabric price group 5	+\$ 94	Specify fabric color number.
	• Fabric price group 6	+\$ 132	Specify fabric color number.
	• Fabric price group 7	+\$ 158	Specify fabric color number.
	• Fabric price group 8	+\$ 229	Specify fabric color number.
	• Fabric price group 9	+\$ 293	Specify fabric color number.
	• Fabric price group 10	+\$ 357	Specify fabric color number.
	• Leather price group	+\$ 916	Specify leather color number.
	• Select Surfaces leather price group 1	+\$ 916	► See Surface Materials Reference Manual.
	• Elmosoft leather price group	+\$1056	Specify Elmosoft leather color number.
	• Select Surfaces leather price group 2	+\$1056	► See Surface Materials, page 440. ► See Surface Materials Reference Manual.
	• Vinyl	+\$ 12	Specify vinyl color number.
	• Customer's Own Material (COM) or Customer's Own Leather (COL)	+\$ 24	► See Surface Materials Reference Manual to specify.
	• Full-width wood veneer pull	+\$ 401	Specify with wood pull and indicate wood color number.
	• Customiz stain on wood veneer pull	No cost	Specify with Customiz stain. ► See Surface Materials Reference Manual.

Tip: Optional tops will increase the overall top pedestal height. Finishes must be selected for both the wood veneer top and the wood veneer fronts.

For laminate and wood group 2 and 3 pricing, please refer to the electronic catalog or SmartTools.

Tip: For both cushion top and basic cushion enhanced: Fabric patterns with a linear design will always be applied from the front to back of the unit (depth of the unit).

Tip: For both cushion top and basic cushion enhanced: Pattern matching will not be done on COM.



For Canadian Pricing
Multiply U.S. Price by the Canadian price factor.
► See page 1 for details.

► Options, continued on next page

Universal Mobile Pedestals, with Flush Steel, Proud Steel, Proud Laminate, or Proud Composite Veneer Fronts, continued

► Options, continued from previous page

	Options	U.S. Price	Required to Specify
Pulls	Proud steel, laminate, or wood fronts		
	• Contemporary	No cost	Specify with contemporary pull.
	• Handle	No cost	Specify with handle pull.
	• Jazz	+\$ 29 per pull	Specify with jazz pull.
	• Bar	+\$ 44 per pull	Specify with bar pull.
	Proud steel fronts only		
	• c:scape FX10/26	+\$ 49 per pull	Specify with c:scape pull.
Drawer Accessories	Rails		
	• Two side-to-side hanging rails per file drawer	No cost	Specify with rails.
Basic Drawer Interiors	Box/file and box/box/file pedestals		
	• No rails, pencil trays, or box drawer dividers	-\$ 82	Specify with basic drawers.
Lock and Keying	Lock		
	• Ember Chrome	No cost	Specify with 9250 Ember Chrome lock.
	Individual locking drawers		
	• File/file pedestals only	+\$196	Specify with individual drawer lock.
	Keying		
	• Factory- and field-installed keying		► Page 450
Related Products	• Storage accessories		► Page 324
	• Basic cushions enhanced		► Page 224

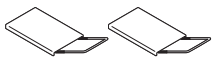
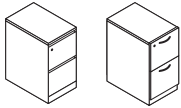
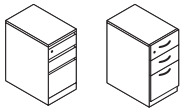
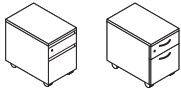
Tip: The c:scape pull option will be culled October 18, 2026.



For Canadian Pricing
Multiply U.S. Price by the Canadian price factor.
► See page 1 for details.

~~FX10/26~~ = Last order entry
October 18, 2026

Tip: Your specification is not complete until you add a suffix to the style number to define the front style (for example, RPM1821C__ becomes RPM1821CP for proud steel front).



Tip: If used with a Universal mobile pedestal manufactured before 12/20/2011, you will need to order service part 1072962001SR for attachment hardware.



For Canadian Pricing
Multiply U.S. Price by the Canadian price factor.
▶ See page 1 for details.

Specification Information

Dimensions			W	H	Counter-weight Package	Style Number	U.S. Base Prices				
D	Flush Steel Front	Proud Steel/Lam/Comp Ven/Wood Front					Flush Steel Front	Proud Steel Front	Proud Lam Front	Proud Comp Ven Front	Proud Wood Front
							Suffix F	Suffix P	Suffix L	Suffix W	Suffix W

Box/File

17 1/2"	18 3/8"	15"	21"	Included	RPM1821C__	\$1268	\$1370	\$1681	\$1759	\$1767
22 5/8"	23 1/2"	15"	21"	Included	RPM2421C__	\$1382	\$1484	\$1795	\$1873	\$1881

Box/Box/File

17 1/2"	18 3/8"	15"	27"	Included	RPM1827A__	\$1449	\$1503	\$1816	\$1894	\$1902
22 5/8"	23 1/2"	15"	27"	Included	RPM2427A__	\$1544	\$1593	\$1906	\$1984	\$1992

File/File

17 1/2"	18 3/8"	15"	27"	Included	RPM1827B__	\$1377	\$1474	\$1787	\$1865	\$1873
22 5/8"	23 1/2"	15"	27"	Included	RPM2427B__	\$1518	\$1564	\$1877	\$1955	\$1963

Specification Information

Actual Dimensions			Style Number	U.S. Base Price	
D	W	H			

Pedestal Cushion Top for Field Installation on RPM2421C__ only

Cushion Top without Handle

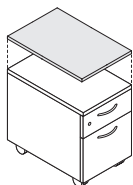
22 5/8"	15"	2 1/4"	RPXTC24F	\$496	(For use with RPM2421CF only)
23 1/2"	15"	2 1/4"	RPXTC24P	\$496	(For use with RPM2421CP, RPM2421CL, and RPM2421CW only)

Cushion Top with Black Handle

22 5/8"	15"	2 1/4"	RPXTCH24F	\$667	(For use with RPM2421CF only)
23 1/2"	15"	2 1/4"	RPXTCH24P	\$667	(For use with RPM2421CP, RPM2421CL, and RPM2421CW only)

Basic Cushions Enhanced

For Universal Mobile Pedestals



Tip: Basic cushion enhanced is field-installed and supplies to attach are included.

Tip: Basic cushion enhanced is available on Universal mobile pedestals RPM1821CF, RPM1821CP, RPM1821CL, RPM1821CW, RPM2421CF, RPM2421CP, RPM2421CL, and RPM2421CW with a top only.

Tip: Basic cushion enhanced is constructed with a thin solid base.

Tip: For both cushion top and basic cushion enhanced: Fabric patterns with a linear design will always be applied from the front to back of the unit (depth of the unit).

Tip: For both cushion top and basic cushion enhanced: Pattern matching will not be done on COM.

Standard Includes

- ▶ Need help? Product details, page 48
- Enhanced cushion top: fabric price group 1
- Attachment supplies: hook and loop fastener

Required to Specify

- 1 Style number
- 2 Fabric color number for cushion top
- 3 Options, if selected (see below)
- ▶ See *Surface Materials*, page 440.

Options		U.S. Price	Required to Specify
Surface Materials	Upholstery		
	<ul style="list-style-type: none"> • Fabric price group 1 • Fabric price group 2 • Fabric price group 3 • Fabric price group 4 • Fabric price group 5 • Fabric price group 6 • Fabric price group 7 • Fabric price group 8 • Fabric price group 9 • Fabric price group 10 • Customer's Own Material (COM) 	<ul style="list-style-type: none"> No cost +\$ 12 +\$ 60 +\$ 75 +\$ 94 +\$132 +\$158 +\$229 +\$293 +\$357 +\$ 24 	<ul style="list-style-type: none"> Specify fabric color number. Specify fabric color number. Specify fabric color number. Specify fabric color number. Specify fabric color number. Specify fabric color number. Specify fabric color number. Specify fabric color number. Specify fabric color number. Specify fabric color number. Specify fabric color number.

Related Products

- Universal mobile pedestals

▶ Page 220

Specification Information

Dimensions			Style Number	U.S. Base Price
D	W	H		
17 1/2"	15"	1"	RCHE1715	\$283
22 5/8"	15"	1"	RCHE2315	\$297



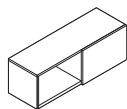
For Canadian Pricing

Multiply U.S. Price by the Canadian price factor.

▶ See page 1 for details.

Universal Sliding Door Bins with Steel, Laminate, or Composite Veneer Fronts

For Use with Answer, Kick, and Montage



	Standard Includes	Required to Specify
► Need help? Product details, page 52	<ul style="list-style-type: none"> Overhead bin: paint price group 1 Sliding door: paint price group 1, laminate price group 1, or composite veneer price group 1 Recess beneath unit to accommodate shelf light Shelf backstop On-module attachment brackets with safety catch: black paint only Lock, keyed random: 9201 Polished Chrome 	<ol style="list-style-type: none"> Style number Paint color number for overhead bin Paint, laminate, or composite veneer color number for door Options, if selected (see below) <p>► See <i>Surface Materials</i>, page 440.</p>

For composite veneer, wood group 2, wood group 3, laminate price group 2, and laminate price group 3 pricing, please refer to the electronic catalog or SmartTools.

Tip: Upmount brackets include steel back to enclose storage bin.

	Options	U.S. Price	Required to Specify
Surface Materials	Overhead bin with one steel door		
	<ul style="list-style-type: none"> Paint price group 1 Paint price group 2 Paint price group 3 	<ul style="list-style-type: none"> No cost +\$ 67 +\$114 	<ul style="list-style-type: none"> Specify paint color number. Specify paint color number. Specify paint color number.
	Overhead bin with one laminate or wood door		
	<ul style="list-style-type: none"> Paint price group 1 Paint price group 2 Paint price group 3 Laminate price group 1 door Laminate price group 2 door Laminate price group 3 door Open Line laminate on door Composite veneer group 1 on wood door Composite veneer group 2 on wood door Wood group 1 on wood door Wood group 2 on wood door Wood group 3 on wood door Customiz stain on wood door 	<ul style="list-style-type: none"> No cost +\$ 67 +\$104 Prices at right See information at left See information at left +\$105 plus cost of laminate Prices at right See information at left Prices at right See information at left See information at left No cost 	<ul style="list-style-type: none"> Specify paint color number. Specify paint color number. Specify paint color number. Specify laminate color number. Specify laminate color number. Specify laminate color number. ► See <i>Surface Materials Reference Manual</i>. Specify composite veneer color number. Specify composite veneer color number. Specify wood color number. Specify wood color number. Specify wood color number. Specify with <i>Customiz stain</i>. ► See <i>Surface Materials Reference Manual</i>.
Brackets	Upmount brackets		
	<ul style="list-style-type: none"> Upmount kit 	<ul style="list-style-type: none"> +\$300 	<ul style="list-style-type: none"> Specify <i>with upmount kit</i>.
	No brackets		
	<ul style="list-style-type: none"> Omit brackets 	<ul style="list-style-type: none"> -\$ 32 	<ul style="list-style-type: none"> Specify <i>omit brackets</i>.
Shelf Accessories	<ul style="list-style-type: none"> Four dividers: white plastic 	<ul style="list-style-type: none"> +\$ 80 	<ul style="list-style-type: none"> Specify <i>with dividers</i>.
Lock and Keying	Lock		
	<ul style="list-style-type: none"> No lock Ember Chrome 	<ul style="list-style-type: none"> -\$110 No cost 	<ul style="list-style-type: none"> Specify <i>with no lock</i>. Specify <i>with 9250 Ember Chrome lock</i>.
	Keying		
	<ul style="list-style-type: none"> Factory- and field-installed keying 		<ul style="list-style-type: none"> ► Page 450
Related Products	<ul style="list-style-type: none"> Accessories Shelf lights 		<ul style="list-style-type: none"> ► Page 236 ► Page 426

 **For Canadian Pricing**
Multiply U.S. Price by the Canadian price factor.
► See page 1 for details.

Specification Information

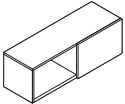
Dimensions			Style	U.S.	Style	U.S.	Style	U.S.	Style	U.S.
D	W	H	Number	Base Price	Number	Base Price	Number	Base Price	Number	Base Price

Steel Fronts

Laminate Fronts

Comp Ven Fronts

Wood Fronts

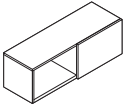


Tip: Overhead storage bins with a **"TAK"** suffix can be used with Privacy Wall as well.

► See Architectural Solutions Specification Guide for attachment information.

Bins for Use with Answer and Kick

15¾"	36"	16¼"	RSB36TAK	\$1096	RSB36LTAK	\$1672	RSB36WTAK	\$1718	RSB36WTAK	\$1723
15¾"	42"	16¼"	RSB42TAK	\$1136	RSB42LTAK	\$1712	RSB42WTAK	\$1758	RSB42WTAK	\$1763
15¾"	48"	16¼"	RSB48TAK	\$1168	RSB48LTAK	\$1744	RSB48WTAK	\$1790	RSB48WTAK	\$1795
15¾"	60"	16¼"	RSB60TAK	\$1767	RSB60LTAK	\$2809	RSB60WTAK	\$2855	RSB60WTAK	\$2860
15¾"	66"	16¼"	RSB66TAK	\$1861	RSB66LTAK	\$2903	RSB66WTAK	\$2949	RSB66WTAK	\$2954
15¾"	72"	16¼"	RSB72TAK	\$1932	RSB72LTAK	\$2974	RSB72WTAK	\$3020	RSB72WTAK	\$3025
:	:	:	:	:	:	:	:	:	:	:



Bins for Use with Montage

15¾"	36"	16¼"	RSB36MON	\$1096	RSB36LMON	\$1672	RSB36WMON	\$1718	RSB36WMON	\$1723
15¾"	42"	16¼"	RSB42MON	\$1136	RSB42LMON	\$1712	RSB42WMON	\$1758	RSB42WMON	\$1763
15¾"	48"	16¼"	RSB48MON	\$1168	RSB48LMON	\$1744	RSB48WMON	\$1790	RSB48WMON	\$1795
15¾"	60"	16¼"	RSB60MON	\$1767	RSB60LMON	\$2809	RSB60WMON	\$2855	RSB60WMON	\$2860
15¾"	66"	16¼"	RSB66MON	\$1861	RSB66LMON	\$2903	RSB66WMON	\$2949	RSB66WMON	\$2954
15¾"	72"	16¼"	RSB72MON	\$1932	RSB72LMON	\$2974	RSB72WMON	\$3020	RSB72WMON	\$3025
:	:	:	:	:	:	:	:	:	:	:



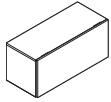
For Canadian Pricing

Multiply U.S. Price by the Canadian price factor.

► See page 1 for details.

Universal Over the Case Bins with Flat Fronts

For Use with Answer, Kick, and Montage



	Standard Includes	Required to Specify
► Need help? Product details, page 56	<ul style="list-style-type: none"> Overhead bin with lift-up door: paint price group 1 Recess beneath unit to accommodate shelf light Shelf backstop On-module attachment brackets with safety catch: black paint only Lock, keyed random: 9201 Polished Chrome 	1 Style number 2 Paint color number for overhead bin 3 Options, if selected (see below) ► See <i>Surface Materials</i> , page 440.

	Options	U.S. Price	Required to Specify
Surface Materials	Overhead bin with one door		
	• Paint price group 1	No cost	Specify paint color number.
	• Paint price group 2	+\$ 67	Specify paint color number.
	• Paint price group 3	+\$114	Specify paint color number.
	Overhead bin with two doors		
	• Paint price group 1	No cost	Specify paint color number.
	• Paint price group 2	+\$ 90	Specify paint color number.
	• Paint price group 3	+\$159	Specify paint color number.
Brackets	Upmount brackets		
	• Upmount kit	+\$300	Specify with upmount kit.
	No brackets		
	• Omit brackets	–\$ 32	Specify omit brackets.
Door Mechanism	• Assist mechanism	+\$298 per door	Specify with assist mechanism.
Shelf Accessories	• Four dividers: white plastic	+\$ 80	Specify with dividers.
Lock and Keying	Lock		
	• No lock	–\$110 per door	Specify with no lock.
	• Ember Chrome	No cost	Specify with 9250 Ember Chrome lock.
	Keying		
Related Products	• Factory- and field-installed keying		► Page 450
	• Accessories		► Page 236
	• Shelf lights		► Page 426

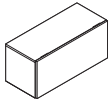
Tip: Upmount brackets include steel back to enclose storage bin.

Tip: Overhead storage bins and shelves with a "TAK" suffix can be used with Privacy Wall as well.
► See *Architectural Solutions Specification Guide* for attachment information.

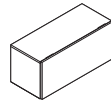
Tip: Units specified with no lock will still have a visible slot in the shelf where lock-in components would be.



For Canadian Pricing
Multiply U.S. Price by the Canadian price factor.
► See page 1 for details.



Tip: Overhead storage bins and shelves with a "TAK" suffix can be used with Privacy Wall as well.
► See Architectural Solutions Specification Guide for attachment information.



Specification Information

Dimensions			Number of Doors	Style Number	U.S. Base Price
D	W	H			

Bins with Flat Fronts for Use with Answer and Kick

15¾"	24"	16¼"	1	RBB24QTAK	\$ 983
15¾"	30"	16¼"	1	RBB30QTAK	\$1022
15¾"	36"	16¼"	1	RBB36QTAK	\$1071
15¾"	42"	16¼"	1	RBB42QTAK	\$1110
15¾"	48"	16¼"	1	RBB48QTAK	\$1146
15¾"	60"	16¼"	2	RBB60QTAK	\$1839
15¾"	66"	16¼"	2	RBB66QTAK	\$1930
15¾"	72"	16¼"	2	RBB72QTAK	\$2000

Bins with Flat Fronts for Use with Montage

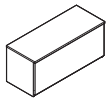
15¾"	24"	16¼"	1	RBB24QMON	\$ 983
15¾"	30"	16¼"	1	RBB30QMON	\$1022
15¾"	36"	16¼"	1	RBB36QMON	\$1071
15¾"	42"	16¼"	1	RBB42QMON	\$1110
15¾"	48"	16¼"	1	RBB48QMON	\$1146
15¾"	60"	16¼"	2	RBB60QMON	\$1839
15¾"	66"	16¼"	2	RBB66QMON	\$1930
15¾"	72"	16¼"	2	RBB72QMON	\$2000



For Canadian Pricing
Multiply U.S. Price by the Canadian price factor.
► See page 1 for details.

Universal In the Case Bins with Steel, Laminate, or Composite Veneer Flat Fronts

For Use with Answer, Kick, and Montage



	Standard Includes	Required to Specify
► Need help? Product details, page 56	<ul style="list-style-type: none"> Overhead bin with lift-up door: paint price group 1 Door on units with laminate door fronts: laminate price group 1 Door on units with composite veneer door fronts: composite veneer price group 1 Recess beneath unit to accommodate shelf light Shelf backstop On-module attachment brackets with safety catch: black paint only Lock, keyed random: 9201 Polished Chrome 	<ol style="list-style-type: none"> Style number Paint color number for bin Laminate color number for door, if laminate door selected Composite veneer color number for door, if selected Options, if selected (see below) <p>► See <i>Surface Materials</i>, page 440.</p>

	Options	U.S. Price	Required to Specify
Surface Materials	Overhead bin with one steel door		
	• Paint price group 1	No cost	Specify paint color number.
	• Paint price group 2	+\$ 67	Specify paint color number.
	• Paint price group 3	+\$114	Specify paint color number.
	Overhead bin with two steel doors		
	• Paint price group 1	No cost	Specify paint color number.
	• Paint price group 2	+\$ 90	Specify paint color number.
	• Paint price group 3	+\$159	Specify paint color number.
	Overhead bin with one laminate or wood door		
	• Paint price group 1	No cost	Specify paint color number.
	• Paint price group 2	+\$ 67	Specify paint color number.
	• Paint price group 3	+\$104	Specify paint color number.
	• Laminate price group 1 on laminate door	Prices at right	Specify laminate color number.
	• Laminate price group 2 on laminate door	See information at left	Specify laminate color number.
	• Laminate price group 3 on laminate door	See information at left	Specify laminate color number.
	• Open Line laminate on laminate door	+\$105 plus cost of laminate	► See <i>Surface Materials Reference Manual</i> .
	• Composite veneer group 1 on wood door	Prices at right	Specify composite veneer color number.
	• Composite veneer group 2 on wood door	See information at left	Specify composite veneer color number.
	• Wood group 1 on wood door	Prices at right	Specify wood color number.
	• Wood group 2 on wood door	See information at left	Specify wood color number.
	• Wood group 3 on wood door	See information at left	Specify wood color number.
	• Customiz stain on wood door	No cost	Specify with <i>Customiz stain</i> . ► See <i>Surface Materials Reference Manual</i> .
	Overhead bin with two laminate or wood doors		
	• Paint price group 1	No cost	Specify paint color number.
	• Paint price group 2	+\$ 90	Specify paint color number.
	• Paint price group 3	+\$138	Specify paint color number.
	• Laminate price group 1 on laminate doors	Prices at right	Specify laminate color number.
	• Laminate price group 2 on laminate doors	See information at left	Specify laminate color number.
	• Laminate price group 3 on laminate doors	See information at left	Specify laminate color number.
	• Open Line laminate on laminate doors	+\$105 plus cost of laminate	► See <i>Surface Materials Reference Manual</i> .
	• Composite veneer group 1 on wood doors	Prices at right	Specify composite veneer color number.
	• Composite veneer group 2 on wood doors	See information at left	Specify composite veneer color number.
	• Wood group 1 on wood doors	Prices at right	Specify wood color number.
	• Wood group 2 on wood doors	See information at left	Specify wood color number.
	• Wood group 3 on wood doors	See information at left	Specify wood color number.
	• Customiz stain on wood doors	No cost	Specify with <i>Customiz stain</i> . ► See <i>Surface Materials Reference Manual</i> .

For composite veneer, wood group 2, wood group 3, laminate price group 2, and laminate price group 3 pricing, please refer to the electronic catalog or SmartTools.



For Canadian Pricing

Multiply U.S. Price by the Canadian price factor.

► See page 1 for details.

► Options, continued on next page

► Options, continued from previous page

	Options	U.S. Price	Required to Specify
Brackets	Upmount brackets		
	• Upmount kit	+\$300	Specify with upmount kit.
	No brackets		
	• Omit brackets	-\$ 32	Specify omit brackets.
Picture Frame Door on Flat Steel Fronts	• Omit insert	Prices below and at right	Specify omit insert.
Door Mechanism	• Assist mechanism for standard door or omit insert	+\$298 per door	Specify with assist mechanism.
Shelf Accessories	• Four dividers: white plastic	+\$ 80	Specify with dividers.
Lock and Keying	Lock		
	• No lock	-\$110 per door	Specify with no lock.
	• Ember Chrome	No cost	Specify with 9250 Ember Chrome lock.
	Keying		
	• Factory- and field-installed keying		► Page 450
Related Products	• Accessories		► Page 236
	• Shelf lights		► Page 426

Tip: Upmount brackets include steel back to enclose storage bin.

Tip: When ordering the omit insert option, remember that custom material cannot be factory installed. Custom material must be ordered from a material vendor.

Tip: Units specified with no lock will still have a visible slot in the shelf where locking components would be.

Specification Information

Dimensions			Number of Doors	Style Number	U.S. Base Price	Option (Add \$ to Base Price) Picture Frame Door —Omit Insert
D	W	H				

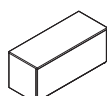
Bins with Steel Flat Fronts for Use with Answer and Kick

15¾"	24"	16¼"	1	RBB24TAK	\$ 983	+\$417
15¾"	30"	16¼"	1	RBB30TAK	\$1022	+\$440
15¾"	36"	16¼"	1	RBB36TAK	\$1071	+\$463
15¾"	42"	16¼"	1	RBB42TAK	\$1110	+\$480
15¾"	48"	16¼"	1	RBB48TAK	\$1146	+\$501
15¾"	60"	16¼"	2	RBB60TAK	\$1839	+\$823
15¾"	66"	16¼"	2	RBB66TAK	\$1930	+\$841
15¾"	72"	16¼"	2	RBB72TAK	\$2000	+\$860

Bins with Steel Flat Fronts for Use with Montage

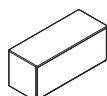
15¾"	24"	16¼"	1	RBB24MON	\$ 983	+\$417
15¾"	30"	16¼"	1	RBB30MON	\$1022	+\$440
15¾"	36"	16¼"	1	RBB36MON	\$1071	+\$463
15¾"	42"	16¼"	1	RBB42MON	\$1110	+\$480
15¾"	48"	16¼"	1	RBB48MON	\$1146	+\$501
15¾"	60"	16¼"	2	RBB60MON	\$1839	+\$823
15¾"	66"	16¼"	2	RBB66MON	\$1930	+\$841
15¾"	72"	16¼"	2	RBB72MON	\$2000	+\$860

► Specification Information, continued on next page



Tip: Overhead storage bins and shelves with a "TAK" suffix can be used with Privacy Wall as well.

► See Architectural Solutions Specification Guide for attachment information.



For Canadian Pricing
Multiply U.S. Price by the
Canadian price factor.
► See page 1 for details.

Universal In the Case Bins with Steel, Laminate, or Composite Veneer Flat Fronts,
for Use with Answer, Kick, and Montage, continued

► **Specification Information, continued from previous page**

Specification Information

• Dimensions			• Number of Doors	• Style Number	• U.S. Base Price
D	W	H			

Bins with Laminate Flat Fronts for Use with Answer and Kick

15¾"	24"	16¼"	1	RBB24LTAK	\$1559
15¾"	30"	16¼"	1	RBB30LTAK	\$1598
15¾"	36"	16¼"	1	RBB36LTAK	\$1647
15¾"	42"	16¼"	1	RBB42LTAK	\$1686
15¾"	48"	16¼"	1	RBB48LTAK	\$1722
15¾"	60"	16¼"	2	RBB60LTAK	\$2881
15¾"	66"	16¼"	2	RBB66LTAK	\$2972
15¾"	72"	16¼"	2	RBB72LTAK	\$3042

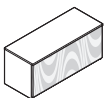
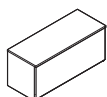
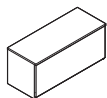
Bins with Laminate Flat Fronts for Use with Montage

15¾"	24"	16¼"	1	RBB24LMON	\$1559
15¾"	30"	16¼"	1	RBB30LMON	\$1598
15¾"	36"	16¼"	1	RBB36LMON	\$1647
15¾"	42"	16¼"	1	RBB42LMON	\$1686
15¾"	48"	16¼"	1	RBB48LMON	\$1722
15¾"	60"	16¼"	2	RBB60LMON	\$2881
15¾"	66"	16¼"	2	RBB66LMON	\$2972
15¾"	72"	16¼"	2	RBB72LMON	\$3042

Bins with Composite Veneer Flat Fronts for Use with Answer and Kick

15¾"	24"	16¼"	1	RBB24WTAK	\$1605
15¾"	30"	16¼"	1	RBB30WTAK	\$1644
15¾"	36"	16¼"	1	RBB36WTAK	\$1693
15¾"	42"	16¼"	1	RBB42WTAK	\$1732
15¾"	48"	16¼"	1	RBB48WTAK	\$1768
15¾"	60"	16¼"	2	RBB60WTAK	\$2927
15¾"	66"	16¼"	2	RBB66WTAK	\$3018
15¾"	72"	16¼"	2	RBB72WTAK	\$3088

► **Specification Information, continued on next page**



Tip: Overhead storage bins and shelves with a "TAK" suffix can be used with Privacy Wall as well.

► See *Architectural Solutions Specification Guide* for attachment information.



For Canadian Pricing

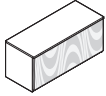
Multiply U.S. Price by the Canadian price factor.

► See page 1 for details.

► **Specification Information, continued from previous page**

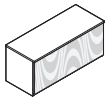
Specification Information

• Dimensions			• Number of Doors	• Style Number	• U.S. Base Price
D	W	H			



Bins with Composite Veneer Flat Fronts for Use with Montage

15¾"	24"	16¼"	1	RBB24WMON	\$1605
15¾"	30"	16¼"	1	RBB30WMON	\$1644
15¾"	36"	16¼"	1	RBB36WMON	\$1693
15¾"	42"	16¼"	1	RBB42WMON	\$1732
15¾"	48"	16¼"	1	RBB48WMON	\$1768
15¾"	60"	16¼"	2	RBB60WMON	\$2927
15¾"	66"	16¼"	2	RBB66WMON	\$3018
15¾"	72"	16¼"	2	RBB72WMON	\$3088



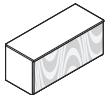
*Tip: Overhead storage bins and shelves with a **"TAK"** suffix can be used with Privacy Wall as well.*

► See *Architectural Solutions Specification Guide* for attachment information.

Bins with Wood Flat Fronts for Use with Answer and Kick

15¾"	24"	16¼"	1	RBB24WTAK	\$1605
15¾"	30"	16¼"	1	RBB30WTAK	\$1644
15¾"	36"	16¼"	1	RBB36WTAK	\$1693
15¾"	42"	16¼"	1	RBB42WTAK	\$1732
15¾"	48"	16¼"	1	RBB48WTAK	\$1768
15¾"	60"	16¼"	2	RBB60WTAK	\$2927
15¾"	66"	16¼"	2	RBB66WTAK	\$3018
15¾"	72"	16¼"	2	RBB72WTAK	\$3088

Universal Storage



Bins with Wood Flat Fronts for Use with Montage

15¾"	24"	16¼"	1	RBB24WMON	\$1605
15¾"	30"	16¼"	1	RBB30WMON	\$1644
15¾"	36"	16¼"	1	RBB36WMON	\$1693
15¾"	42"	16¼"	1	RBB42WMON	\$1732
15¾"	48"	16¼"	1	RBB48WMON	\$1768
15¾"	60"	16¼"	2	RBB60WMON	\$2927
15¾"	66"	16¼"	2	RBB66WMON	\$3018
15¾"	72"	16¼"	2	RBB72WMON	\$3088

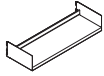


For Canadian Pricing
Multiply U.S. Price by the
Canadian price factor.
► See page 1 for details.

Universal Shelves

Universal Shelves

For Use with Answer, Kick, and Montage



Standard Includes	Required to Specify
<ul style="list-style-type: none"> Need help? Product details, page 60 Shelf: paint price group 1 Recess beneath unit to accommodate shelf light Shelf backstop On-module attachment hooks with safety catch 	<ul style="list-style-type: none"> 1 Style number 2 Paint color number for shelf 3 Options, if selected (see below) ▶ See <i>Surface Materials</i>, page 440.

Options	U.S. Price	Required to Specify
Surface Materials <ul style="list-style-type: none"> Paint price group 1 Paint price group 2 Paint price group 3 	No cost +\$23 +\$37	Specify paint color number. Specify paint color number. Specify paint color number.
Related Products <ul style="list-style-type: none"> Accessories Shelf lights 		▶ Page 236 ▶ Page 426

Specification Information				
Dimensions			Style Number	U.S. Base Price
D	W	H		

Tip: Overhead storage bins and shelves with a **"TAK"** suffix can be used with Privacy Wall as well.
 ▶ See *Architectural Solutions Specification Guide* for attachment information.

For Use with Answer and Kick

143/4"	24"	7 1/2"	RSH24TAK	\$320
143/4"	30"	7 1/2"	RSH30TAK	\$336
143/4"	36"	7 1/2"	RSH36TAK	\$354
143/4"	42"	7 1/2"	RSH42TAK	\$377
143/4"	48"	7 1/2"	RSH48TAK	\$408
143/4"	60"	7 1/2"	RSH60TAK	\$453
143/4"	72"	7 1/2"	RSH72TAK	\$505

For Use with Montage

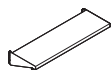
143/4"	24"	11 1/2"	RSH24MON	\$320
143/4"	30"	11 1/2"	RSH30MON	\$336
143/4"	36"	11 1/2"	RSH36MON	\$354
143/4"	42"	11 1/2"	RSH42MON	\$377
143/4"	48"	11 1/2"	RSH48MON	\$408
143/4"	60"	11 1/2"	RSH60MON	\$453
143/4"	72"	11 1/2"	RSH72MON	\$505



For Canadian Pricing
 Multiply U.S. Price by the Canadian price factor.
 ▶ See page 1 for details.

Universal Personal Shelves

For Use with Answer and Kick



Tip: Overhead storage bins and shelves with a "TAK" suffix can be used with Privacy Wall as well.

► See *Architectural Solutions Specification Guide* for attachment information.

Standard Includes	Required to Specify
► Need help? Product details, page 60	1 Style number 2 Paint color number for personal shelf 3 Options, if selected (see below) ► See <i>Surface Materials</i> , page 440.

Options	U.S. Price	Required to Specify
Surface Materials <ul style="list-style-type: none"> Paint price group 1 Paint price group 2 Paint price group 3 	No cost +\$23 +\$37	Specify paint color number. Specify paint color number. Specify paint color number.

Specification Information		
Dimensions	Style	U.S.
D W	Number	Base Price
.	.	.
.	.	.
.	.	.

For Use with Answer and Kick

13 ¹¹ / ₁₆ "	24"	RDS24TAK	\$320
13 ¹¹ / ₁₆ "	30"	RDS30TAK	\$336
13 ¹¹ / ₁₆ "	36"	RDS36TAK	\$354
13 ¹¹ / ₁₆ "	42"	RDS42TAK	\$377
13 ¹¹ / ₁₆ "	48"	RDS48TAK	\$408
.	.	.	.



For Canadian Pricing

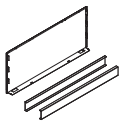
Multiply U.S. Price by the Canadian price factor.

► See page 1 for details.

Accessories For Universal Bins and Universal Shelves

Horizontal Wall Attachment Brackets

For Use with Universal Sliding Door, Universal Over the Case, and Universal In the Case Bins



Standard Includes	Required to Specify
<div><div>▶ Need help?</div><div>Product details, page 63</div></div> <div><div>• Brackets: paint price group 1</div><div>• Steel back to enclose storage bin: paint price group 1</div></div>	<div>1 Style number</div> <div>2 Paint color number for brackets and back</div> <div>3 Options, if selected (see below)</div> <div>▶ See <i>Surface Materials</i>, page 440.</div>

Options	U.S. Price	Required to Specify
<div><div>Surface Materials</div><div>• Paint price group 1</div><div>• Paint price group 2</div><div>• Paint price group 3</div></div>	<div>No cost</div> <div>+\$23</div> <div>+\$37</div>	<div>Specify paint color number.</div> <div>Specify paint color number.</div> <div>Specify paint color number.</div>

Specification Information		
• Width	• Style Number	• U.S. Base Price
24"	RBKHWM24	\$349
30"	RBKHWM30	\$349
36"	RBKHWM36	\$349
42"	RBKHWM42	\$349
48"	RBKHWM48	\$349
60"	RBKHWM60	\$349
72"	RBKHWM72	\$349
:	:	:

Dividers

For Use with Universal Sliding Door, Universal Over the Case, Universal In the Case, and Universal Shelves



Standard Includes	Required to Specify
<div><div>▶ Need help?</div><div>Product details, page 62</div></div> <div><div>• Package of four dividers: white plastic only</div></div>	<div>Style number</div>

Specification Information	
• Style Number	• U.S. Price
RDIV	\$79
:	:


For Canadian Pricing
Multiply U.S. Price by the
Canadian price factor.
▶ See page 1 for details.

Dividers for Overhead Bin and Full-Height Shelf
For Use with Overhead Storage Products Introduced prior to March 2007



Standard Includes		Required to Specify
▶ Need help? Product details, page 62	• Carton of four dividers: clear textured plastic	Style number

Specification Information				
Dimensions			Style Number	U.S. Price
D	W	H		
10¾"	4"	4½"	TS7STDIV	\$90

Universal Vertical Off-Module Bracket
For Use with Universal Sliding Door, Universal Over the Case, and Universal In the Case Bins



Tip: For two-sided, off-module application, order two vertical off-module brackets.

Tip: Vertical off-module brackets are used with panels which have vertical slot patterns including Answer, Kick, and Montage.

Tip: For Montage, vertical off-module brackets can be used with 30"W to 60"W bins only.

Standard Includes		Required to Specify
▶ Need help? Product details, page 56	• Vertical off-module bracket with safety catch: black paint only	Style number

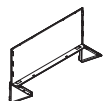
Specification Information	
Style Number	U.S. Price
RBKVOFM	\$99


For Canadian Pricing
Multiply U.S. Price by the
Canadian price factor.
▶ See page 1 for details.

Standard Overhead Upmount Packages

For Use on Answer and Kick

For Use with Universal Sliding Door, Universal Over the Case, and Universal In the Case Bins



Standard Includes	Required to Specify
<p>► Need help? Product details, page 56</p> <ul style="list-style-type: none"> • Pair of steel upmount brackets: paint price group 1 • Steel back to enclose storage bin 	<p>1 Style number 2 Paint color number for brackets and back 3 Options, if selected (see below) ► See <i>Surface Materials</i>, page 440.</p>

Options	U.S. Price	Required to Specify
Surface Materials <ul style="list-style-type: none"> • Paint price group 1 • Paint price group 2 • Paint price group 3 	No cost +\$23 +\$37	Specify paint color number. Specify paint color number. Specify paint color number.

Specification Information		
Width	Style Number	U.S. Base Price

For Use with Answer, and, Kick

24"	RUK24TAK	\$298
30"	RUK30TAK	\$298
36"	RUK36TAK	\$298
42"	RUK42TAK	\$298
48"	RUK48TAK	\$298
60"	RUK60TAK	\$298
72"	RUK72TAK	\$298
:	:	:



For Canadian Pricing

Multiply U.S. Price by the Canadian price factor.

► See page 1 for details.

Wall Channels for TS Series Bins, Universal Bins, and Universal Shelves
For Use with Overhead Storage Products



Standard Includes

- ▶ Need help? Product details, page 64
- Pair of channels: paint

Required to Specify

- 1 Style number
- 2 Paint color number for channels
- ▶ See *Surface Materials*, page 440.

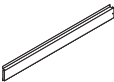
Related Products

- Tackboard for use with wall channels
- ▶ Page 240

Specification Information

Height	Style Number	U.S. Price
66"	TS7BSWHC	\$194

Wall Channel Horizontal Braces



Standard Includes

- ▶ Need help? Product details, page 64
- Brace: paint

Required to Specify

- 1 Style number
- 2 Paint color number for horizontal brace
- ▶ See *Surface Materials*, page 440.

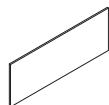
Specification Information

Width	Style Number	U.S. Price
42"	TS742HB	\$141
48"	TS748HB	\$141
60"	TS760HB	\$141
72"	TS772HB	\$141

Universal Storage


For Canadian Pricing
Multiply U.S. Price by the
Canadian price factor.
▶ See page 1 for details.

Tackboards for Use with Wall Channels



Tip: 72"W tackboards accommodate fabric in the horizontal direction only.

Tip: For further information about fabric direction, ► Page 444.

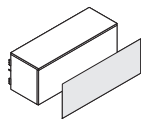
Standard Includes		Required to Specify	
<ul style="list-style-type: none">Tackboard, fabric direction with horizontal application: fabric price group 1		1 Style number 2 Fabric color number 3 Options, if selected (see below)	
	Options	U.S. Price	Required to Specify
Surface Materials	• Fabric price group 1	No cost	Specify fabric color number.
	• Fabric price group 2	+\$ 22	Specify fabric color number.
	• Fabric price group 3	+\$ 40	Specify fabric color number.
	• Fabric price group 4	+\$ 58	Specify fabric color number.
	• Fabric price group 5	+\$ 89	Specify fabric color number.
	• Fabric price group 6	+\$123	Specify fabric color number.
	• Fabric price group 7	+\$159	Specify fabric color number.
	• Fabric price group 8	+\$273	Specify fabric color number.
	• Fabric price group 9	+\$319	Specify fabric color number.
	• Fabric price group 10	+\$369	Specify fabric color number.
	• Fabric price group COM	+\$ 56	Specify fabric color number.
Fabric direction on 24"W to 60"W tackboards			
<ul style="list-style-type: none">Vertical application		No cost	Specify with vertical application.
Related Products	<ul style="list-style-type: none">Wall channels for Universal bins and shelves		► Page 239

Specification Information			
Dimensions W H	Style Number	U.S. Base Price	
24" 18"	TS71824TB	\$219	
30" 18"	TS71830TB	\$243	
36" 18"	TS71836TB	\$266	
42" 18"	TS71842TB	\$292	
48" 18"	TS71848TB	\$325	
60" 18"	TS71860TB	\$412	
72" 18"	TS71872TB	\$506	
:	:	:	



For Canadian Pricing
 Multiply U.S. Price by the
 Canadian price factor.
 ► See page 1 for details.

Flexible Markerboard Surface
For Use with Universal Over the Case Bins



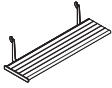
Standard Includes	Required to Specify
<ul style="list-style-type: none">Flexible, magnetic markerboard surface to attach to door of overhead storage bin: white plastic	Style number

Specification Information			
Dimensions		Style	U.S.
W	H	Number	Price
30"	16¼"	R30MBB	\$185
36"	16¼"	R36MBB	\$195
42"	16¼"	R42MBB	\$201
48"	16¼"	R48MBB	\$214
.	.	.	.


For Canadian Pricing
Multiply U.S. Price by the
Canadian price factor.
► See page 1 for details.

Slim Shelves

For Use with Answer, Kick, and Montage



Standard Includes		Required to Specify
► Need help? Product details, page 65	<ul style="list-style-type: none"> Shelf: paint price group 1 Attachment brackets: paint to match shelf 	1 Style number 2 Paint color number for shelf 3 Options, if selected (see below) ► See <i>Surface Materials</i> , page 440.

Options	U.S. Price	Required to Specify
Surface Materials	<ul style="list-style-type: none"> Paint price group 1 Paint price group 2 Paint price group 3 	No cost +\$23 +\$37 Specify paint color number. Specify paint color number. Specify paint color number.

Specification Information		
Dimensions D W	Style Number	U.S. Base Price

Tip: Slim shelves with a "TAK" suffix can attach to Privacy Wall.
 ► See *Architectural Solutions Specification Guide* for attachment information.

For Use with Answer and Kick			
6"	24"	RSS24TAK	\$333
6"	30"	RSS30TAK	\$354
6"	36"	RSS36TAK	\$379
6"	42"	RSS42TAK	\$408
6"	48"	RSS48TAK	\$434
6"	60"	RSS60TAK	\$543
6"	72"	RSS72TAK	\$594
6"	96"	RSS96TAK	\$700
:	:	:	:

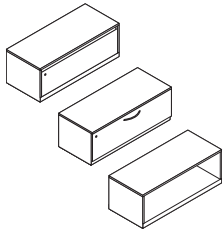
For Use with Montage			
6"	24"	RSS24MON	\$333
6"	30"	RSS30MON	\$354
6"	36"	RSS36MON	\$379
6"	42"	RSS42MON	\$408
6"	48"	RSS48MON	\$434
6"	60"	RSS60MON	\$543
6"	72"	RSS72MON	\$594
6"	96"	RSS96MON	\$700
:	:	:	:



For Canadian Pricing
 Multiply U.S. Price by the
 Canadian price factor.
 ► See page 1 for details.

Universal One-High, 1.5-High, and Two Drawer Lateral Files

With Flush Steel, Proud Steel, Proud Laminate, Proud Composite Veneer, or Open Fronts

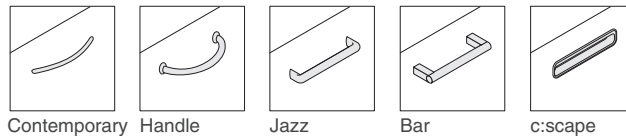


Tip: Service part Y30291SR, (paintable black plug), can be ordered to cover the glide adjustment holes in the front of the lateral file.

Standard Includes		Required to Specify
► Need help? Product details, page 70	<ul style="list-style-type: none"> Lateral file: paint price group 1 1"H top on units with flush steel or proud steel fronts: paint to match file 1 3/16"H top and drawer fronts on units with proud laminate fronts: laminate price group 1 1 3/16"H top and drawer fronts on units with proud composite veneer fronts: composite veneer price group 1 Base (see below under required selections) Pulls: metal Integral pulls on units with flush steel fronts Central lock, keyed random: 9201 Polished Chrome One label holder per drawer: clear plastic Drawer body: black only Drawer suspensions: black only One hanging folder bar per drawer on 18"D units Two rails per drawer on 24"D units Four adjustable leveling glides Ganging hardware Counterweight package, if selected 	<ol style="list-style-type: none"> Style number with appropriate front style suffix in the space provided <ul style="list-style-type: none"> F Flush steel front P Proud steel front L Proud laminate front W Proud composite veneer or wood front Paint color number for file Laminate color number for top and drawer fronts, if proud laminate front selected Composite veneer or wood color number for top and drawer fronts, if proud composite veneer or front selected Base (see below under required selections) Pull (see below under required selections) Metal color number for pulls, if proud steel, proud laminate, or proud wood front selected Options, if selected (see below) <ul style="list-style-type: none"> ► See <i>Surface Materials</i>, page 440.

Required Selections	U.S. Price	Required to Specify
Bases		
• Universal 3" base	No cost	Specify with <i>Universal 3" base</i> , painted to match lateral.
• FrameOne foot base	+\$150	Specify with <i>FrameOne foot base</i> , painted to match lateral.
• c:scape glide base	+\$150	Specify with <i>c:scape glide base</i> , 4799 Platinum Metallic only.

Pulls



Options	U.S. Price	Required to Specify
Surface Materials		
• Paint price group 1	No cost	Specify paint color number.
• Paint price group 2	+\$114	Specify paint color number.
• Paint price group 3	+\$197	Specify paint color number.
• Laminate price group 1 on	Prices at right	Specify laminate color number.
• Laminate price group 2 on proud laminate fronts	See information at left	Specify laminate color number.
• Laminate price group 3 on proud laminate fronts	See information at left	Specify laminate color number.
• Open Line laminate on proud laminate fronts	+\$105 plus cost of laminate	► See <i>Surface Materials Reference Manual</i> .
• Composite veneer group 1 on proud wood fronts	Prices at right	Specify composite veneer color number.
• Composite veneer group 2 on proud wood fronts	See information at left	Specify composite veneer color number.
• Wood group 1 on proud wood fronts	Prices at right	Specify wood color number.
• Wood group 2 on proud wood fronts	See information at left	Specify wood color number.
• Wood group 3 on proud wood fronts	See information at left	Specify wood color number.
• Customiz stain on 28"H files with proud wood fronts	No cost	Specify with <i>Customiz stain</i> . ► See <i>Surface Materials Reference Manual</i> .

For composite veneer, wood and laminate group 2 and 3 pricing, please refer to the electronic catalog or SmartTools.



For Canadian Pricing

Multiply U.S. Price by the Canadian price factor.

► See page 1 for details.

► Options, continued on next page

► Options, continued from previous page

	Options	U.S. Price	Required to Specify
Tops for Flush Steel Front and Proud Steel Front	Security top • For use on 28"H lateral files only	No cost	Specify with security top.
	No top • For use with a cushion top or beneath a common top	–\$151	Specify with no top.
	Laminate top • Square edge laminate price group 1 top	+\$211	Specify with laminate top and indicate laminate color number for top and plastic color number for edges.
	• Square edge laminate price group 2 top	See information at left	Specify with laminate top and indicate laminate color number for top and plastic color number for edges.
	• Square edge laminate price group 3 top	See information at left	Specify with laminate top and indicate laminate color number for top and plastic color number for edges.
	• Open Line laminate on laminate top	+\$105 plus cost of laminate	► See Surface Materials Reference Manual.
	Composite veneer top • Composite veneer group 1	+\$636	Specify with composite veneer top and indicate composite veneer color number.
	• Composite veneer group 2	See information at left	Specify with composite veneer top and indicate composite veneer color number.
	Wood veneer top • Wood group 1	+\$672	Specify with wood veneer top and indicate wood color number.
	• Wood group 2	See information at left	Specify with wood veneer top and indicate wood color number.
	• Wood group 3	See information at left	Specify with wood veneer top and indicate wood color number.
	• Customiz stain on wood veneer top	No cost	Specify with Customiz stain. ► See Surface Materials Reference Manual.
Tops for Proud Wood Front	Security top • For use on 28"H lateral files only	–\$636	Specify with security top.
	No top • For use with a cushion top or beneath a common top	–\$787	Specify with no top.
	Laminate top • Square edge laminate price group 1 top	–\$425	Specify with laminate top and indicate laminate color number for top and plastic color number for edges.
	• Square edge laminate price group 2 top	See information at left	Specify with laminate top and indicate laminate color number for top and plastic color number for edges.
	• Square edge laminate price group 3 top	See information at left	Specify with laminate top and indicate laminate color number for top and plastic color number for edges.
	• Open Line laminate on laminate top	+\$105 plus cost of laminate	► See Surface Materials Reference Manual.
	Composite veneer top • Composite veneer group 1	Prices right	Specify with composite veneer top and indicate composite veneer color number.
	• Composite veneer group 2	See information at left	Specify with composite veneer top and indicate composite veneer color number.
	Wood veneer top • Wood group 1	Prices at right	Specify wood color number.
	• Wood group 2	See information at left	Specify wood color number.
	• Wood group 3	See information at left	Specify wood color number.
	• Customiz stain	No cost	Specify with Customiz stain. ► See Surface Materials Reference Manual.

Tip: Security top reduces overall height by approximately 1".

Tip: Laminate and wood veneer tops are 3/16" taller than other tops and will add 3/16" to overall case height.

For composite veneer, wood and laminate group 2 and 3 pricing, please refer to the electronic catalog or SmartTools.

Tip: Full-fill finish (option) is available on field-installed tops only.

► Page 314



For Canadian Pricing
Multiply U.S. Price by the Canadian price factor.
► See page 1 for details.

► Options, continued on next page

Universal One-High, 1.5-High, and Two Drawer Lateral Files, with Flush Steel, Proud Steel, Proud Laminate, Proud Composite Veneer, or Open Fronts, continued

► Options, continued from previous page

	Options	U.S. Price	Required to Specify
Tops for Proud Laminate Front	Security top • For use on 28"H lateral files only	–\$215	Specify <i>with security top</i> .
	No top • For use with a cushion top or beneath a common top	–\$432	Specify <i>with no top</i> .
	Laminate top • Open Line laminate on laminate top	+\$105 plus cost of laminate	► See <i>Surface Materials Reference Manual</i> .
	Composite veneer top • Composite veneer group 1	+\$367	Specify <i>with composite veneer top</i> and indicate composite veneer color number.
	• Composite veneer group 2	See information at left	Specify <i>with composite veneer top</i> and indicate composite veneer color number.
	Wood veneer top • Wood group 1 • Wood group 2 • Wood group 3 • Customiz stain	+\$403 See information at left See information at left No cost	Specify wood color number. Specify wood color number. Specify wood color number. Specify <i>with Customiz stain</i> . ► See <i>Surface Materials Reference Manual</i> .
Drawer Interiors	• HF bar for use on 24"D units only	+\$ 23	Specify <i>with HF bar</i> .
	• Divider package	+\$ 41	Specify <i>with divider package</i> .
	• Rails for use on 18"D units only	+\$ 52	Specify <i>with rails</i> .
Pulls	Proud steel, laminate, or wood fronts • Contemporary • Handle • Jazz • Bar	No cost No cost +\$ 29 per pull +\$ 44 per pull	Specify <i>with contemporary pull</i> . Specify <i>with handle pull</i> . Specify <i>with jazz pull</i> . Specify <i>with bar pull</i> .
	Proud steel fronts only • c:scape FX10/26	+\$ 50 per pull	Specify <i>with c:scape pull</i> .
Counterweights	One-High and 1.5-High lateral files with Universal 3" base • Package 30 • Package 36 • Package 42 • Package D • Package E • Package F	+\$343 +\$343 +\$343 +\$185 +\$242 +\$338	Specify <i>with counterweight</i> . Specify <i>with counterweight</i> . Specify <i>with counterweight</i> . Specify <i>with counterweight</i> . Specify <i>with counterweight</i> . Specify <i>with counterweight</i> .
	One-High and 1.5-High lateral files with c:scape glide and FrameOne foot bases • Package 30 • Package 36 • Package 42	+\$343 +\$343 +\$343	Specify <i>with counterweight</i> . Specify <i>with counterweight</i> . Specify <i>with counterweight</i> .
	Two Drawer with Universal 3" bases • Package 3 • Package 4	+\$185 +\$245	Specify <i>with counterweight</i> . Specify <i>with counterweight</i> .
	Two Drawer with c:scape glide and FrameOne foot bases • Package 30 • Package 42	+\$343 +\$343	Specify <i>with counterweight</i> . Specify <i>with counterweight</i> .

► Options, continued on next page

For composite veneer, wood and laminate group 2 and 3 pricing, please refer to the electronic catalog or SmartTools.

Tip: 6"H box drawers come standard with a divider package.

Tip: The c:scape pull option will be culled October 18, 2026.

Tip: Counterweight packages are required to ensure product stability and are ordered as an option or separately. Product specification pages indicate the correct counterweight package for each style number and any exceptions where counterweights are not required.
► See *Counterweight Requirements for Storage Products*, pages 7–13.



For Canadian Pricing
Multiply U.S. Price by the Canadian price factor.
► See page 1 for details.

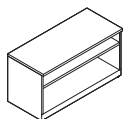
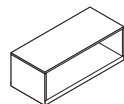
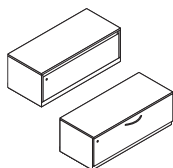
FX10/26 = Last order entry
October 18, 2026

► Options, continued from previous page

Options	U.S. Price	Required to Specify
Lock and Keying		
Lock		
• Ember Chrome	No cost	Specify with 9250 Ember Chrome lock.
Individual locking drawers		
• 18"D with two drawers	+\$201	Specify with individual lock.
• 24"D with two drawers	+\$226	Specify with individual lock.
Keying		
• Factory- and field-installed keying		► Page 450
Related Products		
• Cushion tops		► Page 251
• Field-installed tops		► Page 314
• Storage accessories		► Page 190
• Counterweight packages		► Page 328
• Low storage-to-beam tether bracket		► Page 250
• Basic cushions enhanced		► Page 252

Tip: Height dimension listed is for units with 1" top. Overall height will vary if another top is selected.

Tip: Your specification is not complete until you add a suffix to the style number to define the front style (for example, **RLF18301** becomes **RLF18301F** for flush steel front).



Tip: For open-open units, the shelf is affixed with screws. The screws can be removed to adjust the clips/shelf to a different height.

Specification Information

• Dimensions			• Counterweight Packages		• Style Number	• U.S. Base Prices				
D	W	H				Flush Steel	Proud Steel	Proud Lam	Proud Comp	Proud Wood
Flush Steel	Proud Steel/Lam/Comp Ven/Wood		Universal 3" Base	FrameOne Foot and c:scape Glide Bases		Front	Front	Front	Ven Front	Front
						Suffix F	Suffix P	Suffix L	Suffix W	Suffix W

One 12"H Drawer

18"	18 ⁷ / ₈ "	30"	16"	Package 30	Package 30	RLF18301	\$1273	\$1310	\$1740	\$2561	\$2643
18"	18 ⁷ / ₈ "	36"	16"	Package 36	Package 36	RLF18361	\$1410	\$1469	\$1889	\$2710	\$2792
18"	18 ⁷ / ₈ "	42"	16"	Package 42	Package 42	RLF18421	\$1550	\$1617	\$2029	\$2850	\$2932

Open Configurations

18"	18 ⁷ / ₈ "	30"	16"	Not required	Not required	RSC18301A	\$1093	\$1184	N.A.	N.A.	N.A.
18"	18 ⁷ / ₈ "	36"	16"	Not required	Not required	RSC18361A	\$1280	\$1392	N.A.	N.A.	N.A.
18"	18 ⁷ / ₈ "	42"	16"	Not required	Not required	RSC18421A	\$1454	\$1576	N.A.	N.A.	N.A.

Open-Open Configurations

One 6"H Opening with Fixed Shelf and One 12"H Opening with Fixed Shelf

18"	18 ⁷ / ₈ "	30"	22"	Not required	Not required	RLF18301A	\$1149	\$1246	N.A.	N.A.	N.A.
18"	18 ⁷ / ₈ "	36"	22"	Not required	Not required	RLF18361A	\$1381	\$1500	N.A.	N.A.	N.A.
18"	18 ⁷ / ₈ "	42"	22"	Not required	Not required	RLF18421A	\$1602	\$1735	N.A.	N.A.	N.A.
23 ¹ / ₈ "	24"	30"	22"	Not required	Not required	RLF24301A	\$1518	\$1641	N.A.	N.A.	N.A.
23 ¹ / ₈ "	24"	36"	22"	Not required	Not required	RLF24361A	\$1813	\$1957	N.A.	N.A.	N.A.

► Specification Information, continued on next page



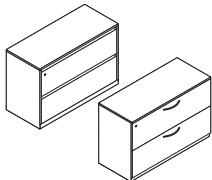
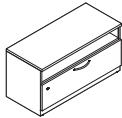
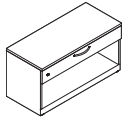
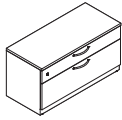
For Canadian Pricing
Multiply U.S. Price by the
Canadian price factor.
► See page 1 for details.

Universal One-High, 1.5-High, and Two Drawer Lateral Files, with Flush Steel, Proud Steel, Proud Laminate, Proud Composite Veneer, or Open Fronts, continued

► Specification Information, continued from previous page

Tip: Height dimension listed is for units with 1" top. Over-all height will vary if another top is selected.

Tip: Your specification is not complete until you add a suffix to the style number to define the front style (for example, **RLF18301** becomes **RLF18301F** for flush steel front).



For Canadian Pricing
Multiply U.S. Price by the
Canadian price factor.
► See page 1 for details.

Specification Information

Dimensions		W	H	Counterweight Packages		Style Number	U.S. Base Prices				
D							Flush Steel Front	Proud Steel Front	Proud Lam Front	Proud Comp Ven Front	Proud Wood Front
Flush Steel	Proud Steel/Lam/Comp Ven/Wood			Universal 3" Base	FrameOne Foot and c:scape Glide Bases						
							Suffix F	Suffix P	Suffix L	Suffix W	Suffix W

Drawer–Drawer Configurations

One 6"H Drawer and One 12"H Drawer

18"	18 ⁷ / ₈ "	30"	22"	Package 30	Package 30	RLF18301B __	\$1374	\$1473	\$2129	\$2950	\$3032
18"	18 ⁷ / ₈ "	36"	22"	Package 36	Package 36	RLF18361B __	\$1612	\$1724	\$2345	\$3166	\$3248
18"	18 ⁷ / ₈ "	42"	22"	Package 42	Package 42	RLF18421B __	\$1827	\$1962	\$2771	\$3592	\$3674
23 ¹ / ₈ "	24"	30"	22"	Package 30	Package 30	RLF24301B __	\$1747	\$1866	\$2731	\$3552	\$3634
23 ¹ / ₈ "	24"	36"	22"	Package 36	Package 36	RLF24361B __	\$2041	\$2188	\$3002	\$3823	\$3905

Drawer—Open Configurations

One 6"H Drawer and One 12"H Opening with Fixed Shelf

18"	18 ⁷ / ₈ "	30"	22"	Package D	Package D	RLF18301C __	\$1272	\$1368	\$1884	\$2705	\$2787
18"	18 ⁷ / ₈ "	36"	22"	Package E	Package E	RLF18361C __	\$1503	\$1613	\$2100	\$2921	\$3003
18"	18 ⁷ / ₈ "	42"	22"	Package F	Package F	RLF18421C __	\$1714	\$1847	\$2522	\$3343	\$3425
23 ¹ / ₈ "	24"	30"	22"	Package D	Package D	RLF24301C __	\$1630	\$1751	\$2487	\$3308	\$3390
23 ¹ / ₈ "	24"	36"	22"	Package E	Package E	RLF24361C __	\$1914	\$2054	\$2758	\$3579	\$3661

Open—Drawer Configurations

One 6"H Opening with Fixed Shelf and One 12"H Drawer

18"	18 ⁷ / ₈ "	30"	22"	Package 30	Package 30	RLF18301D __	\$1272	\$1368	\$1884	\$2705	\$2787
18"	18 ⁷ / ₈ "	36"	22"	Package 36	Package 36	RLF18361D __	\$1503	\$1613	\$2100	\$2921	\$3003
18"	18 ⁷ / ₈ "	42"	22"	Package 42	Package 42	RLF18421D __	\$1714	\$1847	\$2522	\$3343	\$3425
23 ¹ / ₈ "	24"	30"	22"	Package 30	Package 30	RLF24301D __	\$1630	\$1751	\$2487	\$3308	\$3390
23 ¹ / ₈ "	24"	36"	22"	Package 36	Package 36	RLF24361D __	\$1914	\$2054	\$2758	\$3579	\$3661

Two 12"H Drawers

18"	18 ⁷ / ₈ "	30"	28"	Package 3	Package 30	RLF18302 __	\$1409	\$1506	\$2114	\$2935	\$3017
18"	18 ⁷ / ₈ "	36"	28"	Package 4	Package 30	RLF18362 __	\$1650	\$1762	\$2334	\$3155	\$3237
18"	18 ⁷ / ₈ "	42"	28"	Package 4	Package 30	RLF18422 __	\$1865	\$2001	\$2755	\$3576	\$3658
23 ¹ / ₈ "	24"	30"	28"	Package 3	Package 30	RLF24302 __	\$1732	\$1851	\$2715	\$3536	\$3618
23 ¹ / ₈ "	24"	36"	28"	Package 4	Package 30	RLF24362 __	\$2079	\$2219	\$2988	\$3809	\$3891

Intermediate Supports

For Universal One-High and 1.5-High Lateral Files and Universal Worksurfaces

Intermediate Supports

Standard Includes	Required to Specify
<ul style="list-style-type: none"> Need help? Product details, page 72 Intermediate support: paint Attachment hardware 	<ul style="list-style-type: none"> 1 Style number 2 Paint color number 3 Options, if selected (see below) ▶ See <i>Surface Materials</i>, page 440.

Options	U.S. Price	Required to Specify
Surface Materials For intermediate support <ul style="list-style-type: none"> Paint price group 1 Paint price group 2 Paint price group 3 	No cost +\$19 per leg +\$34 per leg	Specify paint color. Specify paint color. Specify paint color.
Intermediate Support bracing For laminate or wood storage tops <ul style="list-style-type: none"> No brace 	No cost	Specify <i>with no brace</i> .
For steel storage tops <ul style="list-style-type: none"> One brace (30", 36", or 42"W) Two braces (30", 36", or 42"W) 	+\$79 +\$79	Specify <i>with one brace</i> . Specify <i>with two braces</i> .

Specification Information		
Dimensions	Style	U.S.
D H	Number	Base
:	:	Price
:	:	:

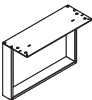
For Use with One-High Universal Storage

16"	11 1/8"	UFS1610H	\$408
:	:	:	:

For Use with 1.5-High Universal Storage

16"	5 1/8"	UFS1615H	\$374
:	:	:	:

Universal Storage



For Canadian Pricing
 Multiply U.S. Price by the
 Canadian price factor.
 ▶ See page 1 for details.

Low Storage-to-Beam Tether Bracket



Standard Includes		Required to Specify
► Need help? Product details, page 72	<ul style="list-style-type: none">• Pair of tether brackets: black• Attachment hardware	Style number

Specification Information	
• Style • Number	• U.S. • Price
UFSTB	\$25

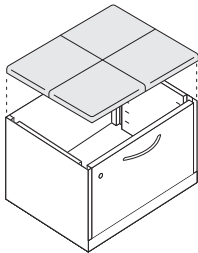


For Canadian Pricing
Multiply U.S. Price by the
Canadian price factor.
► See page 1 for details.

Cushion Tops

For Universal One-High, 1.5-High, and Two Drawer Lateral Files

Cushion Tops



Tip: Seam pattern is determined by upholstery selected.
▶ See page 72.

Tip: Your specification is not complete until you add a suffix to the style number to define the front style of the lateral, (for example, RPDC1830__ becomes RPDC1830F for cushion top for flush steel front, or RPDC1830FF for cushion top for flush steel front with Fire Code Seating).

Standard Includes	Required to Specify
<ul style="list-style-type: none"> ▶ Need help? Product details, page 72 Cushion top: fabric price group 1 Attachment hardware 	<ul style="list-style-type: none"> 1 Style number with appropriate front style suffix in the space provided <ul style="list-style-type: none"> F Flush steel front P Proud steel front 2 Fabric color number 3 Options, if selected (see below) ▶ See <i>Surface Materials</i>, page 440.

Options	U.S. Price	Required to Specify
Surface Materials <ul style="list-style-type: none"> Upholstery <ul style="list-style-type: none"> Fabric price group 1: No cost Fabric price group 2: +\$ 12 Fabric price group 3: +\$ 60 Fabric price group 4: +\$ 75 Fabric price group 5: +\$ 94 Fabric price group 6: +\$ 132 Fabric price group 7: +\$ 158 Fabric price group 8: +\$ 229 Fabric price group 9: +\$ 293 Fabric price group 10: +\$ 357 Leather price group: +\$ 916 Select Surfaces leather price group 1: +\$ 916 Elmosoft leather price group: +\$1056 Select Surfaces leather price group 2: +\$1056 Vinyl: +\$ 12 Customer's Own Material (COM) or Customer's Own Leather (COL): +\$ 24 		<ul style="list-style-type: none"> Specify fabric color number. Specify fabric color number. Specify fabric color number. Specify fabric color number. Specify fabric color number. Specify fabric color number. Specify fabric color number. Specify fabric color number. Specify fabric color number. Specify leather color number. ▶ See <i>Surface Materials Reference Manual</i>. Specify Elmosoft leather color number. ▶ See <i>Surface Materials Reference Manual</i>. Specify vinyl color number. ▶ See <i>Surface Materials Reference Manual</i>.

Related Products	<ul style="list-style-type: none"> Universal One-High, 1.5-High, and Two Drawer lateral files 	▶ Page 244
-------------------------	--	------------

Specification Information						
Dimensions			Style Number	U.S. Base Prices		
D	W	H		Flush Steel Front	Proud Steel/Wood Front	

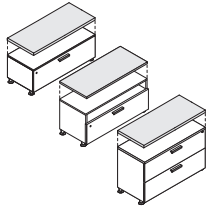
Cushion Tops

18"	18 7/8"	30"	1 1/2"	RPDC1830__	\$ 976	\$ 976
18"	18 7/8"	36"	1 1/2"	RPDC1836__	\$ 995	\$ 995
18"	18 7/8"	42"	1 1/2"	RPDC1842__	\$1012	\$1012
23 1/8"	24"	30"	1 1/2"	RPDC2430__	\$1036	\$1036
23 1/8"	24"	36"	1 1/2"	RPDC2436__	\$1054	\$1054

For Canadian Pricing
Multiply U.S. Price by the Canadian price factor.
▶ See page 1 for details.

Basic Cushions Enhanced

For TS Series Freestanding Lateral Files and Universal Lateral Files



Tip: Basic cushion enhanced is field-installed and supplies to attach are included.

Tip: Basic cushion enhanced is constructed with a thin solid base.

Tip: Basic cushion enhanced is available on TS Series and Universal lateral files with a top only.

Standard Includes		Required to Specify	
► Need help? Product details, page 72	<ul style="list-style-type: none"> Enhanced cushion top: fabric price group 1 Attachment supplies: hook and loop fastener 	1 Style number 2 Fabric color number for cushion top 3 Options, if selected (see below) ► See <i>Surface Materials</i> , page 440.	

Options	U.S. Price	Required to Specify	
Surface Materials	Upholstery		
• Fabric price group 1	No cost	Specify fabric color number.	
• Fabric price group 2	+\$ 12	Specify fabric color number.	
• Fabric price group 3	+\$ 60	Specify fabric color number.	
• Fabric price group 4	+\$ 75	Specify fabric color number.	
• Fabric price group 5	+\$ 94	Specify fabric color number.	
• Fabric price group 6	+\$132	Specify fabric color number.	
• Fabric price group 7	+\$158	Specify fabric color number.	
• Fabric price group 8	+\$229	Specify fabric color number.	
• Fabric price group 9	+\$293	Specify fabric color number.	
• Fabric price group 10	+\$357	Specify fabric color number.	
• Customer's Own Material (COM)	+\$ 24	► See <i>Surface Materials Reference Manual</i> .	
Support Brace	For 30"W and 36"W steel Universal laterals with an open configuration		
• Brace (30"W and 36"W)	+\$ 79	Specify <i>with brace</i> .	
Related Products	<ul style="list-style-type: none"> TS Series freestanding lateral files Universal lateral files 	► Page 203 ► Page 244	

Specification Information

• Dimensions			• Style	• U.S.
D	W	H	Number	Base Price
18"	30"	1"	RCHE1830	\$384
18"	36"	1"	RCHE1836	\$408
18"	42"	1"	RCHE1842	\$432
23½"	30"	1"	RCHE2430	\$439
23½"	36"	1"	RCHE2436	\$455
.



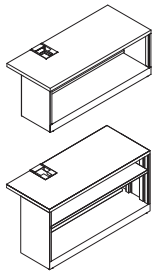
For Canadian Pricing

Multiply U.S. Price by the Canadian price factor.

► See page 1 for details.

Universal One-High and 1.5 High Open Laterals

For Ology Application



Drawings show right-hand application, left hand is also available.

Tip: Right-hand or left-hand application is determined by which leg of the Ology desk is located inside the storage.

	Standard Includes	Required to Specify
► Need help? Product details, page 74	<ul style="list-style-type: none"> Lateral case: paint price group 1 1³/₁₆"H top: laminate price group 1, if selected <ul style="list-style-type: none"> Edge: plastic 1³/₁₆"H top: composite veneer group 1 or wood group 1, if selected Four adjustable leveling glides Grommet Wire manager Ganging hardware 	<ol style="list-style-type: none"> Style number Paint color number for lateral case Width (see below under Required Selections) Laminate color number for top, if laminate top selected Plastic color number for edge, if laminate top selected Composite veneer or wood color number for top, if selected Front style (see below under Required Selections) Application (see below under Required Selections) Options, if selected (see below) <p>► See <i>Surface Materials</i>, page 440.</p>

	Required Selections	U.S. Price	Required to Specify
Width	<ul style="list-style-type: none"> 30"W 36"W 42"W 	Prices at right Prices at right Prices at right	Specify <i>with 30" width</i> . Specify <i>with 36" width</i> . Specify <i>with 42" width</i> .
Front Style	<ul style="list-style-type: none"> Flush steel front Proud steel front 	Prices at right Prices at right	Specify <i>with flush steel front</i> . Specify <i>with proud steel front</i> .
Application	<ul style="list-style-type: none"> Right hand Left hand 	No cost No cost	Specify <i>with right-hand application</i> . Specify <i>with left-hand application</i> .

	Options	U.S. Price	Required to Specify
Surface Materials	<ul style="list-style-type: none"> Paint price group 1 Paint price group 2 Paint price group 3 	No cost +\$114 +\$197	Specify paint color number. Specify paint color number. Specify paint color number.
Tops	<p>No top</p> <ul style="list-style-type: none"> For use beneath a Universal common top <p>Laminate top</p> <ul style="list-style-type: none"> High-Pressure Laminate price group 2 High-Pressure Laminate price group 3 Open Line laminate <p>Composite veneer top</p> <ul style="list-style-type: none"> Composite veneer group 1 veneer top Composite veneer group 2 veneer top <p>Wood veneer top</p> <ul style="list-style-type: none"> Wood group 1 veneer top Wood group 2 veneer top Wood group 3 veneer top Customiz stain 	–\$153 +\$ 17 +\$ 34 +\$105 plus cost of laminate +\$619 +\$660 +\$681 +\$726 +\$833 No cost	Specify <i>with no top</i> . Specify laminate color number. Specify laminate color number. ► See <i>Surface Materials Reference Manual</i> . Specify <i>with composite veneer top</i> and indicate composite veneer color number. Specify <i>with composite veneer top</i> and indicate composite veneer color number. Specify <i>with wood veneer top</i> and indicate wood color number. Specify <i>with wood veneer top</i> and indicate wood color number. Specify <i>with wood veneer top</i> and indicate wood color number. Specify <i>with Customiz stain</i> . ► See <i>Surface Materials Reference Manual</i> .

Related Products	<ul style="list-style-type: none"> Universal common tops for Ology application Shrouds Filler 	► Page 256 ► Page 258 ► Page 259
-------------------------	--	--

 **For Canadian Pricing**
 Multiply U.S. Price by the Canadian price factor.
 ► See page 1 for details.

Specification Information						
Style Number	Dimensions			U.S. Base Prices		
	D		W	H		
	Flush Steel Front	Proud Steel Front			Flush Steel Front	Proud Steel Front

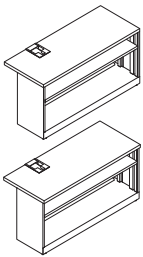
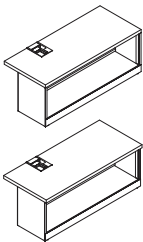
One-High Open Lateral

RSCHAD	18"	18 ⁷ / ₈ "	30"	16"	\$1573	\$1664
	18"	18 ⁷ / ₈ "	36"	16"	\$1737	\$1849
	18"	18 ⁷ / ₈ "	42"	16"	\$1892	\$2014
.

1.5-High Open Lateral

RSCBHAD	18"	18 ⁷ / ₈ "	30"	22"	\$1917	\$2029
	18"	18 ⁷ / ₈ "	36"	22"	\$2117	\$2254
	18"	18 ⁷ / ₈ "	42"	22"	\$2308	\$2457
.

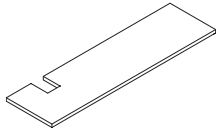
Universal Storage



 **For Canadian Pricing**
Multiply U.S. Price by the
Canadian price factor.
▶ See page 1 for details.

Universal Common Tops

For Ology Application



Drawing shows right-hand application, left hand is also available.

► Need help?
Product details,
page 74

Standard Includes

- 1 3/16"H top: laminate price group 1, if selected
– Edge: plastic
- 1 3/16"H top: composite veneer group 1 or wood group 1, if selected

Required to Specify

- 1 Style number
 - 2 Width (see below under Required Selections)
 - 3 Laminate color number for top, if laminate top selected
 - 4 Plastic color number for edge, if laminate top selected
 - 5 Composite veneer or wood color number for top, if selected
 - 6 Front style (see below under Required Selections)
 - 7 Application (see below under Required Selections)
 - 8 Options, if selected (see below)
- See *Surface Materials*, page 440.

	Required Selections	U.S. Price	Required to Specify
Width	<ul style="list-style-type: none"> • 60"W • 66"W • 72"W • 78"W • 84"W • 90"W • 96"W • 108"W 	Prices at right Prices at right Prices at right Prices at right Prices at right Prices at right Prices at right Prices at right	Specify with 60" width. Specify with 66" width. Specify with 72" width. Specify with 78" width. Specify with 84" width. Specify with 90" width. Specify with 96" width. Specify with 108" width.
Front Style	<ul style="list-style-type: none"> • Flush front • Proud front 	No cost No cost	Specify with flush front. Specify with proud front.
Application	<ul style="list-style-type: none"> • Right hand • Left hand 	No cost No cost	Specify with right-hand application. Specify with left-hand application.

Tip: Right-hand or left-hand application is determined by which leg of the Ology desk is located inside the storage.

For composite veneer, wood group 2, wood group 3, laminate price group 2, and laminate price group 3 pricing, please refer to the electronic catalog or SmartTools.

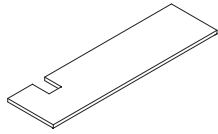
	Options	U.S. Price	Required to Specify
Surface Materials	Laminate top		
	<ul style="list-style-type: none"> • High-Pressure Laminate price group 2 • High-Pressure Laminate price group 3 • Open Line laminate 	See information at left See information at left +\$105 plus cost of laminate	Specify laminate color number. Specify laminate color number. ► See <i>Surface Materials Reference Manual</i> .
	Composite veneer top		
	<ul style="list-style-type: none"> • Composite veneer group 1 • Composite veneer group 2 	Prices at right See information at left	Specify with composite veneer top and indicate composite veneer color number. Specify with composite veneer top and indicate composite veneer color number.
	Wood veneer top		
	<ul style="list-style-type: none"> • Wood group 1 • Wood group 2 • Wood group 3 • Customiz stain • Full-fill finish on wood group 1 	Prices at right See information at left See information at left No cost Prices at right	Specify with wood veneer top and indicate wood color number. Specify with wood veneer top and indicate wood color number. Specify with wood veneer top and indicate wood color number. Specify with Customiz stain. ► See <i>Surface Materials Reference Manual</i> . Specify with full-fill finish and select wood finish number. ► See <i>Surface Materials Reference Manual</i> .
Related Products	<ul style="list-style-type: none"> • Universal One-High open lateral files for Ology application • Shrouds • Filler 		► Page 254 ► Page 258 ► Page 259



For Canadian Pricing
Multiply U.S. Price by the Canadian price factor.
► See page 1 for details.

Specification Information

Style Number	Dimensions		W	U.S. Base Prices			Option (Add \$ to Base Price)
	Flush Front	Proud Front		Laminate	Composite Veneer	Veneer	
RATCTHAD	18"	18 ⁷ / ₈ "	60"	\$ 483	\$1084	\$1144	+\$136
	18"	18 ⁷ / ₈ "	66"	\$ 557	\$1144	\$1204	+\$136
	18"	18 ⁷ / ₈ "	72"	\$ 629	\$1199	\$1259	+\$136
	18"	18 ⁷ / ₈ "	78"	\$ 795	\$1434	\$1494	+\$136
	18"	18 ⁷ / ₈ "	84"	\$ 899	\$1632	\$1707	+\$187
	18"	18 ⁷ / ₈ "	90"	\$1001	\$1725	\$1800	+\$187
	18"	18 ⁷ / ₈ "	96"	\$1104	\$1903	\$1978	+\$187
	18"	18 ⁷ / ₈ "	108"	\$1326	N.A.	N.A.	N.A.



Tip: Can not order veneer on 108"W Universal common top.

**For Canadian Pricing**

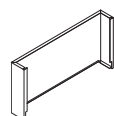
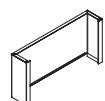
Multiply U.S. Price by the Canadian price factor.

► See page 1 for details.

Shrouds

For Ology Application

Tip: Shroud width must match width of the universal One-High or 1.5-High open lateral for Ology application.



Standard Includes	Required to Specify
<ul style="list-style-type: none"> Need help? Product details, page 74 Shroud: paint price group 1 Attachment hardware 	<ul style="list-style-type: none"> 1 Style number 2 Width (see below under Required Selections) 3 Paint color number for shroud 4 Options, if selected (see below) <p>► See <i>Surface Materials</i>, page 440.</p>

Required Selections	U.S. Price	Required to Specify
Width		
• 30"W	No cost	Specify <i>with 30" width</i> .
• 36"W	No cost	Specify <i>with 36" width</i> .
• 42"W	No cost	Specify <i>with 42" width</i> .

Options	U.S. Price	Required to Specify
Surface Materials		
• Paint price group 1	No cost	Specify paint color number.
• Paint price group 2	+\$46	Specify paint color number.
• Paint price group 3	+\$76	Specify paint color number.
Related Products	• Universal One-High and 1.5-High open lateral files for Ology application	► Page 254

Specification Information		
Dimensions	Style	U.S.
D H	Number	Base Price
•	•	•
•	•	•
•	•	•

One-High Shroud

6"	16"	RPXSHAD	\$119
•	•	•	•

1.5-High Shroud

6"	22"	RPXSBHAD	\$134
•	•	•	•

 **For Canadian Pricing**
Multiply U.S. Price by the Canadian price factor.
► See page 1 for details.

Fillers

For Ology Application

Fillers

Standard Includes	Required to Specify
<ul style="list-style-type: none"> Need help? Product details, page 74 Filler: paint Attachment hardware 	<ul style="list-style-type: none"> 1 Style number 2 Paint color number for filler See <i>Surface Materials</i>, page 440.

Related Products
<ul style="list-style-type: none"> Universal One-High and 1.5-High open lateral files for Ology applications

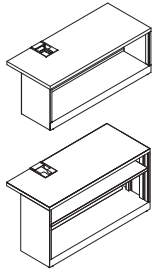
Specification Information			
Dimensions		Style	U.S.
D	H	Number	Price
One-High Filler			
6"	16"	RPXFHAD	\$ 84
:	:	:	:
1.5-High Filler			
6"	22"	RPXFBHAD	\$105
:	:	:	:



 **For Canadian Pricing**
 Multiply U.S. Price by the Canadian price factor.
 See page 1 for details.

Universal One-High and 1.5 High Open Laterals

For Migration SE Application



Drawings show right-hand application, left hand is also available.

Tip: Open laterals are only for Migration SE T-leg desks.

Tip: 30"W integrated storage is not permitted with 29"D and 35"D Migration SE worksurfaces due to the size of the desk foot. All other integrated storage widths are permitted with all Migration SE desk depths.

Tip: Migration SE desk depth is necessary in specification for integrated storage due to the placement of the Migration SE leg.

Tip: Right-hand or left-hand application is determined by which leg of the Migration SE desk is located inside the storage.

Standard Includes		Required to Specify
► Need help? Product details, page 76	<ul style="list-style-type: none"> Lateral case: paint price group 1 1$\frac{3}{16}$"H top: laminate price group 1, if selected <ul style="list-style-type: none"> Edge: plastic 1$\frac{3}{16}$"H top: composite veneer group 1 or wood group 1, if selected Four adjustable leveling glides Grommet Wire manager Ganging hardware 	<ol style="list-style-type: none"> Style number Paint color number for lateral case Width (see below under Required Selections) Migration SE desk depth (see below under Required Selections) Laminate color number for top, if laminate top selected Plastic color number for edge, if laminate top selected Composite veneer or wood color number for top, if composite veneer or wood top selected Front style (see below under Required Selections) Application (see below under Required Selections) Options, if selected (see below) <ul style="list-style-type: none"> ► See <i>Surface Materials</i>, page 440.

	Required Selections	U.S. Price	Required to Specify
Width	<ul style="list-style-type: none"> 30"W 36"W 42"W 	Prices at right Prices at right Prices at right	Specify with 30" width. Specify with 36" width. Specify with 42" width.
Migration SE Desk Depth	<ul style="list-style-type: none"> 23"D 29"D 35"D 	No cost No cost No cost	Specify with 23" depth. Specify with 29" depth. Specify with 35" depth.
Front Style	<ul style="list-style-type: none"> Flush steel front Proud steel front 	Prices at right Prices at right	Specify with flush steel front. Specify with proud steel front.
Application	<ul style="list-style-type: none"> Right hand Left hand 	No cost No cost	Specify with right-hand application. Specify with left-hand application.
	Options	U.S. Price	Required to Specify
Surface Materials	<ul style="list-style-type: none"> Paint price group 1 Paint price group 2 Paint price group 3 	No cost +\$114 +\$197	Specify paint color number. Specify paint color number. Specify paint color number.
Tops	No top <ul style="list-style-type: none"> For use beneath a Universal common top 	–\$153	Specify with no top.
	Laminate top <ul style="list-style-type: none"> High-Pressure Laminate price group 2 High-Pressure Laminate price group 3 Open Line laminate 	+\$ 17 +\$ 34 +\$105 plus cost of laminate	Specify laminate color number. Specify laminate color number. ► See <i>Surface Materials Reference Manual</i> .
	Composite veneer top <ul style="list-style-type: none"> Composite veneer group 1 veneer top Composite veneer group 2 veneer top 	+\$619 +\$660	Specify with composite veneer top and indicate composite veneer color number. Specify with composite veneer top and indicate composite veneer color number.

► Options, continued on next page



For Canadian Pricing

Multiply U.S. Price by the Canadian price factor.

► See page 1 for details.

► Options, continued from previous page

	Options	U.S. Price	Required to Specify
Tops, continued	Wood veneer top		
	• Wood group 1 veneer top	+\$681	Specify <i>with wood veneer top</i> and indicate wood color number.
	• Wood group 2 veneer top	+\$726	Specify <i>with wood veneer top</i> and indicate wood color number.
	• Wood group 3 veneer top	+\$833	Specify <i>with wood veneer top</i> and indicate wood color number.
	• Customiz stain	No cost	Specify <i>with Customiz stain</i> . ► See <i>Surface Materials Reference Manual</i> .
Related Products	• Universal common tops for Migration SE application		► Page 262
	• Shrouds		► Page 264
	• Filler		► Page 259

Specification Information

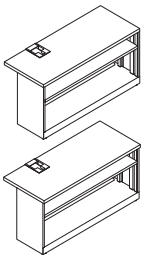
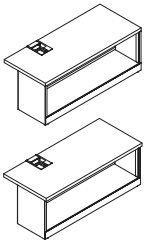
• Style Number	• Dimensions			• U.S. Base Prices	
	D	W	H	Flush Steel Front	Proud Steel Front

One-High Open Lateral

RSCMHAD	18"	18 ⁷ / ₈ "	30"	16"	\$1573	\$1664
	18"	18 ⁷ / ₈ "	36"	16"	\$1737	\$1849
	18"	18 ⁷ / ₈ "	42"	16"	\$1892	\$2014

1.5-High Open Lateral

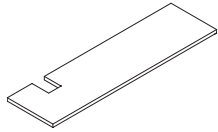
RSCMBHAD	18"	18 ⁷ / ₈ "	30"	22"	\$1917	\$2029
	18"	18 ⁷ / ₈ "	36"	22"	\$2117	\$2254
	18"	18 ⁷ / ₈ "	42"	22"	\$2308	\$2457



 **For Canadian Pricing**
Multiply U.S. Price by the
Canadian price factor.
► See page 1 for details.

Universal Common Tops

For Migration SE Application



Drawing shows right-hand application, left hand is also available.

► Need help?
Product details,
page 76

Standard Includes

- 1 3/16"H top: laminate price group 1, if selected
– Edge: plastic
- 1 3/16"H top: composite veneer group 1 or wood group 1, if selected

Required to Specify

- 1 Style number
 - 2 Width (see below under Required Selections)
 - 3 Migration SE desk depth (see below under Required Selections)
 - 4 Laminate color number for top, if laminate top selected
 - 5 Plastic color number for edge, if laminate top selected
 - 6 Composite veneer or wood color number on top, if composite veneer or wood top selected
 - 7 Front style (see below under Required Selections)
 - 8 Application (see below under Required Selections)
 - 9 Options, if selected (see below)
- See *Surface Materials*, page 440.

	Required Selections	U.S. Price	Required to Specify
Width	<ul style="list-style-type: none"> • 60"W • 66"W • 72"W • 78"W • 84"W • 90"W • 96"W • 108"W 	Prices at right Prices at right Prices at right Prices at right Prices at right Prices at right Prices at right Prices at right	Specify <i>with 60" width</i> . Specify <i>with 66" width</i> . Specify <i>with 72" width</i> . Specify <i>with 78" width</i> . Specify <i>with 84" width</i> . Specify <i>with 90" width</i> . Specify <i>with 96" width</i> . Specify <i>with 108" width</i> .
Migration SE Desk Depth	<ul style="list-style-type: none"> • 23"W • 29"W • 35"W 	No cost No cost No cost	Specify <i>with 23" depth</i> . Specify <i>with 29" depth</i> . Specify <i>with 35" depth</i> .
Front Style	<ul style="list-style-type: none"> • Flush front • Proud front 	No cost No cost	Specify <i>with flush front</i> . Specify <i>with proud front</i> .
Application	<ul style="list-style-type: none"> • Right hand • Left hand 	No cost No cost	Specify <i>with right-hand application</i> . Specify <i>with left-hand application</i> .

Tip: Right-hand or left-hand application is determined by which leg of the Migration SE desk is located inside the storage.

For composite veneer, wood group 2, wood group 3 laminate price group 2, and laminate price group 3 pricing, please refer to the electronic catalog or SmartTools.

	Options	U.S. Price	Required to Specify
Surface Materials	Laminate top <ul style="list-style-type: none"> • High-Pressure Laminate price group 2 • High-Pressure Laminate price group 3 • Open Line laminate 	See information at left See information at left +\$105 plus cost of laminate	Specify laminate color number. Specify laminate color number. ► See <i>Surface Materials Reference Manual</i> .
	Composite veneer top <ul style="list-style-type: none"> • Composite veneer group 1 • Composite veneer group 2 	Prices at right See information at left	Specify <i>with composite veneer top</i> and indicate composite veneer color number. Specify <i>with composite veneer top</i> and indicate composite veneer color number.
	Wood veneer top <ul style="list-style-type: none"> • Wood group 1 • Wood group 2 • Wood group 3 • Customiz stain • Full-fill finish on wood group 1 	Prices at right See information at left See information at left No cost Prices at right	Specify <i>with wood veneer top</i> and indicate wood color number. Specify <i>with wood veneer top</i> and indicate wood color number. Specify <i>with wood veneer top</i> and indicate wood color number. Specify <i>with Customiz stain</i> . ► See <i>Surface Materials Reference Manual</i> . Specify <i>with full-fill finish</i> and select wood finish number. ► See <i>Surface Materials Reference Manual</i> .



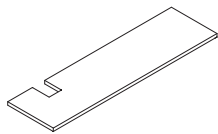
For Canadian Pricing
Multiply U.S. Price by the Canadian price factor.
► See page 1 for details.

Related Products

- Universal One-High open lateral files for Migration SE application ▶ Page 260
- Shrouds ▶ Page 264
- Filler ▶ Page 265

Specification Information

Style Number	Dimensions			U.S. Base Prices			Option (Add \$ to Base Price)
	D	W		Laminate	Composite Veneer	Veneer	Full-Fill Finish
	Flush Front	Proud Front					
RATCTMHAD	18"	18 ⁷ / ₈ "	60"	\$ 479	\$1074	\$1134	+\$136
	18"	18 ⁷ / ₈ "	66"	\$ 555	\$1132	\$1192	+\$136
	18"	18 ⁷ / ₈ "	72"	\$ 620	\$1188	\$1248	+\$136
	18"	18 ⁷ / ₈ "	78"	\$ 788	\$1423	\$1483	+\$136
	18"	18 ⁷ / ₈ "	84"	\$ 891	\$1615	\$1690	+\$187
	18"	18 ⁷ / ₈ "	90"	\$ 994	\$1710	\$1785	+\$187
	18"	18 ⁷ / ₈ "	96"	\$1094	\$1884	\$1959	+\$187
	18"	18 ⁷ / ₈ "	108"	\$1316	N.A.	N.A.	N.A.



Tip: Can not order veneer on 108"W Universal common top.

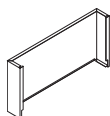
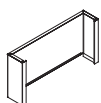


For Canadian Pricing
Multiply U.S. Price by the Canadian price factor.
▶ See page 1 for details.

Shrouds

For Migration SE Application

Tip: Shroud width must match width of the universal One-High or 1.5-High open lateral for Migration SE applications.



Standard Includes	Required to Specify
<ul style="list-style-type: none"> Need help? Product details, page 76 Shroud: paint price group 1 Attachment hardware 	<ul style="list-style-type: none"> 1 Style number 2 Width (see below under Required Selections) 3 Paint color number for shroud 4 Options, if selected (see below) <p>► See <i>Surface Materials</i>, page 440.</p>

Required Selections	U.S. Price	Required to Specify
Width		
• 30"W	No cost	Specify with 30" width.
• 36"W	No cost	Specify with 36" width.
• 42"W	No cost	Specify with 42" width.

Options	U.S. Price	Required to Specify
Surface Materials		
• Paint price group 1	No cost	Specify paint color number.
• Paint price group 2	+\$46	Specify paint color number.
• Paint price group 3	+\$76	Specify paint color number.

Related Products	<ul style="list-style-type: none"> Universal One-High and 1.5-High open lateral files for Migration SE application 	► Page 260
-------------------------	---	------------

Specification Information		
Dimensions	Style Number	U.S. Base Price
D H		

One-High Shroud

7"	16"	RPXSMHAD	\$119
:	:	:	:

1.5-High Shroud

7"	22"	RPXSMBHAD	\$134
:	:	:	:



For Canadian Pricing

Multiply U.S. Price by the Canadian price factor.

► See page 1 for details.

Fillers

For Migration SE Application

Fillers

Standard Includes	Required to Specify
<ul style="list-style-type: none"> ▶ Need help? Product details, page 76 • Filler: paint • Attachment hardware 	<ul style="list-style-type: none"> 1 Style number 2 Paint color number for filler ▶ See <i>Surface Materials</i>, page 440.

Related Products
<ul style="list-style-type: none"> • Universal One-High and 1.5-High open lateral files for Migration SE applications

Specification Information
Dimensions
D H
Style Number
U.S. Price

One-High Filler
7" 16" RPXFMHAD \$ 84
:

1.5-High Filler
7" 22" RPXFBHAD \$105
:

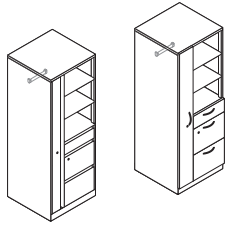


Universal Storage

 **For Canadian Pricing**
Multiply U.S. Price by the Canadian price factor.
▶ See page 1 for details.

Universal Open Side Towers

With Flush Steel, Proud Steel, Proud Laminate, or Proud Composite Veneer Fronts



► Need help?
Product details,
page 78

Standard Includes

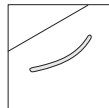
- Tower: paint price group 1
- 1"H top: paint to match tower
- Door and drawer fronts on units with proud laminate fronts: laminate price group 1
- Door and drawer fronts on units with proud composite veneer fronts: composite veneer price group 1
- Lock, keyed random: 9201 Polished Chrome
- Base (see below under required selections)
- Pulls: metal
- Integral pulls on units with flush steel fronts
- Drawer body: black only
- Adjustable shelves on 52"H and 65½"H: paint to match tower
- Brackets for adjustable shelves: black
- Post to support adjustable shelf: paint to match tower
- One box drawer divider and one pencil tray: black only
- Coat rod: black
- Four adjustable leveling glides
- Ganging hardware
- Counterweight package, if selected

Required to Specify

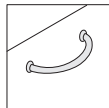
- 1 Style number with appropriate front style suffix in the space provided
 - F** Flush steel front
 - P** Proud steel front
 - L** Proud laminate front
 - W** Proud composite veneer or wood front
 - 2 Paint color number for tower
 - 3 Laminate color number for door and drawer fronts, if proud laminate front selected
 - 4 Composite veneer or wood color number for door and drawer fronts, if proud composite veneer or wood front selected
 - 5 Base (see below under required selections)
 - 6 Pull (see below under required selections)
 - 7 Metal color number for pulls, if proud steel or proud wood front selected
 - 8 Options, if selected (see below)
- See *Surface Materials*, page 440.

	Required Selections	U.S. Price	Required to Specify
Bases	• Universal 3" base	No cost	Specify <i>with Universal 3" base</i> , painted to match tower.
	• FrameOne foot base	+\$294	Specify <i>with FrameOne foot base</i> , painted to match tower.
	• c:scape glide base	+\$294	Specify <i>with c:scape glide base</i> , 4799 Platinum Metallic only.

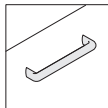
Pulls



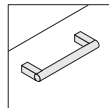
Contemporary



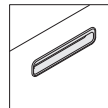
Handle



Jazz



Bar



c:scape

	Options	U.S. Price	Required to Specify
Surface Materials	• Paint price group 1	No cost	Specify paint color number.
	• Paint price group 2	+\$114	Specify paint color number.
	• Paint price group 3	+\$197	Specify paint color number.
	• Laminate price group 1 on proud laminate fronts	Prices at right	Specify laminate color number.
	• Laminate price group 2 on proud laminate fronts	See information at left	Specify laminate color number.
	• Laminate price group 3 on proud laminate fronts	See information at left	Specify laminate color number.
	• Open Line laminate on proud laminate fronts	+\$105 plus cost of laminate	► See <i>Surface Materials Reference Manual</i> .
	• Composite veneer group 1 on proud wood fronts	Prices at right	Specify <i>with composite veneer top</i> and indicate composite veneer color number.
	• Composite veneer group 2 on proud wood fronts	See information at left	Specify <i>with composite veneer top</i> and indicate composite veneer color number.
	• Wood group 1 on proud wood fronts	Prices at right	Specify wood color number.
	• Wood group 2 on proud wood fronts	See information at left	Specify wood color number.
	• Wood group 3 on proud wood fronts	See information at left	Specify wood color number.
	• Customiz stain on proud wood fronts	No cost	Specify <i>with Customiz stain</i> .
			► See <i>Surface Materials Reference Manual</i> .

For composite veneer, wood group 2, wood group 3, laminate price group 2, and laminate price group 3 pricing, please refer to the electronic catalog or SmartTools.



For Canadian Pricing

Multiply U.S. Price by the Canadian price factor.

► See page 1 for details.

► **Options, continued on next page**

► Options, continued from previous page

	Options	U.S. Price	Required to Specify
Tops for Flush Steel Front, Proud Steel Front, Proud Laminate Front, and Proud Wood Front	Laminate top		
	• Square edge laminate price group 1 top	+\$211	Specify <i>with laminate top</i> and indicate laminate color number for top and plastic color number for edges.
	• Square edge laminate price group 2 top	See information at left	Specify <i>with laminate top</i> and indicate laminate color number for top and plastic color number for edges.
	• Square edge laminate price group 3 top	See information at left	Specify <i>with laminate top</i> and indicate laminate color number for top and plastic color number for edges.
	• Open Line laminate on laminate top	+\$105 plus cost of laminate	► See <i>Surface Materials Reference Manual</i> .
	Composite veneer top		
	• Composite veneer group 1 veneer top	+\$636	Specify composite veneer color number.
	• Composite veneer group 2 veneer top	See information at left	Specify composite veneer color number.
	Wood veneer top		
	• Wood group 1 veneer top	+\$672	Specify <i>with wood veneer top</i> and indicate wood color number.
Pulls	• Wood group 2 veneer top	See information at left	Specify <i>with wood veneer top</i> and indicate wood color number.
	• Wood group 3 veneer top	See information at left	Specify <i>with wood veneer top</i> and indicate wood color number.
	• Customiz stain on wood veneer top on units with flush steel or proud steel fronts	No cost	Specify <i>with Customiz stain</i> . ► See <i>Surface Materials Reference Manual</i> .
	Proud steel, laminate, or wood fronts		
	• Contemporary	No cost	Specify <i>with contemporary pull</i> .
	• Handle	No cost	Specify <i>with handle pull</i> .
	• Jazz	+\$ 29 per pull	Specify <i>with jazz pull</i> .
	• Bar	+\$ 44 per pull	Specify <i>with bar pull</i> .
	Proud steel fronts only		
	• c:scape FX10/26	+\$ 49 per pull	Specify <i>with c:scape pull</i> .
Counterweights	• Tower package 1	+\$166	Specify <i>with counterweight</i> .
	• Tower package 2	+\$204	Specify <i>with counterweight</i> .
Lock and Keying	Lock		
	• Ember Chrome	No cost	Specify <i>with 9250 Ember Chrome lock</i> .
Related Products	Keying		
	• Factory- and field-installed keying		► Page 450
Related Products	• Field-installed tops		► Page 314
	• Adjustable shelves		► Page 322
	• Counterweight packages		► Page 329
	• Storage accessories		► Page 324

► Specification Information, on next page

Tip: Laminate and wood veneer tops are $\frac{3}{16}$ " taller than other tops and will add $\frac{3}{16}$ " to overall case height.

For composite veneer, wood group 2, wood group 3, and laminate price group 2, and laminate price group 3 pricing, please refer to the electronic catalog or SmartTools.

Tip: If wood veneer top option is selected, wood veneer top color will default to match wood front.

Tip: The c:scape pull option will be culled October 18, 2026.

Tip: Counterweight packages are required to ensure product stability and are ordered as an option or separately. Product specification pages indicate the correct counterweight package for each style number and any exceptions where counterweights are not required.
► See Counterweight Requirements for Storage Products, pages 7–13.

Tip: Height dimension listed is for units with 1" top. Overall height will vary if another top is selected.

Tip: Your specification is not complete until you add a suffix to the style number to define the front style (for example, RQS24244LA_ becomes RQS24244LAF for flush steel front).

FX10/26 = Last order entry
October 18, 2026

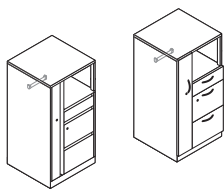
Universal Open Side Towers, with Flush Steel, Proud Steel, Proud Laminate, or Proud Composite Veneer Fronts, continued

► Options, on previous page

Specification Information												
Dimensions		Style Number	U.S. Base Prices					Counterweights				
D	W H		Flush Steel Front	Proud Steel Front	Proud Lam Front	Proud Comp Ven Front	Proud Wood Front	Steel Fronts		Lam/Comp Ven/Wood Fronts		
Flush Steel Front	Proud Steel/Lam/Comp Ven/Wood Front							Universal 3" Base	FrameOne Foot and c:scape Glide Bases	Universal 3" Base	FrameOne Foot and c:scape Glide Bases	
			Suffix F	Suffix P	Suffix L	Suffix W	Suffix W					

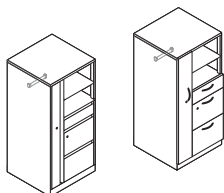
Tower with Door Hinged on Left

One 6"H Drawer and Two 12"H Drawers



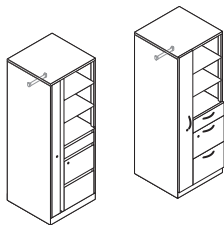
18"	18 7/8"	24"	47 1/2"	RQS182448LA__	\$3148	\$3659	\$4158	\$4369	\$4390	Tower package 1	Tower package 1	Tower package 2	Tower package 2
23 1/8"	24"	24"	47 1/2"	RQS242448LA__	\$3488	\$3999	\$4498	\$4709	\$4730	Not required	Tower package 1	Not required	Tower package 1

One Adjustable Shelf, One 6"H Drawer, and Two 12"H Drawers



18"	18 7/8"	24"	52"	RQS18244LA__	\$3254	\$3765	\$4264	\$4475	\$4496	Tower package 1	Tower package 1	Tower package 1	Tower package 1
23 1/8"	24"	24"	52"	RQS24244LA__	\$3621	\$4132	\$4631	\$4842	\$4863	Not required	Not required	Not required	Not required

Two Adjustable Shelves, One 6"H Drawer, and Two 12"H Drawers



18"	18 7/8"	24"	65 1/2"	RQS18245LC__	\$3840	\$4351	\$4850	\$5061	\$5082	Tower package 1	Tower package 1	Tower package 1	Tower package 1
23 1/8"	24"	24"	65 1/2"	RQS24245LC__	\$4268	\$4779	\$5278	\$5489	\$5510	Not required	Not required	Not required	Not required

► Specification Information, continued on next page



For Canadian Pricing

Multiply U.S. Price by the Canadian price factor.

► See page 1 for details.

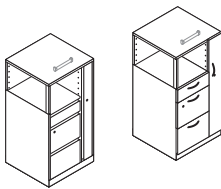
► Specification Information, continued from previous page

Specification Information

Dimensions		Style Number	U.S. Base Prices					Counterweights			
D	W H		Flush Steel Front	Proud Steel Front	Proud Lam Front	Proud Comp Ven Front	Proud Wood Front	Steel Fronts		Lam/Comp Ven/ Wood Fronts	
Flush Steel Front	Proud Steel/ Lam/ Comp Ven/ Wood Front							Universal 3" Base	FrameOne Foot and c:scape Glide Bases	Universal 3" Base	FrameOne Foot and c:scape Glide Bases
			Suffix F	Suffix P	Suffix L	Suffix W	Suffix W				

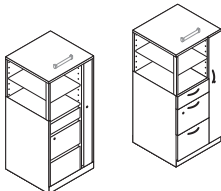
Tower with Door Hinged on Right

One 6"H Drawer and Two 12"H Drawers



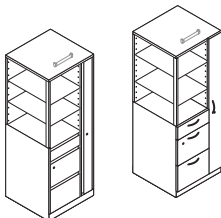
18"	18 ⁷ / ₈ "	24" 47 ¹ / ₂ "	RQS182448RA__	\$3148	\$3659	\$4158	\$4369	\$4390	Tower package 1	Tower package 1	Tower package 2	Tower package 2
23 ¹ / ₈ "	24"	24" 47 ¹ / ₂ "	RQS242448RA__	\$3488	\$3999	\$4498	\$4709	\$4730	Not required	Tower package 1	Not required	Tower package 1

One Adjustable Shelf, One 6"H Drawer, and Two 12"H Drawers



18"	18 ⁷ / ₈ "	24" 52"	RQS18244RA__	\$3254	\$3765	\$4264	\$4475	\$4496	Tower package 1	Tower package 1	Tower package 1	Tower package 1
23 ¹ / ₈ "	24"	24" 52"	RQS24244RA__	\$3621	\$4132	\$4631	\$4842	\$4863	Not required	Not required	Not required	Not required

Two Adjustable Shelves, One 6"H Drawer, and Two 12"H Drawers



18"	18 ⁷ / ₈ "	24" 65 ¹ / ₂ "	RQS18245RC__	\$3840	\$4351	\$4850	\$5061	\$5082	Tower package 1	Tower package 1	Tower package 1	Tower package 1
23 ¹ / ₂ "	24"	24" 65 ¹ / ₂ "	RQS24245RC__	\$4268	\$4779	\$5278	\$5489	\$5510	Not required	Not required	Not required	Not required



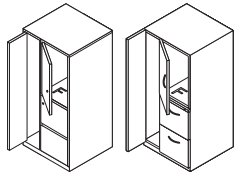
For Canadian Pricing

Multiply U.S. Price by the Canadian price factor.

► See page 1 for details.

Universal Dual Door Towers

With Flush Steel, Proud Steel, Proud Laminate, or Composite Veneer Wood Fronts



► Need help?
Product details,
page 78

Standard Includes

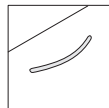
- Tower: paint price group 1
- 1"H top: paint to match tower
- Door and drawer fronts on units with proud laminate fronts: laminate price group 1
- Door and drawer fronts on units with proud composite veneer fronts: composite veneer price group 1
- Lock, keyed random: 9201 Polished Chrome
- Base (see below under required selections)
- Pulls: metal
- Integral pulls on units with flush steel fronts
- Drawer body: black only
- Adjustable shelves on 52"H and 65½"H: paint to match tower
- Brackets for adjustable shelves: black
- Post to support adjustable shelf: paint to match tower
- One box drawer divider and one pencil tray: black only
- Coat rod: black
- Four adjustable leveling glides
- Ganging hardware
- Counterweight package, if selected

Required to Specify

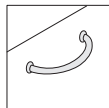
- 1 Style number with appropriate front style suffix in the space provided
 - F** Flush steel front
 - P** Proud steel front
 - L** Proud laminate front
 - W** Proud composite veneer or wood front
 - 2 Paint color number for tower
 - 3 Laminate color number for door and drawer fronts, if proud laminate front selected
 - 4 Composite veneer or wood color number for door and drawer fronts, if proud composite veneer or wood front selected
 - 5 Base (see below under required selections)
 - 6 Pull (see below under required selections)
 - 7 Metal color number for pulls, if proud steel, proud laminate, or proud wood front selected
 - 8 Options, if selected (see below)
- See *Surface Materials*, page 440.

	Required Selections	U.S. Price	Required to Specify
Bases	• Universal 3" base	No cost	Specify <i>with Universal 3" base</i> , painted to match tower.
	• FrameOne foot base	+\$294	Specify <i>with FrameOne foot base</i> , painted to match tower.
	• c:scape glide base	+\$294	Specify <i>with c:scape glide base</i> , 4799 Platinum Metallic only.

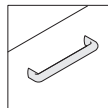
Pulls



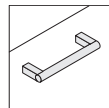
Contemporary



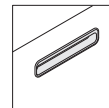
Handle



Jazz



Bar



c:scape

	Options	U.S. Price	Required to Specify
Surface Materials	• Paint price group 1	No cost	Specify paint color number.
	• Paint price group 2	+\$114	Specify paint color number.
	• Paint price group 3	+\$197	Specify paint color number.
	• Laminate price group 1 on proud laminate fronts	Prices at right	Specify laminate color number.
	• Laminate price group 2 on proud laminate fronts	See information at left	Specify laminate color number.
	• Laminate price group 3 on proud laminate fronts	See information at left	Specify laminate color number.
	• Open Line laminate on proud laminate fronts	+\$105 plus cost of laminate	► See <i>Surface Materials Reference Manual</i> .
	• Composite veneer group 1 on proud wood fronts	Prices at right	Specify <i>with composite veneer top</i> and indicate composite veneer color number.
	• Composite veneer group 2 on proud wood fronts	See information at left	Specify <i>with composite veneer top</i> and indicate composite veneer color number.
	• Wood group 1 on proud wood fronts	Prices at right	Specify wood color number.
	• Wood group 2 on proud wood fronts	See information at left	Specify wood color number.
	• Wood group 3 on proud wood fronts	See information at left	Specify wood color number.
	• Customiz stain on proud wood fronts	No cost	Specify <i>with Customiz stain</i> .
			► See <i>Surface Materials Reference Manual</i> .

For composite veneer, wood group 2, wood group 3, laminate price group 2, and laminate price group 3 pricing, please refer to the electronic catalog or SmartTools.



For Canadian Pricing
Multiply U.S. Price by the Canadian price factor.
► See page 1 for details.

► **Options, continued on next page**

► Options, continued from previous page

	Options	U.S. Price	Required to Specify
Tops for Flush Steel Front, Proud Steel Front, Proud Laminate Front, and Proud Wood Front	Laminate top		
	• Square edge laminate group 1 top	+\$211	Specify <i>with laminate top</i> and indicate laminate color number for top and plastic color number for edges.
	• Square edge laminate price group 2 top	See information at left	Specify <i>with laminate top</i> and indicate laminate color number for top and plastic color number for edges.
	• Square edge laminate price group 3 top	See information at left	Specify <i>with laminate top</i> and indicate laminate color number for top and plastic color number for edges.
	• Open Line laminate on laminate top	+\$105 plus cost of laminate	► See <i>Surface Materials Reference Manual</i> .
	Composite veneer top		
	• Composite veneer group 1 veneer top	+\$636	Specify composite veneer color number.
	• Composite veneer group 2 veneer top	See information at left	Specify composite veneer color number.
	Wood veneer top		
	• Wood group 1 veneer top	+\$672	Specify <i>with wood veneer top</i> and indicate wood color number.
	• Wood group 2 veneer top	See information at left	Specify <i>with wood veneer top</i> and indicate wood color number.
	• Wood group 3 veneer top	See information at left	Specify <i>with wood veneer top</i> and indicate wood color number.
	• Customiz stain on wood veneer top on units with flush steel or proud steel fronts	No cost	Specify <i>with Customiz stain</i> . ► See <i>Surface Materials Reference Manual</i> .
Pulls	Proud steel, laminate, or wood fronts		
	• Contemporary	No cost	Specify <i>with contemporary pull</i> .
	• Handle	No cost	Specify <i>with handle pull</i> .
	• Jazz	+\$ 29 per pull	Specify <i>with jazz pull</i> .
	• Bar	+\$ 44 per pull	Specify <i>with bar pull</i> .
	Proud steel fronts only		
	• c:scape FX10/26	+\$ 49 per pull	Specify <i>with c:scape pull</i> .
Counterweights	• Tower package 1	+\$166	Specify <i>with counterweight</i> .
	• Tower package 2	+\$204	Specify <i>with counterweight</i> .
Lock and Keying	Lock		
	• Ember Chrome	No cost	Specify <i>with 9250 Ember Chrome lock</i> .
	Keying		
	• Factory- and field-installed keying		► Page 450
Related Products	• Field-installed tops		► Page 314
	• Adjustable shelves		► Page 322
	• Counterweight packages		► Page 329
	• Storage accessories		► Page 324

► Specification Information, on next page

Tip: Laminate and wood veneer tops are $\frac{3}{16}$ " taller than other tops and will add $\frac{3}{16}$ " to overall case height.

For composite veneer, wood group 2 and 3 pricing, laminate price group 2, and laminate price group 3 please refer to the electronic catalog or SmartTools.

Tip: If wood veneer top option is selected, wood veneer top color will default to match wood front.

Tip: Height dimension listed is for units with 1" top. Overall height will vary if another top is selected.

Tip: The c:scape pull option will be culled October 18, 2026.

Tip: Counterweight packages are required to ensure product stability and are ordered as an option or separately. Product specification pages indicate the correct counterweight package for each style number and any exceptions where counterweights are not required.

► See *Counterweight Requirements for Storage Products*, pages 7–13.

Tip: The fixed shelf in a 47½" dual door tower also serves as the base of the cabinet. Additional adjustable shelves must be specified separately.



For Canadian Pricing
Multiply U.S. Price by the Canadian price factor.
► See page 1 for details.

FX10/26 = Last order entry
October 18, 2026

Universal Dual Door Towers, with Flush Steel, Proud Steel, Proud Laminate, or Proud Composite Veneer Fronts, continued

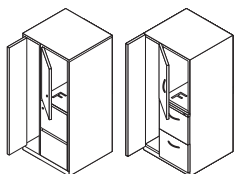
► Options, on previous page

Specification Information

Dimensions			Style Number	U.S. Base Prices					Counterweights			
D	W	H		Flush Steel Front	Proud Steel Front	Proud Lam Front	Proud Comp Ven Front	Proud Wood Front	Steel Fronts		Lam/Comp Ven/Wood Fronts	
Flush Steel Front	Proud Steel/Lam/Comp Ven/Wood Front								Universal 3" Base	FrameOne Foot and c:scape Glide Bases	Universal 3" Base	FrameOne Foot and c:scape Glide Bases
				Suffix F	Suffix P	Suffix L	Suffix W	Suffix W				

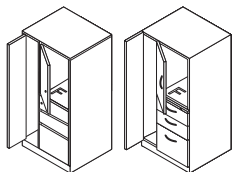
Tower with Doors Hinged on Left

One Fixed Shelf and Two 12"H Drawers



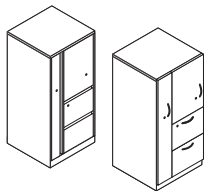
18"	18 ⁷ / ₈ "	24"	47 ¹ / ₂ "	RDD182448LA __	\$2776	\$3223	\$3635	\$3846	\$3867	Tower package 1	Tower package 1	Tower package 2	Tower package 2
23 ¹ / ₈ "	24"	24"	47 ¹ / ₂ "	RDD242448LA __	\$3344	\$3505	\$3933	\$4144	\$4165	Not required	Tower package 1	Not required	Tower package 1

One Fixed Shelf, Two 6"H Drawers, and One 12"H Drawer



18"	18 ⁷ / ₈ "	24"	47 ¹ / ₂ "	RDD182448LB __	\$3022	\$3482	\$3903	\$4114	\$4135	Tower package 1	Tower package 1	Tower package 2	Tower package 2
23 ¹ / ₈ "	24"	24"	47 ¹ / ₂ "	RDD242448LB __	\$3579	\$3754	\$4208	\$4419	\$4440	Not required	Tower package 1	Not required	Tower package 1

One Fixed Shelf, One Adjustable Shelf, and Two 12"H Drawers



18"	18 ⁷ / ₈ "	24"	52"	RDD18244LA __	\$3068	\$3486	\$3890	\$4101	\$4122	Tower package 1	Tower package 1	Tower package 1	Tower package 1
23 ¹ / ₈ "	24"	24"	52"	RDD24244LA __	\$3613	\$3808	\$4161	\$4372	\$4393	Not required	Not required	Not required	Not required

Tip: Your specification is not complete until you add a suffix to the style number to define the front style (for example, **RDD182448LA**__ becomes **RDD182448LAF** for flush steel front).

► Specification Information, continued on next page

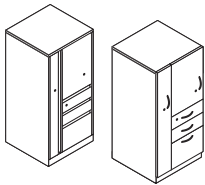
► Specification Information, continued from previous page

Specification Information

Dimensions			Style Number	U.S. Base Prices					Counterweights			
D	W	H		Flush Steel Front	Proud Steel Front	Proud Lam Front	Proud Comp Ven Front	Proud Wood Front	Steel Fronts		Lam/Comp Ven/Wood Fronts	
Flush Steel Front	Proud Steel/Lam/Comp Ven/Wood Front								Universal 3" Base	FrameOne Foot and c:scape Glide Bases	Universal 3" Base	FrameOne Foot and c:scape Glide Bases
				Suffix F	Suffix P	Suffix L	Suffix W	Suffix W				


Tower with Doors Hinged on Left, continued

One Fixed Shelf, One Adjustable Shelf, Two 6"H Drawers, and One 12"H Drawer



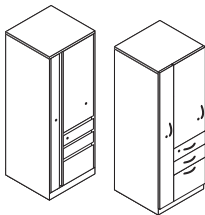
18"	18 ⁷ / ₈ "	24"	52"	RDD18244LB__	\$3270	\$3591	\$4093	\$4304	\$4325	Tower package 1	Tower package 1	Tower package 1	Tower package 1
23 ¹ / ₈ "	24"	24"	52"	RDD24244LB__	\$3813	\$3899	\$4412	\$4623	\$4644	Not required	Not required	Not required	Not required

One Fixed Shelf, Two Adjustable Shelves, and Two 12"H Drawers



18"	18 ⁷ / ₈ "	24"	65 ¹ / ₂ "	RDD18245LC__	\$3442	\$3923	\$4321	\$4532	\$4553	Tower package 1	Tower package 1	Tower package 1	Tower package 1
23 ¹ / ₈ "	24"	24"	65 ¹ / ₂ "	RDD24245LC__	\$3813	\$3949	\$4707	\$4918	\$4939	Not required	Not required	Not required	Not required

One Fixed Shelf, Two Adjustable Shelves, Two 6"H Drawers, and One 12"H Drawer



18"	18 ⁷ / ₈ "	24"	65 ¹ / ₂ "	RDD18245LD__	\$3643	\$4099	\$4522	\$4733	\$4754	Tower package 1	Tower package 1	Tower package 1	Tower package 1
23 ¹ / ₈ "	24"	24"	65 ¹ / ₂ "	RDD24245LD__	\$4015	\$4149	\$4914	\$5125	\$5146	Not required	Not required	Not required	Not required

Tip: Your specification is not complete until you add a suffix to the style number to define the front style (for example, **RDD182448LA__** becomes **RDD182448LAF** for flush steel front).

► Specification Information, continued on next page

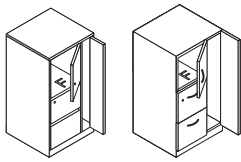
Universal Dual Door Towers, with Flush Steel, Proud Steel, Proud Laminate, or Proud Composite Veneer Fronts, continued

► Specification Information, continued from previous page

Specification Information												
Dimensions			Style Number	U.S. Base Prices					Counterweights			
D	W	H		Flush Steel Front	Proud Steel Front	Proud Lam Front	Proud Comp Ven Front	Proud Wood Front	Steel Fronts		Lam/Comp Ven/Wood Fronts	
Flush Steel Front	Proud Steel/Lam/Comp Ven/Wood Front			Suffix F	Suffix P	Suffix L	Suffix W	Suffix W	Universal 3" Base	FrameOne Foot and c:scape Glide Bases	Universal 3" Base	FrameOne Foot and c:scape Glide Bases

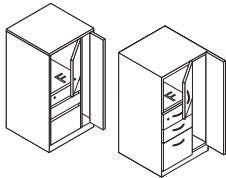
Tower with Doors Hinged on Right

One Fixed Shelf and Two 12"H Drawers



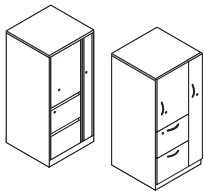
18"	18 ⁷ / ₈ "	24"	47 ¹ / ₂ "	RDD182448RA __	\$2776	\$3223	\$3635	\$3846	\$3867	Tower package 1	Tower package 1	Tower package 2	Tower package 2
23 ¹ / ₈ "	24"	24"	47 ¹ / ₂ "	RDD242448RA __	\$3344	\$3505	\$3933	\$4144	\$4165	Not required	Tower package 1	Not required	Tower package 1

One Fixed Shelf, Two 6"H Drawers, and One 12"H Drawer



18"	18 ⁷ / ₈ "	24"	47 ¹ / ₂ "	RDD182448RB __	\$3022	\$3482	\$3903	\$4114	\$4135	Tower package 1	Tower package 1	Tower package 2	Tower package 2
23 ¹ / ₈ "	24"	24"	47 ¹ / ₂ "	RDD242448RB __	\$3579	\$3754	\$4208	\$4419	\$4440	Not required	Tower package 1	Not required	Tower package 1

One Fixed Shelf, One Adjustable Shelf, and Two 12"H Drawers



18"	18 ⁷ / ₈ "	24"	52"	RDD18244RA __	\$3068	\$3486	\$3890	\$4101	\$4122	Tower package 1	Tower package 1	Tower package 1	Tower package 1
23 ¹ / ₈ "	24"	24"	52"	RDD24244RA __	\$3613	\$3808	\$4161	\$4372	\$4393	Not required	Not required	Not required	Not required

► Specification Information, continued on next page



For Canadian Pricing

Multiply U.S. Price by the Canadian price factor.

► See page 1 for details.

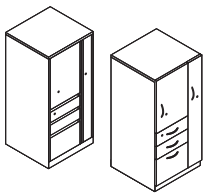
► Specification Information, continued from previous page

Specification Information

Dimensions			Style Number	U.S. Base Prices					Counterweights			
D	W	H		Flush Steel Front	Proud Steel Front	Proud Lam Front	Proud Comp Ven Front	Proud Wood Front	Steel Fronts		Lam/Comp Ven/Wood Fronts	
Flush Steel Front	Proud Steel/Lam/Comp Ven/Wood Front								Universal 3" Base	FrameOne Foot and c:scape Glide Bases	Universal 3" Base	FrameOne Foot and c:scape Glide Bases
				Suffix F	Suffix P	Suffix L	Suffix W	Suffix W				


Tower with Doors Hinged on Right, continued

One Fixed Shelf, One Adjustable Shelf, Two 6"H Drawers, and One 12"H Drawer



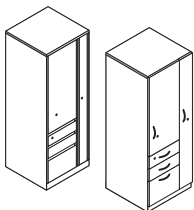
18"	18 ⁷ / ₈ "	24"	52"	RDD18244RB__	\$3270	\$3591	\$4093	\$4304	\$4325	Tower package 1	Tower package 1	Tower package 1	Tower package 1
23 ¹ / ₈ "	24"	24"	52"	RDD24244RB__	\$3813	\$3899	\$4412	\$4623	\$4644	Not required	Not required	Not required	Not required

One Fixed Shelf, Two Adjustable Shelves, and Two 12"H Drawers



18"	18 ⁷ / ₈ "	24"	65 ¹ / ₂ "	RDD18245RC__	\$3442	\$3923	\$4321	\$4532	\$4553	Tower package 1	Tower package 1	Tower package 1	Tower package 1
23 ¹ / ₈ "	24"	24"	65 ¹ / ₂ "	RDD24245RC__	\$3813	\$3949	\$4707	\$4918	\$4939	Not required	Not required	Not required	Not required

One Fixed Shelf, Two Adjustable Shelves, Two 6"H Drawers, and One 12"H Drawer



18"	18 ⁷ / ₈ "	24"	65 ¹ / ₂ "	RDD18245RD__	\$3643	\$4099	\$4522	\$4733	\$4754	Tower package 1	Tower package 1	Tower package 1	Tower package 1
23 ¹ / ₈ "	24"	24"	65 ¹ / ₂ "	RDD24245RD__	\$4015	\$4149	\$4914	\$5125	\$5146	Not required	Not required	Not required	Not required



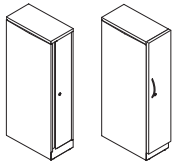
For Canadian Pricing

Multiply U.S. Price by the Canadian price factor.

► See page 1 for details.

Universal Personal Lockers

With Flush Steel, Proud Steel, Proud Laminate, or Proud Composite Veneer Fronts



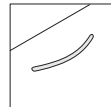
Tip: Lockers are shown in hinged right application.

Standard Includes		Required to Specify
► Need help? Product details, page 82	<ul style="list-style-type: none"> Locker: paint price group 1 1"H top on units with flush or proud steel fronts: paint to match locker 1³/₁₆"H top on units with proud laminate front: laminate price group 1 or wood group 1 veneer 1³/₁₆"H top on units with proud composite veneer fronts: composite veneer price group 1 to match wood front Full-height integral pull on units with flush steel fronts Pull on units with proud fronts: metal Hinged door front, on units with flush steel or proud steel front: paint to match locker Hinged door front, on units with proud laminate front: laminate price group 1 Hinged door front, on units with proud composite veneer front: composite veneer price group 1 Lock, keyed random: 9201 Polished Chrome Brackets for adjustable shelf, if selected: black Coat rod: black Four adjustable leveling glides Ganging hardware 	1 Style number with appropriate front style suffix in the space provided F Flush steel front P Proud steel front L Proud laminate front W Proud composite veneer or wood front 2 Paint color number for locker 3 Laminate color number for hinged door front and top, if proud laminate front and top selected 4 Composite veneer or wood color number for hinged door front and top, if proud composite veneer or wood front selected 5 Pull (see below under Required Selections) 6 Metal color number for pull, if proud steel, proud laminate, or proud wood front selected 7 Shelving (see below under Required Selections) 8 Options, if selected (see below) ► See <i>Surface Materials</i> , page 440.

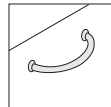
Tip: Adjustable shelf finish will match the locker finish.

Required Selections	U.S. Price	Required to Specify
Shelving		
• No adjustable shelf	No cost	Specify <i>with no adjustable shelf</i> .
• One adjustable shelf	+\$104	Specify <i>with one adjustable shelf</i> .

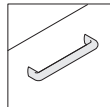
Pull



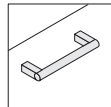
Contemporary



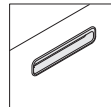
Handle



Jazz



Bar



c:scape

Options	U.S. Price	Required to Specify
Surface Materials		
Door fronts for flush and proud steel		
• Paint price group 1	No cost	Specify paint color number.
• Paint price group 2	+\$114	Specify paint color number.
• Paint price group 3	+\$197	Specify paint color number.
Door fronts for proud laminate		
• Laminate price group 1 on proud laminate door fronts	No cost	Specify laminate color number.
• Laminate price group 2 on proud laminate door fronts	+\$ 35	Specify laminate color number.
• Laminate price group 3 on proud laminate door fronts	+\$ 68	Specify laminate color number.
• Open Line laminate on proud laminate door fronts	+\$105 plus cost of laminate	► See <i>Surface Materials Reference Manual</i> .
Door fronts for proud composite veneer		
• Composite veneer group 1 on proud wood door fronts	Prices at right	Specify composite veneer color number.
• Composite veneer group 2 on proud wood door fronts	+\$ 41	Specify composite veneer color number.
Door fronts for proud wood		
• Wood group 1 on proud wood door fronts	Prices at right	Specify wood color number.
• Wood group 2 on proud wood door fronts	+\$ 45	Specify wood color number.
• Wood group 3 on proud wood door fronts	+\$152	Specify wood color number.
• Customiz stain on proud wood door fronts	No cost	Specify <i>with Customiz stain</i> . ► See <i>Surface Materials Reference Manual</i> .

Tip: Composite veneer, wood group 2 and wood group 3 upcharges are in addition to wood group 1 upcharge.

► Options, continued on next page

► Options, continued from previous page

	Options	U.S. Price	Required to Specify
Coat Storage	• Coat rod	No cost	Specify with coat rod.
	• Coat hook	No cost	Specify with coat hook.
Tops for Flush Steel Front and Proud Steel Front	Laminate top		
	• Square edge laminate price group 1 top	+\$146	Specify with laminate top and indicate laminate color number for top and plastic color number for edges.
	• Square edge laminate price group 2 top	+\$163	Specify with laminate top and indicate laminate color number for top and plastic color number for edges.
	• Square edge laminate price group 3 top	+\$179	Specify with laminate top and indicate laminate color number for top and plastic color number for edges.
	• Open Line laminate on laminate top	+\$251 plus cost of laminate	► See Surface Materials Reference Manual.
	Composite veneer top		
	• Composite veneer group 1 veneer top	+\$439	Specify with composite veneer top and indicate composite veneer color number.
	• Composite veneer group 2 veneer top	+\$480	Specify with composite veneer top and indicate composite veneer color number.
	Wood veneer top		
	• Wood group 1 veneer top	+\$468	Specify with wood veneer top and indicate wood color number.
	• Wood group 2 veneer top	+\$513	Specify with wood veneer top and indicate wood color number.
	• Wood group 3 veneer top	+\$620	Specify with wood veneer top and indicate wood color number.
	• Customiz stain on wood veneer top	No cost	Specify with Customiz stain. ► See Surface Materials Reference Manual.
Tops for Proud Wood Front	Steel top		
	• Paint to match locker	–\$439	Specify with steel top.
	Laminate top		
	• Square edge laminate price group 1 top	–\$293	Specify with laminate top and indicate laminate color number for top and plastic color number for edges.
	• Square edge laminate price group 2 top	–\$276	Specify with laminate top and indicate laminate color number for top and plastic color number for edges.
	• Square edge laminate price group 3 top	–\$260	Specify with laminate top and indicate laminate color number for top and plastic color number for edges.
Tops for Proud Laminate Front	• Open Line laminate on laminate top	–\$188 plus cost of laminate	► See Surface Materials Reference Manual.
	Steel top		
	• Paint to match locker	+\$104	Specify with steel top.
	Laminate top		
	• Square edge laminate price group 1 top	+\$250	Specify with laminate top and indicate laminate color number for top and plastic color number for edges.
	• Square edge laminate price group 2 top	+\$267	Specify with laminate top and indicate laminate color number for top and plastic color number for edges.
	• Square edge laminate price group 3 top	+\$283	Specify with laminate top and indicate laminate color number for top and plastic color number for edges.
	• Open Line laminate on laminate top	+\$355 plus cost of laminate	► See Surface Materials Reference Manual.

Tip: Laminate and wood veneer tops are $\frac{3}{16}$ " taller than steel tops and will add $\frac{3}{16}$ " to overall case height.

Tip: If wood veneer top is selected on a locker with a wood veneer front, top color will default to match wood front color.

Tip: Laminate front lockers do not default to a laminate top, a selection of laminate, steel, or wood top is required.

 **For Canadian Pricing**
Multiply U.S. Price by the Canadian price factor.
► See page 1 for details.

► Options, continued on next page

Universal Personal Lockers with Flush Steel, Proud Steel, Proud Laminate, or Proud Composite Veneer Fronts, continued

► Options, continued from previous page

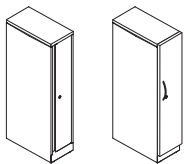
Tip: Laminate front lockers do not default to a laminate top, a selection of laminate, steel, or wood top is required.

	Options	U.S. Price	Required to Specify
Tops for Proud Laminate Front, continued	Composite veneer top		
	• Composite veneer group 1 veneer top	+\$543	Specify with <i>composite veneer top</i> and indicate composite veneer color number.
	• Composite veneer group 2 veneer top	+\$584	Specify with <i>composite veneer top</i> and indicate composite veneer color number.
	Wood veneer top		
	• Wood group 1 veneer top	+\$572	Specify with <i>wood veneer top</i> and indicate wood color number.
	• Wood group 2 veneer top	+\$617	Specify with <i>wood veneer top</i> and indicate wood color number.
	• Wood group 3 veneer top	+\$724	Specify with <i>wood veneer top</i> and indicate wood color number.
	• Customiz stain on wood veneer top	No cost	Specify with <i>Customiz stain</i> . ► See <i>Surface Materials Reference Manual</i> .
Pulls	Proud steel, laminate, or wood fronts		
	• Contemporary	No cost	Specify with <i>contemporary pull</i> .
	• Handle	No cost	Specify with <i>handle pull</i> .
	• Jazz	+\$ 29 per pull	Specify with <i>jazz pull</i> .
	• Bar	+\$ 44 per pull	Specify with <i>bar pull</i> .
	Proud steel fronts only		
	• c:scape ❏10/26	+\$ 49 per pull	Specify with <i>c:scape pull</i> .
Lock and Keying	Lock		
	• Ember Chrome	No cost	Specify with <i>9250 Ember Chrome lock</i> .
	Keying		
	• Factory- and field-installed keying		► Page 450
Related Products	• Storage accessories		► Page 324

Tip: The c:scape pull option will be culled October 18, 2026.

Specification Information

Dimensions		W	H	Counter-weight Package	Style Number	U.S. Base Prices				
D						Flush Steel Front	Proud Steel Front	Proud Lam Front	Proud Comp Ven Front	Proud Wood Front
Flush Steel Front	Proud Steel/Lam/Comp Ven/Wood Front					Suffix F	Suffix P	Suffix L	Suffix W	Suffix W



Tip: Height dimension listed is for units with 1" top. Overall height will vary, add 3/16" to case height when laminate or wood top is specified.

Tip: Your specification is not complete until you add a suffix to the style number to define the front style (for example, RLK24942R_ becomes RLK24942RF for flush steel front).

9"W Personal Lockers with Door Hinged on Right

18"	18 ⁷ / ₈ "	9"	42"	Not required	RLK18942R_	\$1695	\$1944	\$2209	\$3065	\$3151
18"	18 ⁷ / ₈ "	9"	47 ¹ / ₂ "	Not required	RLK18948R_	\$1779	\$2028	\$2293	\$3149	\$3235
18"	18 ⁷ / ₈ "	9"	52"	Not required	RLK18952R_	\$1863	\$2112	\$2377	\$3233	\$3319
18"	18 ⁷ / ₈ "	9"	65 ¹ / ₂ "	Not required	RLK18965R_	\$1945	\$2194	\$2459	\$3315	\$3401
23 ¹ / ₈ "	24"	9"	42"	Not required	RLK24942R_	\$1863	\$2112	\$2377	\$3233	\$3319
23 ¹ / ₈ "	24"	9"	47 ¹ / ₂ "	Not required	RLK24948R_	\$1945	\$2194	\$2459	\$3315	\$3401
23 ¹ / ₈ "	24"	9"	52"	Not required	RLK24952R_	\$2029	\$2278	\$2543	\$3399	\$3485
23 ¹ / ₈ "	24"	9"	65 ¹ / ₂ "	Not required	RLK24965R_	\$2153	\$2402	\$2667	\$3523	\$3609

► Specification Information, continued on next page

❏10/26 = Last order entry
October 18, 2026

► Specification Information, continued from previous page

Specification Information

Dimensions		W	H	Counter-weight Package	Style Number	U.S. Base Prices				
D						Flush Steel Front	Proud Steel Front	Proud Lam Front	Proud Comp Ven Front	Proud Wood Front
						Suffix F	Suffix P	Suffix L	Suffix W	Suffix W

9"W Personal Lockers with Door Hinged on Left

18"	18 ⁷ / ₈ "	9"	42"	Not required	RLK18942L __	\$1695	\$1944	\$2209	\$3065	\$3151
18"	18 ⁷ / ₈ "	9"	47 ¹ / ₂ "	Not required	RLK18948L __	\$1779	\$2028	\$2293	\$3149	\$3235
18"	18 ⁷ / ₈ "	9"	52"	Not required	RLK18952L __	\$1863	\$2112	\$2377	\$3233	\$3319
18"	18 ⁷ / ₈ "	9"	65 ¹ / ₂ "	Not required	RLK18965L __	\$1945	\$2194	\$2459	\$3315	\$3401
23 ¹ / ₈ "	24"	9"	42"	Not required	RLK24942L __	\$1863	\$2112	\$2377	\$3233	\$3319
23 ¹ / ₈ "	24"	9"	47 ¹ / ₂ "	Not required	RLK24948L __	\$1945	\$2194	\$2459	\$3315	\$3401
23 ¹ / ₈ "	24"	9"	52"	Not required	RLK24952L __	\$2029	\$2278	\$2543	\$3399	\$3485
23 ¹ / ₈ "	24"	9"	65 ¹ / ₂ "	Not required	RLK24965L __	\$2153	\$2402	\$2667	\$3523	\$3609

12"W Personal Lockers with Door Hinged on Right

18"	18 ⁷ / ₈ "	12"	42"	Not required	RLK181242R __	\$1945	\$2194	\$2459	\$3315	\$3401
18"	18 ⁷ / ₈ "	12"	47 ¹ / ₂ "	Not required	RLK181248R __	\$2029	\$2278	\$2543	\$3399	\$3485
18"	18 ⁷ / ₈ "	12"	52"	Not required	RLK181252R __	\$2112	\$2361	\$2626	\$3482	\$3568
18"	18 ⁷ / ₈ "	12"	65 ¹ / ₂ "	Not required	RLK181265R __	\$2195	\$2444	\$2709	\$3565	\$3651
23 ¹ / ₈ "	24"	12"	42"	Not required	RLK241242R __	\$2139	\$2388	\$2653	\$3509	\$3595
23 ¹ / ₈ "	24"	12"	47 ¹ / ₂ "	Not required	RLK241248R __	\$2228	\$2477	\$2742	\$3598	\$3684
23 ¹ / ₈ "	24"	12"	52"	Not required	RLK241252R __	\$2316	\$2565	\$2830	\$3686	\$3772
23 ¹ / ₈ "	24"	12"	65 ¹ / ₂ "	Not required	RLK241265R __	\$2404	\$2653	\$2918	\$3774	\$3860

12"W Personal Lockers with Door Hinged on Left

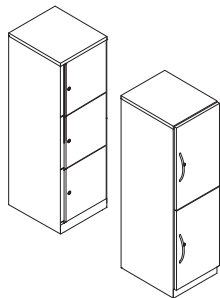
18"	18 ⁷ / ₈ "	12"	42"	Not required	RLK181242L __	\$1945	\$2194	\$2459	\$3315	\$3401
18"	18 ⁷ / ₈ "	12"	47 ¹ / ₂ "	Not required	RLK181248L __	\$2029	\$2278	\$2543	\$3399	\$3485
18"	18 ⁷ / ₈ "	12"	52"	Not required	RLK181252L __	\$2112	\$2361	\$2626	\$3482	\$3568
18"	18 ⁷ / ₈ "	12"	65 ¹ / ₂ "	Not required	RLK181265L __	\$2195	\$2444	\$2709	\$3565	\$3651
23 ¹ / ₈ "	24"	12"	42"	Not required	RLK241242L __	\$2139	\$2388	\$2653	\$3509	\$3595
23 ¹ / ₈ "	24"	12"	47 ¹ / ₂ "	Not required	RLK241248L __	\$2228	\$2477	\$2742	\$3598	\$3684
23 ¹ / ₈ "	24"	12"	52"	Not required	RLK241252L __	\$2316	\$2565	\$2830	\$3686	\$3772
23 ¹ / ₈ "	24"	12"	65 ¹ / ₂ "	Not required	RLK241265L __	\$2404	\$2653	\$2918	\$3774	\$3860



For Canadian Pricing
Multiply U.S. Price by the
Canadian price factor.
► See page 1 for details.

Universal Multi-Door Lockers

With Flush Steel, Proud Steel, Proud Laminate, or Proud Composite Veneer Fronts

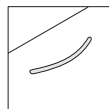


Tip: Lockers are shown in hinged right application.

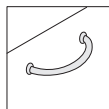
	Standard Includes	Required to Specify
► Need help? Product details, page 84	<ul style="list-style-type: none"> Locker: paint price group 1 1"H steel top: paint to match locker Full-height integral pull on units with flush steel fronts Pull on units with proud fronts: metal Hinged door fronts, on units with flush steel or proud steel front: paint to match locker Hinged door fronts, on units with proud laminate front: laminate price group 1 Hinged door fronts, on units with proud composite veneer or wood front: wood group 1 veneer Lock, keyed random: 9201 Polished Chrome One bottom fixed shelf in 2-door lockers and two fixed shelves in 3-door lockers: paint to match locker Four adjustable leveling glides Ganging hardware 	<ol style="list-style-type: none"> Style number with appropriate front style suffix in the space provided <ul style="list-style-type: none"> F Flush steel front P Proud steel front L Proud laminate front W Proud composite veneer or wood front Paint color number for locker Laminate color number for hinged door fronts, if proud laminate front and top selected Composite veneer or wood color number for hinged door fronts, if proud composite veneer or wood front selected Pull (see below under Required Selections) Metal color number for pull, if proud steel, proud laminate, or proud wood front selected Options, if selected (see below) <p>► See <i>Surface Materials</i>, page 440.</p>

Required Selections

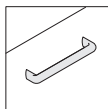
Pull



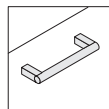
Contemporary



Handle



Jazz



Bar

	Options	U.S. Price	Required to Specify
Surface Materials	Door fronts for flush and proud steel		
	• Paint price group 1	No cost	Specify paint color number.
	• Paint price group 2	+\$114	Specify paint color number.
	• Paint price group 3	+\$197	Specify paint color number.
	Door fronts for proud laminate		
	• Laminate price group 1 on proud laminate door fronts	No cost	Specify laminate color number.
	• Laminate price group 2 on proud laminate door fronts	+\$ 35	Specify laminate color number.
	• Laminate price group 3 on proud laminate door fronts	+\$ 68	Specify laminate color number.
	• Open Line laminate on proud laminate door fronts	+\$105 plus cost of laminate	► See <i>Surface Materials Reference Manual</i> .
	Door fronts for proud composite veneer		
	• Composite veneer group 1 on proud wood door fronts	Prices at right	Specify composite veneer color number.
	• Composite veneer group 2 on proud wood door fronts	+\$ 41	Specify composite veneer color number.
	Door fronts for proud wood		
	• Wood group 1 on proud wood door fronts	Prices at right	Specify wood color number.
	• Wood group 2 on proud wood door fronts	+\$ 45	Specify wood color number.
	• Wood group 3 on proud wood door fronts	+\$162	Specify wood color number.
	• Customiz stain on proud wood door fronts	No cost	Specify with <i>Customiz stain</i> .
			► See <i>Surface Materials Reference Manual</i> .

Tip: Composite veneer, wood group 2 and wood group 3 upcharges are in addition to wood group 1 upcharge.



For Canadian Pricing
Multiply U.S. Price by the Canadian price factor.
► See page 1 for details.

► Options, continued on next page

► Options, continued from previous page

	Options	U.S. Price	Required to Specify
Tops	Laminate top		
	• Square edge laminate price group 1 top	+\$146	Specify <i>with laminate top</i> and indicate laminate color number for top and plastic color number for edges.
	• Square edge laminate price group 2 top	+\$163	Specify <i>with laminate top</i> and indicate laminate color number for top and plastic color number for edges.
	• Square edge laminate price group 3 top	+\$179	Specify <i>with laminate top</i> and indicate laminate color number for top and plastic color number for edges.
	• Open Line laminate on laminate top	+\$251 plus cost of laminate	► See <i>Surface Materials Reference Manual</i> .
	Composite veneer top		
	• Composite veneer group 1 veneer top	+\$437	Specify <i>with composite veneer top</i> and indicate composite veneer color number.
	• Composite veneer group 2 veneer top	+\$478	Specify <i>with composite veneer top</i> and indicate composite veneer color number.
	Wood veneer top		
	• Wood group 1 veneer top	+\$466	Specify <i>with wood veneer top</i> and indicate wood color number.
Pulls	• Wood group 2 veneer top	+\$511	Specify <i>with wood veneer top</i> and indicate wood color number.
	• Wood group 3 veneer top	+\$628	Specify <i>with wood veneer top</i> and indicate wood color number.
	• Customiz stain on wood veneer top	No cost	Specify <i>with Customiz stain</i> .
	For use with a common top		
	• No top	–\$ 66	Specify <i>with no top</i> .
Lock and Keying	Proud steel, laminate, or wood fronts		
	• Contemporary	No cost	Specify <i>with contemporary pull</i> .
	• Handle	No cost	Specify <i>with handle pull</i> .
	• Jazz	+\$ 29 per pull	Specify <i>with jazz pull</i> .
	• Bar	+\$ 44 per pull	Specify <i>with bar pull</i> .
Related Products	Lock		
	• Ember Chrome	No cost	Specify <i>with 9250 Ember Chrome lock</i> .
	Keying		
	• Factory- and field-installed keying		► Page 450
	• Storage accessories		► Page 324

Tip: Laminate and wood veneer tops are $\frac{3}{16}$ " taller than steel tops and will add $\frac{3}{16}$ " to overall case height.

Tip: All locker front types (flush, proud steel, laminate, and wood) default to a steel top. Specification of laminate, wood, or no top option is required.

Tip: Common top must be ordered separately when a "No top" option is specified.

► Specification Information, on next page



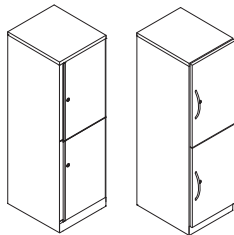
For Canadian Pricing
Multiply U.S. Price by the Canadian price factor.
► See page 1 for details.

Universal Multi-Door Lockers with Flush Steel, Proud Steel, Proud Laminate, or Proud Composite Veneer Fronts, continued

► Options, on previous page

Specification Information

• Dimensions			• Counter-weight Package	• Style Number	• U.S. Base Prices				
D	W	H			Flush Steel Front	Proud Steel Front	Proud Lam Front	Proud Comp Ven Front	Proud Wood Front
Flush Steel Front	Proud Steel/Lam/Comp Ven/Wood Front				Suffix F	Suffix P	Suffix L	Suffix W	Suffix W



Tip: Locker is shown in hinged right application.

Tip: Height dimension listed is for units with 1" top. Overall height will vary, add 3/16" to case height when laminate or wood top is specified.

Tip: Your specification is not complete until you add a suffix to the style number to define the front style (for example, RLK2418522CR_ becomes RLK2418522CRF for flush steel front).

15"W 2-Door Lockers with Door Hinged on Right

18"	18 ⁷ / ₈ "	15"	52"	Not required	RLK1815522CR_	\$2373	\$2508	\$2652	\$2805	\$2820
18"	18 ⁷ / ₈ "	15"	65 ¹ / ₂ "	Not required	RLK1815652CR_	\$2454	\$2589	\$2733	\$2886	\$2901
23 ¹ / ₈ "	24"	15"	52"	Not required	RLK2415522CR_	\$2454	\$2589	\$2733	\$2886	\$2901
23 ¹ / ₈ "	24"	15"	65 ¹ / ₂ "	Not required	RLK2415652CR_	\$2533	\$2668	\$2812	\$2965	\$2980

15"W 2-Door Lockers with Door Hinged on Left

18"	18 ⁷ / ₈ "	15"	52"	Not required	RLK1815522CL_	\$2373	\$2508	\$2652	\$2805	\$2820
18"	18 ⁷ / ₈ "	15"	65 ¹ / ₂ "	Not required	RLK1815652CL_	\$2454	\$2589	\$2733	\$2886	\$2901
23 ¹ / ₈ "	24"	15"	52"	Not required	RLK2415522CL_	\$2454	\$2589	\$2733	\$2886	\$2901
23 ¹ / ₈ "	24"	15"	65 ¹ / ₂ "	Not required	RLK2415652CL_	\$2533	\$2668	\$2812	\$2965	\$2980

18"W 2-Door Lockers with Door Hinged on Right

18"	18 ⁷ / ₈ "	18"	52"	Not required	RLK1818522CR_	\$2440	\$2575	\$2719	\$2872	\$2887
18"	18 ⁷ / ₈ "	18"	65 ¹ / ₂ "	Not required	RLK1818652CR_	\$2520	\$2655	\$2799	\$2952	\$2967
23 ¹ / ₈ "	24"	18"	52"	Not required	RLK2418522CR_	\$2520	\$2655	\$2799	\$2952	\$2967
23 ¹ / ₈ "	24"	18"	65 ¹ / ₂ "	Not required	RLK2418652CR_	\$2602	\$2737	\$2881	\$3034	\$3049

18"W 2-Door Lockers with Door Hinged on Left

18"	18 ⁷ / ₈ "	18"	52"	Not required	RLK1818522CL_	\$2440	\$2575	\$2719	\$2872	\$2887
18"	18 ⁷ / ₈ "	18"	65 ¹ / ₂ "	Not required	RLK1818652CL_	\$2520	\$2655	\$2799	\$2952	\$2967
23 ¹ / ₈ "	24"	18"	52"	Not required	RLK2418522CL_	\$2520	\$2655	\$2799	\$2952	\$2967
23 ¹ / ₈ "	24"	18"	65 ¹ / ₂ "	Not required	RLK2418652CL_	\$2602	\$2737	\$2881	\$3034	\$3049

► Specification Information, continued on next page



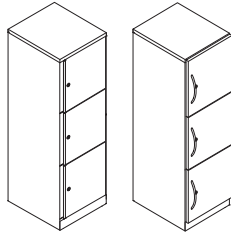
For Canadian Pricing

Multiply U.S. Price by the Canadian price factor.

► See page 1 for details.

► Specification Information, continued from previous page

Specification Information										
Dimensions				Counter-weight Package	Style Number	U.S. Base Prices				
D	W	H				Flush Steel Front	Proud Steel Front	Proud Lam Front	Proud Comp Ven Front	Proud Wood Front
	Flush Steel Front	Proud Steel/Lam/Comp Ven/Wood Front				Suffix F	Suffix P	Suffix L	Suffix W	Suffix W



Tip: Locker is shown in hinged right application.

15"W 3-Door Lockers with Door Hinged on Right

18"	18 ⁷ / ₈ "	15"	52"	Not required	RLK1815523CR __	\$2804	\$2958	\$3125	\$3298	\$3315
18"	18 ⁷ / ₈ "	15"	65 ¹ / ₂ "	Not required	RLK1815653CR __	\$2884	\$3043	\$3213	\$3395	\$3413
23 ¹ / ₈ "	24"	15"	52"	Not required	RLK2415523CR __	\$2884	\$3038	\$3205	\$3378	\$3395
23 ¹ / ₈ "	24"	15"	65 ¹ / ₂ "	Not required	RLK2415653CR __	\$2962	\$3121	\$3291	\$3473	\$3491

15"W 3-Door Lockers with Door Hinged on Left

18"	18 ⁷ / ₈ "	15"	52"	Not required	RLK1815523CL __	\$2804	\$2958	\$3125	\$3298	\$3315
18"	18 ⁷ / ₈ "	15"	65 ¹ / ₂ "	Not required	RLK1815653CL __	\$2884	\$3043	\$3213	\$3395	\$3413
23 ¹ / ₈ "	24"	15"	52"	Not required	RLK2415523CL __	\$2884	\$3038	\$3205	\$3378	\$3395
23 ¹ / ₈ "	24"	15"	65 ¹ / ₂ "	Not required	RLK2415653CL __	\$2962	\$3121	\$3291	\$3473	\$3491

18"W 3-Door Lockers with Door Hinged on Right

18"	18 ⁷ / ₈ "	18"	52"	Not required	RLK1818523CR __	\$2870	\$3024	\$3191	\$3364	\$3381
18"	18 ⁷ / ₈ "	18"	65 ¹ / ₂ "	Not required	RLK1818653CR __	\$2950	\$3109	\$3279	\$3461	\$3479
23 ¹ / ₈ "	24"	18"	52"	Not required	RLK2418523CR __	\$2950	\$3104	\$3271	\$3444	\$3461
23 ¹ / ₈ "	24"	18"	65 ¹ / ₂ "	Not required	RLK2418653CR __	\$3031	\$3190	\$3360	\$3542	\$3560

18"W 3-Door Lockers with Door Hinged on Left

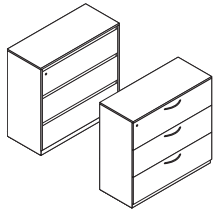
18"	18 ⁷ / ₈ "	18"	52"	Not required	RLK1818523CL __	\$2870	\$3024	\$3191	\$3364	\$3381
18"	18 ⁷ / ₈ "	18"	65 ¹ / ₂ "	Not required	RLK1818653CL __	\$2950	\$3109	\$3279	\$3461	\$3479
23 ¹ / ₈ "	24"	18"	52"	Not required	RLK2418523CL __	\$2950	\$3104	\$3271	\$3444	\$3461
23 ¹ / ₈ "	24"	18"	65 ¹ / ₂ "	Not required	RLK2418653CL __	\$3031	\$3190	\$3360	\$3542	\$3560



For Canadian Pricing
Multiply U.S. Price by the
Canadian price factor.
► See page 1 for details.

Universal Lateral Files

With Flush Steel, Proud Steel, Proud Laminate, or Proud Composite Veneer Fronts



► Need help?
Product details,
page 86

Standard Includes

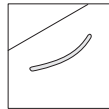
- Lateral file: paint price group 1
- 1"H top on units with flush steel or proud steel fronts: paint to match file
- 13/16"H top and drawer fronts on units with proud laminate fronts: laminate price group 1
- 13/16"H top and drawer fronts on units with proud composite veneer fronts: composite veneer price group 1
- Integral pulls on units with flush steel front
- Pulls: metal
- Lift-up door with fixed shelf on 65 1/2"H units with flush steel or proud steel front: paint price group 1
- Lift-up door with fixed shelf on 65 1/2"H units with proud laminate fronts: laminate price group 1
- Lift-up door with fixed shelf on 65 1/2"H units with proud composite veneer fronts: composite veneer price group 1
- Central lock, keyed random: 9201 Polished Chrome
- One label holder per drawer: clear plastic
- Drawer body: black only
- Drawer suspensions: black only
- One hanging folder bar per drawer on 18"D units
- Two rails per drawer on 24"D units
- One hanging folder bar and three dividers on roll-out shelf, if selected
- Four adjustable leveling glides
- Ganging hardware
- Counterweight package, if selected

Required to Specify

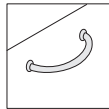
- 1 Style file number with appropriate front style suffix in the space provided
F Flush steel front
P Proud steel front
L Proud laminate front
W Proud composite veneer or wood front
- 2 Paint color number for file
- 3 Laminate color number for top and drawer fronts, if proud laminate front selected
- 4 Composite veneer or wood color number for top and drawer fronts, if proud composite veneer or wood front selected
- 5 Pull (see below under required selections)
- 6 Metal color number for pulls, if proud steel, proud laminate, or proud wood front selected
- 7 Options, if selected (see below)
► See *Surface Materials*, page 440.

Required Selections

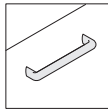
Pulls



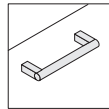
Contemporary



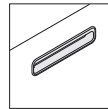
Handle



Jazz



Bar



c:scape

For composite veneer, wood and laminate group 2 and 3 pricing, please refer to the electronic catalog or SmartTools.

Options	U.S. Price	Required to Specify
Surface Materials		
• Paint price group 1	No cost	Specify paint color number.
• Paint price group 2	+\$114	Specify paint color number.
• Paint price group 3	+\$197	Specify paint color number.
• Laminate price group 1 on proud laminate fronts	Prices at right	Specify laminate color number.
• Laminate price group 2 on proud laminate fronts	See information at left	Specify laminate color number.
• Laminate price group 3 on proud laminate fronts	See information at left	Specify laminate color number.
• Open Line laminate on proud laminate fronts	+\$105 plus cost of laminate	► See <i>Surface Materials Reference Manual</i> .
• Composite veneer group 1 on proud wood fronts	Prices at right	Specify <i>with composite veneer top</i> and indicate composite veneer color number.
• Composite veneer group 2 on proud wood fronts	See information at left	Specify <i>with composite veneer top</i> and indicate composite veneer color number.
• Wood group 1 on proud wood fronts	Prices at right	Specify wood color number.
• Wood group 2 on proud wood fronts	See information at left	Specify wood color number.
• Wood group 3 on proud wood fronts	See information at left	Specify wood color number.
• Customiz stain on proud wood fronts	No cost	Specify <i>with Customiz stain</i> . ► See <i>Surface Materials Reference Manual</i> .

► Options, continued on next page



For Canadian Pricing
Multiply U.S. Price by the Canadian price factor.
► See page 1 for details.

► Options, continued from previous page

	Options	U.S. Price	Required to Specify
Tops for Flush Steel Front and Proud Steel Front	No top on 40"H or 52"H		
	• For use under a worksurface or beneath a common top	–\$151	Specify <i>with no top</i> .
	Tops for laminate top		
	• Square edge laminate price group 1 top	+\$211	Specify <i>with laminate top</i> and indicate laminate color number for top and plastic color number for edges.
	• Square edge laminate price group 2 top	See information at left	Specify <i>with laminate top</i> and indicate laminate color number for top and plastic color number for edges.
	• Square edge laminate price group 3 top	See information at left	Specify <i>with laminate top</i> and indicate laminate color number for top and plastic color number for edges.
	• Open Line laminate on laminate top	+\$105 plus cost of laminate	► See <i>Surface Materials Reference Manual</i> .
	Composite veneer top		
	• Composite veneer group 1 veneer top	+\$636	Specify <i>with composite veneer top</i> and indicate composite veneer color number.
	• Composite veneer group 2 veneer top	See information at left	Specify <i>with composite veneer top</i> and indicate composite veneer color number.
Tops for Proud Laminate Front	Wood veneer top		
	• Wood group 1 veneer top	+\$672	Specify <i>with wood veneer top</i> and indicate wood color number.
	• Wood group 2 veneer top	See information at left	Specify <i>with wood veneer top</i> and indicate wood color number.
	• Wood group 3 veneer top	See information at left	Specify <i>with wood veneer top</i> and indicate wood color number.
	• Customiz stain on wood veneer top	No cost	Specify <i>with Customiz stain</i> . ► See <i>Surface Materials Reference Manual</i> .
	No top		
	• For use with a cushion top	–\$432	Specify <i>with no top</i> .
	Laminate top		
	• Laminate price group 1 on laminate top	No cost	Specify laminate color number.
	• Laminate price group 2 on laminate top	See information at left	Specify laminate color number.
Tops for Proud Wood Front	• Laminate price group 3 on laminate top	See information at left	Specify laminate color number.
	• Open line laminate on laminate top	+\$105 plus cost of laminate	► See <i>Surface Materials Reference Manual</i> .
	Composite veneer top		
	• Composite veneer group 1 veneer top	+\$367	Specify <i>with composite veneer top</i> and indicate composite veneer color number.
	• Composite veneer group 2 veneer top	See information at left	Specify <i>with composite veneer top</i> and indicate composite veneer color number.
	Wood veneer top		
	• Wood group 1 veneer top	+\$403	Specify wood color number.
	• Wood group 2 veneer top	See information at left	Specify wood color number.
	• Wood group 3 veneer top	See information at left	Specify wood color number.
	• Customiz stain	No cost	Specify <i>with Customiz stain</i> . ► See <i>Surface Materials Reference Manual</i> .
Tops for Proud Wood Front	No top on 40"H or 52"H		
	• For use under a worksurface or beneath a common top	–\$787	Specify <i>with no top</i> .

Tip: Laminate and wood veneer tops are $\frac{3}{16}$ " taller than other tops and will add $\frac{3}{16}$ " to overall case height.

For composite veneer, wood and laminate group 2 and 3 pricing, please refer to the electronic catalog or SmartTools.

Tip: Full-fill finish (option) is available on field-installed tops only.

► Page 314

Tip: Laminate and wood veneer tops are $\frac{3}{16}$ " taller than other tops and will add $\frac{3}{16}$ " to overall case height.



For Canadian Pricing
Multiply U.S. Price by the Canadian price factor.
► See page 1 for details.

► Options, continued on next page

Universal Lateral Files, with Flush Steel, Proud Steel, Proud Laminate, or Proud Composite Veneer Fronts, continued

► Options, continued from previous page

	Options	U.S. Price	Required to Specify
Tops for Proud Wood Front, continued	Laminate top		
	• Square edge laminate price group 1 top	–\$425	Specify <i>with laminate top</i> and indicate laminate color number for top and plastic color number for edges.
	• Square edge laminate price group 2 top	See information at left	Specify <i>with laminate top</i> and indicate laminate color number for top and plastic color number for edges.
	• Square edge laminate price group 3 top	See information at left	Specify <i>with laminate top</i> and indicate laminate color number for top and plastic color number for edges.
	• Open Line laminate on laminate top	+\$105 plus cost of laminate	► See <i>Surface Materials Reference Manual</i> .
	Composite veneer top		
	• Composite veneer group 1	See information at left	Specify <i>with composite veneer top</i> and indicate composite veneer color number.
	• Composite veneer group 2	See information at left	Specify <i>with composite veneer top</i> and indicate composite veneer color number.
	Wood veneer top		
	• Wood group 2	See information at left	Specify wood color number.
	• Wood group 3	See information at left	Specify wood color number.
Drawer Interiors	• HF bar for use on 24"D units only	+\$ 23	Specify <i>with HF bar</i> .
	• Divider package	+\$ 41	Specify <i>with divider package</i> .
	• Rails for use on 18"D units only	+\$ 52	Specify <i>with rails</i> .
Lift-Up Door With Roll-Out Shelf	65½"H flush steel front files only		
	• On 18"D files	+\$ 67	Specify <i>with roll-out shelf</i> .
	• On 24"D files	+\$ 97	Specify <i>with roll-out shelf</i> .
Pulls	Proud steel, laminate, or wood fronts		
	• Contemporary	No cost	Specify <i>with contemporary pull</i> .
	• Handle	No cost	Specify <i>with handle pull</i> .
	• Jazz	+\$ 29 per pull	Specify <i>with jazz pull</i> .
	• Bar	+\$ 44 per pull	Specify <i>with bar pull</i> .
	Proud steel fronts only		
	• c:scape 10/26	+\$ 49 per pull	Specify <i>with c:scape pull</i> .
	Counterweights		
	• Package 1	+\$185	Specify <i>with counterweight</i> .
	• Package 2	+\$185	Specify <i>with counterweight</i> .
	• Package 3	+\$185	Specify <i>with counterweight</i> .
	• Package 4	+\$242	Specify <i>with counterweight</i> .
Lock and Keying	Lock		
	• Ember Chrome	No cost	Specify <i>with 9250 Ember Chrome lock</i> .
	Individual locking drawers on 18"D file		
	• With three drawers	+\$402	Specify <i>with individual lock</i> .
	• With four drawers	+\$603	Specify <i>with individual lock</i> .
	Individual locking drawers on 24"D file		
	• With three drawers	+\$452	Specify <i>with individual lock</i> .
	• With four drawers	+\$678	Specify <i>with individual lock</i> .
	Keying		
	• Factory- and field-installed keying		► Page 450
Related Products	• Field-installed tops		► Page 314
	• Storage accessories		► Page 324
	• Bookends		► Page 327
	• Counterweight packages		► Page 329

For composite veneer, wood and laminate group 2 and 3 pricing, please refer to the electronic catalog or SmartTools.

Tip: The c:scape pull option will be culled October 18, 2026.

Tip: Counterweight packages are required to ensure product stability and are ordered as an option or separately. Product specification pages indicate the correct counterweight package for each style number and any exceptions where counterweights are not required.

► See *Counterweight Requirements for Storage Products*, pages 7–13.

Tip: 65½"H files with individual lock option do not have a lock in the lift-up door. Lift-up door is locked by the drawer below.

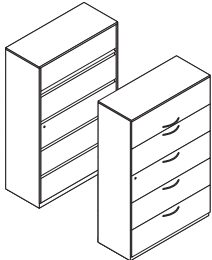
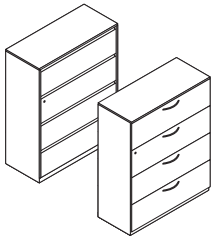
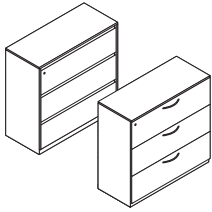


For Canadian Pricing
Multiply U.S. Price by the Canadian price factor.
► See page 1 for details.

10/26 = Last order entry
October 18, 2026

Tip: Height dimension listed is for units with 1" top. Overall height will vary if another top is selected.

Tip: Your specification is not complete until you add a suffix to the style number to define the front style (for example, **RLF18363** becomes **RLF18363F** for flush steel front).



Specification Information

Dimensions		W	H	Counter-weight Package	Style Number	U.S. Base Prices				
D	Front					Flush Steel Front	Proud Steel Front	Proud Lam Front	Proud Comp Ven Front	Proud Wood Front
						Suffix F	Suffix P	Suffix L	Suffix W	Suffix W

Three 12"H Drawers

18"	18 ⁷ / ₈ "	30"	40"	Package 3	RLF18303 __	\$1879	\$2105	\$2878	\$3699	\$3781
18"	18 ⁷ / ₈ "	36"	40"	Package 3	RLF18363 __	\$2185	\$2453	\$3175	\$3996	\$4078
18"	18 ⁷ / ₈ "	42"	40"	Package 3	RLF18423 __	\$2476	\$2775	\$3374	\$4195	\$4277
23 ¹ / ₈ "	24"	30"	40"	Package 2	RLF24303 __	\$2406	\$2701	\$3415	\$4236	\$4318
23 ¹ / ₈ "	24"	36"	40"	Package 2	RLF24363 __	\$2749	\$3083	\$3782	\$4603	\$4685

Four 12"H Drawers

18"	18 ⁷ / ₈ "	30"	52"	Package 3	RLF18304 __	\$2458	\$2757	\$3749	\$4570	\$4652
18"	18 ⁷ / ₈ "	36"	52"	Package 4	RLF18364 __	\$2861	\$3204	\$4145	\$4966	\$5048
18"	18 ⁷ / ₈ "	42"	52"	Package 4	RLF18424 __	\$3234	\$3628	\$4532	\$5353	\$5435
23 ¹ / ₈ "	24"	30"	52"	Package 2	RLF24304 __	\$3087	\$3461	\$4470	\$5291	\$5373
23 ¹ / ₈ "	24"	36"	52"	Package 3	RLF24364 __	\$3592	\$4032	\$4957	\$5778	\$5860

Four 12"H Drawers and One 13¹/₂"H Lift-Up Door with Fixed Shelf

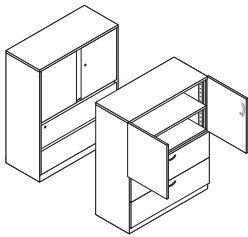
18"	18 ⁷ / ₈ "	30"	65 ¹ / ₂ "	Package 2	RLF18305 __	\$2950	\$3306	\$4360	\$5181	\$5263
18"	18 ⁷ / ₈ "	36"	65 ¹ / ₂ "	Package 2	RLF18365 __	\$3427	\$3846	\$4841	\$5662	\$5744
18"	18 ⁷ / ₈ "	42"	65 ¹ / ₂ "	Package 3	RLF18425 __	\$3875	\$4345	\$5313	\$6134	\$6216
23 ¹ / ₈ "	24"	30"	65 ¹ / ₂ "	Package 1	RLF24305 __	\$3706	\$4157	\$5232	\$6053	\$6135
23 ¹ / ₈ "	24"	36"	65 ¹ / ₂ "	Package 1	RLF24365 __	\$4305	\$4828	\$5827	\$6648	\$6730



For Canadian Pricing
Multiply U.S. Price by the
Canadian price factor.
► See page 1 for details.

Universal Combination Cabinets

With Flush Steel, Proud Steel, Proud Laminate, or Proud Composite Veneer Fronts



► Need help?
Product details,
page 90

Standard Includes

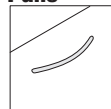
- Combination cabinet: paint price group 1
- 1"H top on units with flush steel or proud steel front: paint to match cabinet
- 1³/₁₆"H top on units with proud laminate front: laminate price group 1 or wood group 1 veneer
- 1³/₁₆"H top and drawer fronts on units with proud composite veneer front: composite veneer price group 1
- Drawer fronts on units with proud laminate fronts: laminate price group 1
- Integral pulls on units with flush steel front
- Pulls: metal
- Hinged doors on units with flush steel or proud steel front, if selected: paint price group 1
- Hinged doors on units with proud laminate fronts: laminate price group 1
- Hinged doors on units with proud composite veneer fronts, if selected: composite veneer price group 1
- Individual lock on door, keyed random: 9201 Polished Chrome
- Central lock on drawers, keyed random: 9201 Polished Chrome
- One label holder per drawer: clear plastic
- Adjustable shelves: paint to match cabinet
- Brackets for adjustable shelves: black
- Drawer body: black only
- Drawer suspensions: black only
- One hanging folder bar per drawer on 18"D units
- Two rails per drawer on 24"D units
- Four adjustable leveling glides
- Ganging hardware
- Counterweight package, if selected

Required to Specify

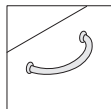
- 1 Style number with appropriate front style suffix in the space provided
F Flush steel front
P Proud steel front
L Proud laminate front
W Proud composite veneer or wood front
- 2 Paint color number for cabinet
- 3 Laminate color number for drawer fronts and hinged door fronts, if proud laminate front selected
- 4 Composite veneer or wood color number for drawer fronts, hinged door fronts, and top, if proud composite veneer or wood front selected
- 5 Pull (see below under required selections)
- 6 Metal color number for pulls, if proud steel, proud laminate, or proud wood front selected
- 7 Options, if selected (see below)
► See *Surface Materials*, page 440.

Required Selections

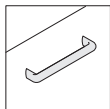
Pulls



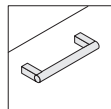
Contemporary



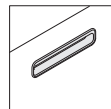
Handle



Jazz



Bar



c:scape

For composite veneer, wood group 2, wood group 3, and laminate price group 2 pricing, please refer to the electronic catalog or SmartTools.



For Canadian Pricing
Multiply U.S. Price by the Canadian price factor.
► See page 1 for details.

	Options	U.S. Price	Required to Specify
Surface Materials	52"H or 65¹/₂"H cabinets		
	• Paint price group 1	No cost	Specify paint color number.
	• Paint price group 2	+\$114	Specify paint color number.
	• Paint price group 3	+\$197	Specify paint color number.
	• Laminate price group 1 on proud laminate fronts	Prices at right	Specify laminate color number.
	• Laminate price group 2 on proud laminate fronts	See information at left	Specify laminate color number.
	• Open Line laminate on laminate fronts	+\$105 plus cost of laminate	► See <i>Surface Materials Reference Manual</i> .
	• Composite veneer group 1 on proud wood fronts	Prices at right	Specify composite veneer color number.
	• Composite veneer group 2 on proud wood fronts	See information at left	Specify composite veneer color number.
	• Wood group 1 on proud wood fronts	Prices at right	Specify wood color number.
	• Wood group 2 on proud wood fronts	See information at left	Specify wood color number.
	• Wood group 3 on proud wood fronts	See information at left	Specify wood color number.
	• Customiz stain on proud wood fronts	No cost	Specify with <i>Customiz stain</i> . ► See <i>Surface Materials Reference Manual</i> .

► Options, continued on next page

► Options, continued from previous page

	Options	U.S. Price	Required to Specify
Surface Materials, continued	83½"H cabinets		
	• Paint price group 1	No cost	Specify paint color number.
	• Paint price group 2	+\$170	Specify paint color number.
	• Paint price group 3	+\$289	Specify paint color number.
	• Laminate price group 1 on proud laminate fronts	Prices at right	Specify laminate color number.
	• Laminate price group 2 on proud laminate fronts	Prices at right	Specify laminate color number.
	• Laminate price group 3 on proud laminate fronts	Prices at right	Specify laminate color number.
	• Open Line laminate on laminate fronts	+\$105 plus cost of laminate	► See <i>Surface Materials Reference Manual</i> .
	• Composite veneer group 1 veneer top	Prices at right	Specify composite veneer color number.
	• Composite veneer group 2 veneer top	See information at left	Specify composite veneer color number.
Tops for Flush Steel Front and Proud Steel Front	• Wood group 2 on proud wood fronts	See information at left	Specify wood color number.
	• Wood group 3 on proud wood fronts	See information at left	Specify wood color number.
	• Customiz stain on proud wood fronts	No cost	Specify with <i>Customiz stain</i> . ► See <i>Surface Materials Reference Manual</i> .
	No top on 52"H		
	• For use under a worksurface or beneath a common top	–\$151	Specify with <i>no top</i> .
	Laminate top		
	• Square edge laminate price group 1 top	+\$211	Specify with <i>laminate top</i> and indicate laminate color number for top and plastic color number for edges.
	• Square edge laminate price group 2 top	See information at left	Specify with <i>laminate top</i> and indicate laminate color number for top and plastic color number for edges.
	• Square edge laminate price group 3 top	See information at left	Specify with <i>laminate top</i> and indicate laminate color number for top and plastic color number for edges.
	• Open Line laminate on laminate top	+\$105 plus cost of laminate	► See <i>Surface Materials Reference Manual</i> .
Tops for Proud Wood Front	Composite veneer top		
	• Composite veneer group 1 veneer top	+\$636	Specify with <i>composite veneer top</i> and indicate composite veneer color number.
	• Composite veneer group 2 veneer top	See information at left	Specify with <i>composite veneer top</i> and indicate composite veneer color number.
	Wood veneer top		
	• Wood group 1 veneer top	+\$672	Specify with <i>wood veneer top</i> and indicate wood color number.
	• Wood group 2 veneer top	See information at left	Specify with <i>wood veneer top</i> and indicate wood color number.
	• Wood group 3 veneer top	See information at left	Specify with <i>wood veneer top</i> and indicate wood color number.
	• Customiz stain on wood veneer top	No cost	Specify with <i>Customiz stain</i> . ► See <i>Surface Materials Reference Manual</i> .
	No top on 52"H		
	• For use under a worksurface or beneath a common top	–\$787	Specify with <i>no top</i> .
For Canadian Pricing	Laminate top		
	• Square edge laminate price group 1 top	–\$425	Specify with <i>laminate top</i> and indicate laminate color number for top and plastic color number for edges.
► Options, continued on next page	• Square edge laminate price group 2 top	See information at left	Specify with <i>laminate top</i> and indicate laminate color number for top and plastic color number for edges.

Tip: Laminate and wood veneer tops are 3/16" taller than other tops and will add 3/16" to overall case height.

For composite veneer, wood group 2, wood group 3, laminate price group 2, and laminate price group 3 pricing, please refer to the electronic catalog or SmartTools.



For Canadian Pricing
Multiply U.S. Price by the Canadian price factor.
► See page 1 for details.

Universal Combination Cabinets, with Flush Steel, Proud Steel, Proud Laminate, or Proud Composite Veneer Fronts, continued

► Options, continued from previous page

Tip: Laminate front cabinets do not default to a laminate top.

For composite veneer, wood group 2, wood group 3, laminate price group 2, and laminate price group 3 pricing, please refer to the electronic catalog or SmartTools.

	Options	U.S. Price	Required to Specify
Tops for Proud Wood Front, continued	Laminate top, continued		
	<ul style="list-style-type: none"> Square edge laminate price group 3 top Open Line laminate on laminate top 	<p>See information at left</p> <p>+\$105 plus cost of laminate</p>	<p>Specify <i>with laminate top</i> and indicate laminate color number for top and plastic color number for edges.</p> <p>► See <i>Surface Materials Reference Manual</i>.</p>
Tops for Proud Laminate Front	<ul style="list-style-type: none"> Square edge laminate price group 1 top Square edge laminate price group 2 top Square edge laminate price group 3 top Open Line laminate on laminate top 	<p>-\$425</p> <p>See information at left</p> <p>See information at left</p> <p>+\$105 plus cost of laminate</p>	<p>Specify <i>with laminate top</i> and indicate laminate color number for top and plastic color number for edges.</p> <p>Specify <i>with laminate top</i> and indicate laminate color number for top and plastic color number for edges.</p> <p>Specify <i>with laminate top</i> and indicate laminate color number for top and plastic color number for edges.</p> <p>► See <i>Surface Materials Reference Manual</i>.</p>
	No top on 52"H		
	<ul style="list-style-type: none"> For use under a worksurface or beneath a common top Square edge laminate price group 1 top Square edge laminate price group 2 top Square edge laminate price group 3 top Open Line laminate on laminate top 	<p>No cost</p> <p>+\$425</p> <p>See information at left</p> <p>See information at left</p> <p>+\$105 plus cost of laminate</p>	<p>Specify <i>with no top</i>.</p> <p>Specify <i>with laminate top</i> and indicate laminate color number for top and plastic color number for edges.</p> <p>Specify <i>with laminate top</i> and indicate laminate color number for top and plastic color number for edges.</p> <p>Specify <i>with laminate top</i> and indicate laminate color number for top and plastic color number for edges.</p> <p>► See <i>Surface Materials Reference Manual</i>.</p>
	Composite veneer top		
	<ul style="list-style-type: none"> Composite veneer group 1 veneer top Composite veneer group 2 veneer top 	<p>+\$787</p> <p>See information at left</p>	<p>Specify <i>with composite veneer top</i> and indicate composite veneer color number.</p> <p>Specify <i>with composite veneer top</i> and indicate composite veneer color number.</p>
	Wood veneer top		
	<ul style="list-style-type: none"> Wood group 1 veneer top Wood group 2 veneer top Wood group 3 veneer top Customiz stain on wood veneer top 	<p>+\$832</p> <p>See information at left</p> <p>See information at left</p> <p>No cost</p>	<p>Specify <i>with wood veneer top</i> and indicate wood color number.</p> <p>Specify <i>with wood veneer top</i> and indicate wood color number.</p> <p>Specify <i>with wood veneer top</i> and indicate wood color number.</p> <p>Specify <i>with Customiz stain</i>.</p> <p>► See <i>Surface Materials Reference Manual</i>.</p>
	Glass Doors		
	<ul style="list-style-type: none"> Frosted glass hinged doors 	<p>+\$452</p>	<p>Specify <i>with frosted glass hinged doors</i>.</p>
	Drawer Interiors		
	<ul style="list-style-type: none"> HF bar for use on 24"D units only Divider package Rails for use on 18"D units only 	<p>+\$ 23</p> <p>+\$ 41</p> <p>+\$ 52</p>	<p>Specify <i>with HF bar</i>.</p> <p>Specify <i>with divider package</i>.</p> <p>Specify <i>with rails</i>.</p>
	Pulls		
	Proud steel, laminate, or wood fronts		
	<ul style="list-style-type: none"> Contemporary Handle Jazz Bar 	<p>No cost</p> <p>No cost</p> <p>+\$ 29 per pull</p> <p>+\$ 44 per pull</p>	<p>Specify <i>with contemporary pull</i>.</p> <p>Specify <i>with handle pull</i>.</p> <p>Specify <i>with jazz pull</i>.</p> <p>Specify <i>with bar pull</i>.</p>
	Proud steel fronts only		
	<ul style="list-style-type: none"> c:scape ❏10/26 	<p>+\$ 49 per pull</p>	<p>Specify <i>with c:scape pull</i>.</p>

Tip: Glass doors ship separately and must be installed on site.

Tip: Glass door pulls are not the same design as drawer pulls. On flush-front cabinets, glass door pull color must be specified. On proud-front cabinets, glass door pull color will default to color selected for drawer pulls.

Tip: The c:scape pull option will be culled October 18, 2026.

► Options, continued on next page

❏10/26 = Last order entry
October 18, 2026

► Options, continued from previous page

Tip: Counterweight packages are required to ensure product stability and are ordered as an option or separately. Product specification pages indicate the correct counterweight package for each style number and any exceptions where counterweights are not required.
► See Counterweight Requirements for Storage Products, pages 7–13.

Options	U.S. Price	Required to Specify
Counterweights	<ul style="list-style-type: none"> Package 1 +\$185 Package 2 +\$185 Package 3 +\$185 Package 4 +\$242 Package 5 +\$340 	Specify with counterweight. Specify with counterweight. Specify with counterweight. Specify with counterweight. Specify with counterweight.
Lock and Keying	<p>Lock</p> <ul style="list-style-type: none"> Ember Chrome No cost <p>Individual locking drawers on 18"D file</p> <ul style="list-style-type: none"> With two drawers +\$201 With three drawers +\$402 With four drawers +\$603 <p>Individual locking drawers on 24"D file</p> <ul style="list-style-type: none"> With two drawers +\$226 With three drawers +\$452 With four drawers +\$678 <p>Keying</p> <ul style="list-style-type: none"> Factory- and field-installed keying 	Specify with 9250 Ember Chrome lock. Specify with individual lock. Specify with individual lock. Specify with individual lock. Specify with individual lock. Specify with individual lock. Specify with individual lock. ► Page 450
Related Products	<ul style="list-style-type: none"> Field-installed tops Adjustable steel standard shelves Storage accessories Bookends Counterweight packages 	<ul style="list-style-type: none"> ► Page 314 ► Page 323 ► Page 324 ► Page 327 ► Page 329

Specification Information

Tip: Height dimension listed is for units with 1" top. Overall height will vary if another top is selected.

Tip: Your specification is not complete until you add a suffix to the style number to define the front style (for example, **RCC18304A** becomes **RCC18304AF** for flush steel front).

Dimensions	Counterweight Package	Style Number	U.S. Base Prices
D			
W H			
Flush Steel Front	Proud Steel/Lam/Comp Ven/Wood Front		Flush Steel Front Proud Steel Front Proud Lam Front Proud Comp Ven Front Proud Wood Front
			Suffix F Suffix P Suffix L Suffix W Suffix W

52"H Single-Case Combination Cabinet

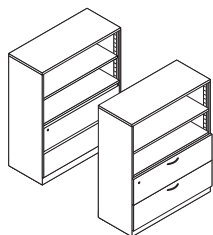
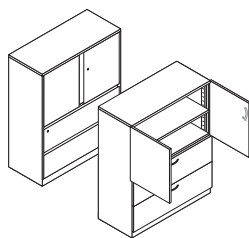
24"H Hinged Doors with One Adjustable Shelf, One Fixed Shelf, and Two 12"H Drawers

18"	18 ⁷ / ₈ "	30" 52"	Package 3	RCC18304A __	\$2969	\$3403	\$3775	\$5079	\$5209
18"	18 ⁷ / ₈ "	36" 52"	Package 4	RCC18364A __	\$3278	\$3712	\$4084	\$5388	\$5518
18"	18 ⁷ / ₈ "	42" 52"	Package 5	RCC18424A __	\$3549	\$3983	\$4355	\$5659	\$5789
23 ¹ / ₈ "	24"	30" 52"	Package 3	RCC24304A __	\$3281	\$3715	\$4087	\$5391	\$5521
23 ¹ / ₈ "	24"	36" 52"	Package 3	RCC24364A __	\$3622	\$4056	\$4428	\$5732	\$5862

Open Cabinet with One Adjustable Shelf, One Fixed Shelf, and Two 12"H Drawers

18"	18 ⁷ / ₈ "	30" 52"	Package 3	RCC18304D __	\$2478	\$2816	N.A.	N.A.	N.A.
18"	18 ⁷ / ₈ "	36" 52"	Package 4	RCC18364D __	\$2785	\$3123	N.A.	N.A.	N.A.
18"	18 ⁷ / ₈ "	42" 52"	Package 5	RCC18424D __	\$3055	\$3393	N.A.	N.A.	N.A.
23 ¹ / ₈ "	24"	30" 52"	Package 3	RCC24304D __	\$2787	\$3125	N.A.	N.A.	N.A.
23 ¹ / ₈ "	24"	36" 52"	Package 3	RCC24364D __	\$3123	\$3461	N.A.	N.A.	N.A.

► Specification Information, continued on next page



Universal Combination Cabinets, with Flush Steel, Proud Steel, Proud Laminate, or Proud Composite Veneer Fronts, continued

► Specification Information, continued from previous page

Tip: Height dimension listed is for units with 1" top. Overall height will vary if another top is selected.

Tip: Your specification is not complete until you add a suffix to the style number to define the front style (for example, **RCC18305E** becomes **RCC18305EF** for flush steel front).

Specification Information

Dimensions		W	H	Counter-weight Package	Style Number	U.S. Base Prices				
D						Flush Steel Front	Proud Steel Front	Proud Lam Front	Proud Comp Ven Front	Proud Wood Front
	Flush Steel Front									
	Proud Steel/Lam/Comp Ven/Wood Front									
						Suffix F	Suffix P	Suffix L	Suffix W	Suffix W

65½"H Single-Case Combination Cabinet

25½"H Hinged Doors with One Adjustable Shelf, One Fixed Shelf, and Three 12"H Drawers

18"	187/8"	30"	65½"	Package 3	RCC18305E	\$3517	\$3951	\$4323	\$5627	\$5757
18"	187/8"	36"	65½"	Package 3	RCC18365E	\$3878	\$4312	\$4684	\$5988	\$6118
18"	187/8"	42"	65½"	Package 4	RCC18425E	\$4200	\$4634	\$5006	\$6310	\$6440
23½"	24"	30"	65½"	Package 2	RCC24305E	\$3884	\$4318	\$4690	\$5994	\$6124
23½"	24"	36"	65½"	Package 2	RCC24365E	\$4277	\$4711	\$5083	\$6387	\$6517

Open Cabinet with One Adjustable Shelf, One Fixed Shelf, and Three 12"H Drawers

18"	187/8"	30"	65½"	Package 3	RCC18305H	\$3021	\$3359	N.A.	N.A.	N.A.
18"	187/8"	36"	65½"	Package 3	RCC18365H	\$3387	\$3725	N.A.	N.A.	N.A.
18"	187/8"	42"	65½"	Package 4	RCC18425H	\$3709	\$4047	N.A.	N.A.	N.A.
23½"	24"	30"	65½"	Package 2	RCC24305H	\$3389	\$3727	N.A.	N.A.	N.A.
23½"	24"	36"	65½"	Package 2	RCC24365H	\$3789	\$4127	N.A.	N.A.	N.A.

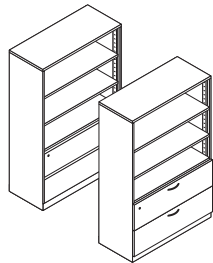
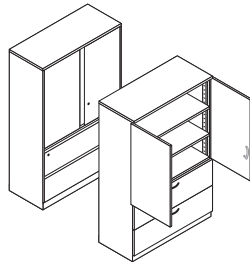
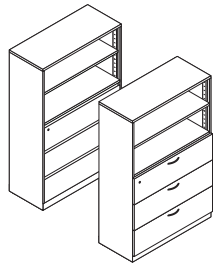
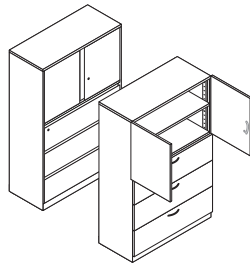
37½"H Hinged Doors with Two Adjustable Shelves, One Fixed Shelf, and Two 12"H Drawers

18"	187/8"	30"	65½"	Package 2	RCC18305J	\$3340	\$3774	\$4146	\$5450	\$5580
18"	187/8"	36"	65½"	Package 3	RCC18365J	\$3679	\$4113	\$4485	\$5789	\$5919
18"	187/8"	42"	65½"	Package 4	RCC18425J	\$3976	\$4410	\$4782	\$6086	\$6216
23½"	24"	30"	65½"	Package 2	RCC24305J	\$3684	\$4118	\$4490	\$5794	\$5924
23½"	24"	36"	65½"	Package 2	RCC24365J	\$4054	\$4488	\$4860	\$6164	\$6294

Open Cabinet with Two Adjustable Shelves, One Fixed Shelf, and Two 12"H Drawers

18"	187/8"	30"	65½"	Package 2	RCC18305M	\$2790	\$3128	N.A.	N.A.	N.A.
18"	187/8"	36"	65½"	Package 3	RCC18365M	\$3132	\$3470	N.A.	N.A.	N.A.
18"	187/8"	42"	65½"	Package 4	RCC18425M	\$3438	\$3776	N.A.	N.A.	N.A.
23½"	24"	30"	65½"	Package 2	RCC24305M	\$3133	\$3471	N.A.	N.A.	N.A.
23½"	24"	36"	65½"	Package 2	RCC24365M	\$3514	\$3852	N.A.	N.A.	N.A.

► Specification Information, continued on next page



 **For Canadian Pricing**
Multiply U.S. Price by the
Canadian price factor.
► See page 1 for details.

► Specification Information, continued from previous page

Tip: Height dimension listed is for units with 1" top. Overall height will vary if another top is selected.

Tip: Your specification is not complete until you add a suffix to the style number to define the front style (for example, RLF18362__ becomes RLF18362F for flush steel front).

Specification Information

Dimensions		W	H	Counter-weight Package	Style Number	U.S. Base Prices				
D	Flush Steel Front	Proud Steel/Lam/Comp Ven/Wood Front				Flush Steel Front	Proud Steel Front	Proud Lam Front	Proud Comp Ven Front	Proud Wood Front
						Suffix F	Suffix P	Suffix L	Suffix W	Suffix W

83½"H Single-Case Combination Cabinet

31½"H Hinged Doors with Two Adjustable Shelves, One Fixed Shelf, and Four 12"H Drawers

18"	18⅞"	30"	83½"	Package 1	RCC18306N__	\$4243	\$4780	\$5049	\$6353	\$6483
18"	18⅞"	36"	83½"	Package 2	RCC18366N__	\$4681	\$5218	\$5487	\$6791	\$6921
18"	18⅞"	42"	83½"	Package 2	RCC18426N__	\$5064	\$5601	\$5870	\$7174	\$7304
23⅛"	24"	30"	83½"	Not required	RCC24306N__	\$4904	\$5441	\$5710	\$7014	\$7144
23⅛"	24"	36"	83½"	Package 1	RCC24366N__	\$5397	\$5934	\$6203	\$7507	\$7637

Open Cabinet with Two Adjustable Shelves, One Fixed Shelf, and Four 12"H Drawers

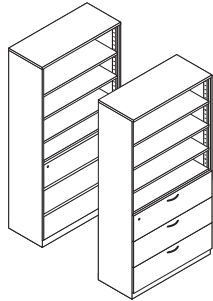
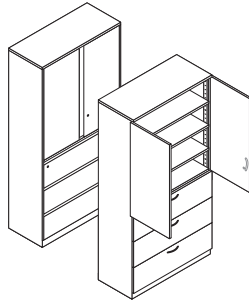
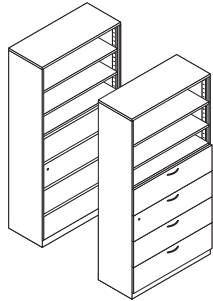
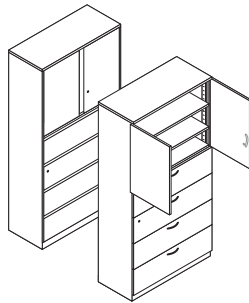
18"	18⅞"	30"	83½"	Package 1	RCC18306R__	\$3700	\$4134	N.A.	N.A.	N.A.
18"	18⅞"	36"	83½"	Package 2	RCC18366R__	\$4142	\$4576	N.A.	N.A.	N.A.
18"	18⅞"	42"	83½"	Package 2	RCC18426R__	\$4518	\$4952	N.A.	N.A.	N.A.
23⅛"	24"	30"	83½"	Not required	RCC24306R__	\$4362	\$4796	N.A.	N.A.	N.A.
23⅛"	24"	36"	83½"	Package 1	RCC24366R__	\$4857	\$5291	N.A.	N.A.	N.A.

43½"H Hinged Doors with Three Adjustable Shelves, One Fixed Shelf, and Three 12"H Drawers

18"	18⅞"	30"	83½"	Package 1	RCC18306S__	\$4020	\$4557	\$4826	\$6130	\$6260
18"	18⅞"	36"	83½"	Package 2	RCC18366S__	\$4440	\$4977	\$5246	\$6550	\$6680
18"	18⅞"	42"	83½"	Package 3	RCC18426S__	\$4805	\$5342	\$5611	\$6915	\$7045
23⅛"	24"	30"	83½"	Not required	RCC24306S__	\$4649	\$5186	\$5455	\$6759	\$6889
23⅛"	24"	36"	83½"	Package 1	RCC24366S__	\$5122	\$5659	\$5928	\$7232	\$7362

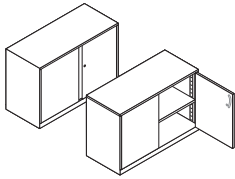
Open Cabinet with Three Adjustable Shelves, One Fixed Shelf, and Three 12"H Drawers

18"	18⅞"	30"	83½"	Package 1	RCC18306V__	\$3431	\$3769	N.A.	N.A.	N.A.
18"	18⅞"	36"	83½"	Package 2	RCC18366V__	\$3847	\$4185	N.A.	N.A.	N.A.
18"	18⅞"	42"	83½"	Package 3	RCC18426V__	\$4210	\$4548	N.A.	N.A.	N.A.
23⅛"	24"	30"	83½"	Not required	RCC24306V__	\$4059	\$4397	N.A.	N.A.	N.A.
23⅛"	24"	36"	83½"	Package 1	RCC24366V__	\$4528	\$4866	N.A.	N.A.	N.A.



Universal Storage Cabinets

With Flush Steel, Proud Steel, Proud Laminate, or Proud Composite Veneer Fronts



► Need help?
Product details,
page 94

Standard Includes

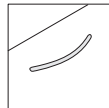
- Storage cabinet: paint price group 1
- 1"H top on units with flush steel or proud steel fronts: paint to match cabinet
- 1³/₁₆"H top on units with proud laminate front: laminate price group 1 or composite veneer price group 1
- 1³/₁₆"H top on units with proud composite veneer fronts: composite veneer price group 1
- Integral pulls on units with flush steel fronts
- Pulls: metal
- Hinged doors on units with flush steel or proud steel front: paint to match cabinet
- Hinged doors on units with proud laminate front: laminate price group 1
- Hinged doors on units with proud composite veneer front: composite veneer price group 1
- Lock, keyed random: 9201 Polished Chrome
- Adjustable shelves: paint to match cabinet
- Brackets for adjustable shelves: black
- Ganging hardware
- Four adjustable leveling glides

Required to Specify

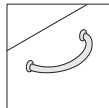
- 1 Style number with appropriate front style suffix in the space provided
 - F** Flush steel front
 - P** Proud steel front
 - L** Proud laminate front
 - W** Proud composite veneer or wood front
 - 2 Paint color number for cabinet
 - 3 Laminate color number for hinged door, if proud laminate front selected
 - 4 Composite veneer or wood color number for hinged doors and top, if proud composite veneer or wood front selected
 - 5 Pull (see below under required selections)
 - 6 Metal color number for pulls, if proud steel, proud laminate, or proud wood front selected
 - 7 Options, if selected (see below)
- See *Surface Materials*, page 440.

Required Selections

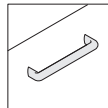
Pulls



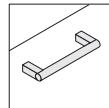
Contemporary



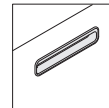
Handle



Jazz



Bar



c:scape

For composite veneer, wood group 2, wood group 3, laminate price group 2, and laminate price group 3 pricing, please refer to the electronic catalog or SmartTools.

	Options	U.S. Price	Required to Specify
Surface Materials	• Laminate price group 1 on proud laminate fronts	Prices at right	Specify laminate color number.
	• Laminate price group 2 on proud laminate fronts	See information at left	Specify laminate color number.
	• Laminate price group 3 on proud laminate fronts	See information at left	Specify laminate color number.
	• Open Line laminate on laminate fronts	+\$105 plus cost of laminate	► See <i>Surface Materials Reference Manual</i> .
	28"H, 40"H, 52"H, or 65¹/₂"H cabinets		
	• Paint price group 1	No cost	Specify paint color number.
	• Paint price group 2	+\$114	Specify paint color number.
	• Paint price group 3	+\$197	Specify paint color number.
	28"H or 40"H cabinets		
	• Customiz stain on proud wood fronts	No cost	Specify <i>with Customiz stain</i> . ► See <i>Surface Materials Reference Manual</i> .
	52"H, 65¹/₂"H, or 83¹/₂"H cabinets		
	• Customiz stain on proud wood frontss	No cost	Specify <i>with Customiz stain</i> . ► See <i>Surface Materials Reference Manual</i> .
	83¹/₂"H cabinets		
	• Paint price group 1	No cost	Specify paint color number.
	• Paint price group 2	+\$170	Specify paint color number.
	• Paint price group 3	+\$289	Specify paint color number.
	Composite veneer on cabinets		
	• Composite veneer group 1	Prices at right	Specify composite veneer color number.
	• Composite veneer group 2	See information at left	Specify composite veneer color number.
	Wood on cabinets		
	• Wood group 1	Prices at right	Specify wood color number.
	• Wood group 2	See information at left	Specify wood color number.
	• Wood group 3	See information at left	Specify wood color number.

► Options, continued on next page



For Canadian Pricing
Multiply U.S. Price by the
Canadian price factor.
► See page 1 for details.

► Options, continued from previous page

	Options	U.S. Price	Required to Specify
Tops for Flush Steel Front and Proud Steel Front	Security top • For use on 28"H storage cabinets only	No cost	Specify <i>with security top</i> .
	No top on 28"H, 40"H, or 52"H • For use under a worksurface or beneath a common top	–\$151	Specify <i>with no top</i> .
	Laminate top • Square edge laminate price group 1 top	+\$211	Specify <i>with laminate top</i> and indicate laminate color number for top and plastic color number for edges.
	• Square edge laminate price group 2 top	See information at left	Specify <i>with laminate top</i> and indicate laminate color number for top and plastic color number for edges.
	• Square edge laminate price group 3 top	See information at left	Specify <i>with laminate top</i> and indicate laminate color number for top and plastic color number for edges.
	• Open Line laminate on laminate top	+\$105 plus cost of laminate	► See <i>Surface Materials Reference Manual</i> .
	Composite veneer top • Composite veneer group 1 veneer top	+\$636	Specify <i>with composite veneer top</i> and indicate composite veneer color number.
	• Composite veneer group 2 veneer top	See information at left	Specify <i>with composite veneer top</i> and indicate composite veneer color number.
	Wood veneer top • Wood group 1 veneer top	+\$672	Specify <i>with wood veneer top</i> and indicate wood color number.
	• Wood group 2 veneer top	See information at left	Specify <i>with wood veneer top</i> and indicate wood color number.
Tops for Proud Wood Front	• Wood group 3 veneer top	See information at left	Specify <i>with wood veneer top</i> and indicate wood color number.
	• Customiz stain on wood veneer top	No cost	Specify <i>with Customiz stain</i> . ► See <i>Surface Materials Reference Manual</i> .
	Security top • For use on 28"H storage cabinets only	–\$636	Specify <i>with security top</i> .
	No top on 28"H, 40"H, or 52"H • For use under a worksurface or beneath a common top	–\$787	Specify <i>with no top</i> .
	Laminate top • Square edge laminate price group 1 top	–\$425	Specify <i>with laminate top</i> and indicate laminate color number for top and plastic color number for edges.
	• Square edge laminate price group 2 top	See information at left	Specify <i>with laminate top</i> and indicate laminate color number for top and plastic color number for edges.
	• Square edge laminate price group 3 top	See information at left	Specify <i>with laminate top</i> and indicate laminate color number for top and plastic color number for edges.
	• Open Line laminate on laminate top	+\$105 plus cost of laminate	► See <i>Surface Materials Reference Manual</i> .
	Security top • For use on 28"H storage cabinets only	+\$151	Specify <i>with security top</i> .
	No top on 52"H • For use under a worksurface or beneath a common top	No cost	Specify <i>with no top</i> .

► Options, continued on next page

Tip: Security top reduces overall height by approximately 1".

For composite veneer, wood group 2, wood group 3, laminate price group 2, and laminate price group 3 pricing, please refer to the electronic catalog or SmartTools.

Tip: Laminate front cabinets do not default to a laminate top.



For Canadian Pricing
Multiply U.S. Price by the Canadian price factor.
► See page 1 for details.

Universal Storage Cabinets, with Flush Steel, Proud Steel, Proud Laminate, or Proud Composite Veneer Fronts, continued

► Options, continued from previous page

	Options	U.S. Price	Required to Specify
Tops for Proud Laminate Front, continued	Laminate top		
	• Square edge laminate price group 1 top	+\$425	Specify <i>with laminate top</i> and indicate laminate color number for top and plastic color number for edges.
	• Square edge laminate price group 2 top	See information at left	Specify <i>with laminate top</i> and indicate laminate color number for top and plastic color number for edges.
	• Square edge laminate price group 3 top	See information at left	Specify <i>with laminate top</i> and indicate laminate color number for top and plastic color number for edges.
	• Open Line laminate on laminate top	+\$105 plus cost of laminate	► See <i>Surface Materials Reference Manual</i> .
	Composite veneer top		
	• Composite veneer group 1 veneer top	+\$787	Specify <i>with composite veneer top</i> and indicate composite veneer color number.
	• Composite veneer group 2 veneer top	See information at left	Specify <i>with composite veneer top</i> and indicate composite veneer color number.
	Wood veneer top		
	• Wood group 1 veneer top	+\$823	Specify <i>with wood veneer top</i> and indicate wood color number.
Pulls	• Wood group 2 veneer top	See information at left	Specify <i>with wood veneer top</i> and indicate wood color number.
	• Wood group 3 veneer top	See information at left	Specify <i>with wood veneer top</i> and indicate wood color number.
	• Customiz stain on wood veneer top	No cost	Specify <i>with Customiz stain</i> .
			► See <i>Surface Materials Reference Manual</i>
	Proud steel, laminate, or wood fronts		
Lock and Keying	• Contemporary	No cost	Specify <i>with contemporary pull</i> .
	• Handle	No cost	Specify <i>with handle pull</i> .
	• Jazz	+\$ 29 per pull	Specify <i>with jazz pull</i> .
	• Bar	+\$ 44 per pull	Specify <i>with bar pull</i> .
	Proud steel fronts only		
Related Products	• c:scape 10/26	+\$ 49 per pull	Specify <i>with c:scape pull</i> .
	Lock		
	• Ember Chrome	No cost	Specify <i>with 9250 Ember Chrome lock</i> .
	Keying		
	• Factory- and field-installed keying		► Page 450
	• Field-installed tops		► Page 314
	• Storage accessories		► Page 324
	• Bookends		► Page 327

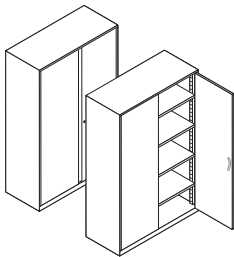
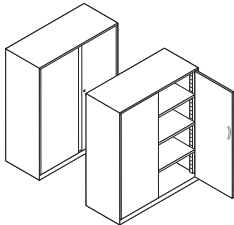
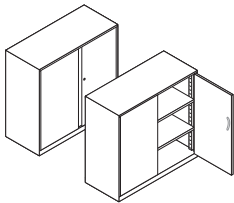
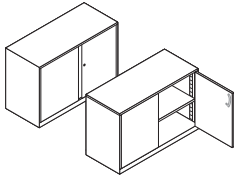
Tip: The c:scape pull option will be culled October 18, 2026.

 **For Canadian Pricing**
Multiply U.S. Price by the Canadian price factor.
► See page 1 for details.

10/26 = Last order entry
October 18, 2026

Tip: Height dimension listed is for units with 1" top. Overall height will vary if another top is selected.

Tip: Your specification is not complete until you add a suffix to the style number to define the front style (for example, **RSC18302A** becomes **RSC18302AF** for flush steel front).



Specification Information

Dimensions		W	H	Counter-weight Package	Style Number	U.S. Base Prices				
D	Flush Steel Front	Proud Steel/Lam/Comp Ven/Wood Front				Flush Steel Front	Proud Steel Front	Proud Lam Front	Proud Comp Ven Front	Proud Wood Front
						Suffix F	Suffix P	Suffix L	Suffix W	Suffix W

28"H Storage Cabinet

With One Adjustable Shelf

18"	18 ⁷ / ₈ "	30"	28"	Not required	RSC18302A __	\$1798	\$2036	\$2442	\$3746	\$3876
18"	18 ⁷ / ₈ "	36"	28"	Not required	RSC18362A __	\$1966	\$2204	\$2610	\$3914	\$4044
18"	18 ⁷ / ₈ "	42"	28"	Not required	RSC18422A __	\$2132	\$2370	\$2776	\$4080	\$4210
23 ¹ / ₈ "	24"	30"	28"	Not required	RSC24302A __	\$1911	\$2149	\$2555	\$3859	\$3989
23 ¹ / ₈ "	24"	36"	28"	Not required	RSC24362A __	\$2086	\$2324	\$2730	\$4034	\$4164

40"H Storage Cabinet

With Two Adjustable Shelves

18"	18 ⁷ / ₈ "	30"	40"	Not required	RSC18303C __	\$2046	\$2284	\$2690	\$3994	\$4124
18"	18 ⁷ / ₈ "	36"	40"	Not required	RSC18363C __	\$2237	\$2475	\$2881	\$4185	\$4315
18"	18 ⁷ / ₈ "	42"	40"	Not required	RSC18423C __	\$2424	\$2662	\$3068	\$4372	\$4502
23 ¹ / ₈ "	24"	30"	40"	Not required	RSC24303C __	\$2176	\$2414	\$2820	\$4124	\$4254
23 ¹ / ₈ "	24"	36"	40"	Not required	RSC24363C __	\$2383	\$2621	\$3027	\$4331	\$4461

52"H Storage Cabinet

With Three Adjustable Shelves

18"	18 ⁷ / ₈ "	30"	52"	Not required	RSC18304F __	\$2436	\$2734	\$3201	\$4505	\$4635
18"	18 ⁷ / ₈ "	36"	52"	Not required	RSC18364F __	\$2657	\$2955	\$3422	\$4726	\$4856
18"	18 ⁷ / ₈ "	42"	52"	Not required	RSC18424F __	\$2874	\$3172	\$3639	\$4943	\$5073
23 ¹ / ₈ "	24"	30"	52"	Not required	RSC24304F __	\$2587	\$2885	\$3352	\$4656	\$4786
23 ¹ / ₈ "	24"	36"	52"	Not required	RSC24364F __	\$2820	\$3118	\$3585	\$4889	\$5019

65 1/2"H Storage Cabinet

With Four Adjustable Shelves

18"	18 ⁷ / ₈ "	30"	65 1/2"	Not required	RSC18305K __	\$2560	\$2858	\$3325	\$4629	\$4759
18"	18 ⁷ / ₈ "	36"	65 1/2"	Not required	RSC18365K __	\$2798	\$3096	\$3563	\$4867	\$4997
18"	18 ⁷ / ₈ "	42"	65 1/2"	Not required	RSC18425K __	\$3031	\$3329	\$3796	\$5100	\$5230
23 ¹ / ₈ "	24"	30"	65 1/2"	Not required	RSC24305K __	\$2722	\$3020	\$3487	\$4791	\$4921
23 ¹ / ₈ "	24"	36"	65 1/2"	Not required	RSC24365K __	\$2974	\$3272	\$3739	\$5043	\$5173

► Specification Information, continued on next page

Universal Storage Cabinets, with Flush Steel, Proud Steel, Proud Laminate, or Proud Composite Veneer Fronts, continued

► Specification Information, continued from previous page

Tip: Height dimension listed is for units with 1" top. Overall height will vary if another top is selected.

Tip: Your specification is not complete until you add a suffix to the style number to define the front style (for example, **RSC18302A** becomes **RSC18302AF** for flush steel front).

Specification Information

Dimensions			Counter-weight Package	Style Number	U.S. Base Prices				
D	W	H			Flush Steel Front	Proud Steel Front	Proud Lam Front	Proud Comp Ven Front	Proud Wood Front
Flush Steel Front	Proud Steel/Lam/Comp Ven/Wood Front				Suffix F	Suffix P	Suffix L	Suffix W	Suffix W

83½"H Storage Cabinet

With Five Adjustable Shelves

18"	18⅞"	30"	83½"	Not required	RSC18306Q	\$2944	\$3242	\$3709	\$5013	\$5143
18"	18⅞"	36"	83½"	Not required	RSC18366Q	\$3217	\$3515	\$3982	\$5286	\$5416
18"	18⅞"	42"	83½"	Not required	RSC18426Q	\$3474	\$3772	\$4239	\$5543	\$5673
23⅞"	24"	30"	83½"	Not required	RSC24306Q	\$3134	\$3432	\$3899	\$5203	\$5333
23⅞"	24"	36"	83½"	Not required	RSC24366Q	\$3412	\$3710	\$4177	\$5481	\$5611

With Side-to-Side Coat Rod

23⅞"	24"	30"	52"	Not required	RWC24304A	\$2147	\$2508	\$2835	\$4139	\$4269
23⅞"	24"	36"	52"	Not required	RWC24364A	\$2359	\$2720	\$3047	\$4351	\$4481
23⅞"	24"	30"	65½"	Not required	RWC24305A	\$2509	\$2870	\$3197	\$4501	\$4631
23⅞"	24"	36"	65½"	Not required	RWC24365A	\$2745	\$3106	\$3433	\$4737	\$4867

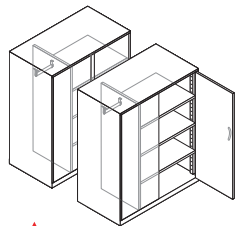
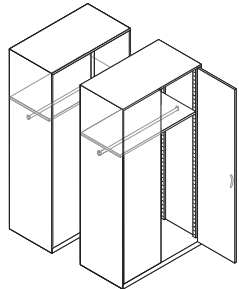
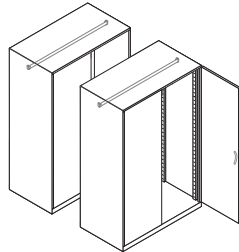
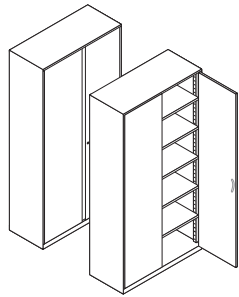
With Side-to-Side Coat Rod and One Fixed Shelf

23⅞"	24"	30"	83½"	Not required	RWC24306D	\$3450	\$3811	\$4138	\$5442	\$5572
23⅞"	24"	36"	83½"	Not required	RWC24366D	\$3733	\$4094	\$4421	\$5725	\$5855

With Partition, Three Adjustable Shelves, and Coat Rod

23⅞"	24"	30"	52"	Not required	RWC24304B	\$2790	\$3151	\$3478	\$4782	\$4912
23⅞"	24"	36"	52"	Not required	RWC24364B	\$3044	\$3405	\$3732	\$5036	\$5166

► Specification Information, continued on next page

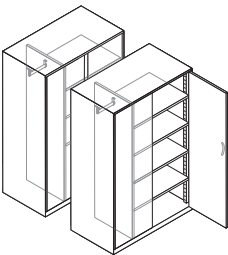


For Canadian Pricing
Multiply U.S. Price by the Canadian price factor.
► See page 1 for details.

► Specification Information, continued from previous page

Tip: Height dimension listed is for units with 1" top. Overall height will vary if another top is selected.

Tip: Your specification is not complete until you add a suffix to the style number to define the front style (for example, **RSC18302A** becomes **RSC18302AF** for flush steel front).



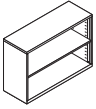
Specification Information									
Dimensions			Counter-weight Package	Style Number	U.S. Base Prices				
D	W	H			Flush Steel Front	Proud Steel Front	Proud Lam Front	Proud Comp Ven Front	Proud Wood Front
Flush Steel Front	Proud Steel/Lam/Comp Ven/Wood Front								
					Suffix F	Suffix P	Suffix L	Suffix W	Suffix W

65½"H Storage Cabinet, continued

With Partition, Four Adjustable Shelves, and Coat Rod									
23⅞"	24"	30"	65½"	Not required	RWC24305C	\$3034	\$3395	\$3722	\$5026
23⅞"	24"	36"	65½"	Not required	RWC24365C	\$3299	\$3660	\$3987	\$5291

 **For Canadian Pricing**
Multiply U.S. Price by the Canadian price factor.
► See page 1 for details.

Universal Bookcases



► Need help?
Product details,
page 96

Standard Includes

- Bookcase: paint price group 1
- 1"H top: paint to match bookcase
- Adjustable shelves: paint to match bookcase
- Brackets for shelves: black
- Four adjustable leveling glides
- Ganging hardware
- Counterweight package, if selected

Required to Specify

- 1 Style number
 - 2 Paint color number for bookcase and counterweight cover, if selected
 - 3 Options, if selected (see below)
- See *Surface Materials*, page 440.

Tip: Security top must not be specified with frosted glass door option.

Tip: Security top reduces overall height by approximately 1".

Tip: Laminate and wood veneer tops are 3/16" taller than other tops and will add 3/16" to overall case height.

For composite veneer, wood group 2, wood group 3, laminate price group 2, and laminate price group 3 pricing, please refer to the electronic catalog or SmartTools.

Tip: Cover of optional counterweight will match paint color of bookcase.

Tip: Counterweight packages are required to ensure product stability and are ordered as an option or separately. Product specification pages indicate the correct counterweight package for each style number and any exceptions where counterweights are not required.

► See *Counterweight Requirements for Storage Products*, pages 7–13.

Tip: Service part Y30291SR, (paintable black plug), can be ordered to cover the glide adjustment holes in the front of the bookcase.

	Options	U.S. Price	Required to Specify
Surface Materials	28"H, 40"H, 53 1/2"H, or 65 1/2"H bookcases		
	<ul style="list-style-type: none"> • Paint price group 1 • Paint price group 2 • Paint price group 3 	No cost +\$ 114 +\$ 197	Specify paint color number. Specify paint color number. Specify paint color number.
	83 1/2"H bookcases		
	<ul style="list-style-type: none"> • Paint price group 1 • Paint price group 2 • Paint price group 3 	No cost +\$ 170 +\$ 289	Specify paint color number. Specify paint color number. Specify paint color number.
Tops	Security top		
	<ul style="list-style-type: none"> • For use on 28"H bookcases only 	No cost	Specify <i>with security top</i> .
	No top on 28"H, 40"H, or 53 1/2"H		
	<ul style="list-style-type: none"> • For use under a worksurface or beneath a common top 	–\$ 151	Specify <i>with no top</i> .
	Laminate top		
	<ul style="list-style-type: none"> • Square edge laminate price group 1 top • Square edge laminate price group 2 top • Square edge laminate price group 3 top • Open Line laminate on laminate top 	+\$ 211 See information at left See information at left +\$ 105 plus cost of laminate	Specify <i>with laminate top</i> and indicate laminate color number for top and plastic color number for edges. Specify <i>with laminate top</i> and indicate laminate color number for top and plastic color number for edges. Specify <i>with laminate top</i> and indicate laminate color number for top and plastic color number for edges. ► See <i>Surface Materials Reference Manual</i> .
	Composite veneer top		
	<ul style="list-style-type: none"> • Composite veneer group 1 veneer top • Composite veneer group 2 veneer top 	+\$ 636 See information at left	Specify <i>with composite veneer top</i> and indicate composite veneer color number. Specify <i>with composite veneer top</i> and indicate composite veneer color number.
	Wood veneer top		
	<ul style="list-style-type: none"> • Wood group 1 veneer top • Wood group 2 veneer top • Wood group 3 veneer top • Customiz stain on wood veneer top 	+\$ 672 See information at left See information at left No cost	Specify <i>with wood veneer top</i> and indicate wood color number. Specify <i>with wood veneer top</i> and indicate wood color number. Specify <i>with wood veneer top</i> and indicate wood color number. Specify <i>with Customiz stain</i> . ► See <i>Surface Materials Reference Manual</i> .
Frosted Glass Hinged Doors	<ul style="list-style-type: none"> • 28"H • 40"H • 53 1/2"H • 65 1/2"H • 83 1/2"H 	+\$ 585 +\$ 661 +\$ 849 +\$ 955 +\$1200	Specify <i>with frosted glass hinged doors</i> and specify pull finish: 0835 Black 9211 Nickel
	Counterweights with Cover		
	65 1/2"H and 83 1/2"H bookcases		
	<ul style="list-style-type: none"> • Package for 24"W bookcases • Package for 30"W bookcases • Package for 36"W bookcases • Package for 42"W bookcases 	+\$ 149 +\$ 161 +\$ 195 +\$ 209	Specify <i>with counterweight</i> . Specify <i>with counterweight</i> . Specify <i>with counterweight</i> . Specify <i>with counterweight</i> .

Related Products

- Field-installed tops ▶ Page 314
- Adjustable steel standard shelves ▶ Page 323
- Bookends ▶ Page 327
- Counterweight packages ▶ Page 330

Specification Information

Dimensions			Counterweight Package	Style Number	U.S. Base Price
D	W	H			

Tip: Height dimension listed is for units with 1" top. Overall height will vary if another top is selected.

Bookcases with Adjustable Shelves

One Adjustable Shelf

15"	24"	28"	Not required	RBC15242A	\$1193
15"	30"	28"	Not required	RBC15302A	\$1298
15"	36"	28"	Not required	RBC15362A	\$1417
15"	42"	28"	Not required	RBC15422A	\$1604

Two Adjustable Shelves

15"	24"	40"	Not required	RBC15243A	\$1348
15"	30"	40"	Not required	RBC15303A	\$1465
15"	36"	40"	Not required	RBC15363A	\$1591
15"	42"	40"	Not required	RBC15423A	\$1789

Three Adjustable Shelves

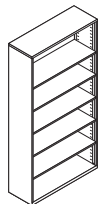
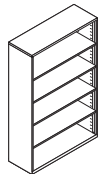
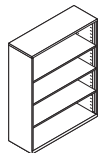
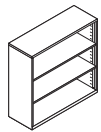
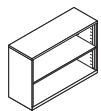
15"	24"	53½"	Not required	RBC15244A	\$1530
15"	30"	53½"	Not required	RBC15304A	\$1665
15"	36"	53½"	Not required	RBC15364A	\$1813
15"	42"	53½"	Not required	RBC15424A	\$2039

Four Adjustable Shelves

15"	24"	65½"	24"W Package	RBC15245A	\$1744
15"	30"	65½"	30"W Package	RBC15305A	\$1896
15"	36"	65½"	36"W Package	RBC15365A	\$2089
15"	42"	65½"	42"W Package	RBC15425A	\$2345

Five Adjustable Shelves

15"	24"	83½"	24"W Package	RBC15246A	\$2329
15"	30"	83½"	30"W Package	RBC15306A	\$2501
15"	36"	83½"	36"W Package	RBC15366A	\$2739
15"	42"	83½"	42"W Package	RBC15426A	\$3024



For Canadian Pricing
Multiply U.S. Price by the
Canadian price factor.
▶ See page 1 for details.

Specifying Universal File Surrounds

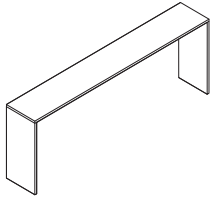
File Surrounds

304

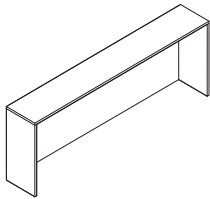
Universal File
Surrounds

File Surrounds

For Use with Universal and TS Series Storage



Without back panel



With back panel

Tip: Dimensions of the file surround represent the internal cavity dimensions based on the storage being surrounded. Depth, width, and height are available parametrically.

Tip: Refer to SmartTools for full parametric pricing upcharges and sizes.

Tip: Depth and width are available parametrically by 1/16" increments. Height is specifiable to the fourth decimal place.

Tip: Back panel is only specifiable when end panel left and right is selected.

Tip: A single top is one-section.

Tip: SmartTools will automatically generate the section top option, when available, based on the size specified.

► Need help?
Product details,
page 112

Standard Includes

- File surround: composite veneer price group 1 or laminate price group 1 with matching .5 mm, 1 mm, or 3 mm square edge on all sides of the top
- Attachment hardware

Required to Specify

- 1 Style number
 - 2 Depth (see below under Required Selections)
 - 3 Width (see below under Required Selections)
 - 4 Height (see below under Required Selections)
 - 5 End panel (see below under Required Selections)
 - 6 Back panel (see below under Required Selections)
 - 7 Section top (see below under Required Selections)
 - 8 Edge profile for each side (see below under Required Selections)
 - 9 Composite veneer or laminate color number for top
 - 10 Options, if selected (see below)
- See *Surface Materials*, page 440.

	Required Selections	U.S. Price	Required to Specify
Size	<ul style="list-style-type: none"> • Depth 15" — 58 1/4" • Width 15" — 356 7/8" • Height 16" — 67" 	Prices at right Prices at right Prices at right	Specify depth. Specify width. Specify height.
End Panel	<ul style="list-style-type: none"> • End panel left • End panel right • End panel left and right 	Prices at right Prices at right Prices at right	Specify <i>with end panel left</i> . Specify <i>with end panel right</i> . Specify <i>with end panel left and right</i> .
Back Panel	<ul style="list-style-type: none"> • No back panel • Proud • Inset flush • Inset centered 	No cost Prices at right Prices at right Prices at right	Specify <i>with no back panel</i> . Specify <i>with proud back panel</i> . Specify <i>with inset flush back panel</i> and select inset dimension. Select <i>with inset centered back panel</i> and select inset dimension.
Section Top	<ul style="list-style-type: none"> • One-section • Two-sections • Three-sections • Four-sections 	No cost +\$224 +\$448 +\$672	Specify <i>with one-section</i> . Specify <i>with two-sections</i> . Specify <i>with three-sections</i> . Specify <i>with four-sections</i> .
Edge Profile	Composite veneer or wood veneer top Wood veneer square edge profile <ul style="list-style-type: none"> • .5 mm or 3 mm profile A • .5 mm or 3 mm profile B • .5 mm or 3 mm profile C • .5 mm or 3 mm profile D Laminate top Plastic square edge profile <ul style="list-style-type: none"> • 1 mm or 3 mm profile A • 1 mm or 3 mm profile B • 1 mm or 3 mm profile C • 1 mm or 3 mm profile D 	No cost No cost No cost No cost See matrix at right See matrix at right See matrix at right See matrix at right	Specify <i>with .5 mm or 3 mm wood veneer square edge on profile A</i> . Specify <i>with .5 mm or 3 mm wood veneer square edge on profile B</i> . Specify <i>with .5 mm or 3 mm wood veneer square edge on profile C</i> . Specify <i>with .5 mm or 3 mm wood veneer square edge on profile D</i> . Specify <i>with 1 mm or 3 mm plastic square edge on profile A</i> . Specify <i>with 1 mm or 3 mm plastic square edge on profile B</i> . Specify <i>with 1 mm or 3 mm plastic square edge on profile C</i> . Specify <i>with 1 mm or 3 mm plastic square edge on profile D</i> .



For Canadian Pricing

Multiply U.S. Price by the Canadian price factor.

► See page 1 for details.

For composite veneer, laminate price group 2 and 3 pricing, please refer to the electronic catalog or SmartTools.

Tip: Panel finish applies to end panels and back panel.

Tip: The Open Line laminate (OLL) upcharge applies once per file surround unit.

Tip: When specifying OLL, edgebanding must be all plastic or all wood. No mixing and matching is allowed.

Tip: Short grain direction on laminate is not allowed on the top.

Tip: Long grain direction on veneer is not allowed on tops larger than 120"W.

Tip: Wood grain laminate sectioned tops with long grain direction cannot be guaranteed to have a perfect grain match along the seam.

Tip: End panel grain direction on laminate must be vertical when the height is greater than 60".

Tip: Back panel grain direction is always horizontal.

Tip: The file surround is currently only able to surround Universal storage.

	Options	U.S. Price	Required to Specify
Surface Materials	Composite veneer file surround Top		
	• Composite veneer group 1	Prices at right	Specify composite veneer color number for top.
	• Composite veneer group 2	See information at left	Specify composite veneer color number for top.
	End panel		
	• Composite veneer group 1	Prices at right	Specify composite veneer color number for end panel.
	• Composite veneer group 2	See information at left	Specify composite veneer color number for end panel.
	Back panel		
	• Composite veneer group 1	Prices at right	Specify composite veneer color number for back panel.
	• Composite veneer group 2	See information at left	Specify composite veneer color number for back panel.
	Wood veneer file surround Top		
	• Wood group 1	Prices at right	Specify wood color number for top.
	• Wood group 2	Prices at right	Specify wood color number for top.
	• Wood group 3	Prices at right	Specify wood color number for top.
	• Customiz stain	Prices at right	Specify with Customiz stain for top.
	• Full-fill finish on wood group 1 (not available on laminate worksurfaces with wood edge)	Prices at right	Specify full-fill finish number for top.
	End panel		
	• Wood group 3	Prices at right	Specify wood color number for end panel.
	• Customiz stain	No cost	Specify with Customiz stain for end panel.
	Back panel		
	• Wood group 3	Prices at right	Specify wood color number for panel.
	• Customiz stain	No cost	Specify with Customiz stain for back panel.
	Laminate file surround Top		
	• Laminate price group 2	Prices at right	Specify laminate color number for top.
	• Laminate price group 3	Prices at right	Specify laminate color number for top.
	• Open Line laminate (OLL)	+\$105 plus cost of laminate	▶ See <i>Surface Materials Reference Manual</i> .
	End panel		
	• Laminate price group 2	See information at left	Specify laminate color number for end panel.
	• Laminate price group 3	See information at left	Specify laminate color number for end panel.
	• Open Line laminate (OLL)	+\$105 plus cost of laminate	▶ See <i>Surface Materials Reference Manual</i> .
	Back panel		
	• Laminate price group 2	See information at left	Specify laminate color number for back panel.
	• Laminate price group 3	See information at left	Specify laminate color number for back panel.
	• Open Line laminate (OLL)	+\$105 plus cost of laminate	▶ See <i>Surface Materials Reference Manual</i> .
Grain Direction	Top		
	• Long grain	No cost	Specify with long grain direction.
	• Short grain	No cost	Specify with short grain direction.
	End panel		
	• Horizontal grain	No cost	Specify with horizontal grain direction.
	• Vertical grain	No cost	Specify with vertical grain direction.
Related Products	• TS Series under-worksurface lateral files		▶ Page 202
	• TS Series lockers		▶ Pages 208–213
	• Universal personal lockers		▶ Page 276
	• Universal laterals files (2H, 3H laterals, and above)		▶ Pages 260 and 284
	• Universal storage cabinets		▶ Page 294
	• Universal bookcases		▶ Page 300

▶ Options, continued on next page

► Options, continued from previous page

3 mm Wood Edge Profile on Laminate Top Upcharges

	• One side	• Two sides	• Three sides	• Four sides
For all depths				
15"W–36"W	+\$253	+\$353	+\$453	+\$555
36 ¹ / ₁₆ "W–54"W	+\$300	+\$421	+\$539	+\$662
54 ¹ / ₁₆ "W–96"W	+\$353	+\$495	+\$632	+\$778
If depth is 30" or less				
96 ¹ / ₁₆ "W–120"W	+\$409	+\$575	+\$731	+\$899
If depth is greater than 30"				
96 ¹ / ₁₆ "W–120"W	+\$452	+\$632	+\$806	+\$994

Tip: Upcharges are applied per section.

Tip: Upcharges are applied per side. The same upcharge is applied whether side A, B, C, or D is specified.

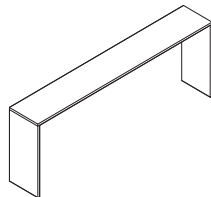
Specification Information

• Style Number	• Dimension			• U.S. Base Prices		
	• D	• W	• H	• Laminate Price Group 1	• Composite Veneer Price Group 1	• Veneer Price Group 1

File Surrounds

Laminate—Includes top, two end panels, and no back panel

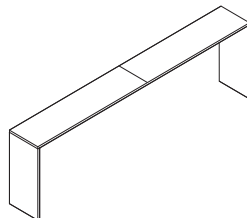
RAFSL	18"	60.1875"	40"	\$ 1113.98	N.A.	N.A.
	23.1875"	108.75"	52"	\$2188.81	N.A.	N.A.
	48.0625"	108.5625"	65.5"	\$3338.09	N.A.	N.A.



Without back panel

Laminate—Includes two-section top, two end panels, and no back panel

RAFSL	18.0625"	180.375"	22"	\$2098.06	N.A.	N.A.



Two-section top without back panel

► Specification Information, continued on next page

Tip: Price shown for this size includes upcharge for two-section top.



For Canadian Pricing
Multiply U.S. Price by the Canadian price factor.
► See page 1 for details.

► Specification Information, continued from previous page

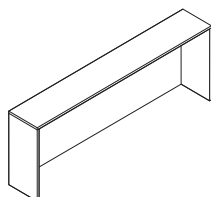
Specification Information

Style Number	Dimension			U.S. Base Prices		
	D	W	H	Laminate Price Group 1	Composite Veneer Price Group 1	Veneer Price Group 1

File Surrounds, continued

Laminate—Includes top, two end panels, and a back panel

RAFSL	18"	60.1875"	40"	\$1872.73	N.A.	N.A.
	23.1875"	108.75"	52"	\$3863.93	N.A.	N.A.
	48.0625"	108.5625"	65.5"	N.A.	N.A.	N.A.

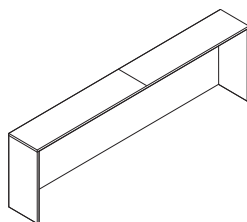


With back panel

Tip: Units taller than 60.5" cannot have a back panel.

Laminate—Includes two-section top, two end panels, and a back panel

RAFSL	18.0625"	180.375"	22"	\$3695.47	N.A.	N.A.
-------	----------	----------	-----	-----------	------	------

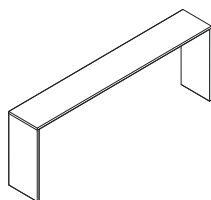


Two-section top with back panel

Tip: Price shown includes an additional charge for the two-section top.

Composite Veneer—Includes top, two end panels, and no back panel

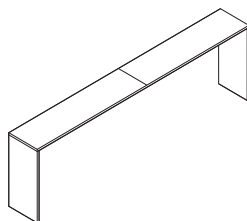
RAFSW	18"	60.1875"	40"	N.A.	\$ 3619.84	N.A.
	23.1875"	108.75"	52"	N.A.	\$ 6229.64	N.A.
	48.0625"	108.5625"	65.5"	N.A.	\$11,391.39	N.A.



Without back panel

Composite Veneer—Includes two-section top, two end panels, and no back panel

RAFSW	18.0625"	180.375"	22"	N.A.	\$ 5443.93	N.A.
-------	----------	----------	-----	------	------------	------



Two-section top without back panel

Tip: Price shown for this size includes upcharge for two-section top.

► Specification Information, continued on next page

► Specification Information, continued from previous page

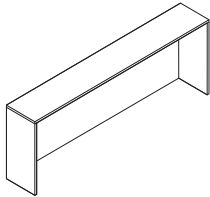
Specification Information

Style Number	Dimension			U.S. Base Prices		
	D	W	H	Laminate Price Group 1	Composite Veneer Price Group 1	Veneer Price Group 1

File Surrounds, continued

Composite Veneer—Includes top, two end panels, and a back panel

RAFSW	18"	60.1875"	40"	N.A.	\$ 5950.15	N.A.
	23.1875"	108.75"	52"	N.A.	\$11,988.93	N.A.
	48.0625"	108.5625"	65.5"	N.A.	N.A.	N.A.

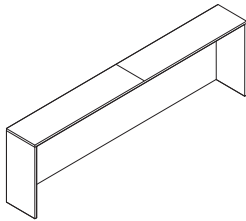


With back panel

Tip: Units taller than 60.5" cannot have a back panel.

Composite Veneer—Includes two-section top, two end panels, and a back panel

RAFSW	18.0625"	180.375"	22"	N.A.	\$10,155.31	N.A.
--------------	----------	----------	-----	------	-------------	------

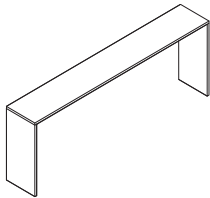


Two-section top with back panel

Tip: Price shown includes an additional charge for the two-section top.

Veneer—Includes top, two end panels, and no back panel

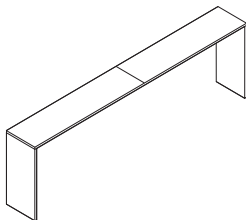
RAFSW	18"	60.1875"	40"	N.A.	N.A.	\$ 3631.88
	23.1875"	108.75"	52"	N.A.	N.A.	\$ 6251.39
	48.0625"	108.5625"	65.5"	N.A.	N.A.	\$11,434.82



Without back panel

Veneer—Includes two-section top, two end panels, and no back panel

RAFSW	18.0625"	180.375"	22"	N.A.	N.A.	\$ 5480.01
--------------	----------	----------	-----	------	------	------------



Two-section top without back panel

Tip: Price shown for this size includes upcharge for two-section top.

► Specification Information, continued on next page

► **Specification Information, continued from previous page**

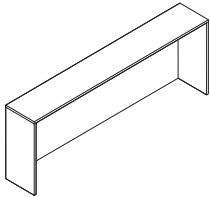
Specification Information

Style Number	Dimension			U.S. Base Prices		
	D	W	H	Laminate Price Group 1	Composite Veneer Price Group 1	Veneer Price Group 1

File Surrounds, continued

Veneer—Includes top, two end panels, and a back panel

RAFSW	18"	60.1875"	40"	N.A.	N.A.	\$ 5962.19
	23.1875"	108.75"	52"	N.A.	N.A.	\$12,010.68
	48.0625"	108.5625"	65.5"	N.A.	N.A.	N.A.

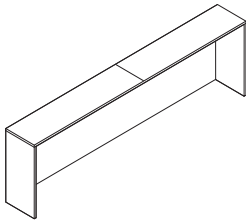


With back panel

Tip: Units taller than 60.5" cannot have a back panel.

Veneer—Includes two-section top, two end panels, and a back panel

RAFSW	18.0625"	180.375"	22"	N.A.	N.A.	\$10,191.39
--------------	----------	----------	-----	------	------	-------------



Two-section top with back panel

Tip: Price shown includes an additional charge for the two-section top.



For Canadian Pricing

Multiply U.S. Price by the Canadian price factor.

► See page 1 for details.

Specifying Storage Tops, Shelves, and Accessories

Field-Installed Tops

Steel Security Tops	312
Square Edge Tops	314
Square Edge Tops with 1/2" Cord Drop	320

Adjustable Shelves

322

Steel Storage Accessories

324

Field Installed Tops

Steel Security Tops

For Use with Flush or Proud Front Products



Tip: Tops are for field installation only.

Tip: Security tops should only be used on units that are positioned under a work surface—these are **NOT** structural tops.

Tip: Security top cannot be installed on a file with a lift-up door in the top position.

Tip: For use with universal steel storage only.

Standard Includes	Required to Specify
<ul style="list-style-type: none"> Need help? Product details, page 100 Security top: all paint price groups Attachment hardware 	<ul style="list-style-type: none"> 1 Style number 2 Paint color number for top ▶ See <i>Surface Materials</i>, page 440.

Specification Information

Dimensions D W	For Use On	Style Number	U.S. Price
-------------------	------------	-----------------	---------------

Flush Front

15"	24"	Bookcase	RATF1524	\$159
15"	30"	Bookcase	RATF1530	\$159
15"	36"	Bookcase	RATF1536	\$159
15"	42"	Bookcase	RATF1542	\$159
18"	30"	Lateral file, storage cabinet	RATF1830F	\$159
18"	36"	Lateral file, storage cabinet	RATF1836F	\$159
18"	42"	Lateral file, storage cabinet	RATF1842F	\$159
23½"	30"	Lateral file, storage cabinet	RATF2430F	\$159
23½"	36"	Lateral file, storage cabinet	RATF2436F	\$159

Proud Front

18⅞"	30"	Lateral file, storage cabinet	RATF1830P	\$159
18⅞"	36"	Lateral file, storage cabinet	RATF1836P	\$159
18⅞"	42"	Lateral file, storage cabinet	RATF1842P	\$159
24"	30"	Lateral file, storage cabinet	RATF2430P	\$159
24"	36"	Lateral file, storage cabinet	RATF2436P	\$159



For Canadian Pricing

Multiply U.S. Price by the Canadian price factor.

▶ See page 1 for details.

Modular Square Edge Tops

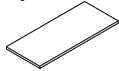
For Use with Flush or Proud Front Products

Tip: See SmartTools for common tops placed over group storage and placed back-to-back to ensure correct sizing for the application.

Tip: Attachment hardware ships with the file cabinet. Additional screws can be ordered from Service Parts: 855010126MP (quantity of 100).

For composite veneer group 2, wood group 2, wood group 3, laminate price group 2, and laminate price group 3 pricing, please refer to the electronic catalog or SmartTools.

*Tip: Your specification is not complete until you add a suffix to the style number to define the front style (for example, **RATL1524** becomes **RATL1524F** for a top to be used on a flush front unit). No suffix needed for **RATCL** or **RATCW** styles.*



For Canadian Pricing
Multiply U.S. Price by the Canadian price factor.
▶ See page 1 for details.

Standard Includes		Required to Specify	
▶ Need help? Product details, page 100	<ul style="list-style-type: none"> 1 3/16"H top with square edge profile on all sides: laminate price group 1 or composite veneer price group 1 	1 Style number with appropriate front style suffix (if required) in the space provided F Flush steel front P Proud steel, proud composite veneer or wood front 2 Laminate or wood color number for top 3 Plastic color number for 1 mm edges of laminate top 4 Options, if selected (see below) ▶ See <i>Surface Materials</i> , page 440.	
Options	U.S. Price	Required to Specify	
Surface Materials			
Laminate top <ul style="list-style-type: none"> Laminate price group 2 Laminate price group 3 Open Line laminate 	See information at left See information at left +\$105 plus cost of laminate	Specify laminate color number. Specify laminate color number. ▶ See <i>Surface Materials Reference Manual</i> .	
Composite veneer top <ul style="list-style-type: none"> Composite veneer group 1 Composite veneer group 2 	Prices at right See information at left	Specify composite veneer color number. Specify composite veneer color number.	
Wood veneer top <ul style="list-style-type: none"> Wood group 1 Wood group 2 Wood group 3 Customiz stain on wood veneer top Full-fill finish on wood group 1 veneer 	Prices at right See information at left See information at left No cost Prices below and at right	Specify wood color number. Specify wood color number. Specify wood color number. Specify <i>with Customiz stain</i> . ▶ See <i>Surface Materials Reference Manual</i> . Specify <i>with full-fill finish</i> and select wood color number. ▶ See <i>Surface Materials Reference Manual</i> .	

Specification Information

Dimensions		W	H	Style Number	U.S. Base Prices			
D					Flush Steel Front	Proud Steel/Proud Comp Veneer/Proud Wood Front	No Suffix Needed	Full-Fill Finish on Wood Group 1
Flush Steel Front	Proud Steel/Proud Wood							
					Suffix F	Suffix P		

Individual File Laminate Tops

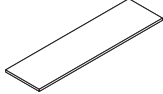
15"	N.A.	24"	1 3/16"	RATL1524 __	\$277	N.A.	N.A.	N.A.
15"	N.A.	30"	1 3/16"	RATL1530 __	\$289	N.A.	N.A.	N.A.
15"	N.A.	36"	1 3/16"	RATL1536 __	\$308	N.A.	N.A.	N.A.
15"	N.A.	42"	1 3/16"	RATL1542 __	\$345	N.A.	N.A.	N.A.
18"	18 7/8"	30"	1 3/16"	RATL1830 __	\$302	\$302	N.A.	N.A.
18"	18 7/8"	36"	1 3/16"	RATL1836 __	\$327	\$327	N.A.	N.A.
18"	18 7/8"	42"	1 3/16"	RATL1842 __	\$353	\$353	N.A.	N.A.
23 1/8"	24"	30"	1 3/16"	RATL2430 __	\$334	\$334	N.A.	N.A.
23 1/8"	24"	36"	1 3/16"	RATL2436 __	\$353	\$353	N.A.	N.A.

▶ **Specification Information, continued on next page**

► Specification Information, continued from previous page

Specification Information

Tip: Your specification is not complete until you add a suffix to the style number to define the front style (for example, **RATL1524** becomes **RATL1524F** for a top to be used on a flush front unit). No suffix needed for **RATCL** or **RATCW** styles.



Dimensions				Style Number	U.S. Base Prices			
D	W	H			Flush Steel Front	Proud Steel/ Proud Comp Veneer/ Proud Wood Front	No Suffix Needed	Full-Fill Finish on Wood Group 1
Flush Steel Front	Proud Steel/ Proud Wood				Suffix F	Suffix P		

Laminate Common Tops

15"	N.A.	48 ¹ / ₁₆ "	1 ³ / ₁₆ "	RATCL1548	\$ 428	N.A.	N.A.	N.A.
15"	N.A.	60 ¹ / ₁₆ "	1 ³ / ₁₆ "	RATCL1560	\$ 480	N.A.	N.A.	N.A.
15"	N.A.	66 ¹ / ₁₆ "	1 ³ / ₁₆ "	RATCL1566	\$ 553	N.A.	N.A.	N.A.
15"	N.A.	72 ¹ / ₁₆ "	1 ³ / ₁₆ "	RATCL1572	\$ 624	N.A.	N.A.	N.A.
15"	N.A.	72 ¹ / ₈ "	1 ³ / ₁₆ "	RATCL	N.A.	N.A.	\$624	N.A.
15"	N.A.	78 ¹ / ₁₆ "	1 ³ / ₁₆ "	RATCL1578	\$ 795	N.A.	N.A.	N.A.
15"	N.A.	84 ¹ / ₁₆ "	1 ³ / ₁₆ "	RATCL1584	\$ 905	N.A.	N.A.	N.A.
15"	N.A.	90 ¹ / ₈ "	1 ³ / ₁₆ "	RATCL1590	\$1000	N.A.	N.A.	N.A.
15"	N.A.	96 ¹ / ₈ "	1 ³ / ₁₆ "	RATCL1596	\$1103	N.A.	N.A.	N.A.
15"	N.A.	108 ¹ / ₈ "	1 ³ / ₁₆ "	RATCL15108	\$1339	N.A.	N.A.	N.A.
18"	18 ⁷ / ₈ "	60 ¹ / ₁₆ "	1 ³ / ₁₆ "	RATCL1860	\$ 489	\$ 489	N.A.	N.A.
18"	18 ⁷ / ₈ "	66 ¹ / ₁₆ "	1 ³ / ₁₆ "	RATCL1866	\$ 567	\$ 567	N.A.	N.A.
18"	18 ⁷ / ₈ "	72 ¹ / ₁₆ "	1 ³ / ₁₆ "	RATCL1872	\$ 636	\$ 636	N.A.	N.A.
18"	18 ⁷ / ₈ "	78 ¹ / ₁₆ "	1 ³ / ₁₆ "	RATCL1878	\$ 809	\$ 809	N.A.	N.A.
18"	18 ⁷ / ₈ "	84 ¹ / ₁₆ "	1 ³ / ₁₆ "	RATCL1884	\$ 912	\$ 912	N.A.	N.A.
18"	18 ⁷ / ₈ "	90 ¹ / ₈ "	1 ³ / ₁₆ "	RATCL1890	\$1016	\$1016	N.A.	N.A.
18"	18 ⁷ / ₈ "	96 ¹ / ₈ "	1 ³ / ₁₆ "	RATCL1896	\$1119	\$1119	N.A.	N.A.
18"	18 ⁷ / ₈ "	108 ¹ / ₈ "	1 ³ / ₁₆ "	RATCL18108	\$1346	\$1346	N.A.	N.A.
23 ¹ / ₈ "	24"	60 ¹ / ₁₆ "	1 ³ / ₁₆ "	RATCL2460	\$ 516	\$ 516	N.A.	N.A.
23 ¹ / ₈ "	24"	66 ¹ / ₁₆ "	1 ³ / ₁₆ "	RATCL2466	\$ 576	\$ 576	N.A.	N.A.
23 ¹ / ₈ "	24"	72 ¹ / ₁₆ "	1 ³ / ₁₆ "	RATCL2472	\$ 650	\$ 650	N.A.	N.A.
23 ¹ / ₈ "	24"	78 ¹ / ₁₆ "	1 ³ / ₁₆ "	RATCL2478	\$ 864	\$ 864	N.A.	N.A.
23 ¹ / ₈ "	24"	90 ¹ / ₈ "	1 ³ / ₁₆ "	RATCL2490	\$1090	\$1090	N.A.	N.A.
23 ¹ / ₈ "	24"	96 ¹ / ₈ "	1 ³ / ₁₆ "	RATCL2496	\$1197	\$1197	N.A.	N.A.
23 ¹ / ₈ "	24"	108 ¹ / ₈ "	1 ³ / ₁₆ "	RATCL24108	\$1445	\$1445	N.A.	N.A.
30 ¹ / ₁₆ "	N.A.	24"	1 ³ / ₁₆ "	RATCL	N.A.	N.A.	\$311	N.A.
30 ¹ / ₁₆ "	N.A.	30"	1 ³ / ₁₆ "	RATCL	N.A.	N.A.	\$322	N.A.
30 ¹ / ₁₆ "	N.A.	36"	1 ³ / ₁₆ "	RATCL	N.A.	N.A.	\$395	N.A.
30 ¹ / ₁₆ "	N.A.	42"	1 ³ / ₁₆ "	RATCL	N.A.	N.A.	\$495	N.A.
30 ¹ / ₁₆ "	N.A.	48 ¹ / ₁₆ "	1 ³ / ₁₆ "	RATCL3048	\$ 589	N.A.	N.A.	N.A.
30 ¹ / ₁₆ "	N.A.	60 ¹ / ₁₆ "	1 ³ / ₁₆ "	RATCL3060	\$ 670	N.A.	N.A.	N.A.
30 ¹ / ₁₆ "	N.A.	66 ¹ / ₁₆ "	1 ³ / ₁₆ "	RATCL3066	\$ 721	N.A.	N.A.	N.A.

► Specification Information, continued on next page

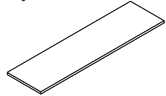


For Canadian Pricing
Multiply U.S. Price by the Canadian price factor.
► See page 1 for details.

Field Installed Tops, continued

► Specification Information, continued from previous page

Tip: Your specification is not complete until you add a suffix to the style number to define the front style (for example, **RATL1524** becomes **RATL1524F** for a top to be used on a flush front unit). No suffix needed for **RATCL** or **RATCW** styles.

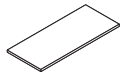


Specification Information

Dimensions		W	H	Style Number	U.S. Base Prices			
D	Flush Steel Front				Flush Steel Front	Proud Steel/ Proud Comp Veneer/ Proud Wood Front	No Suffix Needed	Full-Fill Finish on Wood Group 1
	Proud Steel/ Proud Wood				Suffix F	Suffix P		

Laminate Common Tops, continued

30 1/16"	N.A.	72 1/16"	1 3/16"	RATCL3072	\$ 795	N.A.	N.A.	N.A.
30 1/16"	N.A.	72 1/8"	1 3/16"	RATCL	N.A.	N.A.	\$ 795	N.A.
30 1/16"	N.A.	78 1/16"	1 3/16"	RATCL3078	\$ 917	N.A.	N.A.	N.A.
30 1/16"	N.A.	84 1/16"	1 3/16"	RATCL3084	\$1042	N.A.	N.A.	N.A.
30 1/16"	N.A.	90 1/8"	1 3/16"	RATCL3090	\$1158	N.A.	N.A.	N.A.
30 1/16"	N.A.	96 1/8"	1 3/16"	RATCL3096	\$1276	N.A.	N.A.	N.A.
30 1/16"	N.A.	108 1/8"	1 3/16"	RATCL30108	\$1534	N.A.	N.A.	N.A.
36 1/16"	37 13/16"	30"	1 3/16"	RATCL	N.A.	N.A.	\$ 395	N.A.
36 1/16"	37 13/16"	36"	1 3/16"	RATCL3636	\$ 621	\$621	N.A.	N.A.
36 1/16"	37 13/16"	42"	1 3/16"	RATCL	N.A.	N.A.	\$ 700	N.A.
36 1/16"	37 13/16"	60 1/16"	1 3/16"	RATCL	N.A.	N.A.	\$ 749	N.A.
36 1/16"	37 13/16"	72 1/16"	1 3/16"	RATCL3672	\$ 855	\$855	N.A.	N.A.
36 1/16"	37 13/16"	90 1/8"	1 3/16"	RATCL	N.A.	N.A.	\$1166	N.A.
36 1/16"	37 13/16"	108 1/8"	1 3/16"	RATCL	N.A.	N.A.	\$1541	N.A.
46 5/16"	48 1/16"	36"	1 3/16"	RATCL4836	\$ 700	\$700	N.A.	N.A.
46 5/16"	48 1/16"	72 1/16"	1 3/16"	RATCL4872	\$ 959	\$959	N.A.	N.A.



Individual File Composite Veneer Tops

15"	N.A.	24"	1 3/16"	RATW1524	\$ 750	N.A.	N.A.	N.A.
15"	N.A.	30"	1 3/16"	RATW1530	\$ 770	N.A.	N.A.	N.A.
15"	N.A.	36"	1 3/16"	RATW1536	\$ 786	N.A.	N.A.	N.A.
15"	N.A.	42"	1 3/16"	RATW1542	\$ 883	N.A.	N.A.	N.A.
18"	18 7/8"	30"	1 3/16"	RATW1830	\$ 781	\$781	N.A.	N.A.
18"	18 7/8"	36"	1 3/16"	RATW1836	\$ 797	\$797	N.A.	N.A.
18"	18 7/8"	42"	1 3/16"	RATW1842	\$ 899	\$899	N.A.	N.A.
23 1/8"	24"	30"	1 3/16"	RATW2430	\$ 810	\$810	N.A.	N.A.
23 1/8"	24"	36"	1 3/16"	RATW2436	\$ 831	\$831	N.A.	N.A.

► Specification Information, continued on next page

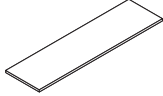


For Canadian Pricing
Multiply U.S. Price by the
Canadian price factor.
► See page 1 for details.

► Specification Information, continued from previous page

Specification Information

Tip: Your specification is not complete until you add a suffix to the style number to define the front style (for example, **RATL1524** becomes **RATL1524F** for a top to be used on a flush front unit). No suffix needed for **RATCL** or **RATCW** styles.



Dimensions		W	H	Style Number	U.S. Base Prices			
D	Flush Steel Front	Proud Steel/ Proud Wood			Flush Steel Front	Proud Steel/ Proud Comp Veneer/ Proud Wood Front	No Suffix Needed	Full-Fill Finish on Wood Group 1
					Suffix F	Suffix P		

Composite Veneer Common Tops

15"	N.A.	48 1/16"	1 3/16"	RATCW1548	\$ 929	N.A.	N.A.	N.A.
15"	N.A.	60 1/16"	1 3/16"	RATCW1560	\$1091	N.A.	N.A.	N.A.
15"	N.A.	66 1/16"	1 3/16"	RATCW1566	\$1145	N.A.	N.A.	N.A.
15"	N.A.	72 1/16"	1 3/16"	RATCW1572	\$1206	N.A.	N.A.	N.A.
15"	N.A.	72 1/8"	1 3/16"	RATCW	N.A.	N.A.	\$1206	N.A.
15"	N.A.	78 1/16"	1 3/16"	RATCW1578	\$1447	N.A.	N.A.	N.A.
15"	N.A.	84 1/16"	1 3/16"	RATCW1584	\$1638	N.A.	N.A.	N.A.
15"	N.A.	90 1/8"	1 3/16"	RATCW1590	\$1738	N.A.	N.A.	N.A.
15"	N.A.	96 1/8"	1 3/16"	RATCW1596	\$1914	N.A.	N.A.	N.A.
18"	18 7/8"	60 1/16"	1 3/16"	RATCW1860	\$1100	\$1100	N.A.	N.A.
18"	18 7/8"	66 1/16"	1 3/16"	RATCW1866	\$1158	\$1158	N.A.	N.A.
18"	18 7/8"	72 1/16"	1 3/16"	RATCW1872	\$1221	\$1221	N.A.	N.A.
18"	18 7/8"	78 1/16"	1 3/16"	RATCW1878	\$1457	\$1457	N.A.	N.A.
18"	18 7/8"	84 1/16"	1 3/16"	RATCW1884	\$1657	\$1657	N.A.	N.A.
18"	18 7/8"	90 1/8"	1 3/16"	RATCW1890	\$1751	\$1751	N.A.	N.A.
18"	18 7/8"	96 1/8"	1 3/16"	RATCW1896	\$1930	\$1930	N.A.	N.A.
23 1/8"	24"	60 1/16"	1 3/16"	RATCW2460	\$1130	\$1130	N.A.	N.A.
23 1/8"	24"	66 1/16"	1 3/16"	RATCW2466	\$1186	\$1186	N.A.	N.A.
23 1/8"	24"	72 1/16"	1 3/16"	RATCW2472	\$1261	\$1261	N.A.	N.A.
23 1/8"	24"	90 1/8"	1 3/16"	RATCW2490	\$1872	\$1872	N.A.	N.A.
23 1/8"	24"	96 1/8"	1 3/16"	RATCW2496	\$2064	\$2064	N.A.	N.A.
30 1/16"	N.A.	24"	1 3/16"	RATCW	N.A.	N.A.	\$ 810	N.A.
30 1/16"	N.A.	30"	1 3/16"	RATCW	N.A.	N.A.	\$ 847	N.A.
30 1/16"	N.A.	36"	1 3/16"	RATCW	N.A.	N.A.	\$ 881	N.A.
30 1/16"	N.A.	42"	1 3/16"	RATCW	N.A.	N.A.	\$ 998	N.A.
30 1/16"	N.A.	48 1/16"	1 3/16"	RATCW3048	\$1134	N.A.	N.A.	N.A.
30 1/16"	N.A.	60 1/16"	1 3/16"	RATCW3060	\$1279	N.A.	N.A.	N.A.
30 1/16"	N.A.	66 1/16"	1 3/16"	RATCW3066	\$1341	N.A.	N.A.	N.A.
30 1/16"	N.A.	72 1/16"	1 3/16"	RATCW3072	\$1406	N.A.	N.A.	N.A.
30 1/16"	N.A.	72 1/8"	1 3/16"	RATCW	N.A.	N.A.	\$1406	N.A.
30 1/16"	N.A.	78 1/16"	1 3/16"	RATCW3078	\$1722	N.A.	N.A.	N.A.
30 1/16"	N.A.	84 1/16"	1 3/16"	RATCW3084	\$1953	N.A.	N.A.	N.A.
30 1/16"	N.A.	90 1/8"	1 3/16"	RATCW3090	\$2065	N.A.	N.A.	N.A.



For Canadian Pricing
Multiply U.S. Price by the Canadian price factor.

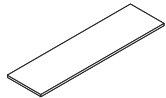
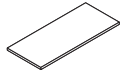
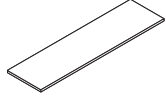
► See page 1 for details.

► Specification Information, continued on next page

Field Installed Tops, continued

► Specification Information, continued from previous page

Tip: Your specification is not complete until you add a suffix to the style number to define the front style (for example, **RATL1524** becomes **RATL1524F** for a top to be used on a flush front unit). No suffix needed for **RATCL** or **RATCW** styles.



Specification Information

Dimensions D	W	H	Style Number	U.S. Base Prices			
				Flush Steel Front	Proud Steel/ Proud Comp Veneer/ Proud Wood Front	No Suffix Needed	Full-Fill Finish on Wood Group 1
				Suffix F	Suffix P		

Composite Veneer Common Tops, continued

30 1/16"	N.A.	96 1/8"	1 3/16"	RATCW3096	\$2275	N.A.	N.A.	N.A.
36 1/16"	37 13/16"	30"	1 3/16"	RATCW	N.A.	N.A.	\$ 947	N.A.
36 1/16"	37 13/16"	42"	1 3/16"	RATCW	N.A.	N.A.	\$1223	N.A.
36 1/16"	37 13/16"	60 1/16"	1 3/16"	RATCW	N.A.	N.A.	\$1496	N.A.
36 1/16"	37 13/16"	84 1/16"	1 3/16"	RATCW	N.A.	N.A.	\$2465	N.A.
36 1/16"	37 13/16"	90 1/8"	1 3/16"	RATCW	N.A.	N.A.	\$2755	N.A.
36 1/16"	37 13/16"	108 1/8"	1 3/16"	RATCW	N.A.	N.A.	\$3092	N.A.
.

Individual File Wood Tops

15"	N.A.	24"	1 3/16"	RATW1524	\$ 797	N.A.	N.A.	\$ 845
15"	N.A.	30"	1 3/16"	RATW1530	\$ 818	N.A.	N.A.	\$ 866
15"	N.A.	36"	1 3/16"	RATW1536	\$ 834	N.A.	N.A.	\$ 882
15"	N.A.	42"	1 3/16"	RATW1542	\$ 937	N.A.	N.A.	\$ 985
18"	18 7/8"	30"	1 3/16"	RATW1830	\$ 829	\$ 781	N.A.	\$ 877
18"	18 7/8"	36"	1 3/16"	RATW1836	\$ 844	\$ 797	N.A.	\$ 892
18"	18 7/8"	42"	1 3/16"	RATW1842	\$ 954	\$ 899	N.A.	\$1002
23 1/8"	24"	30"	1 3/16"	RATW2430	\$ 858	\$ 810	N.A.	\$ 906
23 1/8"	24"	36"	1 3/16"	RATW2436	\$ 879	\$ 831	N.A.	\$ 927
.

Wood Common Tops

15"	N.A.	48 1/16"	1 3/16"	RATCW1548	\$ 979	N.A.	N.A.	\$1027
15"	N.A.	60 1/16"	1 3/16"	RATCW1560	\$1152	N.A.	N.A.	\$1228
15"	N.A.	66 1/16"	1 3/16"	RATCW1566	\$1204	N.A.	N.A.	\$1280
15"	N.A.	72 1/16"	1 3/16"	RATCW1572	\$1264	N.A.	N.A.	\$1340
15"	N.A.	72 1/8"	1 3/16"	RATCW	N.A.	N.A.	\$1206	\$1347
15"	N.A.	78 1/16"	1 3/16"	RATCW1578	\$1512	N.A.	N.A.	\$1588
15"	N.A.	84 1/16"	1 3/16"	RATCW1584	\$1711	N.A.	N.A.	\$1787
15"	N.A.	90 1/8"	1 3/16"	RATCW1590	\$1812	N.A.	N.A.	\$1888
15"	N.A.	96 1/8"	1 3/16"	RATCW1596	\$1995	N.A.	N.A.	\$2071

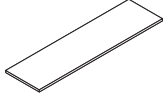


For Canadian Pricing
Multiply U.S. Price by the
Canadian price factor.
► See page 1 for details.

► Specification Information, continued from previous page

Specification Information

Tip: Your specification is not complete until you add a suffix to the style number to define the front style (for example, **RATL1524** becomes **RATL1524F** for a top to be used on a flush front unit). No suffix needed for **RATCL** or **RATCW** styles.



Dimensions D	W	H	Style Number	U.S. Base Prices			
				Flush Steel Front	Proud Steel/ Proud Comp Veneer/ Proud Wood Front	No Suffix Needed	Full-Fill Finish on Wood Group 1
				Suffix F	Suffix P		

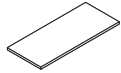
Wood Common Tops

18"	18 ⁷ / ₈ "	60 ¹ / ₁₆ "	1 ³ / ₁₆ "	RATCW1860	\$1161	\$1161	N.A.	\$1237
18"	18 ⁷ / ₈ "	66 ¹ / ₁₆ "	1 ³ / ₁₆ "	RATCW1866	\$1217	\$1217	N.A.	\$1293
18"	18 ⁷ / ₈ "	72 ¹ / ₁₆ "	1 ³ / ₁₆ "	RATCW1872	\$1280	\$1280	N.A.	\$1356
18"	18 ⁷ / ₈ "	78 ¹ / ₁₆ "	1 ³ / ₁₆ "	RATCW1878	\$1522	\$1522	N.A.	\$1598
18"	18 ⁷ / ₈ "	84 ¹ / ₁₆ "	1 ³ / ₁₆ "	RATCW1884	\$1732	\$1732	N.A.	\$1844
18"	18 ⁷ / ₈ "	90 ¹ / ₈ "	1 ³ / ₁₆ "	RATCW1890	\$1825	\$1825	N.A.	\$1937
18"	18 ⁷ / ₈ "	96 ¹ / ₈ "	1 ³ / ₁₆ "	RATCW1896	\$2011	\$2011	N.A.	\$2123
23 ¹ / ₈ "	24"	60 ¹ / ₁₆ "	1 ³ / ₁₆ "	RATCW2460	\$1191	\$1191	N.A.	\$1267
23 ¹ / ₈ "	24"	66 ¹ / ₁₆ "	1 ³ / ₁₆ "	RATCW2466	\$1247	\$1247	N.A.	\$1359
23 ¹ / ₈ "	24"	72 ¹ / ₁₆ "	1 ³ / ₁₆ "	RATCW2472	\$1322	\$1322	N.A.	\$1434
23 ¹ / ₈ "	24"	90 ¹ / ₈ "	1 ³ / ₁₆ "	RATCW2490	\$1950	\$1950	N.A.	\$2062
23 ¹ / ₈ "	24"	96 ¹ / ₈ "	1 ³ / ₁₆ "	RATCW2496	\$2151	\$2151	N.A.	\$2263
30 ¹ / ₁₆ "	N.A.	24"	1 ³ / ₁₆ "	RATCW	N.A.	N.A.	\$ 810	\$ 895
30 ¹ / ₁₆ "	N.A.	30"	1 ³ / ₁₆ "	RATCW	N.A.	N.A.	\$ 847	\$ 932
30 ¹ / ₁₆ "	N.A.	36"	1 ³ / ₁₆ "	RATCW	N.A.	N.A.	\$ 881	\$1022
30 ¹ / ₁₆ "	N.A.	42"	1 ³ / ₁₆ "	RATCW	N.A.	N.A.	\$ 998	\$1139
30 ¹ / ₁₆ "	N.A.	48 ¹ / ₁₆ "	1 ³ / ₁₆ "	RATCW3048	\$1189	N.A.	N.A.	\$1265
30 ¹ / ₁₆ "	N.A.	60 ¹ / ₁₆ "	1 ³ / ₁₆ "	RATCW3060	\$1340	N.A.	N.A.	\$1452
30 ¹ / ₁₆ "	N.A.	66 ¹ / ₁₆ "	1 ³ / ₁₆ "	RATCW3066	\$1403	N.A.	N.A.	\$1515
30 ¹ / ₁₆ "	N.A.	72 ¹ / ₁₆ "	1 ³ / ₁₆ "	RATCW3072	\$1467	N.A.	N.A.	\$1579
30 ¹ / ₁₆ "	N.A.	72 ¹ / ₈ "	1 ³ / ₁₆ "	RATCW	N.A.	N.A.	\$1406	\$1594
30 ¹ / ₁₆ "	N.A.	78 ¹ / ₁₆ "	1 ³ / ₁₆ "	RATCW3078	\$1803	N.A.	N.A.	\$1958
30 ¹ / ₁₆ "	N.A.	84 ¹ / ₁₆ "	1 ³ / ₁₆ "	RATCW3084	\$2044	N.A.	N.A.	\$2199
30 ¹ / ₁₆ "	N.A.	90 ¹ / ₈ "	1 ³ / ₁₆ "	RATCW3090	\$2156	N.A.	N.A.	\$2311
30 ¹ / ₁₆ "	N.A.	96 ¹ / ₈ "	1 ³ / ₁₆ "	RATCW3096	\$2375	N.A.	N.A.	\$2530
36 ¹ / ₁₆ "	37 ¹³ / ₁₆ "	30"	1 ³ / ₁₆ "	RATCW	N.A.	N.A.	\$ 947	\$1008
36 ¹ / ₁₆ "	37 ¹³ / ₁₆ "	42"	1 ³ / ₁₆ "	RATCW	N.A.	N.A.	\$1223	\$1364
36 ¹ / ₁₆ "	37 ¹³ / ₁₆ "	60 ¹ / ₁₆ "	1 ³ / ₁₆ "	RATCW	N.A.	N.A.	\$1496	\$1684
36 ¹ / ₁₆ "	37 ¹³ / ₁₆ "	84 ¹ / ₁₆ "	1 ³ / ₁₆ "	RATCW	N.A.	N.A.	\$2465	\$2722
36 ¹ / ₁₆ "	37 ¹³ / ₁₆ "	90 ¹ / ₈ "	1 ³ / ₁₆ "	RATCW	N.A.	N.A.	\$2755	\$3012
36 ¹ / ₁₆ "	37 ¹³ / ₁₆ "	108 ¹ / ₈ "	1 ³ / ₁₆ "	RATCW	N.A.	N.A.	\$3092	\$3405



For Canadian Pricing
Multiply U.S. Price by the
Canadian price factor.
► See page 1 for details.

Square Edge Tops with 1/2" Cord Drop



Tip: Square edge tops with 1/2" cord drop should be used with storage with recessed back.

Tip: Contact Specials for square edge tops placed over group storage and placed back-to-back to ensure correct sizing for the application.

Tip: Attachment hardware ships with the file cabinet. Additional screws can be ordered from Service Parts: 855010126MP (quantity of 100).

For laminate price group 2 and laminate price group 3 pricing, please refer to the electronic catalog or SmartTools.

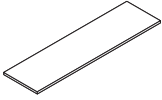
Standard Includes		Required to Specify	
► Need help? Product details, page 100	<ul style="list-style-type: none"> 1 3/16"H top with square edge profile on all sides: laminate price group 1 1 mm edges: plastic 	1 Style number 2 Laminate color number for top 3 Plastic color number for 1 mm edges of laminate top 4 Options, if selected (see below) ► See <i>Surface Materials</i> , page 439.	

Options	U.S. Price	Required to Specify	
Surface Materials	Laminate top		
	<ul style="list-style-type: none"> Laminate price group 2 Laminate price group 3 Open Line laminate 	See information at left See information at left +\$105 plus cost of laminate	
	Door		
	<ul style="list-style-type: none"> Paint Anodized aluminum 	No cost +\$ 13 per door	
		Specify laminate color number. Specify laminate color number. ► See <i>Surface Materials Reference Manual</i> .	
		Specify paint color. Specify with 8043 Clear Anodized Aluminum.	

Power Access Door	Applies to 30"W <ul style="list-style-type: none"> No power access Power access door center Applies to 36"W to 48"W <ul style="list-style-type: none"> No power access Power access door center Power access door left Power access door right Applies to 54"W to 66"W <ul style="list-style-type: none"> No power access Power access door center Power access door left Power access door right Power access door left and right Applies to 72"W to 96"W <ul style="list-style-type: none"> No power access Power access door center Power access door left Power access door right Power access door left and right Power access door left and center Power access door right and center Power access door left, right, and center 	No cost +\$140 No cost +\$140 +\$140 +\$140 No cost +\$140 +\$140 +\$140 +\$280 No cost +\$140 +\$140 +\$140 +\$280 +\$280 +\$280 +\$420	Specify with no power access. Specify with power access door center. Specify with no power access. Specify with power access door center. Specify with power access door left. Specify with power access door right. Specify with no power access. Specify with power access door center. Specify with power access door left. Specify with power access door right. Specify with power access door left and right. Specify with no power access. Specify with power access door center. Specify with power access door left. Specify with power access door right. Specify with power access door left and right. Specify with power access door left and center. Specify with power access door right and center. Specify with power access door left, right, and center.	
--------------------------	--	--	---	--



For Canadian Pricing
 Multiply U.S. Price by the Canadian price factor.
 ► See page 1 for details.



Specification Information

Dimensions			Style	U.S.
D	W	H	Number	Base
				Price

Individual File Laminate Tops

18 ³ / ₈ "	30"	1 ³ / ₁₆ "	TSBST1830	\$277
18 ³ / ₈ "	36"	1 ³ / ₁₆ "	TSBST1836	\$299
18 ³ / ₈ "	42"	1 ³ / ₁₆ "	TSBST1842	\$324
23 ¹ / ₂ "	30"	1 ³ / ₁₆ "	TSBST2430	\$304
23 ¹ / ₂ "	36"	1 ³ / ₁₆ "	TSBST2436	\$324
23 ¹ / ₂ "	42"	1 ³ / ₁₆ "	TSBST2442	\$347

Laminate Common Tops

18 ³ / ₈ "	48"	1 ³ / ₁₆ "	TSBST1848	\$387
18 ³ / ₈ "	54"	1 ³ / ₁₆ "	TSBST1854	\$414
18 ³ / ₈ "	60"	1 ³ / ₁₆ "	TSBST1860	\$449
18 ³ / ₈ "	66"	1 ³ / ₁₆ "	TSBST1866	\$519
18 ³ / ₈ "	72"	1 ³ / ₁₆ "	TSBST1872	\$583
18 ³ / ₈ "	78"	1 ³ / ₁₆ "	TSBST1878	\$742
18 ³ / ₈ "	84"	1 ³ / ₁₆ "	TSBST1884	\$784
18 ³ / ₈ "	90"	1 ³ / ₁₆ "	TSBST1890	\$828
18 ³ / ₈ "	96"	1 ³ / ₁₆ "	TSBST1896	\$868
23 ¹ / ₂ "	48"	1 ³ / ₁₆ "	TSBST2448	\$413
23 ¹ / ₂ "	54"	1 ³ / ₁₆ "	TSBST2454	\$443
23 ¹ / ₂ "	60"	1 ³ / ₁₆ "	TSBST2460	\$470
23 ¹ / ₂ "	66"	1 ³ / ₁₆ "	TSBST2466	\$528
23 ¹ / ₂ "	72"	1 ³ / ₁₆ "	TSBST2472	\$588
23 ¹ / ₂ "	78"	1 ³ / ₁₆ "	TSBST2478	\$786
23 ¹ / ₂ "	84"	1 ³ / ₁₆ "	TSBST2484	\$870
23 ¹ / ₂ "	90"	1 ³ / ₁₆ "	TSBST2490	\$905
23 ¹ / ₂ "	96"	1 ³ / ₁₆ "	TSBST2496	\$968



For Canadian Pricing
Multiply U.S. Price by the
Canadian price factor.
► See page 1 for details.

Adjustable Shelves

Adjustable Steel Standard Shelves

For Use with Towers



Tip: Adjustable shelves are for field installation only.

Standard Includes	Required to Specify
-------------------	---------------------

- | | | |
|--|--|---|
| <ul style="list-style-type: none"> ▶ Need help? Product details, page 102 | <ul style="list-style-type: none"> • ¾"H adjustable shelf: all paint price groups • Set of adjustable brackets: black only | <ul style="list-style-type: none"> 1 Style number 2 Paint color number for shelf ▶ See <i>Surface Materials</i>, page 440. |
|--|--|---|

Specification Information

• Dimensions	• Style	• U.S.
D W	Number	Price

For Use with Open Side Towers

24"	15"	RXSA2415	\$90
30"	15"	RXSA3015	\$98

For Use with Dual Door Towers

24"	15"	RXSAFFT2415	\$90
-----	-----	--------------------	------

Adjustable Glass Shelves

For Use with Open Side Towers Only



Tip: Adjustable shelves are for field installation only.

Standard Includes	Required to Specify
-------------------	---------------------

- | | | |
|--|---|--|
| <ul style="list-style-type: none"> ▶ Need help? Product details, page 102 | <ul style="list-style-type: none"> • ¾"H adjustable shelf: frosted glass only • Set of four adjustable brackets: black only | <ul style="list-style-type: none"> Style number |
|--|---|--|

Specification Information

• Dimensions	• Style	• U.S.
D W	Number	Price

24"	15"	RXSG2415	\$224
30"	15"	RXSG3015	\$250



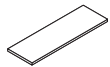
For Canadian Pricing

Multiply U.S. Price by the Canadian price factor.

▶ See page 1 for details.

Adjustable Steel Standard Shelves

For Use with Bookcases, Combination Cabinets, and Storage Cabinets



Tip: Adjustable shelves are for field installation only.

Tip: When ordering additional adjustable shelves for cabinets with partitions, note that the partition and coat space occupy 6" of the case interior. Order shelves 6" shorter than the overall width of the cabinet.

Standard Includes

- ▶ Need help? Product details, page 102
- ¾"H adjustable shelf: all paint price groups
- Set of four adjustable brackets: black only

Required to Specify

- 1 Style number
- 2 Paint color number for shelf
- ▶ See *Surface Materials*, page 440.

Specification Information

Dimensions		Style	U.S.
D	W	Number	Price
:	:	:	:

For Use with Bookcases

15"	24"	RXSA1524	\$ 90
15"	30"	RXSA1530	\$ 98
15"	36"	RXSA1536	\$111
15"	42"	RXSA1542	\$144
:	:	:	:

For Use with Combination Cabinets and Storage Cabinets

18"	30"	RXSA1830	\$111
18"	36"	RXSA1836	\$115
18"	42"	RXSA1842	\$149
24"	24"	RXSA2424	\$111
24"	30"	RXSA2430	\$115
24"	36"	RXSA2436	\$135
:	:	:	:



For Canadian Pricing

Multiply U.S. Price by the Canadian price factor.

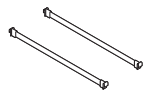
▶ See page 1 for details.

Steel Storage Accessories

Rails

For Use in Pedestals Manufactured after February 22, 2004

For Use in Universal Towers



Tip: Two rails per drawer accommodate side-to-side filing of letter-, A4-, and legal-size hanging folders. Exception: Legal-size file folders cannot be filed in 18"D pedestals.

Tip: For pedestals manufactured on or before February 22, 2004, see Service Parts catalog.

Standard Includes	Required to Specify
<p>► Need help? Product details, page 103</p> <ul style="list-style-type: none">• Package of two rails: black only	Style number

Specification Information

Width	Style Number	U.S. Price
12"	RXADRL15	\$38

Dividers

For Use in Pedestals Manufactured after February 22, 2004

For Use in Universal Towers

Tip: For pedestals manufactured on or before February 22, 2004, see Service Parts catalog.

Standard Includes	Required to Specify
<p>► Need help? Product details, page 103</p> <ul style="list-style-type: none">• Package of dividers: black only	Style number

Specification Information

Width	Quantity	Style Number	U.S. Price
-------	----------	--------------	------------

For Use in 6"H Drawers

12"	2	RDV1506	\$ 61
-----	---	----------------	-------

For Use in 12"H Drawers

12"	2	RDV1512	\$ 65
12"	10	RDV151210	\$304



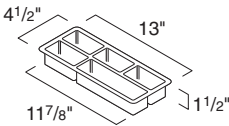
For Canadian Pricing

Multiply U.S. Price by the Canadian price factor.

► See page 1 for details.

Pencil Tray

For Use in Pedestals and Universal Towers

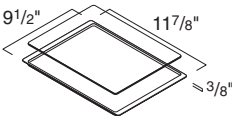


Tip: Pedestals with box drawers include one pencil tray per pedestal.

Standard Includes		Required to Specify
<div><div>▶ Need help? Product details, page 104</div><div>• Pencil tray: black only</div></div>		Style number
Specification Information		
• Style Number	• U.S. Price	
RPXDPT	\$52	

Reference Shelf

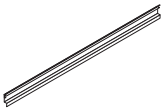
For Use in Pedestals Manufactured after February 22, 2004
For Use in Universal Towers



Standard Includes		Required to Specify
<div><div>▶ Need help? Product details, page 104</div><div>• Reference shelf: black only • Insert: clear plastic only</div></div>		Style number
Specification Information		
• Style Number	• U.S. Price	
RPXDRS	\$76	

Hanging Folder Bars

For Use with Universal Lateral Files and Universal Combination Cabinets Manufactured on or after October 17, 2005

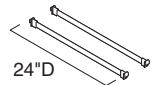
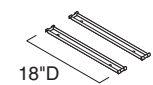


Standard Includes		Required to Specify
<div><div>▶ Need help? Product details, page 104</div><div>• Hanging folder bar: black only</div></div>		Style number
Specification Information		
• Width	• Style Number	• U.S. Price
30"	RAHF30	\$23
36"	RAHF36	\$23
42"	RAHF42	\$23

 **For Canadian Pricing**
Multiply U.S. Price by the Canadian price factor.
▶ See page 1 for details.

Rails

For Use with Lateral Files and Combination Cabinets



Tip: All drawer sizes require two rails per drawer for maximum capacity front-to-back filing.

Tip: Actual rail dimensions are 15½"D for an 18"D cabinet and 20"D for a 24"D cabinet.

Standard Includes		Required to Specify
► Need help? Product details, page 104	• Package of two or four rails: black only	Style number

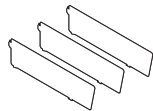
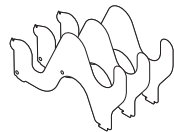
Specification Information		
Depth	Style Number	U.S. Price
Package of Two		
18"	800RW	\$52
24"	RXADRL24	\$38
Package of Four		
24"	RXADRL2442	\$72

Dividers

For Use in Universal Lateral Files and Combination Cabinets

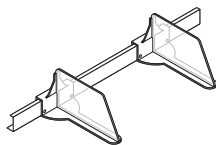
Standard Includes		Required to Specify
► Need help? Product details, page 105	• Carton of three dividers: black only	Style number

Specification Information			
Dimensions			U.S. Price
D	W	H	Style Number
For Use in 12"H Drawers or 12"H Roll-Out Shelves			
11⅞"	1/16"	6¼"	800DV12
			\$39
For Use in 6"H Roll-Out Shelves or Drawers and 9"H Drawers			
13½"	1/16"	3⅝"	800DV6
			\$39



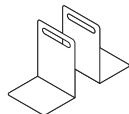
 **For Canadian Pricing**
Multiply U.S. Price by the Canadian price factor.
► See page 1 for details.

Shelf Divider Assembly



Standard Includes		Required to Specify
► Need help? Product details, page 105	<ul style="list-style-type: none">• Divider bracket: black only• Two dividers: clear plastic	Style number
Specification Information		
• Width	• Style Number	• U.S. Price
30"	RASTDIV30	\$149
36"	RASTDIV36	\$149
42"	RASTDIV42	\$149
.	.	.

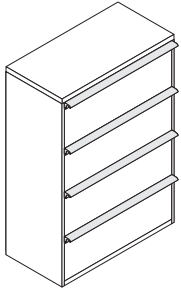
Bookends



Standard Includes		Required to Specify
► Need help? Product details, page 105	<ul style="list-style-type: none">• Package of two or twenty bookends: 6695 Midnight only	Style number
Specification Information		
• Style Number	• Quantity	• U.S. Price
KDIV02	2	\$ 49
KDIV20	20	\$460
.	.	.


For Canadian Pricing
Multiply U.S. Price by the
Canadian price factor.
► See page 1 for details.

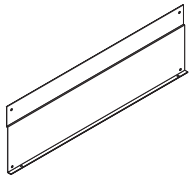
Wood Drawer Pulls



Standard Includes		Required to Specify
► Need help? Product details, page 106	• Pull: wood group 1	1 Style number 2 Wood color number 3 Options, if selected (see below) ► See <i>Surface Materials</i> , page 440.
Options		Required to Specify
Surface Materials	• Customiz stain	No cost Specify with <i>Customiz stain</i> . ► See <i>Surface Materials Reference Manual</i> .
Specification Information		
• Width	• Style Number	• U.S. Price
15"	RPULL15W	\$255
30"	RPULL30W	\$348
36"	RPULL36W	\$394
42"	RPULL42W	\$442
:	:	:

Counterweight Packages

For Use with Universal One-High, 1.5-High, and Two Drawer Lateral Files



Tip: Use these counterweights with Two Drawer lateral files with FrameOne foot or c:scape glide base.

Standard Includes		Required to Specify
► Need help? Product details, page 6	• Counterweight: black only • Attachment hardware	1 Style number 2 Paint color number for packages D, E, and F only ► See <i>Surface Materials</i> , page 440.
Specification Information		
• Package Name	• Style Number	• U.S. Price
Package 30	RAACW30	\$338
Package 36	RAACW36	\$338
Package 42	RAACW42	\$338
Package D	RAACWD	\$185
Package E	RAACWE	\$242
Package F	RAACWF	\$338
:	:	:



For Canadian Pricing
Multiply U.S. Price by the
Canadian price factor.
► See page 1 for details.

Counterweight Retro Kit

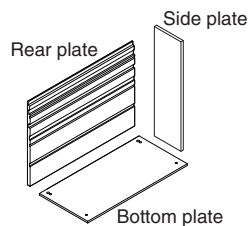
For Use with Universal One-High and Two Drawer Lateral Files

*Tip: Use this retrofit kit when ordering **RAACW30**, **RAACW36**, or **RAACW42**. For use on a One-High or Two-Drawer lateral files with feet that was manufactured prior to February 21, 2020.*

Standard Includes		Required to Specify
• Counterweight retrofit kit		Style number
Specification Information		
• Style Number	• U.S. Price	
RAACWR	\$107	
:	:	

Counterweight Packages

For Use with Universal 2H, 3H, 4H, and 5H Lateral Files, and Combination Cabinets



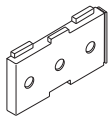
Tip: Use these counterweights with Two Drawer lateral files with Universal base.

Standard Includes		Required to Specify			
▶ Need help? Product details, page 6	• Counterweight: black only • Attachment hardware	Style number			
Specification Information					
• Package Number	• Style Number	• U.S. Price	• Package Number	• Style Number	• U.S. Price
Package 1	RAACW1	\$185	Package 5	RAACW5	\$338
Package 2	RAACW2	\$185	Package 6	RAACW6	\$338
Package 3	RAACW3	\$185	Package 7	RAACW7	\$343
Package 4	RAACW4	\$241	Package 8	RAACW8	\$343

 **For Canadian Pricing**
Multiply U.S. Price by the Canadian price factor.
▶ See page 1 for details.

Counterweight Packages

For Use with Universal Towers

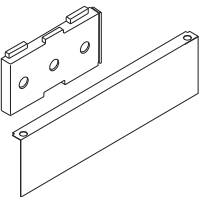


Tip: Tower packages 1 and 2 are for 18"D and 24"D units and tower package 3 is for 30"D units.

Standard Includes		Required to Specify
► Need help? Product details, page 6	<ul style="list-style-type: none">Counterweight: black onlyAttachment hardware	Style number
Specification Information		
Package Name	Style Number	U.S. Price
Tower package 1	RAACT1	\$165
Tower package 2	RAACT2	\$203
Tower package 3	RAACT3	\$165

Counterweight Packages

For Use with Bookcases

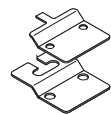


Tip: For use with bookcases with 1½"H or 3"H base.

Standard Includes		Required to Specify
► Need help? Product details, page 6	<ul style="list-style-type: none">Counterweight: black onlyCover: paint	1 Style number 2 Paint color number for cover ► See <i>Surface Materials</i> , page 440.
Specification Information		
For Use with	Style Number	U.S. Price
24"W bookcases	RAACB2401	\$149
30"W bookcases	RAACB3001	\$161
36"W bookcases	RAACB3601	\$195
42"W bookcases	RAACB4201	\$209

 **For Canadian Pricing**
Multiply U.S. Price by the Canadian price factor.
► See page 1 for details.

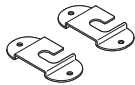
Anchor Bracket Package for Products with Glides



Tip: Four bracket packages are required for each cabinet.

Standard Includes		Required to Specify
► Need help? Product details, page 106	• Two-piece anchor bracket and attachment hardware	Style number
Specification Information		
• Style • Number	• U.S. • Price	
RAANBRK	\$55	

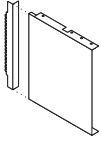
Anchor Bracket Package for FrameOne Feet



Standard Includes		Required to Specify
► Need help? Product details, page 106	• Brackets	Style number
Specification Information		
• Style • Number	• U.S. • Price	
FMFA	\$75	


For Canadian Pricing
Multiply U.S. Price by the
Canadian price factor.
► See page 1 for details.

Underworksurface Lateral File Fillers



Tip: Order filler to match nominal depth of worksurfaces.

Tip: 24"D filler is used with 18"D storage. 30"D filler is used with 18"D or 24"D storage.

Tip: Fillers are for use with a Universal 3" base only.

Standard Includes	Required to Specify
<ul style="list-style-type: none"> Need help? Product details, page 107 Filler: paint 	<ul style="list-style-type: none"> 1 Style number 2 Paint color number 3 Options, if selected (see below) <p>► See <i>Surface Materials</i>, page 440.</p>

Options	U.S. Price	Required to Specify
Surface Materials <ul style="list-style-type: none"> Paint price group 1 Paint price group 2 Paint price group 3 	No cost +\$46 +\$76	Specify paint color number. Specify paint color number. Specify paint color number.

Specification Information

Depth	Style Number	U.S. Base Price
:	:	:

For Lateral Files with Flush Steel Fronts

24"	ULFF24F	\$83
30"	ULFF30F	\$83
:	:	:

For Lateral Files with Proud Fronts

24"	ULFF24P	\$83
30"	ULFF30P	\$83
:	:	:

Attachment Cable



Tip: For use with under-worksurface lateral files.

Standard Includes	Required to Specify
<ul style="list-style-type: none"> Attachment cable Package of 1 or 25 	Style number

Specification Information

Style Number	U.S. Price
PAB12 (package of 1)	\$ 32
PAB12M (package of 25)	\$509
:	:




For Canadian Pricing
 Multiply U.S. Price by the Canadian price factor.
 ► See page 1 for details.

Specifying WorkValet Lockers

WorkValet Lockers	334
WorkValet Lockers—Leg Base	368
Adjustable Shelf	400
WorkValet Digilock Keys	402
WorkValet Surrounds	404
WorkValet Accessories	412

WorkValet Lockers



► Need help?
Product details,
page 124

Standard Includes

- Locker: Low-Pressure Laminate price group 1
- Headset: Low-Pressure Laminate price group 1
- Pulls: metal
- Lock face ring with plastic plug to accommodate lock cylinder: 9201 Polished Chrome
- Fixed shelf on one-door units 54"H and taller
- Two coat hooks on 18"D locker, if selected
- One coat rod on 24"D locker, if selected
- 1¼" adjustable leveling glides
- Ganging hardware

Required to Specify

- 1 Style number
 - 2 Depth (see below under Required Selections)
 - 3 Width (see below under Required Selections)
 - 4 Height (see below under Required Selections)
 - 5 Laminate color for locker
 - 6 Laminate color for headset
 - 7 Color number for pull(s)
 - 8 Options, if selected (see below)
- See *Surface Materials*, page 440.

Tip: Widths do not apply to all configurations.

	Required Selections	U.S. Price	Required to Specify
Depth	<ul style="list-style-type: none"> • 18.875"D • 24"D 	Prices at right Prices at right	Specify with 18.875" depth. Specify with 24" depth.
Width	Single wide <ul style="list-style-type: none"> • 12"W • 15"W • 18"W Double wide <ul style="list-style-type: none"> • 24"W • 30"W • 36"W 	Prices at right Prices at right Prices at right Prices at right Prices at right Prices at right	Specify with 12" width. Specify with 15" width. Specify with 18" width. Specify with 24" width. Specify with 30" width. Specify with 36" width.
Height	<ul style="list-style-type: none"> • 41.75"H • 47.9375"H • 54.125"H • 66.5"H • 72"H 	Prices at right Prices at right Prices at right Prices at right Prices at right	Specify with 41.75" height. Specify with 47.9375" height. Specify with 54.125" height. Specify with 66.5" height. Specify with 72" height.

Tip: Heights do not apply to all configurations.

Tip: Lockers have an inset top construction which provides consistent door gaps and a tighter fit of adjacent units when ganged together. Surrounds are available to provide a clean visual, if needed.

For laminate price group 2, and laminate price group 3 pricing, please refer to the electronic catalog or SmartTools.

	Options	U.S. Price	Required to Specify
Surface Materials	Case finish <ul style="list-style-type: none"> • Low-Pressure Laminate (LPL) price group 1 • High-Pressure Laminate (HPL) price group 1 • High-Pressure Laminate (HPL) price group 2 • High-Pressure Laminate (HPL) price group 3 • Open Line laminate 	No cost Prices at right See information at left See information at left +\$105 plus cost of laminate	Specify laminate color number. Specify laminate color number. Specify laminate color number. Specify laminate color number. ► See <i>Surface Material Reference Manual</i> .
	Headset finish <ul style="list-style-type: none"> • Low-Pressure Laminate (LPL) price group 1 • High-Pressure Laminate (HPL) price group 1 • High-Pressure Laminate (HPL) price group 2 • High-Pressure Laminate (HPL) price group 3 • Open Line laminate 	No cost Prices at right See information at left See information at left +\$105 plus cost of laminate	Specify laminate color number. Specify laminate color number. Specify laminate color number. Specify laminate color number. ► See <i>Surface Material Reference Manual</i> .

Tip: Open Line laminate will only be charged once per locker, not per surface.

► Options, continued on next page



For Canadian Pricing
Multiply U.S. Price by the Canadian price factor.
► See page 1 for details.

► Options, continued from previous page

	Options	U.S. Price	Required to Specify
Remove Door	• Single one door/double two door	–\$ 71 per door	Specify with no door.
	• Single two door/double four door	–\$ 38 per door	Specify with no door.
	• Single three door/double six door	–\$ 27 per door	Specify with no door.
	• Single four door/double eight door	–\$ 22 per door	Specify with no door.
	• Single five door/double ten door	–\$ 18 per door	Specify with no door.
Hinge Location	• Door hinged left	No cost	Specify with door hinged left.
	• Door hinged right	No cost	Specify with door hinged right.
Headset	• Full front	No cost	Specify with full front headset.
	• Expressed toe kick	No cost	Specify with expressed toe kick headset.
	• Recessed toe kick	No cost	Specify with recessed toe kick headset.
	• Plinth base	No cost	Specify with plinth base.
Pull	• Contemporary	No cost	Specify with contemporary pull.
	• Handle	No cost	Specify with handle pull.
	• Ledge	No cost	Specify with ledge pull.
	• Jazz	+\$ 29 per pull	Specify with jazz pull.
	• Inset	+\$ 37 per pull	Specify with inset pull.
	• Nile	+\$ 38 per pull	Specify with nile pull.
	• Bar	+\$ 44 per pull	Specify with bar pull.
Lock and Keying	• Standard key plug	No cost	Specify with standard key plug.
	• Master key plug	+\$ 37 per lock	Specify with master key.
	• Digilock Versa keypad –standard	+\$230 per lock	Specify with Digilock Versa keypad.
	• Digilock Versa RFID–standard	+\$294 per lock	Specify with Digilock Versa RFID.
	• Digilock Aspire keypad	+\$474 per lock	Specify with Digilock Aspire Keypad.
	• Digilock Aspire RFID	+\$555 per lock	Specify with Digilock Aspire RFID.
	• Network lock	+\$617 per lock	Specify with network lock.
	• USB charging on network lock	+\$ 51 per lock	Specify with USB charging.
Shelf	• Adjustable shelf	Prices below	Specify with adjustable shelf.
Interior Configuration	• No hook	No cost	Specify with no coat hook.
	• Coat hooks	No cost	Specify with coat hooks.
	• Coat rod	+\$ 22	Specify with coat rod.
	• Personal shelf	+\$ 98 per shelf	Specify with personal shelf.
Options	• Name tag	+\$ 10 per name tag	Specify with name tag.
	• Mail slot	+\$ 15 per mail slot	Specify with mail slot.
Related Products	• Adjustable shelf		► Page 400
	• Digilock keys		► Page 402
	• Surrounds		► Pages 404–410
	• Accessories		► Page 412
	• Planter		► Page 414

► Options, continued on next page

Tip: Door can be removed per opening. Door one is the top door, door two is the next lowest door, etc. Door removal will be symmetrical on double columns. For instance, if door three is removed on a double column, the doors on the left and right will be removed.

Tip: Plinth base to be used in network locking applications.

Tip: Pulls are required when standard key plug or master key plug is selected.

Tip: Remember to specify lock cylinder and key.
► Lock cylinders, page 450

Tip: Network locks require plinth base.

Tip: If Digilock Versa or Aspire locks are selected, the Digilock programming key and manager key must be specified separately for proper setup. Additional keys are available.
► Page 402

Tip: Personal shelf and adjustable shelf option is per opening. For example, if one adjustable shelf is optioned on a 3-door unit, three adjustable shelves will be included.

Tip: Mail slot available in 15½"W minimum for single column and 31"W minimum for double column, for all locks except Versa RFID. Minimum width of locker with mail slot and Versa RFID is 16½"W single column and 33"W for double column.

Tip: See configuration rules on page 148.

Tip: Coat rod available on 24"D lockers only regardless of height when door is present. Coat rod available on 18⅞"D lockers when all doors are removed.

Tip: Pricing is per shelf.
Adjustable shelf option
applies per opening.

**For laminate price
group 2, and laminate
price group 3 pricing,
please refer to the electronic
catalog or SmartTools.**

► Options, continued from previous page

Adjustable Shelf for Use with Single Wide

Width	D-Modular	D-Parametric	Low-Pressure Laminate	High-Pressure Laminate
Modular: 12"	18.875"	12"—18.875"	+\$ 67	+\$ 76
Parametric 9"—12"	24"	18.9375"—24"	+\$ 72	+\$ 84
Modular: 15"	18.875"	12"—18.875"	+\$ 77	+\$ 88
Parametric 12.0625"—15"	24"	18.9375"—24"	+\$ 82	+\$ 97
Modular: 18"	18.875"	12"—18.875"	+\$ 87	+\$101
Parametric 15.0625"—18"	24"	18.9375"—24"	+\$ 92	+\$110
Parametric 18.0625"—24"	18.875"	12"—18.875"	+\$ 98	+\$116
	24"	18.9375"—24"	+\$103	+\$128

Adjustable Shelf for Use with Double Wide

Width	D-Modular	D-Parametric	Low-Pressure Laminate	High-Pressure Laminate
Modular: 24"	18.875"	12"—18.875"	+\$67	+\$ 76
Parametric 18"—24"	24"	18.9375"—24"	+\$72	+\$ 84
Modular: 30"	18.875"	12"—18.875"	+\$77	+\$ 88
Parametric 24.0625"—30"	24"	18.9375"—24"	+\$82	+\$ 97
Modular: 36"	18.875"	12"—18.875"	+\$87	+\$101
Parametric 30.0625"—36"	24"	18.9375"—24"	+\$92	+\$110



For Canadian Pricing
Multiply U.S. Price by the
Canadian price factor.
► See page 1 for details.

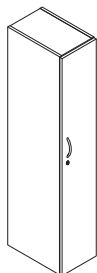
Specification Information

• Style Number	• Dimensions Width	D-Modular	H-Modular	D-Parametric	H-Parametric	U.S. Base Prices		
						• LPL PG 1 Case and Headset	• LPL PG 1 Case and HPL PG 1 Headset	• HPL PG 1 Case and Headset

Single Lockers—One Door

SNGLKRS1	Modular 12"	18.875"	41.75"	12"-18.875"	38.0625"-41.75"	\$1266	\$1321	\$1488
	Parametric 9"-12"	18.875"	47.9375"	12"-18.875"	41.8125"-47.9375"	\$1301	\$1358	\$1530
		18.875"	54.125"	12"-18.875"	48"-54.125"	\$1336	\$1394	\$1570
		18.875"	66.5"	12"-18.875"	54.1875"-66.5"	\$1370	\$1430	\$1611
		18.875"	72"	12"-18.875"	66.5625"-72"	\$1406	\$1468	\$1654
		18.875"	N.A.	12"-18.875"	72.0625"-84"	\$1441	\$1505	\$1696
		24"	41.75"	18.9375"-24"	38.0625"-41.75"	\$1301	\$1358	\$1530
		24"	47.9375"	18.9375"-24"	41.8125"-47.9375"	\$1336	\$1394	\$1570
		24"	54.125"	18.9375"-24"	48"-54.125"	\$1371	\$1431	\$1612
		24"	66.5"	18.9375"-24"	54.1875"-66.5"	\$1406	\$1468	\$1654
		24"	72"	18.9375"-24"	66.5625"-72"	\$1441	\$1505	\$1696
		24"	N.A.	18.9375"-24"	72.0625"-84"	\$1476	\$1541	\$1736
	Modular 15"	18.875"	41.75"	12"-18.875"	38.0625"-41.75"	\$1301	\$1358	\$1530
	Parametric 12.0625"-15"	18.875"	47.9375"	12"-18.875"	41.8125"-47.9375"	\$1336	\$1394	\$1570
		18.875"	54.125"	12"-18.875"	48"-54.125"	\$1371	\$1431	\$1612
		18.875"	66.5"	12"-18.875"	54.1875"-66.5"	\$1406	\$1468	\$1654
		18.875"	72"	12"-18.875"	66.5625"-72"	\$1441	\$1505	\$1696
		18.875"	N.A.	12"-18.875"	72.0625"-84"	\$1476	\$1541	\$1736
		24"	41.75"	18.9375"-24"	38.0625"-41.75"	\$1336	\$1394	\$1570
		24"	47.9375"	18.9375"-24"	41.8125"-47.9375"	\$1371	\$1431	\$1612
		24"	54.125"	18.9375"-24"	48"-54.125"	\$1406	\$1468	\$1654
		24"	66.5"	18.9375"-24"	54.1875"-66.5"	\$1441	\$1505	\$1696
		24"	72"	18.9375"-24"	66.5625"-72"	\$1476	\$1541	\$1736
		24"	N.A.	18.9375"-24"	72.0625"-84"	\$1511	\$1578	\$1778

► Specification Information, continued on next page



For Canadian Pricing
Multiply U.S. Price by the
Canadian price factor.
► See page 1 for details.

► Specification Information, continued from previous page

Specification Information

• Style Number	• Dimensions Width	D-Modular	H-Modular	D-Parametric	H-Parametric	U.S. Base Prices		
						• LPL PG 1 Case and Headset	• LPL PG 1 Case and HPL PG 1 Headset	• HPL PG 1 Case and Headset

Single Lockers—One Door, continued

SNGLKRS1	Modular 18"	18.875"	41.75"	12"-18.875"	38.0625"-41.75"	\$1336	\$1394	\$1570
	Parametric 15.0625"-18"	18.875"	47.9375"	12"-18.875"	41.8125"-47.9375"	\$1371	\$1431	\$1612
		18.875"	54.125"	12"-18.875"	48"-54.125"	\$1406	\$1468	\$1654
		18.875"	66.5"	12"-18.875"	54.1875"-66.5"	\$1441	\$1505	\$1696
		18.875"	72"	12"-18.875"	66.5625"-72"	\$1476	\$1541	\$1736
		18.875"	N.A.	12"-18.875"	72.0625"-84"	\$1511	\$1578	\$1778
		24"	41.75"	18.9375"-24"	38.0625"-41.75"	\$1371	\$1431	\$1612
		24"	47.9375"	18.9375"-24"	41.8125"-47.9375"	\$1406	\$1468	\$1654
		24"	54.125"	18.9375"-24"	48"-54.125"	\$1441	\$1505	\$1696
		24"	66.5"	18.9375"-24"	54.1875"-66.5"	\$1476	\$1541	\$1736
		24"	72"	18.9375"-24"	66.5625"-72"	\$1511	\$1578	\$1778
		24"	N.A.	18.9375"-24"	72.0625"-84"	\$1545	\$1613	\$1817
	Parametric 18.0625"-24"	18.875"	41.75"	12"-18.875"	38.0625"-41.75"	\$1371	\$1431	\$1612
		18.875"	47.9375"	12"-18.875"	41.8125"-47.9375"	\$1406	\$1468	\$1654
		18.875"	54.125"	12"-18.875"	48"-54.125"	\$1441	\$1505	\$1696
		18.875"	66.5"	12"-18.875"	54.1875"-66.5"	\$1476	\$1541	\$1736
		18.875"	72"	12"-18.875"	66.5625"-72"	\$1511	\$1578	\$1778
		18.875"	N.A.	12"-18.875"	72.0625"-84"	\$1545	\$1613	\$1817
		24"	41.75"	18.9375"-24"	38.0625"-41.75"	\$1406	\$1468	\$1654
		24"	47.9375"	18.9375"-24"	41.8125"-47.9375"	\$1441	\$1505	\$1696
		24"	54.125"	18.9375"-24"	48"-54.125"	\$1476	\$1541	\$1736
		24"	66.5"	18.9375"-24"	54.1875"-66.5"	\$1511	\$1578	\$1778
		24"	72"	18.9375"-24"	66.5625"-72"	\$1545	\$1613	\$1817
		24"	N.A.	18.9375"-24"	72.0625"-84"	\$1580	\$1650	\$1859

► Specification Information, continued on next page

**For Canadian Pricing**

Multiply U.S. Price by the Canadian price factor.

► See page 1 for details.

► Specification Information, continued from previous page

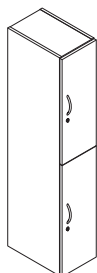
Specification Information

• Style Number	• Dimensions Width	D-Modular	H-Modular	D-Parametric	H-Parametric	U.S. Base Prices		
						• LPL PG 1 Case and Headset	• LPL PG 1 Case and HPL PG 1 Headset	• HPL PG 1 Case and Headset

Single Lockers—Two Door

SNGLKRS2	Modular 12"	18.875"	41.75"	12"—18.875"	38.0625"—41.75"	\$1361	\$1420	\$1599
	Parametric 9"—12"	18.875"	47.9375"	12"—18.875"	41.8125"—47.9375"	\$1396	\$1458	\$1643
		18.875"	54.125"	12"—18.875"	48"—54.125"	\$1431	\$1494	\$1683
		18.875"	66.5"	12"—18.875"	54.1875"—66.5"	\$1466	\$1531	\$1725
		18.875"	72"	12"—18.875"	66.5625"—72"	\$1501	\$1567	\$1765
		18.875"	N.A.	12"—18.875"	72.0625"—84"	\$1536	\$1604	\$1807
		24"	41.75"	18.9375"—24"	38.0625"—41.75"	\$1396	\$1458	\$1643
		24"	47.9375"	18.9375"—24"	41.8125"—47.9375"	\$1431	\$1494	\$1683
		24"	54.125"	18.9375"—24"	48"—54.125"	\$1466	\$1531	\$1725
		24"	66.5"	18.9375"—24"	54.1875"—66.5"	\$1501	\$1567	\$1765
		24"	72"	18.9375"—24"	66.5625"—72"	\$1536	\$1604	\$1807
		24"	N.A.	18.9375"—24"	72.0625"—84"	\$1571	\$1640	\$1847
	Modular 15"	18.875"	41.75"	12"—18.875"	38.0625"—41.75"	\$1396	\$1458	\$1643
	Parametric 12.0625"—15"	18.875"	47.9375"	12"—18.875"	41.8125"—47.9375"	\$1431	\$1494	\$1683
		18.875"	54.125"	12"—18.875"	48"—54.125"	\$1466	\$1531	\$1725
		18.875"	66.5"	12"—18.875"	54.1875"—66.5"	\$1501	\$1567	\$1765
		18.875"	72"	12"—18.875"	66.5625"—72"	\$1536	\$1604	\$1807
		18.875"	N.A.	12"—18.875"	72.0625"—84"	\$1571	\$1640	\$1847
		24"	41.75"	18.9375"—24"	38.0625"—41.75"	\$1431	\$1494	\$1683
		24"	47.9375"	18.9375"—24"	41.8125"—47.9375"	\$1466	\$1531	\$1725
		24"	54.125"	18.9375"—24"	48"—54.125"	\$1501	\$1567	\$1765
		24"	66.5"	18.9375"—24"	54.1875"—66.5"	\$1536	\$1604	\$1807
		24"	72"	18.9375"—24"	66.5625"—72"	\$1571	\$1640	\$1847
		24"	N.A.	18.9375"—24"	72.0625"—84"	\$1606	\$1677	\$1889

► Specification Information, continued on next page



For Canadian Pricing
Multiply U.S. Price by the
Canadian price factor.
► See page 1 for details.

► Specification Information, continued from previous page

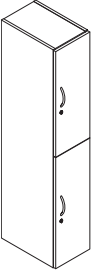
Specification Information

• Style Number	• Dimensions Width	D-Modular	H-Modular	D-Parametric	H-Parametric	U.S. Base Prices		
						• LPL PG 1 Case and Headset	• LPL PG 1 Case and HPL PG 1 Headset	• HPL PG 1 Case and Headset

Single Lockers—Two Door, continued

SNGLKRS2	Modular 18"	18.875"	41.75"	12"—18.875"	38.0625"—41.75"	\$1431	\$1494	\$1683
	Parametric 15.0625"—18"	18.875"	47.9375"	12"—18.875"	41.8125"—47.9375"	\$1466	\$1531	\$1725
		18.875"	54.125"	12"—18.875"	48"—54.125"	\$1501	\$1567	\$1765
		18.875"	66.5"	12"—18.875"	54.1875"—66.5"	\$1536	\$1604	\$1807
		18.875"	72"	12"—18.875"	66.5625"—72"	\$1571	\$1640	\$1847
		18.875"	N.A.	12"—18.875"	72.0625"—84"	\$1606	\$1677	\$1889
		24"	41.75"	18.9375"—24"	38.0625"—41.75"	\$1466	\$1531	\$1725
		24"	47.9375"	18.9375"—24"	41.8125"—47.9375"	\$1501	\$1567	\$1765
		24"	54.125"	18.9375"—24"	48"—54.125"	\$1536	\$1604	\$1807
		24"	66.5"	18.9375"—24"	54.1875"—66.5"	\$1571	\$1640	\$1847
		24"	72"	18.9375"—24"	66.5625"—72"	\$1606	\$1677	\$1889
		24"	N.A.	18.9375"—24"	72.0625"—84"	\$1641	\$1713	\$1929
	Parametric 18.0625"—24"	18.875"	41.75"	12"—18.875"	38.0625"—41.75"	\$1466	\$1531	\$1725
		18.875"	47.9375"	12"—18.875"	41.8125"—47.9375"	\$1501	\$1567	\$1765
		18.875"	54.125"	12"—18.875"	48"—54.125"	\$1536	\$1604	\$1807
		18.875"	66.5"	12"—18.875"	54.1875"—66.5"	\$1571	\$1640	\$1847
		18.875"	72"	12"—18.875"	66.5625"—72"	\$1606	\$1677	\$1889
		18.875"	N.A.	12"—18.875"	72.0625"—84"	\$1641	\$1713	\$1929
		24"	41.75"	18.9375"—24"	38.0625"—41.75"	\$1501	\$1567	\$1765
		24"	47.9375"	18.9375"—24"	41.8125"—47.9375"	\$1536	\$1604	\$1807
		24"	54.125"	18.9375"—24"	48"—54.125"	\$1571	\$1640	\$1847
		24"	66.5"	18.9375"—24"	54.1875"—66.5"	\$1606	\$1677	\$1889
		24"	72"	18.9375"—24"	66.5625"—72"	\$1641	\$1713	\$1929
		24"	N.A.	18.9375"—24"	72.0625"—84"	\$1676	\$1750	\$1971

► Specification Information, continued on next page



For Canadian Pricing
Multiply U.S. Price by the
Canadian price factor.
► See page 1 for details.

► Specification Information, continued from previous page

Specification Information

• Style Number	• Dimensions Width	D-Modular	H-Modular	D-Parametric	H-Parametric	U.S. Base Prices		
						• LPL PG 1 Case and Headset	• LPL PG 1 Case and HPL PG 1 Headset	• HPL PG 1 Case and Headset

Single Lockers—Three Door

SNGLKRS3	Modular 12"	18.875"	47.9375"	12"—18.875"	44"—47.9375"	\$1494	\$1560	\$1757
	Parametric 9"—12"	18.875"	54.125"	12"—18.875"	48"—54.125"	\$1529	\$1597	\$1799
		18.875"	66.5"	12"—18.875"	54.1875"—66.5"	\$1564	\$1633	\$1839
		18.875"	72"	12"—18.875"	66.5625"—72"	\$1599	\$1670	\$1881
		18.875"	N.A.	12"—18.875"	72.0625"—84"	\$1634	\$1706	\$1921
		24"	47.9375"	18.9375"—24"	44"—47.9375"	\$1529	\$1597	\$1799
		24"	54.125"	18.9375"—24"	48"—54.125"	\$1564	\$1633	\$1839
		24"	66.5"	18.9375"—24"	54.1875"—66.5"	\$1599	\$1670	\$1881
		24"	72"	18.9375"—24"	66.5625"—72"	\$1634	\$1706	\$1921
		24"	N.A.	18.9375"—24"	72.0625"—84"	\$1668	\$1742	\$1962
	Modular 15"	18.875"	47.9375"	12"—18.875"	44"—47.9375"	\$1529	\$1597	\$1799
	Parametric 12.0625"—15"	18.875"	54.125"	12"—18.875"	48"—54.125"	\$1564	\$1633	\$1839
		18.875"	66.5"	12"—18.875"	54.1875"—66.5"	\$1599	\$1670	\$1881
		18.875"	72"	12"—18.875"	66.5625"—72"	\$1634	\$1706	\$1921
		18.875"	N.A.	12"—18.875"	72".0625"—84"	\$1668	\$1742	\$1962
		24"	47.9375"	18.9375"—24"	44"—47.9375"	\$1564	\$1633	\$1839
		24"	54.125"	18.9375"—24"	48"—54.125"	\$1599	\$1670	\$1881
		24"	66.5"	18.9375"—24"	54.1875"—66.5"	\$1634	\$1706	\$1921
		24"	72"	18.9375"—24"	66.5625"—72"	\$1668	\$1742	\$1962
		24"	N.A.	18.9375"—24"	72.0625"—84"	\$1703	\$1778	\$2002
	Modular 18"	18.875"	47.9375"	12"—18.875"	44"—47.9375"	\$1564	\$1633	\$1839
	Parametric 15.0625"—18"	18.875"	54.125"	12"—18.875"	48"—54.125"	\$1599	\$1670	\$1881
		18.875"	66.5"	12"—18.875"	54.1875"—66.5"	\$1634	\$1706	\$1921
		18.875"	72"	12"—18.875"	66.5625"—72"	\$1668	\$1742	\$1962
		18.875"	N.A.	12"—18.875"	72.0625"—84"	\$1703	\$1778	\$2002
		24"	47.9375"	18.9375"—24"	44"—47.9375"	\$1599	\$1670	\$1881
		24"	54.125"	18.9375"—24"	48"—54.125"	\$1634	\$1706	\$1921
		24"	66.5"	18.9375"—24"	54.1875"—66.5"	\$1668	\$1742	\$1962
		24"	72"	18.9375"—24"	66.5625"—72"	\$1703	\$1778	\$2002
		24"	N.A.	18.9375"—24"	72.0625"—84"	\$1738	\$1815	\$2045

► Specification Information, continued on next page



For Canadian Pricing
Multiply U.S. Price by the
Canadian price factor.
► See page 1 for details.

► Specification Information, continued from previous page

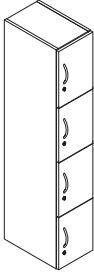
Specification Information

• Style Number	• Dimensions Width	D-Modular	H-Modular	D-Parametric	H-Parametric	U.S. Base Prices		
						• LPL PG 1 Case and Headset	• LPL PG 1 Case and HPL PG 1 Headset	• HPL PG 1 Case and Headset

Single Lockers—Four Door

SNGLKRS4	Modular 12"	18.875"	66.5"	12"—18.875"	58"—66.5"	\$1660	\$1733	\$1952
	Parametric 9"—12"	18.875"	72"	12"—18.875"	66.5625"—72"	\$1695	\$1770	\$1993
		18.875"	N.A.	12"—18.875"	72.0625"—84"	\$1730	\$1806	\$2035
		24"	66.5"	18.9375"—24"	58"—66.5"	\$1695	\$1770	\$1993
		24"	72"	18.9375"—24"	66.5625"—72"	\$1730	\$1806	\$2035
		24"	N.A.	18.9375"—24"	72.0625"—84"	\$1765	\$1843	\$2076
	Modular 15"	18.875"	66.5"	12"—18.875"	58"—66.5"	\$1695	\$1770	\$1993
	Parametric 12.0625"—15"	18.875"	72"	12"—18.875"	66.5625"—72"	\$1730	\$1806	\$2035
		18.875"	N.A.	12"—18.875"	72.0625"—84"	\$1765	\$1843	\$2076
		24"	66.5"	18.9375"—24"	58"—66.5"	\$1730	\$1806	\$2035
		24"	72"	18.9375"—24"	66.5625"—72"	\$1765	\$1843	\$2076
		24"	N.A.	18.9375"—24"	72.0625"—84"	\$1800	\$1879	\$2117
	Modular 18"	18.875"	66.5"	12"—18.875"	58"—66.5"	\$1730	\$1806	\$2035
	Parametric 15.0625"—18"	18.875"	72"	12"—18.875"	66.5625"—72"	\$1765	\$1843	\$2076
		18.875"	N.A.	12"—18.875"	72.0625"—84"	\$1800	\$1879	\$2117
		24"	66.5"	18.9375"—24"	58"—66.5"	\$1765	\$1843	\$2076
		24"	72"	18.9375"—24"	66.5625"—72"	\$1800	\$1879	\$2117
		24"	N.A.	18.9375"—24"	72.0625"—84"	\$1835	\$1916	\$2158

► Specification Information, continued on next page



 **For Canadian Pricing**
Multiply U.S. Price by the
Canadian price factor.
► See page 1 for details.

► Specification Information, continued from previous page

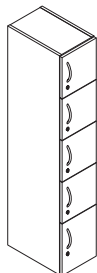
Specification Information

• Style Number	• Dimensions Width	D-Modular	H-Modular	D-Parametric	H-Parametric	U.S. Base Prices		
						• LPL PG 1 Case and Headset	• LPL PG 1 Case and HPL PG 1 Headset	• HPL PG 1 Case and Headset

Single Lockers—Five Door

SNGLKRS5	Modular 12"	18.875"	66.5"	12"—18.875"	64.4375"—66.5"	\$1752	\$1829	\$2061
	Parametric 9"—12"	18.875"	72"	12"—18.875"	66.5625"—72"	\$1787	\$1866	\$2103
		18.875"	N.A.	12"—18.875"	72.0625"—84"	\$1822	\$1902	\$2143
		24"	66.5"	18.9375"—24"	64.4375"—66.5"	\$1787	\$1866	\$2103
		24"	72"	18.9375"—24"	66.5625"—72"	\$1822	\$1902	\$2143
		24"	N.A.	18.9375"—24"	72.0625"—84"	\$1857	\$1939	\$2185
	Modular 15"	18.875"	66.5"	12"—18.875"	64.4375"—66.5"	\$1787	\$1866	\$2103
	Parametric 12.0625"—15"	18.875"	72"	12"—18.875"	66.5625"—72"	\$1822	\$1902	\$2143
		18.875"	N.A.	12"—18.875"	72.0625"—84"	\$1857	\$1939	\$2185
		24"	66.5"	18.9375"—24"	64.4375"—66.5"	\$1822	\$1902	\$2143
		24"	72"	18.9375"—24"	66.5625"—72"	\$1857	\$1939	\$2185
		24"	N.A.	18.9375"—24"	72.0625"—84"	\$1892	\$1975	\$2225
	Modular 18"	18.875"	66.5"	12"—18.875"	64.4375"—66.5"	\$1822	\$1902	\$2143
	Parametric 15.0625"—18"	18.875"	72"	12"—18.875"	66.5625"—72"	\$1857	\$1939	\$2185
		18.875"	N.A.	12"—18.875"	72.0625"—84"	\$1892	\$1975	\$2225
		24"	66.5"	18.9375"—24"	64.4375"—66.5"	\$1857	\$1939	\$2185
		24"	72"	18.9375"—24"	66.5625"—72"	\$1892	\$1975	\$2225
		24"	N.A.	18.9375"—24"	72.0625"—84"	\$1927	\$2012	\$2267

► Specification Information, continued on next page



For Canadian Pricing
Multiply U.S. Price by the
Canadian price factor.
► See page 1 for details.

► Specification Information, continued from previous page


Specification Information

Style Number	Dimensions Width	D-Modular	H-Modular	D-Parametric	H-Parametric	U.S. Base Prices		
						LPL PG 1 Case and Headset	LPL PG 1 Case and HPL PG 1 Headset	HPL PG 1 Case and Headset

Double Lockers—Two Door

SNGLKRD2	Modular 24"	18.875"	41.75"	12"-18.875"	38.0625"-41.75"	\$2278	\$2378	\$2678
	Parametric 18"-24"	18.875"	47.9375"	12"-18.875"	41.8125"-47.9375"	\$2341	\$2445	\$2755
		18.875"	54.125"	12"-18.875"	48"-54.125"	\$2404	\$2510	\$2828
		18.875"	66.5"	12"-18.875"	54.1875"-66.5"	\$2467	\$2576	\$2902
		18.875"	72"	12"-18.875"	66.5625"-72"	\$2530	\$2642	\$2976
		18.875"	N.A.	12"-18.875"	72.0625"-84"	\$2593	\$2707	\$3049
	24"	41.75"	18.9375"-24"	38.0625"-41.75"		\$2341	\$2445	\$2755
	24"	47.9375"	18.9375"-24"	41.8125"-47.9375"		\$2404	\$2510	\$2828
	24"	54.125"	18.9375"-24"	48"-54.125"		\$2467	\$2576	\$2902
	24"	66.5"	18.9375"-24"	54.1875"-66.5"		\$2530	\$2642	\$2976
	24"	72"	18.9375"-24"	66.5625"-72"		\$2593	\$2707	\$3049
	24"	N.A.	18.9375"-24"	72.0625"-84"		\$2655	\$2772	\$3123
	Modular 30"	18.875"	41.75"	12"-18.875"	38.0625"-41.75"	\$2341	\$2445	\$2755
	Parametric 24.0625"-30"	18.875"	47.9375"	12"-18.875"	41.8125"-47.9375"	\$2404	\$2510	\$2828
		18.875"	54.125"	12"-18.875"	48"-54.125"	\$2467	\$2576	\$2902
		18.875"	66.5"	12"-18.875"	54.1875"-66.5"	\$2530	\$2642	\$2976
		18.875"	72"	12"-18.875"	66.5625"-72"	\$2593	\$2707	\$3049
		18.875"	N.A.	12"-18.875"	72.0625"-84"	\$2655	\$2772	\$3123
	24"	41.75"	18.9375"-24"	38.0625"-41.75"		\$2405	\$2511	\$2829
	24"	47.9375"	18.9375"-24"	41.8125"-47.9375"		\$2467	\$2576	\$2902
	24"	54.125"	18.9375"-24"	48"-54.125"		\$2530	\$2642	\$2976
	24"	66.5"	18.9375"-24"	54.1875"-66.5"		\$2593	\$2707	\$3049
	24"	72"	18.9375"-24"	66.5625"-72"		\$2655	\$2772	\$3123
	24"	N.A.	18.9375"-24"	72.0625"-84"		\$2718	\$2838	\$3197

► Specification Information, continued on next page



For Canadian Pricing
Multiply U.S. Price by the
Canadian price factor.
► See page 1 for details.

► Specification Information, continued from previous page

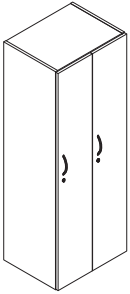
Specification Information

• Style Number	• Dimensions Width	D-Modular	H-Modular	D-Parametric	H-Parametric	U.S. Base Prices		
						• LPL PG 1 Case and Headset	• LPL PG 1 Case and HPL PG 1 Headset	• HPL PG 1 Case and Headset

Double Lockers—Two Door, continued

SNGLKRD2	Modular 36"	18.875"	41.75"	12"-18.875"	38.0625"-41.75"	\$2404	\$2510	\$2828
	Parametric 30.0625"-36"	18.875"	47.9375"	12"-18.875"	41.8125"-47.9375"	\$2467	\$2576	\$2902
		18.875"	54.125"	12"-18.875"	48"-54.125"	\$2530	\$2642	\$2976
		18.875"	66.5"	12"-18.875"	54.1875"-66.5"	\$2593	\$2707	\$3049
		18.875"	72"	12"-18.875"	66.5625"-72"	\$2655	\$2772	\$3123
		18.875"	N.A.	12"-18.875"	72.0625"-84"	\$2718	\$2838	\$3197
		24"	41.75"	18.9375"-24"	38.0625"-41.75"	\$2467	\$2576	\$2902
		24"	47.9375"	18.9375"-24"	41.8125"-47.9375"	\$2530	\$2642	\$2976
		24"	54.125"	18.9375"-24"	48"-54.125"	\$2593	\$2707	\$3049
		24"	66.5"	18.9375"-24"	54.1875"-66.5"	\$2655	\$2772	\$3123
		24"	72"	18.9375"-24"	66.5625"-72"	\$2718	\$2838	\$3197
		24"	N.A.	18.9375"-24"	72.0625"-84"	\$2782	\$2904	\$3271

► Specification Information, continued on next page



For Canadian Pricing
Multiply U.S. Price by the
Canadian price factor.
► See page 1 for details.

► Specification Information, continued from previous page

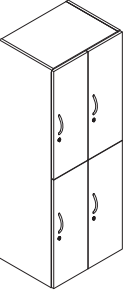
Specification Information

• Style Number	• Dimensions Width	D-Modular	H-Modular	D-Parametric	H-Parametric	U.S. Base Prices		
						• LPL PG 1 Case and Headset	• LPL PG 1 Case and HPL PG 1 Headset	• HPL PG 1 Case and Headset

Double Lockers—Four Door

SNGLKRD4	Modular 24"	18.875"	41.75"	12"-18.875"	38.0625"-41.75"	\$2451	\$2559	\$2883
	Parametric 18"-24"	18.875"	47.9375"	12"-18.875"	41.8125"-47.9375"	\$2513	\$2624	\$2956
		18.875"	54.125"	12"-18.875"	48"-54.125"	\$2577	\$2691	\$3031
		18.875"	66.5"	12"-18.875"	54.1875"-66.5"	\$2640	\$2756	\$3105
		18.875"	72"	12"-18.875"	66.5625"-72"	\$2702	\$2821	\$3178
		18.875"	N.A.	12"-18.875"	72.0625"-84"	\$2765	\$2887	\$3252
	24"	41.75"	18.9375"-24"	38.0625"-41.75"		\$2513	\$2624	\$2956
	24"	47.9375"	18.9375"-24"	41.8125"-47.9375"		\$2577	\$2691	\$3031
	24"	54.125"	18.9375"-24"	48"-54.125"		\$2640	\$2756	\$3105
	24"	66.5"	18.9375"-24"	54.1875"-66.5"		\$2702	\$2821	\$3178
	24"	72"	18.9375"-24"	66.5625"-72"		\$2765	\$2887	\$3252
	24"	N.A.	18.9375"-24"	72.0625"-84"		\$2828	\$2952	\$3325
	Modular 30"	18.875"	41.75"	12"-18.875"	38.0625"-41.75"	\$2513	\$2624	\$2956
	Parametric 24.0625"-30"	18.875"	47.9375"	12"-18.875"	41.8125"-47.9375"	\$2577	\$2691	\$3031
		18.875"	54.125"	12"-18.875"	48"-54.125"	\$2640	\$2756	\$3105
		18.875"	66.5"	12"-18.875"	54.1875"-66.5"	\$2702	\$2821	\$3178
		18.875"	72"	12"-18.875"	66.5625"-72"	\$2765	\$2887	\$3252
		18.875"	N.A.	12"-18.875"	72.0625"-84"	\$2828	\$2952	\$3325
	24"	41.75"	18.9375"-24"	38.0625"-41.75"		\$2577	\$2691	\$3031
	24"	47.9375"	18.9375"-24"	41.8125"-47.9375"		\$2640	\$2756	\$3105
	24"	54.125"	18.9375"-24"	48"-54.125"		\$2702	\$2821	\$3178
	24"	66.5"	18.9375"-24"	54.1875"-66.5"		\$2765	\$2887	\$3252
	24"	72"	18.9375"-24"	66.5625"-72"		\$2828	\$2952	\$3325
	24"	N.A.	18.9375"-24"	72.0625"-84"		\$2891	\$3018	\$3399

► Specification Information, continued on next page



For Canadian Pricing

Multiply U.S. Price by the Canadian price factor.

► See page 1 for details.

► Specification Information, continued from previous page

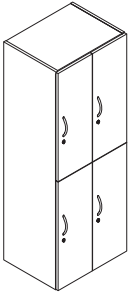
Specification Information

• Style Number	• Dimensions Width	D-Modular	H-Modular	D-Parametric	H-Parametric	U.S. Base Prices		
						• LPL PG 1 Case and Headset	• LPL PG 1 Case and HPL PG 1 Headset	• HPL PG 1 Case and Headset

Double Lockers—Four Door, continued

SGLKRD4	Modular 36"	18.875"	41.75"	12"-18.875"	38.0625"-41.75"	\$2577	\$2691	\$3031
	Parametric 30.0625"-36"	18.875"	47.9375"	12"-18.875"	48"-47.9375"	\$2640	\$2756	\$3105
		18.875"	54.125"	12"-18.875"	41.8125"-54.125"	\$2702	\$2821	\$3178
		18.875"	66.5"	12"-18.875"	54.1875"-66.5"	\$2765	\$2887	\$3252
		18.875"	72"	12"-18.875"	66.5625"-72"	\$2828	\$2952	\$3325
		18.875"	N.A.	12"-18.875"	72.0625"-84"	\$2891	\$3018	\$3399
		24"	41.75"	18.9375"-24"	38.0625"-41.75"	\$2640	\$2756	\$3105
		24"	47.9375"	18.9375"-24"	41.8125"-47.9375"	\$2702	\$2821	\$3178
		24"	54.125"	18.9375"-24"	48"-54.125"	\$2765	\$2887	\$3252
		24"	66.5"	18.9375"-24"	54.1875"-66.5"	\$2828	\$2952	\$3325
		24"	72"	18.9375"-24"	66.5625"-72"	\$2891	\$3018	\$3399
		24"	N.A.	18.9375"-24"	72.0625"-84"	\$2954	\$3084	\$3474

► Specification Information, continued on next page



For Canadian Pricing
Multiply U.S. Price by the
Canadian price factor.
► See page 1 for details.

► Specification Information, continued from previous page

Specification Information

Style Number	Dimensions Width	D-Modular	H-Modular	D-Parametric	H-Parametric	U.S. Base Prices		
						LPL PG 1 Case and Headset	LPL PG 1 Case and HPL PG 1 Headset	HPL PG 1 Case and Headset

Double Lockers—Six Door

SNGLKRD6	Modular 24"	18.875"	47.9375"	12"—18.875"	44"—47.9375"	\$2689	\$2807	\$3162
	Parametric 18"—24"	18.875"	54.125"	12"—18.875"	48"—54.125"	\$2751	\$2872	\$3235
		18.875"	66.5"	12"—18.875"	54.1875"—66.5"	\$2814	\$2938	\$3309
		18.875"	72"	12"—18.875"	66.5625"—72"	\$2878	\$3004	\$3383
		18.875"	N.A.	12"—18.875"	72.0625"—84"	\$2940	\$3069	\$3456
	24"	47.9375"	18.9375"—24"	44"—47.9375"		\$2751	\$2872	\$3235
	24"	54.125"	18.9375"—24"	48"—54.125"		\$2814	\$2938	\$3309
	24"	66.5"	18.9375"—24"	54.1875"—66.5"		\$2877	\$3003	\$3382
	24"	72"	18.9375"—24"	66.5625"—72"		\$2940	\$3069	\$3456
	24"	N.A.	18.9375"—24"	72.0625"—84"		\$3003	\$3135	\$3532
	Modular 30"	18.875"	47.9375"	12"—18.875"	44"—47.9375"	\$2751	\$2872	\$3235
	Parametric 24.0625"—30"	18.875"	54.125"	12"—18.875"	48"—54.125"	\$2814	\$2938	\$3309
		18.875"	66.5"	12"—18.875"	54.1875"—66.5"	\$2877	\$3003	\$3382
		18.875"	72"	12"—18.875"	66.5625"—72"	\$2940	\$3069	\$3456
		18.875"	N.A.	12"—18.875"	72.0625"—84"	\$3003	\$3135	\$3532
	24"	47.9375"	18.9375"—24"	44"—47.9375"		\$2814	\$2938	\$3309
	24"	54.125"	18.9375"—24"	48"—54.125"		\$2877	\$3003	\$3382
	24"	66.5"	18.9375"—24"	54.1875"—66.5"		\$2940	\$3069	\$3456
	24"	72"	18.9375"—24"	66.5625"—72"		\$3003	\$3135	\$3532
	24"	N.A.	18.9375"—24"	72.0625"—84"		\$3066	\$3201	\$3606
	Modular 36"	18.875"	47.9375"	12"—18.875"	44"—47.9375"	\$2814	\$2938	\$3309
	Parametric 30.0625"—36"	18.875"	54.125"	12"—18.875"	48"—54.125"	\$2877	\$3003	\$3382
		18.875"	66.5"	12"—18.875"	54.1875"—66.5"	\$2940	\$3069	\$3456
		18.875"	72"	12"—18.875"	66.5625"—72"	\$3003	\$3135	\$3532
		18.875"	N.A.	12"—18.875"	72.0625"—84"	\$3066	\$3201	\$3606
	24"	47.9375"	18.9375"—24"	44"—47.9375"		\$2877	\$3003	\$3382
	24"	54.125"	18.9375"—24"	48"—54.125"		\$2940	\$3069	\$3456
	24"	66.5"	18.9375"—24"	54.1875"—66.5"		\$3003	\$3135	\$3532
	24"	72"	18.9375"—24"	66.5625"—72"		\$3066	\$3201	\$3606
	24"	N.A.	18.9375"—24"	72.0625"—84"		\$3128	\$3265	\$3678

► Specification Information, continued on next page

**For Canadian Pricing**

Multiply U.S. Price by the Canadian price factor.

► See page 1 for details.

► Specification Information, continued from previous page

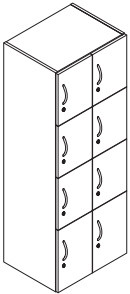
Specification Information

Style Number	Dimensions Width	D-Modular	H-Modular	D-Parametric	H-Parametric	U.S. Base Prices		
						LPL PG 1 Case and Headset	LPL PG 1 Case and HPL PG 1 Headset	HPL PG 1 Case and Headset

Double Lockers—Eight Door

SNGLKRD8	Modular 24"	18.875"	66.5"	12"—18.875"	54.126"—66.5"	\$2988	\$3119	\$3514
	Parametric 18"—24"	18.875"	72"	12"—18.875"	66.5625"—72"	\$3052	\$3186	\$3589
		18.875"	N.A.	12"—18.875"	72.0625"—84"	\$3115	\$3252	\$3663
		24"	66.5"	18.9375"—24"	54.126"—66.5"	\$3052	\$3186	\$3589
		24"	72"	18.9375"—24"	66.5625"—72"	\$3115	\$3252	\$3663
		24"	N.A.	18.9375"—24"	72.0625"—84"	\$3177	\$3316	\$3735
	Modular 30"	18.875"	66.5"	12"—18.875"	54.126"—66.5"	\$3052	\$3186	\$3589
	Parametric 24.0625"—30"	18.875"	72"	12"—18.875"	66.5625"—72"	\$3115	\$3252	\$3663
		18.875"	N.A.	12"—18.875"	72.0625"—84"	\$3177	\$3316	\$3735
		24"	66.5"	18.9375"—24"	54.126"—66.5"	\$3115	\$3252	\$3663
		24"	72"	18.9375"—24"	66.5625"—72"	\$3177	\$3316	\$3735
		24"	N.A.	18.9375"—24"	72.0625"—84"	\$3240	\$3382	\$3809
	Modular 36"	18.875"	66.5"	12"—18.875"	54.126"—66.5"	\$3115	\$3252	\$3663
	Parametric 30.0625"—36"	18.875"	72"	12"—18.875"	66.5625"—72"	\$3177	\$3316	\$3735
		18.875"	N.A.	12"—18.875"	72.0625"—84"	\$3240	\$3382	\$3809
		24"	66.5"	18.9375"—24"	54.126"—66.5"	\$3177	\$3316	\$3735
		24"	72"	18.9375"—24"	66.5625"—72"	\$3240	\$3382	\$3809
		24"	N.A.	18.9375"—24"	72.0625"—84"	\$3303	\$3449	\$3885

► Specification Information, continued on next page



For Canadian Pricing
Multiply U.S. Price by the
Canadian price factor.
► See page 1 for details.

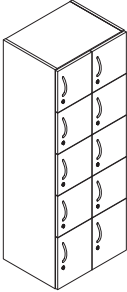
► Specification Information, continued from previous page

Specification Information

• Style Number	• Dimensions Width	D-Modular	H-Modular	D-Parametric	H-Parametric	U.S. Base Prices		
						• LPL PG 1 Case and Headset	• LPL PG 1 Case and HPL PG 1 Headset	• HPL PG 1 Case and Headset

Double Lockers—Ten Door

SNGLKRD10	Modular 24"	18.875"	66.5"	12"-18.875"	64.4375"-66.5"	\$3154	\$3293	\$3710
	Parametric 18"-24"	18.875"	72"	12"-18.875"	66.5625"-72"	\$3216	\$3357	\$3782
		18.875"	N.A.	12"-18.875"	72.0625"-84"	\$3279	\$3424	\$3858
		24"	66.5"	18.9375"-24"	64.4375"-66.5"	\$3216	\$3357	\$3782
		24"	72"	18.9375"-24"	66.5625"-72"	\$3279	\$3424	\$3858
		24"	N.A.	18.9375"-24"	72.0625"-84"	\$3342	\$3490	\$3932
	Modular 30"	18.875"	66.5"	12"-18.875"	64.4375"-66.5"	\$3216	\$3357	\$3782
	Parametric 24.0625"-30"	18.875"	72"	12"-18.875"	66.5625"-72"	\$3279	\$3424	\$3858
		18.875"	N.A.	12"-18.875"	72.0625"-84"	\$3342	\$3490	\$3932
		24"	66.5"	18.9375"-24"	64.4375"-66.5"	\$3279	\$3424	\$3858
		24"	72"	18.9375"-24"	66.5625"-72"	\$3342	\$3490	\$3932
		24"	N.A.	18.9375"-24"	72.0625"-84"	\$3405	\$3555	\$4005
	Modular 36"	18.875"	66.5"	12"-18.875"	64.4375"-66.5"	\$3279	\$3424	\$3858
	Parametric 30.0625"-36"	18.875"	72"	12"-18.875"	66.5625"-72"	\$3342	\$3490	\$3932
		18.875"	N.A.	12"-18.875"	72.0625"-84"	\$3405	\$3555	\$4005
		24"	66.5"	18.9375"-24"	64.4375"-66.5"	\$3342	\$3490	\$3932
		24"	72"	18.9375"-24"	66.5625"-72"	\$3405	\$3555	\$4005
		24"	N.A.	18.9375"-24"	72.0625"-84"	\$3468	\$3621	\$4079

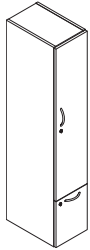


For Canadian Pricing

Multiply U.S. Price by the Canadian price factor.

► See page 1 for details.

WorkValet Lockers with Drawer



	Standard Includes	Required to Specify
► Need help? Product details, page 124	<ul style="list-style-type: none"> Locker: High-Pressure Laminate price group 1 Headset: High-Pressure Laminate price group 1 Pulls: metal Lock face ring with plastic plug to accommodate lock cylinder: 9201 Polished Chrome Fixed shelf on one-door units 67.5"H and taller Two coat hooks on 18"D locker, if selected One coat rod on 24"D locker, if selected 1 1/4" adjustable leveling glides Ganging hardware 	<ol style="list-style-type: none"> Style number Depth (see below under Required Selections) Width (see below under Required Selections) Height (see below under Required Selections) Laminate color for locker Laminate color for headset Color number for pull(s) Options, if selected (see below) <p>► See <i>Surface Materials</i>, page 440.</p>

Tip: Widths do not apply to all configurations.

	Required Selections	U.S. Price	Required to Specify
Depth	<ul style="list-style-type: none"> 18.875"D 24"D 	Prices at right Prices at right	Specify with 18.875" depth. Specify with 24" depth.
Width	Single wide <ul style="list-style-type: none"> 15.81"W Double wide <ul style="list-style-type: none"> 29.86"W 35.86"W 	Prices at right Prices at right Prices at right Prices at right	Specify with 15.81" width. Specify with 29.86" width. Specify with 35.86" width.
Height	<ul style="list-style-type: none"> 41.75"H 47.9375"H 54.125"H 66.5"H 72"H 	Prices at right Prices at right Prices at right Prices at right Prices at right	Specify with 41.75" height. Specify with 47.9375" height. Specify with 54.125" height. Specify with 66.5" height. Specify with 72" height.

Tip: Heights do not apply to all configurations.

Tip: Lockers have an inset top construction which provides consistent door gaps and a tighter fit of adjacent units when ganged together. Surrounds are available to provide a clean visual, if needed.

For laminate price group 2, and laminate price group 3 pricing, please refer to the electronic catalog or SmartTools.

Tip: Open Line laminate will only be charged once per locker, not per surface.

Tip: Door can be removed per opening. Door one is the top door, door two is the next lowest door, etc. Door removal will be symmetrical on double columns. For instance, if door three is removed on a double column, the doors on the left and right will be removed.



For Canadian Pricing
Multiply U.S. Price by the Canadian price factor.
► See page 1 for details.

	Options	U.S. Price	Required to Specify
Surface Materials	Case finish <ul style="list-style-type: none"> High-Pressure Laminate (HPL) price group 1 High-Pressure Laminate (HPL) price group 2 High-Pressure Laminate (HPL) price group 3 Open Line laminate Headset finish <ul style="list-style-type: none"> High-Pressure Laminate (HPL) price group 1 High-Pressure Laminate (HPL) price group 2 High-Pressure Laminate (HPL) price group 3 Open Line laminate 	No cost See information at left See information at left +\$105 plus cost of laminate No cost See information at left See information at left +\$105 plus cost of laminate	Specify laminate color number. Specify laminate color number. Specify laminate color number. ► See <i>Surface Material Reference Manual</i> . Specify laminate color number. Specify laminate color number. Specify laminate color number. ► See <i>Surface Material Reference Manual</i> .
Remove Door	<ul style="list-style-type: none"> Single one door/double two door Single two door/double four door Single three door/double six door Single four door/double eight door 	-\$ 71 per door -\$ 38 per door -\$ 27 per door -\$ 22 per door	Specify with no door. Specify with no door. Specify with no door. Specify with no door.
Hinge Location	<ul style="list-style-type: none"> Door hinged left Door hinged right 	No cost No cost	Specify with door hinged left. Specify with door hinged right.

► Options, continued on next page

► Options, continued from previous page

	Options	U.S. Price	Required to Specify
Headset	• Full front	No cost	Specify with full front headset.
	• Expressed toe kick	No cost	Specify with expressed toe kick headset.
	• Recessed toe kick	No cost	Specify with recessed toe kick headset.
	• Plinth base	No cost	Specify with plinth base.
Pull	• Contemporary	No cost	Specify with contemporary pull.
	• Handle	No cost	Specify with handle pull.
	• Ledge	No cost	Specify with ledge pull.
	• Jazz	+\$ 29 per pull	Specify with jazz pull.
	• Inset	+\$ 37 per pull	Specify with inset pull.
	• Nile	+\$ 38 per pull	Specify with nile pull.
	• Bar	+\$ 44 per pull	Specify with bar pull.
Lock and Keying	• Standard key plug	No cost	Specify with standard key plug.
	• Master key plug	+\$ 37 per lock	Specify with master key.
	• Digilock Versa keypad—standard	+\$230 per lock	Specify with Digilock Versa keypad.
	• Digilock Versa RFID—standard	+\$294 per lock	Specify with Digilock Versa RFID.
	• Digilock Aspire keypad	+\$474 per lock	Specify with Digilock Aspire Keypad.
	• Digilock Aspire RFID	+\$555 per lock	Specify with Digilock Aspire RFID.
	• Network lock	+\$617 per lock	Specify with network lock.
Shelf	• USB charging on network lock	+\$ 51 per lock	Specify with USB charging.
	• Adjustable shelf	Prices below	Specify with adjustable shelf.
Interior Configuration	• No hook	No cost	Specify with no coat hook.
	• Coat hooks	No cost	Specify with coat hooks.
	• Coat rod	+\$ 22	Specify with coat rod.
	• Personal shelf	+\$ 98 per shelf	Specify with personal shelf.
Options	• Name tag	+\$ 10 per name tag	Specify with name tag.
	• Mail slot	+\$ 15 per mail slot	Specify with mail slot.
Related Products	• Adjustable shelf		► Page 400
	• Digilock keys		► Page 402
	• Surrounds		► Pages 404–410
	• Accessories		► Page 412
	• Planter		► Page 414

Tip: Plinth base to be used in network locking applications.

Tip: Pulls are required when standard key plug or master key plug is selected.

Tip: Remember to specify lock cylinder and key.

► Lock cylinders, page 450

Tip: Network locks require plinth base.

Tip: If Digilock Versa or Aspire locks are selected, the Digilock programming key and manager key must be specified separately for proper setup. Additional keys are available.

► Page 402

Tip: Drawer is only available with standard key plug or master key plug.

Tip: Personal shelf and adjustable shelf option is per opening. For example, if one adjustable shelf is optioned on a 3-door unit, three adjustable shelves will be included.

Tip: Mail slot available in 15½"W minimum for single column and 31"W minimum for double column, for all locks except Versa RFID. Minimum width of locker with mail slot and Versa RFID is 16½"W single column and 33"W for double column.

Tip: See configuration rules on page 148.

Tip: Coat rod available on 24"D lockers only regardless of height when door is present. Coat rod available on 18⅞"D lockers when all doors are removed.

Tip: Pricing is per shelf. Adjustable shelf option applies per opening.

For laminate price group 2, and laminate price group 3 pricing, please refer to the electronic catalog or SmartTools.

Adjustable Shelf for Use with Single Wide

Width	D-Modular	D-Parametric	Low-Pressure Laminate	High-Pressure Laminate
Modular: 15.81"	18.875"	N.A.	N.A.	+\$88
	24"	N.A.	N.A.	+\$97

Adjustable Shelf for Use with Double Wide

Width	D-Modular	D-Parametric	Low-Pressure Laminate	High-Pressure Laminate
Modular: 29.86"	18.875"	N.A.	N.A.	+\$ 88
	24"	N.A.	N.A.	+\$ 97
Modular: 35.86"	18.875"	N.A.	N.A.	+\$101
	24"	N.A.	N.A.	+\$110

► Specification Information, on next page

► Options, on previous page

Specification Information

Style Number	Dimensions Width	D-Modular	H-Modular	D-Parametric	H-Parametric	U.S. Base Prices		
						LPL PG 1 Case and Headset	LPL PG 1 Case and HPL PG 1 Headset	HPL PG 1 Case and Headset

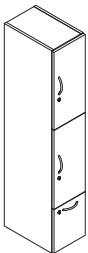
Single Lockers with Drawer—One Door

SNGLKRS1D	Modular 15.81"	18.875"	41.75"	N.A.	38.0625"–41.75"	N.A.	N.A.	\$1648
		18.875"	47.9375"	N.A.	41.8125"–47.9375"	N.A.	N.A.	\$1688
		18.875"	54.125"	N.A.	48"–54.125"	N.A.	N.A.	\$1730
		18.875"	66.5"	N.A.	54.1875"–66.5"	N.A.	N.A.	\$1772
		18.875"	72"	N.A.	66.5625"–72"	N.A.	N.A.	\$1814
		18.875"	N.A.	N.A.	72.0625"–84"	N.A.	N.A.	\$1854
		24"	41.75"	N.A.	38.0625"–41.75"	N.A.	N.A.	\$1688
		24"	47.9375"	N.A.	41.8125"–47.9375"	N.A.	N.A.	\$1730
		24"	54.125"	N.A.	48"–54.125"	N.A.	N.A.	\$1772
		24"	66.5"	N.A.	54.1875"–66.5"	N.A.	N.A.	\$1814
		24"	72"	N.A.	66.5625"–72"	N.A.	N.A.	\$1854
		24"	N.A.	N.A.	72.0625"–84"	N.A.	N.A.	\$1896

Single Lockers with Drawer—Two Door

SNGLKRS2D	Modular 15.81"	18.875"	41.75"	N.A.	41.75"	N.A.	N.A.	\$1762
		18.875"	47.9375"	N.A.	41.8125"–47.9375"	N.A.	N.A.	\$1801
		18.875"	54.125"	N.A.	48"–54.125"	N.A.	N.A.	\$1843
		18.875"	66.5"	N.A.	54.1875"–66.5"	N.A.	N.A.	\$1883
		18.875"	72"	N.A.	66.5625"–72"	N.A.	N.A.	\$1925
		18.875"	N.A.	N.A.	72.0625"–84"	N.A.	N.A.	\$1965
		24"	41.75"	N.A.	41.75"	N.A.	N.A.	\$1801
		24"	47.9375"	N.A.	41.8125"–47.9375"	N.A.	N.A.	\$1843
		24"	54.125"	N.A.	48"–54.125"	N.A.	N.A.	\$1883
		24"	66.5"	N.A.	54.1875"–66.5"	N.A.	N.A.	\$1925
		24"	72"	N.A.	66.5625"–72"	N.A.	N.A.	\$1965
		24"	N.A.	N.A.	72.0625"–84"	N.A.	N.A.	\$2007

► Specification Information, continued on next page



For Canadian Pricing
Multiply U.S. Price by the
Canadian price factor.
► See page 1 for details.

► Specification Information, continued from previous page

Specification Information

• Style Number	• Dimensions Width	D-Modular	H-Modular	D-Parametric	H-Parametric	U.S. Base Prices		
						• LPL PG 1 Case and Headset	• LPL PG 1 Case and HPL PG 1 Headset	• HPL PG 1 Case and Headset


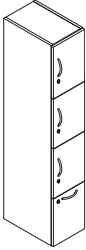
Single Lockers with Drawer—Three Door

SNGLKRS3D	Modular 15.81"	18.875"	54.125"	N.A.	54.125"	N.A.	N.A.	\$1957
		18.875"	66.5"	N.A.	54.1875"–66.5"	N.A.	N.A.	\$1999
		18.875"	72"	N.A.	66.5625"–72"	N.A.	N.A.	\$2039
		18.875"	N.A.	N.A.	72.0625"–84"	N.A.	N.A.	\$2081
		24"	54.125"	N.A.	54.125"	N.A.	N.A.	\$1999
		24"	66.5"	N.A.	54.1875"–66.5"	N.A.	N.A.	\$2039
		24"	72"	N.A.	66.5625"–72"	N.A.	N.A.	\$2081
		24"	N.A.	N.A.	72.0625"–84"	N.A.	N.A.	\$2121

Single Lockers with Drawer—Four Door

SNGLKRS4D	Modular 15.81"	18.875"	66.5"	N.A.	66.5"	N.A.	N.A.	\$2111
		18.875"	72"	N.A.	66.5625"–72"	N.A.	N.A.	\$2153
		18.875"	N.A.	N.A.	72.0625"–84"	N.A.	N.A.	\$2194
		24"	66.5"	N.A.	66.5"	N.A.	N.A.	\$2153
		24"	72"	N.A.	66.5625"–72"	N.A.	N.A.	\$2194
		24"	N.A.	N.A.	72.0625"–84"	N.A.	N.A.	\$2235

► Specification Information, continued on next page



For Canadian Pricing
Multiply U.S. Price by the
Canadian price factor.
► See page 1 for details.

► Specification Information, continued from previous page

Specification Information

• Style Number	• Dimensions Width	D-Modular	H-Modular	D-Parametric	H-Parametric	U.S. Base Prices		
						• LPL PG 1 Case and Headset	• LPL PG 1 Case and HPL PG 1 Headset	• HPL PG 1 Case and Headset

Double Lockers with Drawer—Two Door

• SNGDKRD2D	Modular 29.86"	18.875"	41.75"	N.A.	38.0625"–41.75"	N.A.	N.A.	\$2909
		18.875"	47.9375"	N.A.	41.8125"–47.9375"	N.A.	N.A.	\$2982
		18.875"	54.125"	N.A.	48"–54.125"	N.A.	N.A.	\$3056
		18.875"	66.5"	N.A.	54.1875"–66.5"	N.A.	N.A.	\$3130
		18.875"	72"	N.A.	66.5625"–72"	N.A.	N.A.	\$3203
		18.875"	N.A.	N.A.	72.0625"–84"	N.A.	N.A.	\$3277
		24"	41.75"	N.A.	38.0625"–41.75"	N.A.	N.A.	\$2983
		24"	47.9375"	N.A.	41.8125"–47.9375"	N.A.	N.A.	\$3056
		24"	54.125"	N.A.	48"–54.125"	N.A.	N.A.	\$3130
		24"	66.5"	N.A.	54.1875"–66.5"	N.A.	N.A.	\$3203
		24"	72"	N.A.	66.5625"–72"	N.A.	N.A.	\$3277
		24"	N.A.	N.A.	72.0625"–84"	N.A.	N.A.	\$3351
	Modular 35.86"	18.875"	41.75"	N.A.	38.0625"–41.75"	N.A.	N.A.	\$2982
		18.875"	47.9375"	N.A.	41.8125"–47.9375"	N.A.	N.A.	\$3056
		18.875"	54.125"	N.A.	48"–54.125"	N.A.	N.A.	\$3130
		18.875"	66.5"	N.A.	54.1875"–66.5"	N.A.	N.A.	\$3203
		18.875"	72"	N.A.	66.5625"–72"	N.A.	N.A.	\$3277
		18.875"	N.A.	N.A.	72.0625"–84"	N.A.	N.A.	\$3351
		24"	41.75"	N.A.	38.0625"–41.75"	N.A.	N.A.	\$3056
		24"	47.9375"	N.A.	41.8125"–47.9375"	N.A.	N.A.	\$3130
		24"	54.125"	N.A.	48"–54.125"	N.A.	N.A.	\$3203
		24"	66.5"	N.A.	54.1875"–66.5"	N.A.	N.A.	\$3277
		24"	72"	N.A.	66.5625"–72"	N.A.	N.A.	\$3351
		24"	N.A.	N.A.	72.0625"–84"	N.A.	N.A.	\$3425

► Specification Information, continued on next page



For Canadian Pricing

Multiply U.S. Price by the Canadian price factor.

► See page 1 for details.

► Specification Information, continued from previous page

Specification Information

• Style Number	• Dimensions Width	D-Modular	H-Modular	D-Parametric	H-Parametric	U.S. Base Prices		
						• LPL PG 1 Case and Headset	• LPL PG 1 Case and HPL PG 1 Headset	• HPL PG 1 Case and Headset

Double Lockers with Drawer—Four Door



SGLKRD4D	Modular 29.86"	18.875"	41.75"	N.A.	41.75"	N.A.	N.A.	\$3110
		18.875"	47.9375"	N.A.	41.8125"—47.9375"	N.A.	N.A.	\$3185
		18.875"	54.125"	N.A.	48"—54.125"	N.A.	N.A.	\$3259
		18.875"	66.5"	N.A.	54.1875"—66.5"	N.A.	N.A.	\$3332
		18.875"	72"	N.A.	66.5625"—72"	N.A.	N.A.	\$3406
		18.875"	N.A.	N.A.	72.0625"—84"	N.A.	N.A.	\$3479
		24"	41.75"	N.A.	41.75"	N.A.	N.A.	\$3185
		24"	47.9375"	N.A.	41.8125"—47.9375"	N.A.	N.A.	\$3259
		24"	54.125"	N.A.	48"—54.125"	N.A.	N.A.	\$3332
		24"	66.5"	N.A.	54.1875"—66.5"	N.A.	N.A.	\$3406
		24"	72"	N.A.	66.5625"—72"	N.A.	N.A.	\$3479
		24"	N.A.	N.A.	72.0625"—84"	N.A.	N.A.	\$3553
	Modular 35.86"	18.875"	41.75"	N.A.	41.75"	N.A.	N.A.	\$3185
		18.875"	47.9375"	N.A.	41.8125"—47.9375"	N.A.	N.A.	\$3259
		18.875"	54.125"	N.A.	48"—54.125"	N.A.	N.A.	\$3332
		18.875"	66.5"	N.A.	54.1875"—66.5"	N.A.	N.A.	\$3406
		18.875"	72"	N.A.	66.5625"—72"	N.A.	N.A.	\$3479
		18.875"	N.A.	N.A.	72.0625"—84"	N.A.	N.A.	\$3553
		24"	41.75"	N.A.	41.75"	N.A.	N.A.	\$3259
		24"	47.9375"	N.A.	41.8125"—47.9375"	N.A.	N.A.	\$3332
		24"	54.125"	N.A.	48"—54.125"	N.A.	N.A.	\$3406
		24"	66.5"	N.A.	54.1875"—66.5"	N.A.	N.A.	\$3479
		24"	72"	N.A.	66.5625"—72"	N.A.	N.A.	\$3553
		24"	N.A.	N.A.	72.0625"—84"	N.A.	N.A.	\$3628
	
	

► Specification Information, continued on next page



For Canadian Pricing
Multiply U.S. Price by the
Canadian price factor.
► See page 1 for details.

► Specification Information, continued from previous page

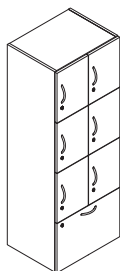
Specification Information

• Style Number	• Dimensions Width	D-Modular	H-Modular	D-Parametric	H-Parametric	U.S. Base Prices		
						• LPL PG 1 Case and Headset	• LPL PG 1 Case and HPL PG 1 Headset	• HPL PG 1 Case and Headset

Double Lockers with Drawer—Six Door

• SINGLKRD6D	Modular 29.86"	18.875"	54.125"	N.A.	54.125"	N.A.	N.A.	\$3463
		18.875"	66.5"	N.A.	54.1875"–66.5"	N.A.	N.A.	\$3536
		18.875"	72"	N.A.	66.5625"–72"	N.A.	N.A.	\$3610
		18.875"	N.A.	N.A.	72.0625"–84"	N.A.	N.A.	\$3686
		24"	54.125"	N.A.	54.125"	N.A.	N.A.	\$3536
		24"	66.5"	N.A.	54.1875"–66.5"	N.A.	N.A.	\$3610
		24"	72"	N.A.	66.5625"–72"	N.A.	N.A.	\$3686
		24"	N.A.	N.A.	72.0625"–84"	N.A.	N.A.	\$3760
	Modular 35.86"	18.875"	54.125"	N.A.	54.125"	N.A.	N.A.	\$3536
		18.875"	66.5"	N.A.	54.1875"–66.5"	N.A.	N.A.	\$3610
		18.875"	72"	N.A.	66.5625"–72"	N.A.	N.A.	\$3686
		18.875"	N.A.	N.A.	72.0625"–84"	N.A.	N.A.	\$3760
		24"	54.125"	N.A.	54.125"	N.A.	N.A.	\$3610
		24"	66.5"	N.A.	54.1875"–66.5"	N.A.	N.A.	\$3686
		24"	72"	N.A.	66.5625"–72"	N.A.	N.A.	\$3760
		24"	N.A.	N.A.	72.0625"–84"	N.A.	N.A.	\$3833

► Specification Information, continued on next page



 **For Canadian Pricing**
Multiply U.S. Price by the
Canadian price factor.
► See page 1 for details.

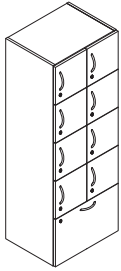
► Specification Information, continued from previous page

Specification Information

• Style Number	• Dimensions Width	D-Modular	H-Modular	D-Parametric	H-Parametric	U.S. Base Prices		
						• LPL PG 1 Case and Headset	• LPL PG 1 Case and HPL PG 1 Headset	• HPL PG 1 Case and Headset

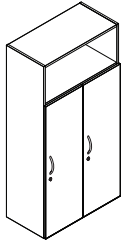
Double Lockers with Drawer—Eight Door

SGLKRD8D	Modular 29.86"	18.875"	66.5"	N.A.	66.5"	N.A.	N.A.	\$3743
		18.875"	72"	N.A.	66.5625"–72"	N.A.	N.A.	\$3817
		18.875"	N.A.	N.A.	72.0625"–84"	N.A.	N.A.	\$3889
		24"	66.5"	N.A.	66.5"	N.A.	N.A.	\$3817
		24"	72"	N.A.	66.5625"–72"	N.A.	N.A.	\$3889
		24"	N.A.	N.A.	72.0625"–84"	N.A.	N.A.	\$3963
		24"	N.A.	N.A.	72.0625"–84"	N.A.	N.A.	\$4039
	Modular 35.86"	18.875"	66.5"	N.A.	66.5"	N.A.	N.A.	\$3817
		18.875"	72"	N.A.	66.5625"–72"	N.A.	N.A.	\$3889
		18.875"	N.A.	N.A.	72.0625"–84"	N.A.	N.A.	\$3963
		24"	66.5"	N.A.	66.5"	N.A.	N.A.	\$3889
		24"	72"	N.A.	66.5625"–72"	N.A.	N.A.	\$3963
		24"	N.A.	N.A.	72.0625"–84"	N.A.	N.A.	\$4039
		24"	N.A.	N.A.	72.0625"–84"	N.A.	N.A.	\$4039



 **For Canadian Pricing**
Multiply U.S. Price by the
Canadian price factor.
► See page 1 for details.

WorkValet Lockers with Open Shelf



► Need help?
Product details,
page 124

Standard Includes

- Locker: Low-Pressure Laminate price group 1
- Headset: Low-Pressure Laminate price group 1
- Pulls: metal
- Lock face ring with plastic plug to accommodate lock cylinder: 9201 Polished Chrome
- Fixed shelf on one-door units 70"H and taller
- Two coat hooks on 18"D locker, if selected
- One coat rod on 24"D locker, if selected
- 1¼" adjustable leveling glides
- Ganging hardware

Required to Specify

- 1 Style number
 - 2 Depth (see below under Required Selections)
 - 3 Width (see below under Required Selections)
 - 4 Height (see below under Required Selections)
 - 5 Laminate color for locker
 - 6 Laminate color for headset
 - 7 Color number for pull(s)
 - 8 Options, if selected (see below)
- See *Surface Materials*, page 440.

Tip: Widths do not apply to all configurations.

Tip: Heights do not apply to all configurations.

Tip: Lockers have an inset top construction which provides consistent door gaps and a tighter fit of adjacent units when ganged together. Surrounds are available to provide a clean visual, if needed.

For laminate price group 2, and laminate price group 3 pricing, please refer to the electronic catalog or SmartTools.

Tip: Open Line laminate will only be charged once per locker, not per surface.

Tip: Door can be removed per opening. Door one is the top door, door two is the next lowest door, etc. Door removal will be symmetrical on double columns. For instance, if door three is removed on a double column, the doors on the left and right will be removed.

	Required Selections	U.S. Price	Required to Specify
Depth	<ul style="list-style-type: none"> • 18.875"D • 24"D 	Prices at right Prices at right	Specify with 18.875" depth. Specify with 24" depth.
Width	Double wide <ul style="list-style-type: none"> • 24"W • 30"W • 36"W 	Prices at right Prices at right Prices at right	Specify with 24" width. Specify with 30" width. Specify with 36" width.
Height	<ul style="list-style-type: none"> • 41.75"H • 47.9375"H • 54.125"H • 66.5"H • 72"H 	Prices at right Prices at right Prices at right Prices at right Prices at right	Specify with 41.75" height. Specify with 47.9375" height. Specify with 54.125" height. Specify with 66.5" height. Specify with 72" height.
	Options	U.S. Price	Required to Specify
Surface Materials	Case finish <ul style="list-style-type: none"> • Low-Pressure Laminate (LPL) price group 1 • High-Pressure Laminate (HPL) price group 1 • High-Pressure Laminate (HPL) price group 2 • High-Pressure Laminate (HPL) price group 3 • Open Line laminate 	No cost Prices at right See information at left See information at left +\$105 plus cost of laminate	Specify laminate color number. Specify laminate color number. Specify laminate color number. Specify laminate color number. ► See <i>Surface Material Reference Manual</i> .
	Headset finish <ul style="list-style-type: none"> • Low-Pressure Laminate (LPL) price group 1 • High-Pressure Laminate (HPL) price group 1 • High-Pressure Laminate (HPL) price group 2 • High-Pressure Laminate (HPL) price group 3 • Open Line laminate 	No cost Prices at right See information at left See information at left +\$105 plus cost of laminate	Specify laminate color number. Specify laminate color number. Specify laminate color number. Specify laminate color number. ► See <i>Surface Material Reference Manual</i> .
Open Shelf Location	<ul style="list-style-type: none"> • Top • Bottom 	No cost No cost	Specify with shelf location top. Specify with shelf location bottom.
Remove Door	<ul style="list-style-type: none"> • Double two door • Double four door • Double six door • Double eight door 	-\$ 71 per door -\$ 38 per door -\$ 27 per door -\$ 22 per door	Specify with no door. Specify with no door. Specify with no door. Specify with no door.

► Options, continued on next page

► Options, continued from previous page

	Options	U.S. Price	Required to Specify
Hinge Location	<ul style="list-style-type: none"> • Door hinged left • Door hinged right 	No cost No cost	Specify with door hinged left. Specify with door hinged right.
Headset	<ul style="list-style-type: none"> • Full front • Expressed toe kick • Recessed toe kick 	No cost No cost No cost	Specify with full front headset. Specify with expressed toe kick headset. Specify with recessed toe kick headset.
Pull	<ul style="list-style-type: none"> • Contemporary • Handle • Ledge • Jazz • Inset • Nile • Bar 	No cost No cost No cost +\$ 29 per pull +\$ 37 per pull +\$ 38 per pull +\$ 44 per pull	Specify with contemporary pull. Specify with handle pull. Specify with ledge pull. Specify with jazz pull. Specify with inset pull. Specify with nile pull. Specify with bar pull.
Lock and Keying	<ul style="list-style-type: none"> • Standard key plug • Master key plug • Digilock Versa keypad—standard • Digilock Versa RFID—standard • Digilock Aspire keypad • Digilock Aspire RFID 	No cost +\$ 37 per lock +\$230 per lock +\$294 per lock +\$474 per lock +\$555 per lock	Specify with standard key plug. Specify with master key. Specify with Digilock Versa keypad. Specify with Digilock Versa RFID. Specify with Digilock Aspire Keypad. Specify with Digilock Aspire RFID.
Shelf	<ul style="list-style-type: none"> • Adjustable shelf 	Prices below	Specify with adjustable shelf.
Interior Configuration	<ul style="list-style-type: none"> • No hook • Coat hooks • Coat rod • Personal shelf 	No cost No cost +\$ 22 +\$ 98 per shelf	Specify with no coat hook. Specify with coat hooks. Specify with coat rod. Specify with personal shelf.
Options	<ul style="list-style-type: none"> • Name tag • Mail slot 	+\$ 10 per name tag +\$ 15 per mail slot	Specify with name tag. Specify with mail slot.
Related Products	<ul style="list-style-type: none"> • Adjustable shelf • Digilock keys • Surrounds • Accessories • Planter 		► Page 400 ► Page 402 ► Pages 404–410 ► Page 412 ► Page 414

Tip: Pulls are required when standard key plug or master key plug is selected.

Tip: Remember to specify lock cylinder and key.
► Lock cylinders, page 450

Tip: If Digilock Versa or Aspire locks are selected, the Digilock programming key and manager key must be specified separately for proper setup. Additional keys are available.
► Page 402

Tip: Personal shelf and adjustable shelf option is per opening. For example, if one adjustable shelf is optioned on a 3-door unit, three adjustable shelves will be included.

Tip: Mail slot available in 31"W minimum for double column, for all locks except Versa RFID. Minimum width of locker with mail slot and Versa RFID is 33"W for double column.

Tip: See configuration rules on page 148.

Tip: Coat rod available on 24"D lockers only regardless of height when door is present. Coat rod available on 18⁷/₈"D lockers when all doors are removed.

Tip: Pricing is per shelf. Adjustable shelf option applies per opening.

For laminate price group 2, and laminate price group 3 pricing, please refer to the electronic catalog or SmartTools.



For Canadian Pricing
Multiply U.S. Price by the Canadian price factor.
► See page 1 for details.

Adjustable Shelf for Use with Double Wide

Width	D-Modular	D-Parametric	Low-Pressure Laminate	High-Pressure Laminate
Modular: 24"	18.875"	12"–18.875"	+\$67	+\$ 76
Parametric 18"–24"	24"	18.9375"–24"	+\$72	+\$ 84
Modular: 30"	18.875"	12"–18.875"	+\$77	+\$ 88
Parametric 24.0625"–30"	24"	18.9375"–24"	+\$82	+\$ 97
Modular: 36"	18.875"	12"–18.875"	+\$87	+\$101
Parametric 30.0625"–36"	24"	18.9375"–24"	+\$92	+\$110

► Specification Information, on next page

► Options, on previous page

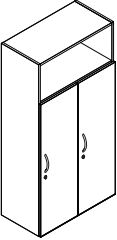
Specification Information

• Style Number	• Dimensions Width	D-Modular	H-Modular	D-Parametric	H-Parametric	U.S. Base Prices		
						• LPL PG 1 Case and Headset	• LPL PG 1 Case and HPL PG 1 Headset	• HPL PG 1 Case and Headset

Double Lockers with Open Shelf—Two Door

SNGLKRD2S	Modular 24"	18.875"	41.75"	12"—18.875"	38.0625"—41.75"	\$2330	\$2430	\$2730
	Parametric 18"—24"	18.875"	47.9375"	12"—18.875"	41.8125"—47.9375"	\$2392	\$2496	\$2806
		18.875"	54.125"	12"—18.875"	48"—54.125"	\$2455	\$2561	\$2879
		18.875"	66.5"	12"—18.875"	54.1875"—66.5"	\$2519	\$2628	\$2954
		18.875"	72"	12"—18.875"	66.5625"—72"	\$2581	\$2693	\$3027
		18.875"	N.A.	12"—18.875"	72.0625"—84"	\$2644	\$2758	\$3100
		24"	41.75"	18.9375"—24"	38.0625"—41.75"	\$2392	\$2496	\$2806
		24"	47.9375"	18.9375"—24"	41.8125"—47.9375"	\$2455	\$2561	\$2879
		24"	54.125"	18.9375"—24"	48"—54.125"	\$2519	\$2628	\$2954
		24"	66.5"	18.9375"—24"	54.1875"—66.5"	\$2581	\$2693	\$3027
		24"	72"	18.9375"—24"	66.5625"—72"	\$2644	\$2758	\$3100
		24"	N.A.	18.9375"—24"	72.0625"—84"	\$2707	\$2824	\$3175
	Modular 30"	18.875"	41.75"	12"—18.875"	38.0625"—41.75"	\$2392	\$2496	\$2806
	Parametric 24.0625"—30"	18.875"	47.9375"	12"—18.875"	41.8125"—47.9375"	\$2455	\$2561	\$2879
		18.875"	54.125"	12"—18.875"	48"—54.125"	\$2519	\$2628	\$2954
		18.875"	66.5"	12"—18.875"	54.1875"—66.5"	\$2581	\$2693	\$3027
		18.875"	72"	12"—18.875"	66.5625"—72"	\$2644	\$2758	\$3100
		18.875"	N.A.	12"—18.875"	72.0625"—84"	\$2707	\$2824	\$3175
		24"	41.75"	18.9375"—24"	38.0625"—41.75"	\$2456	\$2562	\$2880
		24"	47.9375"	18.9375"—24"	41.8125"—47.9375"	\$2519	\$2628	\$2954
		24"	54.125"	18.9375"—24"	48"—54.125"	\$2581	\$2693	\$3027
		24"	66.5"	18.9375"—24"	54.1875"—66.5"	\$2644	\$2758	\$3100
		24"	72"	18.9375"—24"	66.5625"—72"	\$2707	\$2824	\$3175
		24"	N.A.	18.9375"—24"	72.0625"—84"	\$2769	\$2889	\$3248

► Specification Information, continued on next page



For Canadian Pricing
Multiply U.S. Price by the
Canadian price factor.
► See page 1 for details.

► Specification Information, continued from previous page

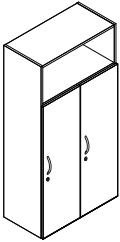
Specification Information

• Style Number	• Dimensions Width	D-Modular	H-Modular	D-Parametric	H-Parametric	U.S. Base Prices		
						• LPL PG 1 Case and Headset	• LPL PG 1 Case and HPL PG 1 Headset	• HPL PG 1 Case and Headset

Double Lockers with Open Shelf—Two Door, continued

SGLKRD2S	Modular 36"	18.875"	41.75"	12"—18.875"	38.0625"—41.75"	\$2455	\$2561	\$2879
	Parametric 30.0625"—36"	18.875"	47.9375"	12"—18.875"	41.8125"—47.9375"	\$2519	\$2628	\$2954
		18.875"	54.125"	12"—18.875"	48"—54.125"	\$2581	\$2693	\$3027
		18.875"	66.5"	12"—18.875"	54.1875"—66.5"	\$2644	\$2758	\$3100
		18.875"	72"	12"—18.875"	66.5625"—72"	\$2707	\$2824	\$3175
		18.875"	N.A.	12"—18.875"	72.0625"—84"	\$2769	\$2889	\$3248
		24"	41.75"	18.9375"—24"	38.0625"—41.75"	\$2519	\$2628	\$2954
		24"	47.9375"	18.9375"—24"	41.8125"—47.9375"	\$2581	\$2693	\$3027
		24"	54.125"	18.9375"—24"	48"—54.125"	\$2644	\$2758	\$3100
		24"	66.5"	18.9375"—24"	54.1875"—66.5"	\$2707	\$2824	\$3175
		24"	72"	18.9375"—24"	66.5625"—72"	\$2769	\$2889	\$3248
		24"	N.A.	18.9375"—24"	72.0625"—84"	\$2833	\$2955	\$3322

► Specification Information, continued on next page



For Canadian Pricing
Multiply U.S. Price by the
Canadian price factor.
► See page 1 for details.

► Specification Information, continued from previous page

Specification Information

• Style Number	• Dimensions Width	D-Modular	H-Modular	D-Parametric	H-Parametric	U.S. Base Prices		
						• LPL PG 1 Case and Headset	• LPL PG 1 Case and HPL PG 1 Headset	• HPL PG 1 Case and Headset

Double Lockers with Open Shelf—Four Door

SNGLRD4S	Modular 24"	18.875"	47.9375"	12"—18.875"	44.75"—47.9375"	\$2565	\$2676	\$3008
	Parametric 18"—24"	18.875"	54.125"	12"—18.875"	48"—54.125"	\$2628	\$2742	\$3082
		18.875"	66.5"	12"—18.875"	54.1875"—66.5"	\$2691	\$2807	\$3156
		18.875"	72"	12"—18.875"	66.5625"—72"	\$2754	\$2873	\$3230
		18.875"	N.A.	12"—18.875"	72.0625"—84"	\$2816	\$2938	\$3303
	24"	47.9375"	18.9375"—24"	44.75"—47.9375"		\$2628	\$2742	\$3082
	24"	54.125"	18.9375"—24"	48"—54.125"		\$2691	\$2807	\$3156
	24"	66.5"	18.9375"—24"	54.1875"—66.5"		\$2754	\$2873	\$3230
	24"	72"	18.9375"—24"	66.5625"—72"		\$2816	\$2938	\$3303
	24"	N.A.	18.9375"—24"	72.0625"—84"		\$2879	\$3003	\$3376
	Modular 30"	18.875"	47.9375"	12"—18.875"	44.75"—47.9375"	\$2628	\$2742	\$3082
	Parametric 24.0625"—30"	18.875"	54.125"	12"—18.875"	48"—54.125"	\$2691	\$2807	\$3156
		18.875"	66.5"	12"—18.875"	54.1875"—66.5"	\$2754	\$2873	\$3230
		18.875"	72"	12"—18.875"	66.5625"—72"	\$2816	\$2938	\$3303
		18.875"	N.A.	12"—18.875"	72.0625"—84"	\$2879	\$3003	\$3376
	24"	47.9375"	18.9375"—24"	44.75"—47.9375"		\$2691	\$2807	\$3156
	24"	54.125"	18.9375"—24"	48"—54.125"		\$2754	\$2873	\$3230
	24"	66.5"	18.9375"—24"	54.1875"—66.5"		\$2816	\$2938	\$3303
	24"	72"	18.9375"—24"	66.5625"—72"		\$2879	\$3003	\$3376
	24"	N.A.	18.9375"—24"	72.0625"—84"		\$2943	\$3070	\$3451
	Modular 36"	18.875"	47.9375"	12"—18.875"	44.75"—47.9375"	\$2691	\$2807	\$3156
	Parametric 30.0625"—36"	18.875"	54.125"	12"—18.875"	48"—54.125"	\$2754	\$2873	\$3230
		18.875"	66.5"	12"—18.875"	54.1875"—66.5"	\$2816	\$2938	\$3303
		18.875"	72"	12"—18.875"	66.5625"—72"	\$2879	\$3003	\$3376
		18.875"	N.A.	12"—18.875"	72.0625"—84"	\$2943	\$3070	\$3451
	24"	47.9375"	18.9375"—24"	44.75"—47.9375"		\$2754	\$2873	\$3230
	24"	54.125"	18.9375"—24"	48"—54.125"		\$2816	\$2938	\$3303
	24"	66.5"	18.9375"—24"	54.1875"—66.5"		\$2879	\$3003	\$3376
	24"	72"	18.9375"—24"	66.5625"—72"		\$2943	\$3070	\$3451
	24"	N.A.	18.9375"—24"	72.0625"—84"		\$3005	\$3135	\$3525

► Specification Information, continued on next page



For Canadian Pricing
Multiply U.S. Price by the
Canadian price factor.
► See page 1 for details.

► Specification Information, continued from previous page

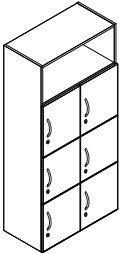
Specification Information

• Style Number	• Dimensions Width					U.S. Base Prices		
		D-Modular	H-Modular	D-Parametric	H-Parametric	• LPL PG 1 Case and Headset	• LPL PG 1 Case and HPL PG 1 Headset	• HPL PG 1 Case and Headset

Double Lockers with Open Shelf—Six Door

SGLKRD6S	Modular 24"	18.875"	66.5"	12"—18.875"	57"—66.5"	\$2865	\$2989	\$3360
	Parametric 18"—24"	18.875"	72"	12"—18.875"	66.5625"—72"	\$2929	\$3055	\$3434
		18.875"	N.A.	12"—18.875"	72.0625"—84"	\$2992	\$3121	\$3508
		24"	66.5"	18.9375"—24"	57"—66.5"	\$2928	\$3054	\$3433
		24"	72"	18.9375"—24"	66.5625"—72"	\$2992	\$3121	\$3508
		24"	N.A.	18.9375"—24"	72.0625"—84"	\$3054	\$3186	\$3583
	Modular 30"	18.875"	66.5"	12"—18.875"	57"—66.5"	\$2928	\$3054	\$3433
	Parametric 24.0625"—30"	18.875"	72"	12"—18.875"	66.5625"—72"	\$2992	\$3121	\$3508
		18.875"	N.A.	12"—18.875"	72.0625"—84"	\$3054	\$3186	\$3583
		24"	66.5"	18.9375"—24"	57"—66.5"	\$2992	\$3121	\$3508
		24"	72"	18.9375"—24"	66.5625"—72"	\$3054	\$3186	\$3583
		24"	N.A.	18.9375"—24"	72.0625"—84"	\$3117	\$3252	\$3657
	Modular 36"	18.875"	66.5"	12"—18.875"	57"—66.5"	\$2992	\$3121	\$3508
	Parametric 30.0625"—36"	18.875"	72"	12"—18.875"	66.5625"—72"	\$3054	\$3186	\$3583
		18.875"	N.A.	12"—18.875"	72.0625"—84"	\$3117	\$3252	\$3657
		24"	66.5"	18.9375"—24"	57"—66.5"	\$3054	\$3186	\$3583
		24"	72"	18.9375"—24"	66.5625"—72"	\$3117	\$3252	\$3657
		24"	N.A.	18.9375"—24"	72.0625"—84"	\$3180	\$3317	\$3730

► Specification Information, continued on next page



 **For Canadian Pricing**
Multiply U.S. Price by the
Canadian price factor.
► See page 1 for details.

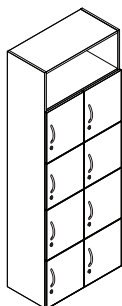
► **Specification Information, continued from previous page**

Specification Information

• Style Number	• Dimensions Width	D-Modular	H-Modular	D-Parametric	H-Parametric	U.S. Base Prices		
						• LPL PG 1 Case and Headset	• LPL PG 1 Case and HPL PG 1 Headset	• HPL PG 1 Case and Headset

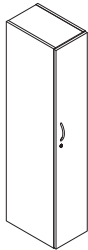
Double Lockers with Open Shelf—Eight Door

• SNGLKRD8S	Modular 24"	18.875"	72"	12"—18.875"	69"—72"	\$3103	\$3237	\$3640
	Parametric 18"—24"	18.875"	N.A.	12"—18.875"	72.0625"—84"	\$3166	\$3303	\$3714
		24"	72"	18.9375"—24"	69"—72"	\$3166	\$3303	\$3714
		24"	N.A.	18.9375"—24"	72.0625"—84"	\$3229	\$3368	\$3787
	Modular 30"	18.875"	72"	12"—18.875"	69"—72"	\$3166	\$3303	\$3714
	Parametric 24.0625"—30"	18.875"	N.A.	12"—18.875"	72.0625"—84"	\$3229	\$3368	\$3787
		24"	72"	18.9375"—24"	69"—72"	\$3229	\$3368	\$3787
		24"	N.A.	18.9375"—24"	72.0625"—84"	\$3291	\$3433	\$3860
	Modular 36"	18.875"	72"	12"—18.875"	69"—72"	\$3229	\$3368	\$3787
	Parametric 30.0625"—36"	18.875"	N.A.	12"—18.875"	72.0625"—84"	\$3291	\$3433	\$3860
		24"	72"	18.9375"—24"	69"—72"	\$3291	\$3433	\$3860
		24"	N.A.	18.9375"—24"	72.0625"—84"	\$3354	\$3500	\$3936



 **For Canadian Pricing**
Multiply U.S. Price by the
Canadian price factor.
► See page 1 for details.

WorkValet Lockers—Leg Base



Tip: Leg base sold separately.

Tip: Widths do not apply to all configurations.

Tip: Heights do not apply to all configurations.

Tip: Lockers have an inset top construction which provides consistent door gaps and a tighter fit of adjacent units when ganged together. Surrounds are available to provide a clean visual, if needed.

For laminate price group 2, and laminate price group 3 pricing, please refer to the electronic catalog or SmartTools.

Tip: Open Line laminate will only be charged once per locker, not per surface.

	Standard Includes	Required to Specify
► Need help? Product details, page 124	<ul style="list-style-type: none"> Locker: Low-Pressure Laminate price group 1 Headset: Low-Pressure Laminate price group 1 Pulls: metal Lock face ring with plastic plug to accommodate lock cylinder: 9201 Polished Chrome Fixed shelf on one-door units 54"H and taller Two coat hooks on 18"D locker, if selected One coat rod on 24"D locker, if selected Ganging hardware 	<ol style="list-style-type: none"> Style number Depth (see below under Required Selections) Width (see below under Required Selections) Height (see below under Required Selections) Laminate color for locker Laminate color for headset Color number for pull(s) Options, if selected (see below) <p>► See <i>Surface Materials</i>, page 440.</p>

	Required Selections	U.S. Price	Required to Specify
Depth	<ul style="list-style-type: none"> 18.875"D 24"D 	Prices at right Prices at right	Specify with 18.875" depth. Specify with 24" depth.
Width	Single wide <ul style="list-style-type: none"> 12"W 15"W 18"W Double wide <ul style="list-style-type: none"> 24"W 30"W 36"W 	Prices at right Prices at right Prices at right Prices at right Prices at right Prices at right	Specify with 12" width. Specify with 15" width. Specify with 18" width. Specify with 24" width. Specify with 30" width. Specify with 36" width.
Height	<ul style="list-style-type: none"> 41.75"H 47.9375"H 54.125"H 66.5"H 72"H 	Prices at right Prices at right Prices at right Prices at right Prices at right	Specify with 41.75" height. Specify with 47.9375" height. Specify with 54.125" height. Specify with 66.5" height. Specify with 72" height.

	Options	U.S. Price	Required to Specify
Surface Materials	Case finish <ul style="list-style-type: none"> Low-Pressure Laminate (LPL) price group 1 High-Pressure Laminate (HPL) price group 1 High-Pressure Laminate (HPL) price group 2 High-Pressure Laminate (HPL) price group 3 Open Line laminate Headset finish <ul style="list-style-type: none"> Low-Pressure Laminate (LPL) price group 1 High-Pressure Laminate (HPL) price group 1 High-Pressure Laminate (HPL) price group 2 High-Pressure Laminate (HPL) price group 3 Open Line laminate 	No cost Prices at right See information at left See information at left +\$105 plus cost of laminate No cost Prices at right See information at left See information at left +\$105 plus cost of laminate	Specify laminate color number. Specify laminate color number. Specify laminate color number. Specify laminate color number. ► See <i>Surface Material Reference Manual</i> . Specify laminate color number. Specify laminate color number. Specify laminate color number. Specify laminate color number. ► See <i>Surface Material Reference Manual</i> .

► Options, continued on next page

 **For Canadian Pricing**
Multiply U.S. Price by the Canadian price factor.
► See page 1 for details.

► Options, continued from previous page

	Options	U.S. Price	Required to Specify
Remove Door	• Single one door/double two door	–\$ 71 per door	Specify with no door.
	• Single two door/double four door	–\$ 38 per door	Specify with no door.
	• Single three door/double six door	–\$ 27 per door	Specify with no door.
	• Single four door/double eight door	–\$ 22 per door	Specify with no door.
	• Single five door/double ten door	–\$ 18 per door	Specify with no door.
Hinge Location	• Door hinged left	No cost	Specify with door hinged left.
	• Door hinged right	No cost	Specify with door hinged right.
Pull	• Contemporary	No cost	Specify with contemporary pull.
	• Handle	No cost	Specify with handle pull.
	• Ledge	No cost	Specify with ledge pull.
	• Jazz	+\$ 29 per pull	Specify with jazz pull.
	• Inset	+\$ 37 per pull	Specify with inset pull.
	• Nile	+\$ 38 per pull	Specify with nile pull.
	• Bar	+\$ 44 per pull	Specify with bar pull.
Lock and Keying	• Standard key plug	No cost	Specify with standard key plug.
	• Master key plug	+\$ 37 per lock	Specify with master key.
	• Digilock Versa keypad—standard	+\$230 per lock	Specify with Digilock Versa keypad.
	• Digilock Versa RFID—standard	+\$294 per lock	Specify with Digilock Versa RFID.
	• Digilock Aspire keypad	+\$474 per lock	Specify with Digilock Aspire Keypad.
	• Digilock Aspire RFID	+\$555 per lock	Specify with Digilock Aspire RFID.
Shelf	• Adjustable shelf	Prices below	Specify with adjustable shelf.
Interior Configuration	• No hook	No cost	Specify with no coat hook.
	• Coat hooks	No cost	Specify with coat hooks.
	• Coat rod	+\$ 22	Specify with coat rod.
	• Personal shelf	+\$ 98 per shelf	Specify with personal shelf.
Options	• Name tag	+\$ 10 per name tag	Specify with name tag.
	• Mail slot	+\$ 15 per mail slot	Specify with mail slot.
Related Products	• Adjustable shelf		► Page 400
	• Digilock keys		► Page 402
	• Surrounds		► Pages 404–410
	• Accessories		► Page 412
	• Planter		► Page 414
	• Leg base		► Page 403

► Options, continued on next page

Tip: Door can be removed per opening. Door one is the top door, door two is the next lowest door, etc. Door removal will be symmetrical on double columns. For instance, if door three is removed on a double column, the doors on the left and right will be removed.

Tip: Pulls are required when standard key plug or master key plug is selected.

Tip: Remember to specify lock cylinder and key.
► Lock cylinders, page 450

Tip: If Digilock Versa or Aspire locks are selected, the Digilock programming key and manager key must be specified separately for proper setup. Additional keys are available.
► Page 402

Tip: Personal shelf and adjustable shelf option is per opening. For example, if one adjustable shelf is optioned on a 3-door unit, three adjustable shelves will be included.

Tip: Mail slot available in 15½"W minimum for single column and 31"W minimum for double column, for all locks except Versa RFID. Minimum width of locker with mail slot and Versa RFID is 16½"W single column and 33"W for double column.

Tip: See configuration rules on page 148.

Tip: Coat rod available on 24"D lockers only regardless of height when door is present. Coat rod available on 18⅞"D lockers when all doors are removed.



For Canadian Pricing
Multiply U.S. Price by the Canadian price factor.
► See page 1 for details.

Tip: Pricing is per shelf.
Adjustable shelf option
applies per opening.

**For laminate price
group 2, and laminate
price group 3 pricing,
please refer to the electronic
catalog or SmartTools.**

► Options, continued from previous page

Adjustable Shelf for Use with Single Wide

Width	D-Modular	D-Parametric	Low-Pressure Laminate	High-Pressure Laminate
Modular: 12"	18.875"	12"—18.875"	+\$ 67	+\$ 76
Parametric 9"—12"	24"	18.9375"—24"	+\$ 72	+\$ 84
Modular: 15"	18.875"	12"—18.875"	+\$ 77	+\$ 88
Parametric 12.0625"—15"	24"	18.9375"—24"	+\$ 82	+\$ 97
Modular: 18"	18.875"	12"—18.875"	+\$ 87	+\$101
Parametric 15.0625"—18"	24"	18.9375"—24"	+\$ 92	+\$110
Parametric 18.0625"—24"	18.875"	12"—18.875"	+\$ 98	+\$113
	24"	18.9375"—24"	+\$103	+\$124

Adjustable Shelf for Use with Double Wide

Width	D-Modular	D-Parametric	Low-Pressure Laminate	High-Pressure Laminate
Modular: 24"	18.875"	12"—18.875"	+\$67	+\$ 76
Parametric 18"—24"	24"	18.9375"—24"	+\$72	+\$ 84
Modular: 30"	18.875"	12"—18.875"	+\$77	+\$ 88
Parametric 24.0625"—30"	24"	18.9375"—24"	+\$82	+\$ 97
Modular: 36"	18.875"	12"—18.875"	+\$87	+\$101
Parametric 30.0625"—36"	24"	18.9375"—24"	+\$92	+\$110



For Canadian Pricing
Multiply U.S. Price by the
Canadian price factor.
► See page 1 for details.

Specification Information

• Style Number	• Dimensions Width	D-Modular	H-Modular	D-Parametric	H-Parametric	U.S. Base Prices		
						• LPL PG 1 Case and Headset	• LPL PG 1 Case and HPL PG 1 Headset	• HPL PG 1 Case and Headset

Single Lockers – Leg Base—One Door

• SNGLKRS1LB	Modular 12"	18.875"	41.75"	12"—18.875"	38.0625"—41.75"	\$1147	\$1202	\$1369
	Parametric 9"—12"	18.875"	47.9375"	12"—18.875"	41.8125"—47.9375"	\$1178	\$1235	\$1407
		18.875"	54.125"	12"—18.875"	48"—54.125"	\$1209	\$1267	\$1443
		18.875"	66.5"	12"—18.875"	54.1875"—66.5"	\$1240	\$1300	\$1481
		18.875"	72"	12"—18.875"	66.5625"—72"	\$1272	\$1334	\$1520
		18.875"	N.A.	12"—18.875"	72.0625"—84"	\$1304	\$1368	\$1559
		24"	41.75"	18.9375"—24"	38.0625"—41.75"	\$1178	\$1235	\$1407
		24"	47.9375"	18.9375"—24"	41.8125"—47.9375"	\$1209	\$1267	\$1443
		24"	54.125"	18.9375"—24"	48"—54.125"	\$1240	\$1300	\$1481
		24"	66.5"	18.9375"—24"	54.1875"—66.5"	\$1272	\$1334	\$1520
		24"	72"	18.9375"—24"	66.5625"—72"	\$1304	\$1368	\$1559
		24"	N.A.	18.9375"—24"	72.0625"—84"	\$1335	\$1400	\$1595
	Modular 15"	18.875"	41.75"	12"—18.875"	38.0625"—41.75"	\$1178	\$1235	\$1407
	Parametric 12.0625"—15"	18.875"	47.9375"	12"—18.875"	41.8125"—47.9375"	\$1209	\$1267	\$1443
		18.875"	54.125"	12"—18.875"	48"—54.125"	\$1240	\$1300	\$1481
		18.875"	66.5"	12"—18.875"	54.1875"—66.5"	\$1272	\$1334	\$1520
		18.875"	72"	12"—18.875"	66.5625"—72"	\$1304	\$1368	\$1559
		18.875"	N.A.	12"—18.875"	72.0625"—84"	\$1335	\$1400	\$1595
		24"	41.75"	18.9375"—24"	38.0625"—41.75"	\$1209	\$1267	\$1443
		24"	47.9375"	18.9375"—24"	41.8125"—47.9375"	\$1240	\$1300	\$1481
		24"	54.125"	18.9375"—24"	48"—54.125"	\$1272	\$1334	\$1520
		24"	66.5"	18.9375"—24"	54.1875"—66.5"	\$1304	\$1368	\$1559
		24"	72"	18.9375"—24"	66.5625"—72"	\$1335	\$1400	\$1595
		24"	N.A.	18.9375"—24"	72.0625"—84"	\$1367	\$1434	\$1634

► Specification Information, continued on next page



 **For Canadian Pricing**
Multiply U.S. Price by the
Canadian price factor.
► See page 1 for details.

► **Specification Information, continued from previous page**

Specification Information

• Style Number	• Dimensions Width	D-Modular	H-Modular	D-Parametric	H-Parametric	U.S. Base Prices		
						• LPL PG 1 Case and Headset	• LPL PG 1 Case and HPL PG 1 Headset	• HPL PG 1 Case and Headset

Single Lockers – Leg Base—One Door, continued

SNGLKRS1LB	Modular 18"	18.875"	41.75"	12"-18.875"	38.0625"-41.75"	\$1209	\$1267	\$1443
	Parametric 15.0625"-18"	18.875"	47.9375"	12"-18.875"	41.8125"-47.9375"	\$1240	\$1300	\$1481
		18.875"	54.125"	12"-18.875"	48"-54.125"	\$1272	\$1334	\$1520
		18.875"	66.5"	12"-18.875"	54.1875"-66.5"	\$1304	\$1368	\$1559
		18.875"	72"	12"-18.875"	66.5625"-72"	\$1335	\$1400	\$1595
		18.875"	N.A.	12"-18.875"	72.0625"-84"	\$1367	\$1434	\$1634
		24"	41.75"	18.9375"-24"	38.0625"-41.75"	\$1240	\$1300	\$1481
		24"	47.9375"	18.9375"-24"	41.8125"-47.9375"	\$1272	\$1334	\$1520
		24"	54.125"	18.9375"-24"	48"-54.125"	\$1304	\$1368	\$1559
		24"	66.5"	18.9375"-24"	54.1875"-66.5"	\$1335	\$1400	\$1595
		24"	72"	18.9375"-24"	66.5625"-72"	\$1367	\$1434	\$1634
		24"	N.A.	18.9375"-24"	72.0625"-84"	\$1399	\$1467	\$1671
	Parametric 18.0625"-24"	18.875"	41.75"	12"-18.875"	38.0625"-41.75"	\$1240	\$1300	\$1481
		18.875"	47.9375"	12"-18.875"	41.8125"-47.9375"	\$1272	\$1334	\$1520
		18.875"	54.125"	12"-18.875"	48"-54.125"	\$1304	\$1368	\$1559
		18.875"	66.5"	12"-18.875"	54.1875"-66.5"	\$1335	\$1400	\$1595
		18.875"	72"	12"-18.875"	66.5625"-72"	\$1367	\$1434	\$1634
		18.875"	N.A.	12"-18.875"	72.0625"-84"	\$1399	\$1467	\$1671
		24"	41.75"	18.9375"-24"	38.0625"-41.75"	\$1272	\$1334	\$1520
		24"	47.9375"	18.9375"-24"	41.8125"-47.9375"	\$1304	\$1368	\$1559
		24"	54.125"	18.9375"-24"	48"-54.125"	\$1335	\$1400	\$1595
		24"	66.5"	18.9375"-24"	54.1875"-66.5"	\$1367	\$1434	\$1634
		24"	72"	18.9375"-24"	66.5625"-72"	\$1399	\$1467	\$1671
		24"	N.A.	18.9375"-24"	72.0625"-84"	\$1429	\$1499	\$1708

► **Specification Information, continued on next page**



For Canadian Pricing
Multiply U.S. Price by the
Canadian price factor.
► See page 1 for details.

► Specification Information, continued from previous page

Specification Information

• Style Number	• Dimensions Width	D-Modular	H-Modular	D-Parametric	H-Parametric	U.S. Base Prices		
						• LPL PG 1 Case and Headset	• LPL PG 1 Case and HPL PG 1 Headset	• HPL PG 1 Case and Headset

Single Lockers – Leg Base—Two Door

SNGLKRS2LB	Modular 12"	18.875"	41.75"	12"—18.875"	38.0625"—41.75"	\$1233	\$1292	\$1471
	Parametric 9"—12"	18.875"	47.9375"	12"—18.875"	41.8125"—47.9375"	\$1264	\$1326	\$1511
		18.875"	54.125"	12"—18.875"	48"—54.125"	\$1296	\$1359	\$1548
		18.875"	66.5"	12"—18.875"	54.1875"—66.5"	\$1327	\$1392	\$1586
		18.875"	72"	12"—18.875"	66.5625"—72"	\$1358	\$1424	\$1622
		18.875"	N.A.	12"—18.875"	72.0625"—84"	\$1390	\$1458	\$1661
		24"	41.75"	18.9375"—24"	38.0625"—41.75"	\$1264	\$1326	\$1511
		24"	47.9375"	18.9375"—24"	41.8125"—47.9375"	\$1296	\$1359	\$1548
		24"	54.125"	18.9375"—24"	48"—54.125"	\$1327	\$1392	\$1586
		24"	66.5"	18.9375"—24"	54.1875"—66.5"	\$1358	\$1424	\$1622
		24"	72"	18.9375"—24"	66.5625"—72"	\$1390	\$1458	\$1661
		24"	N.A.	18.9375"—24"	72.0625"—84"	\$1422	\$1491	\$1698
	Modular 15"	18.875"	41.75"	12"—18.875"	38.0625"—41.75"	\$1264	\$1326	\$1511
	Parametric 12.0625"—15"	18.875"	47.9375"	12"—18.875"	41.8125"—47.9375"	\$1296	\$1359	\$1548
		18.875"	54.125"	12"—18.875"	48"—54.125"	\$1327	\$1392	\$1586
		18.875"	66.5"	12"—18.875"	54.1875"—66.5"	\$1358	\$1424	\$1622
		18.875"	72"	12"—18.875"	66.5625"—72"	\$1390	\$1458	\$1661
		18.875"	N.A.	12"—18.875"	72.0625"—84"	\$1422	\$1491	\$1698
		24"	41.75"	18.9375"—24"	38.0625"—41.75"	\$1296	\$1359	\$1548
		24"	47.9375"	18.9375"—24"	41.8125"—47.9375"	\$1327	\$1392	\$1586
		24"	54.125"	18.9375"—24"	48"—54.125"	\$1358	\$1424	\$1622
		24"	66.5"	18.9375"—24"	54.1875"—66.5"	\$1390	\$1458	\$1661
		24"	72"	18.9375"—24"	66.5625"—72"	\$1422	\$1491	\$1698
		24"	N.A.	18.9375"—24"	72.0625"—84"	\$1453	\$1524	\$1736

► Specification Information, continued on next page



 **For Canadian Pricing**
Multiply U.S. Price by the
Canadian price factor.
► See page 1 for details.

► Specification Information, continued from previous page

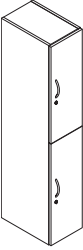
Specification Information

• Style Number	• Dimensions Width	D-Modular	H-Modular	D-Parametric	H-Parametric	U.S. Base Prices		
						• LPL PG 1 Case and Headset	• LPL PG 1 Case and HPL PG 1 Headset	• HPL PG 1 Case and Headset

Single Lockers – Leg Base—Two Door, continued

SNGLKRS2LB	Modular 18"	18.875"	41.75"	12"—18.875"	38.0625"—41.75"	\$1296	\$1359	\$1548
	Parametric 15.0625"—18"	18.875"	47.9375"	12"—18.875"	41.8125"—47.9375"	\$1327	\$1392	\$1586
		18.875"	54.125"	12"—18.875"	48"—54.125"	\$1358	\$1424	\$1622
		18.875"	66.5"	12"—18.875"	54.1875"—66.5"	\$1390	\$1458	\$1661
		18.875"	72"	12"—18.875"	66.5625"—72"	\$1422	\$1491	\$1698
		18.875"	N.A.	12"—18.875"	72.0625"—84"	\$1453	\$1524	\$1736
		24"	41.75"	18.9375"—24"	38.0625"—41.75"	\$1327	\$1392	\$1586
		24"	47.9375"	18.9375"—24"	41.8125"—47.9375"	\$1358	\$1424	\$1622
		24"	54.125"	18.9375"—24"	48"—54.125"	\$1390	\$1458	\$1661
		24"	66.5"	18.9375"—24"	54.1875"—66.5"	\$1422	\$1491	\$1698
		24"	72"	18.9375"—24"	66.5625"—72"	\$1453	\$1524	\$1736
		24"	N.A.	18.9375"—24"	72.0625"—84"	\$1485	\$1557	\$1773
	Parametric 18.0625"—24"	18.875"	41.75"	12"—18.875"	38.0625"—41.75"	\$1327	\$1392	\$1586
		18.875"	47.9375"	12"—18.875"	41.8125"—47.9375"	\$1358	\$1424	\$1622
		18.875"	54.125"	12"—18.875"	48"—54.125"	\$1390	\$1458	\$1661
		18.875"	66.5"	12"—18.875"	54.1875"—66.5"	\$1422	\$1491	\$1698
		18.875"	72"	12"—18.875"	66.5625"—72"	\$1453	\$1524	\$1736
		18.875"	N.A.	12"—18.875"	72.0625"—84"	\$1485	\$1557	\$1773
		24"	41.75"	18.9375"—24"	38.0625"—41.75"	\$1358	\$1424	\$1622
		24"	47.9375"	18.9375"—24"	41.8125"—47.9375"	\$1390	\$1458	\$1661
		24"	54.125"	18.9375"—24"	48"—54.125"	\$1422	\$1491	\$1698
		24"	66.5"	18.9375"—24"	54.1875"—66.5"	\$1453	\$1524	\$1736
		24"	72"	18.9375"—24"	66.5625"—72"	\$1485	\$1557	\$1773
		24"	N.A.	18.9375"—24"	72.0625"—84"	\$1516	\$1590	\$1811

► Specification Information, continued on next page



For Canadian Pricing
Multiply U.S. Price by the
Canadian price factor.
► See page 1 for details.

► Specification Information, continued from previous page

Specification Information

• Style Number	• Dimensions Width	D-Modular	H-Modular	D-Parametric	H-Parametric	U.S. Base Prices		
						• LPL PG 1 Case and Headset	• LPL PG 1 Case and HPL PG 1 Headset	• HPL PG 1 Case and Headset

Single Lockers – Leg Base—Three Door

• SINGLKRS3LB	Modular 12"	18.875"	47.9375"	12"–18.875"	45"–47.9375"	\$1353	\$1419	\$1616
	Parametric 9"–12"	18.875"	54.125"	12"–18.875"	48"–54.125"	\$1384	\$1452	\$1654
		18.875"	66.5"	12"–18.875"	54.1875"–66.5"	\$1416	\$1485	\$1691
		18.875"	72"	12"–18.875"	66.5625"–72"	\$1447	\$1518	\$1729
		18.875"	N.A.	12"–18.875"	72.0625"–84"	\$1478	\$1550	\$1765
	24"	47.9375"	18.9375"–24"	45"–47.9375"		\$1384	\$1452	\$1654
	24"	54.125"	18.9375"–24"	48"–54.125"		\$1416	\$1485	\$1691
	24"	66.5"	18.9375"–24"	54.1875"–66.5"		\$1447	\$1518	\$1729
	24"	72"	18.9375"–24"	66.5625"–72"		\$1478	\$1550	\$1765
	24"	N.A.	18.9375"–24"	72.0625"–84"		\$1509	\$1583	\$1803
	Modular 15"	18.875"	47.9375"	12"–18.875"	45"–47.9375"	\$1384	\$1452	\$1654
	Parametric 12.0625"–15"	18.875"	54.125"	12"–18.875"	48"–54.125"	\$1416	\$1485	\$1691
		18.875"	66.5"	12"–18.875"	54.1875"–66.5"	\$1447	\$1518	\$1729
		18.875"	72"	12"–18.875"	66.5625"–72"	\$1478	\$1550	\$1765
		18.875"	N.A.	12"–18.875"	72".0625"–84"	\$1509	\$1583	\$1803
	24"	47.9375"	18.9375"–24"	45"–47.9375"		\$1416	\$1485	\$1691
	24"	54.125"	18.9375"–24"	48"–54.125"		\$1447	\$1518	\$1729
	24"	66.5"	18.9375"–24"	54.1875"–66.5"		\$1478	\$1550	\$1765
	24"	72"	18.9375"–24"	66.5625"–72"		\$1509	\$1583	\$1803
	24"	N.A.	18.9375"–24"	72.0625"–84"		\$1541	\$1616	\$1840
	Modular 18"	18.875"	47.9375"	12"–18.875"	45"–47.9375"	\$1416	\$1485	\$1691
	Parametric 15.0625"–18"	18.875"	54.125"	12"–18.875"	48"–54.125"	\$1447	\$1518	\$1729
		18.875"	66.5"	12"–18.875"	54.1875"–66.5"	\$1478	\$1550	\$1765
		18.875"	72"	12"–18.875"	66.5625"–72"	\$1509	\$1583	\$1803
		18.875"	N.A.	12"–18.875"	72.0625"–84"	\$1541	\$1616	\$1840
	24"	47.9375"	18.9375"–24"	45"–47.9375"		\$1447	\$1518	\$1729
	24"	54.125"	18.9375"–24"	48"–54.125"		\$1478	\$1550	\$1765
	24"	66.5"	18.9375"–24"	54.1875"–66.5"		\$1509	\$1583	\$1803
	24"	72"	18.9375"–24"	66.5625"–72"		\$1541	\$1616	\$1840
	24"	N.A.	18.9375"–24"	72.0625"–84"		\$1573	\$1650	\$1880

► Specification Information, continued on next page



 **For Canadian Pricing**
Multiply U.S. Price by the
Canadian price factor.
► See page 1 for details.

► Specification Information, continued from previous page

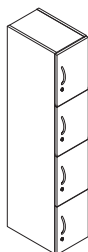
Specification Information

• Style Number	• Dimensions Width	D-Modular	H-Modular	D-Parametric	H-Parametric	U.S. Base Prices		
						• LPL PG 1 Case and Headset	• LPL PG 1 Case and HPL PG 1 Headset	• HPL PG 1 Case and Headset

Single Lockers – Leg Base—Four Door

SNGLKRS4LB	Modular 12"	18.875"	66.5"	12"–18.875"	58"–66.5"	\$1503	\$1576	\$1795
	Parametric 9"–12"	18.875"	72"	12"–18.875"	66.5625"–72"	\$1535	\$1610	\$1833
		18.875"	N.A.	12"–18.875"	72.0625"–84"	\$1566	\$1642	\$1871
		24"	66.5"	18.9375"–24"	58"–66.5"	\$1535	\$1610	\$1833
		24"	72"	18.9375"–24"	66.5625"–72"	\$1566	\$1642	\$1871
		24"	N.A.	18.9375"–24"	72.0625"–84"	\$1597	\$1675	\$1908
	Modular 15"	18.875"	66.5"	12"–18.875"	58"–66.5"	\$1535	\$1610	\$1833
	Parametric 12.0625"–15"	18.875"	72"	12"–18.875"	66.5625"–72"	\$1566	\$1642	\$1871
		18.875"	N.A.	12"–18.875"	72.0625"–84"	\$1597	\$1675	\$1908
		24"	66.5"	18.9375"–24"	58"–66.5"	\$1566	\$1642	\$1871
		24"	72"	18.9375"–24"	66.5625"–72"	\$1597	\$1675	\$1908
		24"	N.A.	18.9375"–24"	72.0625"–84"	\$1628	\$1707	\$1945
	Modular 18"	18.875"	66.5"	12"–18.875"	58"–66.5"	\$1566	\$1642	\$1871
	Parametric 15.0625"–18"	18.875"	72"	12"–18.875"	66.5625"–72"	\$1597	\$1675	\$1908
		18.875"	N.A.	12"–18.875"	72.0625"–84"	\$1628	\$1707	\$1945
		24"	66.5"	18.9375"–24"	58"–66.5"	\$1597	\$1675	\$1908
		24"	72"	18.9375"–24"	66.5625"–72"	\$1628	\$1707	\$1945
		24"	N.A.	18.9375"–24"	72.0625"–84"	\$1660	\$1741	\$1983

► Specification Information, continued on next page



 **For Canadian Pricing**
Multiply U.S. Price by the
Canadian price factor.
► See page 1 for details.

► Specification Information, continued from previous page

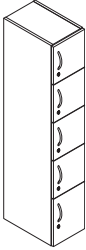
Specification Information

• Style Number	• Dimensions Width	D-Modular	H-Modular	D-Parametric	H-Parametric	U.S. Base Prices		
						• LPL PG 1 Case and Headset	• LPL PG 1 Case and HPL PG 1 Headset	• HPL PG 1 Case and Headset

Single Lockers – Leg Base—Five Door

SNGLKRS5LB	Modular 12"	18.875"	72"	12"–18.875"	70"–72"	\$1618	\$1697	\$1934
	Parametric 9"–12"	18.875"	N.A.	12"–18.875"	72.0625"–84"	\$1649	\$1729	\$1970
		24"	72"	18.9375"–24"	70"–72"	\$1649	\$1729	\$1970
		24"	N.A.	18.9375"–24"	72.0625"–84"	\$1681	\$1763	\$2009
	Modular 15"	18.875"	72"	12"–18.875"	70"–72"	\$1649	\$1729	\$1970
	Parametric 12.0625"–15"	18.875"	N.A.	12"–18.875"	72.0625"–84"	\$1681	\$1763	\$2009
		24"	72"	18.9375"–24"	70"–72"	\$1681	\$1763	\$2009
		24"	N.A.	18.9375"–24"	72.0625"–84"	\$1712	\$1795	\$2045
	Modular 18"	18.875"	72"	12"–18.875"	70"–72"	\$1681	\$1763	\$2009
	Parametric 15.0625"–18"	18.875"	N.A.	12"–18.875"	72.0625"–84"	\$1712	\$1795	\$2045
		24"	72"	18.9375"–24"	70"–72"	\$1712	\$1795	\$2045
		24"	N.A.	18.9375"–24"	72.0625"–84"	\$1743	\$1828	\$2083

► Specification Information, continued on next page




For Canadian Pricing
Multiply U.S. Price by the
Canadian price factor.
► See page 1 for details.

► Specification Information, continued from previous page

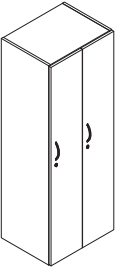
Specification Information

• Style Number	• Dimensions Width	D-Modular	H-Modular	D-Parametric	H-Parametric	U.S. Base Prices		
						• LPL PG 1 Case and Headset	• LPL PG 1 Case and HPL PG 1 Headset	• HPL PG 1 Case and Headset

Double Lockers – Leg Base—Two Door

• SINGLKR2LB	Modular 24"	18.875"	41.75"	12"-18.875"	38.0625"-41.75"	\$2064	\$2164	\$2464
	Parametric 18"-24"	18.875"	47.9375"	12"-18.875"	41.8125"-47.9375"	\$2121	\$2225	\$2535
		18.875"	54.125"	12"-18.875"	48"-54.125"	\$2177	\$2283	\$2601
		18.875"	66.5"	12"-18.875"	54.1875"-66.5"	\$2235	\$2344	\$2670
		18.875"	72"	12"-18.875"	66.5625"-72"	\$2292	\$2404	\$2738
		18.875"	N.A.	12"-18.875"	72.0625"-84"	\$2347	\$2461	\$2803
	24"	41.75"	18.9375"-24"	38.0625"-41.75"		\$2121	\$2225	\$2535
	24"	47.9375"	18.9375"-24"	41.8125"-47.9375"		\$2177	\$2283	\$2601
	24"	54.125"	18.9375"-24"	48"-54.125"		\$2235	\$2344	\$2670
	24"	66.5"	18.9375"-24"	54.1875"-66.5"		\$2292	\$2404	\$2738
	24"	72"	18.9375"-24"	66.5625"-72"		\$2347	\$2461	\$2803
	24"	N.A.	18.9375"-24"	72.0625"-84"		\$2404	\$2521	\$2872
	Modular 30"	18.875"	41.75"	12"-18.875"	38.0625"-41.75"	\$2121	\$2225	\$2535
	Parametric 24.0625"-30"	18.875"	47.9375"	12"-18.875"	41.8125"-47.9375"	\$2177	\$2283	\$2601
		18.875"	54.125"	12"-18.875"	48"-54.125"	\$2235	\$2344	\$2670
		18.875"	66.5"	12"-18.875"	54.1875"-66.5"	\$2292	\$2404	\$2738
		18.875"	72"	12"-18.875"	66.5625"-72"	\$2347	\$2461	\$2803
		18.875"	N.A.	12"-18.875"	72.0625"-84"	\$2404	\$2521	\$2872
	24"	41.75"	18.9375"-24"	38.0625"-41.75"		\$2179	\$2285	\$2603
	24"	47.9375"	18.9375"-24"	41.8125"-47.9375"		\$2235	\$2344	\$2670
	24"	54.125"	18.9375"-24"	48"-54.125"		\$2292	\$2404	\$2738
	24"	66.5"	18.9375"-24"	54.1875"-66.5"		\$2347	\$2461	\$2803
	24"	72"	18.9375"-24"	66.5625"-72"		\$2404	\$2521	\$2872
	24"	N.A.	18.9375"-24"	72.0625"-84"		\$2460	\$2580	\$2939

► Specification Information, continued on next page



For Canadian Pricing
Multiply U.S. Price by the
Canadian price factor.
► See page 1 for details.

► Specification Information, continued from previous page

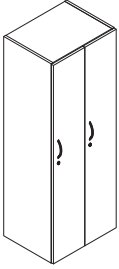
Specification Information

• Style Number	• Dimensions Width	D-Modular	H-Modular	D-Parametric	H-Parametric	U.S. Base Prices		
						• LPL PG 1 Case and Headset	• LPL PG 1 Case and HPL PG 1 Headset	• HPL PG 1 Case and Headset

Double Lockers – Leg Base—Two Door, continued

SNGLKRD2LB	Modular 36"	18.875"	41.75"	12"—18.875"	38.0625"—41.75"	\$2177	\$2283	\$2601
	Parametric 30.0625"—36"	18.875"	47.9375"	12"—18.875"	41.8125"—47.9375"	\$2235	\$2344	\$2670
		18.875"	54.125"	12"—18.875"	48"—54.125"	\$2292	\$2404	\$2738
		18.875"	66.5"	12"—18.875"	54.1875"—66.5"	\$2347	\$2461	\$2803
		18.875"	72"	12"—18.875"	66.5625"—72"	\$2404	\$2521	\$2872
		18.875"	N.A.	12"—18.875"	72.0625"—84"	\$2460	\$2580	\$2939
		24"	41.75"	18.9375"—24"	38.0625"—41.75"	\$2235	\$2344	\$2670
		24"	47.9375"	18.9375"—24"	41.8125"—47.9375"	\$2292	\$2404	\$2738
		24"	54.125"	18.9375"—24"	48"—54.125"	\$2347	\$2461	\$2803
		24"	66.5"	18.9375"—24"	54.1875"—66.5"	\$2404	\$2521	\$2872
		24"	72"	18.9375"—24"	66.5625"—72"	\$2460	\$2580	\$2939
		24"	N.A.	18.9375"—24"	72.0625"—84"	\$2518	\$2640	\$3007

► Specification Information, continued on next page



For Canadian Pricing
Multiply U.S. Price by the
Canadian price factor.
► See page 1 for details.

► Specification Information, continued from previous page

Specification Information

• Style Number	• Dimensions Width	D-Modular	H-Modular	D-Parametric	H-Parametric	U.S. Base Prices		
						• LPL PG 1 Case and Headset	• LPL PG 1 Case and HPL PG 1 Headset	• HPL PG 1 Case and Headset

Double Lockers – Leg Base—Four Door

SNGLKRD4LB	Modular 24"	18.875"	41.75"	12"-18.875"	38.0625"-41.75"	\$2220	\$2328	\$2652
	Parametric 18"-24"	18.875"	47.9375"	12"-18.875"	41.8125"-47.9375"	\$2277	\$2388	\$2720
		18.875"	54.125"	12"-18.875"	48"-54.125"	\$2334	\$2448	\$2788
		18.875"	66.5"	12"-18.875"	54.1875"-66.5"	\$2391	\$2507	\$2856
		18.875"	72"	12"-18.875"	66.5625"-72"	\$2447	\$2566	\$2923
		18.875"	N.A.	12"-18.875"	72.0625"-84"	\$2504	\$2626	\$2991
	24"	41.75"	18.9375"-24"	38.0625"-41.75"		\$2277	\$2388	\$2720
	24"	47.9375"	18.9375"-24"	41.8125"-47.9375"		\$2334	\$2448	\$2788
	24"	54.125"	18.9375"-24"	48"-54.125"		\$2391	\$2507	\$2856
	24"	66.5"	18.9375"-24"	54.1875"-66.5"		\$2447	\$2566	\$2923
	24"	72"	18.9375"-24"	66.5625"-72"		\$2504	\$2626	\$2991
	24"	N.A.	18.9375"-24"	72.0625"-84"		\$2560	\$2684	\$3057
	Modular 30"	18.875"	41.75"	12"-18.875"	38.0625"-41.75"	\$2277	\$2388	\$2720
	Parametric 24.0625"-30"	18.875"	47.9375"	12"-18.875"	41.8125"-47.9375"	\$2334	\$2448	\$2788
		18.875"	54.125"	12"-18.875"	48"-54.125"	\$2391	\$2507	\$2856
		18.875"	66.5"	12"-18.875"	54.1875"-66.5"	\$2447	\$2566	\$2923
		18.875"	72"	12"-18.875"	66.5625"-72"	\$2504	\$2626	\$2991
		18.875"	N.A.	12"-18.875"	72.0625"-84"	\$2560	\$2684	\$3057
	24"	41.75"	18.9375"-24"	38.0625"-41.75"		\$2334	\$2448	\$2788
	24"	47.9375"	18.9375"-24"	41.8125"-47.9375"		\$2391	\$2507	\$2856
	24"	54.125"	18.9375"-24"	48"-54.125"		\$2447	\$2566	\$2923
	24"	66.5"	18.9375"-24"	54.1875"-66.5"		\$2504	\$2626	\$2991
	24"	72"	18.9375"-24"	66.5625"-72"		\$2560	\$2684	\$3057
	24"	N.A.	18.9375"-24"	72.0625"-84"		\$2617	\$2744	\$3125

► Specification Information, continued on next page



For Canadian Pricing

Multiply U.S. Price by the Canadian price factor.

► See page 1 for details.

► Specification Information, continued from previous page

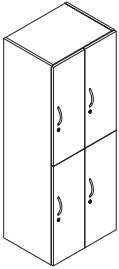
Specification Information

• Style Number	• Dimensions Width	D-Modular	H-Modular	D-Parametric	H-Parametric	U.S. Base Prices		
						• LPL PG 1 Case and Headset	• LPL PG 1 Case and HPL PG 1 Headset	• HPL PG 1 Case and Headset

Double Lockers – Leg Base—Four Door, continued

SGLKRD4LB	Modular 36"	18.875"	41.75"	12"—18.875"	38.0625"—41.75"	\$2334	\$2448	\$2788
	Parametric 30.0625"—36"	18.875"	47.9375"	12"—18.875"	48"—47.9375"	\$2391	\$2507	\$2856
		18.875"	54.125"	12"—18.875"	41.8125"—54.125"	\$2447	\$2566	\$2923
		18.875"	66.5"	12"—18.875"	54.1875"—66.5"	\$2504	\$2626	\$2991
		18.875"	72"	12"—18.875"	66.5625"—72"	\$2560	\$2684	\$3057
		18.875"	N.A.	12"—18.875"	72.0625"—84"	\$2617	\$2744	\$3125
		24"	41.75"	18.9375"—24"	38.0625"—41.75"	\$2391	\$2507	\$2856
		24"	47.9375"	18.9375"—24"	41.8125"—47.9375"	\$2447	\$2566	\$2923
		24"	54.125"	18.9375"—24"	48"—54.125"	\$2504	\$2626	\$2991
		24"	66.5"	18.9375"—24"	54.1875"—66.5"	\$2560	\$2684	\$3057
		24"	72"	18.9375"—24"	66.5625"—72"	\$2617	\$2744	\$3125
		24"	N.A.	18.9375"—24"	72.0625"—84"	\$2673	\$2803	\$3193

► Specification Information, continued on next page



For Canadian Pricing
Multiply U.S. Price by the
Canadian price factor.
► See page 1 for details.

► Specification Information, continued from previous page

Specification Information

• Style Number	• Dimensions Width	D-Modular	H-Modular	D-Parametric	H-Parametric	U.S. Base Prices		
						• LPL PG 1 Case and Headset	• LPL PG 1 Case and HPL PG 1 Headset	• HPL PG 1 Case and Headset

Double Lockers – Leg Base—Six Door

SNGLKRD6LB	Modular 24"	18.875"	47.9375"	12"—18.875"	45"—47.9375"	\$2436	\$2554	\$2909
	Parametric 18"—24"	18.875"	54.125"	12"—18.875"	48"—54.125"	\$2492	\$2613	\$2976
		18.875"	66.5"	12"—18.875"	54.1875"—66.5"	\$2549	\$2673	\$3044
		18.875"	72"	12"—18.875"	66.5625"—72"	\$2606	\$2732	\$3111
		18.875"	N.A.	12"—18.875"	72.0625"—84"	\$2663	\$2792	\$3179
		24"	47.9375"	18.9375"—24"	45"—47.9375"	\$2492	\$2613	\$2976
		24"	54.125"	18.9375"—24"	48"—54.125"	\$2549	\$2673	\$3044
		24"	66.5"	18.9375"—24"	54.1875"—66.5"	\$2605	\$2731	\$3110
		24"	72"	18.9375"—24"	66.5625"—72"	\$2663	\$2792	\$3179
		24"	N.A.	18.9375"—24"	72.0625"—84"	\$2718	\$2850	\$3247
	Modular 30"	18.875"	47.9375"	12"—18.875"	45"—47.9375"	\$2492	\$2613	\$2976
	Parametric 24.0625"—30"	18.875"	54.125"	12"—18.875"	48"—54.125"	\$2549	\$2673	\$3044
		18.875"	66.5"	12"—18.875"	54.1875"—66.5"	\$2605	\$2731	\$3110
		18.875"	72"	12"—18.875"	66.5625"—72"	\$2663	\$2792	\$3179
		18.875"	N.A.	12"—18.875"	72.0625"—84"	\$2718	\$2850	\$3247
		24"	47.9375"	18.9375"—24"	45"—47.9375"	\$2549	\$2673	\$3044
		24"	54.125"	18.9375"—24"	48"—54.125"	\$2605	\$2731	\$3110
		24"	66.5"	18.9375"—24"	54.1875"—66.5"	\$2663	\$2792	\$3179
		24"	72"	18.9375"—24"	66.5625"—72"	\$2718	\$2850	\$3247
		24"	N.A.	18.9375"—24"	72.0625"—84"	\$2775	\$2910	\$3315
	Modular 36"	18.875"	47.9375"	12"—18.875"	45"—47.9375"	\$2549	\$2673	\$3044
	Parametric 30.0625"—36"	18.875"	54.125"	12"—18.875"	48"—54.125"	\$2605	\$2731	\$3110
		18.875"	66.5"	12"—18.875"	54.1875"—66.5"	\$2663	\$2792	\$3179
		18.875"	72"	12"—18.875"	66.5625"—72"	\$2718	\$2850	\$3247
		18.875"	N.A.	12"—18.875"	72.0625"—84"	\$2775	\$2910	\$3315
		24"	47.9375"	18.9375"—24"	45"—47.9375"	\$2605	\$2731	\$3110
		24"	54.125"	18.9375"—24"	48"—54.125"	\$2663	\$2792	\$3179
		24"	66.5"	18.9375"—24"	54.1875"—66.5"	\$2718	\$2850	\$3247
		24"	72"	18.9375"—24"	66.5625"—72"	\$2775	\$2910	\$3315
	24"	N.A.	18.9375"—24"	72.0625"—84"	\$2831	\$2968	\$3381	

► Specification Information, continued on next page



For Canadian Pricing
Multiply U.S. Price by the
Canadian price factor.
► See page 1 for details.

► Specification Information, continued from previous page

Specification Information

Style Number	Dimensions Width	D-Modular	H-Modular	D-Parametric	H-Parametric	U.S. Base Prices		
						LPL PG 1 Case and Headset	LPL PG 1 Case and HPL PG 1 Headset	HPL PG 1 Case and Headset

Double Lockers – Leg Base—Eight Door

SNGLKRD8LB	Modular 24"	18.875"	66.5"	12"–18.875"	58"–66.5"	\$2707	\$2838	\$3233
	Parametric 18"–24"	18.875"	72"	12"–18.875"	66.5625"–72"	\$2764	\$2898	\$3301
		18.875"	N.A.	12"–18.875"	72.0625"–84"	\$2821	\$2958	\$3369
		24"	66.5"	18.9375"–24"	58"–66.5"	\$2764	\$2898	\$3301
		24"	72"	18.9375"–24"	66.5625"–72"	\$2821	\$2958	\$3369
		24"	N.A.	18.9375"–24"	72.0625"–84"	\$2877	\$3016	\$3435
	Modular 30"	18.875"	66.5"	12"–18.875"	58"–66.5"	\$2764	\$2898	\$3301
	Parametric 24.0625"–30"	18.875"	72"	12"–18.875"	66.5625"–72"	\$2821	\$2958	\$3369
		18.875"	N.A.	12"–18.875"	72.0625"–84"	\$2877	\$3016	\$3435
		24"	66.5"	18.9375"–24"	58"–66.5"	\$2821	\$2958	\$3369
		24"	72"	18.9375"–24"	66.5625"–72"	\$2877	\$3016	\$3435
		24"	N.A.	18.9375"–24"	72.0625"–84"	\$2934	\$3076	\$3503
	Modular 36"	18.875"	66.5"	12"–18.875"	58"–66.5"	\$2821	\$2958	\$3369
	Parametric 30.0625"–36"	18.875"	72"	12"–18.875"	66.5625"–72"	\$2877	\$3016	\$3435
		18.875"	N.A.	12"–18.875"	72.0625"–84"	\$2934	\$3076	\$3503
		24"	66.5"	18.9375"–24"	58"–66.5"	\$2877	\$3016	\$3435
		24"	72"	18.9375"–24"	66.5625"–72"	\$2934	\$3076	\$3503
		24"	N.A.	18.9375"–24"	72.0625"–84"	\$2990	\$3136	\$3572

► Specification Information, continued on next page



 **For Canadian Pricing**
Multiply U.S. Price by the
Canadian price factor.
► See page 1 for details.

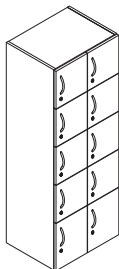
► **Specification Information, continued from previous page**

Specification Information

• Style Number	• Dimensions Width	D-Modular	H-Modular	D-Parametric	H-Parametric	U.S. Base Prices		
						• LPL PG 1 Case and Headset	• LPL PG 1 Case and HPL PG 1 Headset	• HPL PG 1 Case and Headset

Double Locker – Leg Bases—Ten Door

SNGLKRD10LB	Modular 24"	18.875"	72"	12"—18.875"	70"—72"	\$2913	\$3054	\$3479
	Parametric 18"—24"	18.875"	N.A.	12"—18.875"	72.0625"—84"	\$2969	\$3114	\$3548
		24"	72"	18.9375"—24"	70"—72"	\$2969	\$3114	\$3548
		24"	N.A.	18.9375"—24"	72.0625"—84"	\$3025	\$3173	\$3615
	Modular 30"	18.875"	72"	12"—18.875"	70"—72"	\$2969	\$3114	\$3548
	Parametric 24.0625"—30"	18.875"	N.A.	12"—18.875"	72.0625"—84"	\$3025	\$3173	\$3615
		24"	72"	18.9375"—24"	70"—72"	\$3025	\$3173	\$3615
		24"	N.A.	18.9375"—24"	72.0625"—84"	\$3083	\$3233	\$3683
	Modular 36"	18.875"	72"	12"—18.875"	70"—72"	\$3025	\$3173	\$3615
	Parametric 30.0625"—36"	18.875"	N.A.	12"—18.875"	72.0625"—84"	\$3083	\$3233	\$3683
		24"	72"	18.9375"—24"	70"—72"	\$3083	\$3233	\$3683
		24"	N.A.	18.9375"—24"	72.0625"—84"	\$3139	\$3292	\$3750

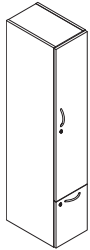


For Canadian Pricing

Multiply U.S. Price by the Canadian price factor.

► See page 1 for details.

WorkValet Lockers with Drawer—Leg Base



Tip: Leg base sold separately.

Tip: Widths do not apply to all configurations.

Tip: Heights do not apply to all configurations.

Tip: Lockers have an inset top construction which provides consistent door gaps and a tighter fit of adjacent units when ganged together. Surrounds are available to provide a clean visual, if needed.

For laminate price group 2, and laminate price group 3 pricing, please refer to the electronic catalog or SmartTools.

Tip: Open Line laminate will only be charged once per locker, not per surface.

Standard Includes	Required to Specify
<ul style="list-style-type: none"> ▶ Need help? Product details, page 124 Locker: High-Pressure Laminate price group 1 Headset: High-Pressure Laminate price group 1 Pulls: metal Lock face ring with plastic plug to accommodate lock cylinder: 9201 Polished Chrome Two coat hooks on 18"D locker, if selected One coat rod on 24"D locker, if selected Ganging hardware 	<ol style="list-style-type: none"> Style number Depth (see below under Required Selections) Width (see below under Required Selections) Height (see below under Required Selections) Laminate color for locker Laminate color for headset Color number for pull(s) Options, if selected (see below) <p>▶ See <i>Surface Materials</i>, page 440.</p>

	Required Selections	U.S. Price	Required to Specify
Depth	<ul style="list-style-type: none"> 18.875"D 24"D 	Prices at right Prices at right	Specify with 18.875" depth. Specify with 24" depth.
Width	Single wide <ul style="list-style-type: none"> 15.81"W Double wide <ul style="list-style-type: none"> 29.86"W 35.86"W 	Prices at right Prices at right Prices at right Prices at right	Specify with 15.81" width. Specify with 29.86" width. Specify with 35.86" width.
Height	<ul style="list-style-type: none"> 41.75"H 47.9375"H 54.125"H 66.5"H 72"H 	Prices at right Prices at right Prices at right Prices at right Prices at right	Specify with 41.75" height. Specify with 47.9375" height. Specify with 54.125" height. Specify with 66.5" height. Specify with 72" height.

	Options	U.S. Price	Required to Specify
Surface Materials	Case finish <ul style="list-style-type: none"> High-Pressure Laminate (HPL) price group 1 High-Pressure Laminate (HPL) price group 2 High-Pressure Laminate (HPL) price group 3 Open Line laminate 	No cost See information at left See information at left +\$105 plus cost of laminate	Specify laminate color number. Specify laminate color number. Specify laminate color number. ▶ See <i>Surface Material Reference Manual</i> .
	Headset finish <ul style="list-style-type: none"> High-Pressure Laminate (HPL) price group 1 High-Pressure Laminate (HPL) price group 2 High-Pressure Laminate (HPL) price group 3 Open Line laminate 	No cost See information at left See information at left +\$105 plus cost of laminate	Specify laminate color number. Specify laminate color number. Specify laminate color number. ▶ See <i>Surface Material Reference Manual</i> .

▶ Options, continued on next page



For Canadian Pricing
Multiply U.S. Price by the Canadian price factor.
▶ See page 1 for details.

► Options, continued from previous page

	Options	U.S. Price	Required to Specify
Remove Door	• Single one door/double two door	–\$ 71 per door	Specify with no door.
	• Single two door/double four door	–\$ 38 per door	Specify with no door.
	• Single three door/double six door	–\$ 27 per door	Specify with no door.
	• Single four door/double eight door	–\$ 22 per door	Specify with no door.
Hinge Location	• Door hinged left	No cost	Specify with door hinged left.
	• Door hinged right	No cost	Specify with door hinged right.
Pull	• Contemporary	No cost	Specify with contemporary pull.
	• Handle	No cost	Specify with handle pull.
	• Ledge	No cost	Specify with ledge pull.
	• Jazz	+\$ 29 per pull	Specify with jazz pull.
	• Inset	+\$ 37 per pull	Specify with inset pull.
	• Nile	+\$ 38 per pull	Specify with nile pull.
	• Bar	+\$ 44 per pull	Specify with bar pull.
Lock and Keying	• Standard key plug	No cost	Specify with standard key plug.
	• Master key plug	+\$ 37 per lock	Specify with master key.
	• Digilock Versa keypad—standard	+\$230 per lock	Specify with Digilock Versa keypad.
	• Digilock Versa RFID—standard	+\$294 per lock	Specify with Digilock Versa RFID.
	• Digilock Aspire keypad	+\$474 per lock	Specify with Digilock Aspire Keypad.
	• Digilock Aspire RFID	+\$555 per lock	Specify with Digilock Aspire RFID.
Shelf	• Adjustable shelf	Prices below	Specify with adjustable shelf.
Interior Configuration	• No hook	No cost	Specify with no coat hook.
	• Coat hooks	No cost	Specify with coat hooks.
	• Coat rod	+\$ 22	Specify with coat rod.
	• Personal shelf	+\$ 98 per shelf	Specify with personal shelf.
Options	• Name tag	+\$ 10 per name tag	Specify with name tag.
	• Mail slot	+\$ 15 per mail slot	Specify with mail slot.
Related Products	• Adjustable shelf		► Page 400
	• Digilock keys		► Page 402
	• Surrounds		► Pages 404–410
	• Accessories		► Page 412
	• Leg base		► Page 403

► Options, continued on next page

Tip: Door can be removed per opening. Door one is the top door, door two is the next lowest door, etc. Door removal will be symmetrical on double columns. For instance, if door three is removed on a double column, the doors on the left and right will be removed.

Tip: Pulls are required when standard key plug or master key plug is selected.

Tip: Remember to specify lock cylinder and key.
► Lock cylinders, page 450

Tip: If Digilock Versa or Aspire locks are selected, the Digilock programming key and manager key must be specified separately for proper setup. Additional keys are available.
► Page 402

Tip: Drawer is only available with standard key plug or master key plug.

Tip: Personal shelf and adjustable shelf option is per opening. For example, if one adjustable shelf is optioned on a 3-door unit, three adjustable shelves will be included.

Tip: Mail slot available in 15½"W minimum for single column and 31"W minimum for double column, for all locks except Versa RFID. Minimum width of locker with mail slot and Versa RFID is 16½"W single column and 33"W for double column.

Tip: See configuration rules on page 148.

Tip: Coat rod available on 24"D lockers only regardless of height when door is present. Coat rod available on 18⅞"D lockers when all doors are removed.



For Canadian Pricing
Multiply U.S. Price by the Canadian price factor.
► See page 1 for details.

*Tip: Pricing is per shelf.
Adjustable shelf option
applies per opening.*

**For laminate price
group 2, and laminate
price group 3 pricing,
please refer to the electronic
catalog or SmartTools.**

► **Options, continued from previous page**

Adjustable Shelf for Use with Single Wide

Width	D-Modular	D-Parametric	Low-Pressure Laminate	High-Pressure Laminate
Modular: 15.81"	18.875"	N.A.	N.A.	+\$88
	24"	N.A.	N.A.	+\$97

Adjustable Shelf for Use with Double Wide

Width	D-Modular	D-Parametric	Low-Pressure Laminate	High-Pressure Laminate
Modular: 29.86"	18.875"	N.A.	N.A.	+\$ 88
	24"	N.A.	N.A.	+\$ 97
Modular: 35.86"	18.875"	N.A.	N.A.	+\$101
	24"	N.A.	N.A.	+\$110



For Canadian Pricing
Multiply U.S. Price by the
Canadian price factor.
► See page 1 for details.

Specification Information

• Style Number	• Dimensions Width	D-Modular	H-Modular	D-Parametric	H-Parametric	U.S. Base Prices		
						• LPL PG 1 Case and Headset	• LPL PG 1 Case and HPL PG 1 Headset	• HPL PG 1 Case and Headset

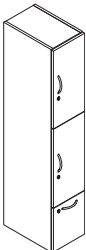

Single Lockers with Drawer – Leg Base—One Door

SNGLKRS1DLB	Modular 15.81"	18.875"	41.75"	N.A.	38.0625"–41.75"	N.A.	N.A.	\$1513
		18.875"	47.9375"	N.A.	41.8125"–47.9375"	N.A.	N.A.	\$1549
		18.875"	54.125"	N.A.	48"–54.125"	N.A.	N.A.	\$1588
		18.875"	66.5"	N.A.	54.1875"–66.5"	N.A.	N.A.	\$1627
		18.875"	72"	N.A.	66.5625"–72"	N.A.	N.A.	\$1665
		18.875"	N.A.	N.A.	72.0625"–84"	N.A.	N.A.	\$1702
	24"	41.75"	N.A.	N.A.	38.0625"–41.75"	N.A.	N.A.	\$1549
	24"	47.9375"	N.A.	N.A.	41.8125"–47.9375"	N.A.	N.A.	\$1588
	24"	54.125"	N.A.	N.A.	48"–54.125"	N.A.	N.A.	\$1627
	24"	66.5"	N.A.	N.A.	54.1875"–66.5"	N.A.	N.A.	\$1665
	24"	72"	N.A.	N.A.	66.5625"–72"	N.A.	N.A.	\$1702
	24"	N.A.	N.A.	N.A.	72.0625"–84"	N.A.	N.A.	\$1740

Single Lockers with Drawer – Leg Base—Two Door

SNGLKRS2DLB	Modular 15.81"	18.875"	47.9375"	N.A.	46.5"–47.9375"	N.A.	N.A.	\$1655
		18.875"	54.125"	N.A.	48"–54.125"	N.A.	N.A.	\$1692
		18.875"	66.5"	N.A.	54.1875"–66.5"	N.A.	N.A.	\$1729
		18.875"	72"	N.A.	66.5625"–72"	N.A.	N.A.	\$1767
		18.875"	N.A.	N.A.	72.0625"–84"	N.A.	N.A.	\$1804
	24"	47.9375"	N.A.	N.A.	46.5"–47.9375"	N.A.	N.A.	\$1692
	24"	54.125"	N.A.	N.A.	48"–54.125"	N.A.	N.A.	\$1729
	24"	66.5"	N.A.	N.A.	54.1875"–66.5"	N.A.	N.A.	\$1767
	24"	72"	N.A.	N.A.	66.5625"–72"	N.A.	N.A.	\$1804
	24"	N.A.	N.A.	N.A.	72.0625"–84"	N.A.	N.A.	\$1843

► Specification Information, continued on next page



For Canadian Pricing
Multiply U.S. Price by the
Canadian price factor.
► See page 1 for details.

► Specification Information, continued from previous page

Specification Information

• Style Number	• Dimensions Width	D-Modular	H-Modular	D-Parametric	H-Parametric	U.S. Base Prices		
						• LPL PG 1 Case and Headset	• LPL PG 1 Case and HPL PG 1 Headset	• HPL PG 1 Case and Headset

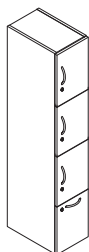
Single Lockers with Drawer – Leg Base—Three Door

SNGLKRS3DLB	Modular 15.81"	18.875"	66.5"	N.A.	58.75"–66.5"	N.A.	N.A.	\$1835
		18.875"	72"	N.A.	66.5625"–72"	N.A.	N.A.	\$1871
		18.875"	N.A.	N.A.	72.0625"–84"	N.A.	N.A.	\$1910
		24"	66.5"	N.A.	58.75"–66.5"	N.A.	N.A.	\$1871
		24"	72"	N.A.	66.5625"–72"	N.A.	N.A.	\$1910
		24"	N.A.	N.A.	72.0625"–84"	N.A.	N.A.	\$1947

Single Lockers with Drawer – Leg Base—Four Door

SNGLKRS4DLB	Modular 15.81"	18.875"	72"	N.A.	70.75"–72"	N.A.	N.A.	\$1977
		18.875"	N.A.	N.A.	72.0625"–84"	N.A.	N.A.	\$2014
		24"	72"	N.A.	70.75"–72"	N.A.	N.A.	\$2014
		24"	N.A.	N.A.	72.0625"–84"	N.A.	N.A.	\$2052

► Specification Information, continued on next page



 **For Canadian Pricing**
Multiply U.S. Price by the
Canadian price factor.
► See page 1 for details.

► Specification Information, continued from previous page

Specification Information

• Style Number	• Dimensions Width	D-Modular	H-Modular	D-Parametric	H-Parametric	U.S. Base Prices		
						• LPL PG 1 Case and Headset	• LPL PG 1 Case and HPL PG 1 Headset	• HPL PG 1 Case and Headset

Double Lockers with Drawer – Leg Base—Two Door

SGLKRD2DLB	Modular 29.86"	18.875"	41.75"	N.A.	38.0625"–41.75"	N.A.	N.A.	\$2674
		18.875"	47.9375"	N.A.	41.8125"–47.9375"	N.A.	N.A.	\$2740
		18.875"	54.125"	N.A.	48"–54.125"	N.A.	N.A.	\$2809
		18.875"	66.5"	N.A.	54.1875"–66.5"	N.A.	N.A.	\$2876
		18.875"	72"	N.A.	66.5625"–72"	N.A.	N.A.	\$2943
		18.875"	N.A.	N.A.	72.0625"–84"	N.A.	N.A.	\$3010
		24"	41.75"	N.A.	38.0625"–41.75"	N.A.	N.A.	\$2741
		24"	47.9375"	N.A.	41.8125"–47.9375"	N.A.	N.A.	\$2809
		24"	54.125"	N.A.	48"–54.125"	N.A.	N.A.	\$2876
		24"	66.5"	N.A.	54.1875"–66.5"	N.A.	N.A.	\$2943
	Modular 35.86"	18.875"	41.75"	N.A.	38.0625"–41.75"	N.A.	N.A.	\$2740
		18.875"	47.9375"	N.A.	41.8125"–47.9375"	N.A.	N.A.	\$2809
		18.875"	54.125"	N.A.	48"–54.125"	N.A.	N.A.	\$2876
		18.875"	66.5"	N.A.	54.1875"–66.5"	N.A.	N.A.	\$2943
		18.875"	72"	N.A.	66.5625"–72"	N.A.	N.A.	\$3010
		18.875"	N.A.	N.A.	72.0625"–84"	N.A.	N.A.	\$3078
		24"	41.75"	N.A.	38.0625"–41.75"	N.A.	N.A.	\$2809
		24"	47.9375"	N.A.	41.8125"–47.9375"	N.A.	N.A.	\$2876
		24"	54.125"	N.A.	48"–54.125"	N.A.	N.A.	\$2943
		24"	66.5"	N.A.	54.1875"–66.5"	N.A.	N.A.	\$3010
		24"	72"	N.A.	66.5625"–72"	N.A.	N.A.	\$3078
		24"	N.A.	N.A.	72.0625"–84"	N.A.	N.A.	\$3145

► Specification Information, continued on next page



 **For Canadian Pricing**
Multiply U.S. Price by the
Canadian price factor.
► See page 1 for details.

► Specification Information, continued from previous page

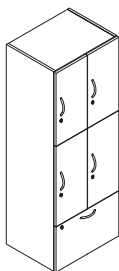
Specification Information

• Style Number	• Dimensions Width	D-Modular	H-Modular	D-Parametric	H-Parametric	U.S. Base Prices		
						• LPL PG 1 Case and Headset	• LPL PG 1 Case and HPL PG 1 Headset	• HPL PG 1 Case and Headset

Double Lockers with Drawer – Leg Base—Four Door

SNGDKRD4DLB	Modular 29.86"	18.875"	47.9375"	N.A.	46.5"–47.9375"	N.A.	N.A.	\$2927
		18.875"	54.125"	N.A.	48"–54.125"	N.A.	N.A.	\$2995
		18.875"	66.5"	N.A.	54.1875"–66.5"	N.A.	N.A.	\$3062
		18.875"	72"	N.A.	66.5625"–72"	N.A.	N.A.	\$3130
		18.875"	N.A.	N.A.	72.0625"–84"	N.A.	N.A.	\$3196
		24"	47.9375"	N.A.	46.5"–47.9375"	N.A.	N.A.	\$2995
		24"	54.125"	N.A.	48"–54.125"	N.A.	N.A.	\$3062
		24"	66.5"	N.A.	54.1875"–66.5"	N.A.	N.A.	\$3130
		24"	72"	N.A.	66.5625"–72"	N.A.	N.A.	\$3196
		24"	N.A.	N.A.	72.0625"–84"	N.A.	N.A.	\$3264
	Modular 35.86"	18.875"	47.9375"	N.A.	46.5"–47.9375"	N.A.	N.A.	\$2995
		18.875"	54.125"	N.A.	48"–54.125"	N.A.	N.A.	\$3062
		18.875"	66.5"	N.A.	54.1875"–66.5"	N.A.	N.A.	\$3130
		18.875"	72"	N.A.	66.5625"–72"	N.A.	N.A.	\$3196
		18.875"	N.A.	N.A.	72.0625"–84"	N.A.	N.A.	\$3264
		24"	47.9375"	N.A.	46.5"–47.9375"	N.A.	N.A.	\$3062
		24"	54.125"	N.A.	48"–54.125"	N.A.	N.A.	\$3130
		24"	66.5"	N.A.	54.1875"–66.5"	N.A.	N.A.	\$3196
		24"	72"	N.A.	66.5625"–72"	N.A.	N.A.	\$3264
		24"	N.A.	N.A.	72.0625"–84"	N.A.	N.A.	\$3332

► Specification Information, continued on next page



For Canadian Pricing

Multiply U.S. Price by the Canadian price factor.

► See page 1 for details.

► Specification Information, continued from previous page

Specification Information

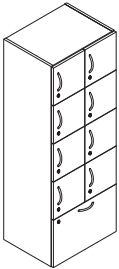
• Style Number	• Dimensions Width	D-Modular	H-Modular	D-Parametric	H-Parametric	U.S. Base Prices		
						• LPL PG 1 Case and Headset	• LPL PG 1 Case and HPL PG 1 Headset	• HPL PG 1 Case and Headset

Double Lockers with Drawer – Leg Base—Six Door

SNGLKRD6DLB	Modular 29.86"	18.875"	66.5"	N.A.	58.75"–66.5"	N.A.	N.A.	\$3249
		18.875"	72"	N.A.	66.5625"–72"	N.A.	N.A.	\$3318
		18.875"	N.A.	N.A.	72.0625"–84"	N.A.	N.A.	\$3387
		24"	66.5"	N.A.	58.75"–66.5"	N.A.	N.A.	\$3318
		24"	72"	N.A.	66.5625"–72"	N.A.	N.A.	\$3387
		24"	N.A.	N.A.	72.0625"–84"	N.A.	N.A.	\$3454
	Modular 35.86"	18.875"	66.5"	N.A.	58.75"–66.5"	N.A.	N.A.	\$3318
		18.875"	72"	N.A.	66.5625"–72"	N.A.	N.A.	\$3387
		18.875"	N.A.	N.A.	72.0625"–84"	N.A.	N.A.	\$3454
		24"	66.5"	N.A.	58.75"–66.5"	N.A.	N.A.	\$3387
		24"	72"	N.A.	66.5625"–72"	N.A.	N.A.	\$3454
		24"	N.A.	N.A.	72.0625"–84"	N.A.	N.A.	\$3520

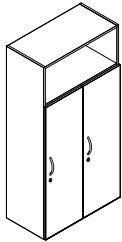
Double Lockers with Drawer – Leg Base—Eight Door

SNGLKRD8DLB	Modular 29.86"	18.875"	72"	N.A.	70.75"–72"	N.A.	N.A.	\$3507
		18.875"	N.A.	N.A.	72.0625"–84"	N.A.	N.A.	\$3574
		24"	72"	N.A.	70.75"–72"	N.A.	N.A.	\$3574
		24"	N.A.	N.A.	72.0625"–84"	N.A.	N.A.	\$3642
	Modular 35.86"	18.875"	72"	N.A.	70.75"–72"	N.A.	N.A.	\$3574
		18.875"	N.A.	N.A.	72.0625"–84"	N.A.	N.A.	\$3642
		24"	72"	N.A.	70.75"–72"	N.A.	N.A.	\$3642
		24"	N.A.	N.A.	72.0625"–84"	N.A.	N.A.	\$3711



For Canadian Pricing
Multiply U.S. Price by the
Canadian price factor.
► See page 1 for details.

WorkValet Lockers with Open Shelf—Leg Base



Tip: Leg base sold separately.

Tip: Widths do not apply to all configurations.

Tip: Heights do not apply to all configurations.

Tip: Lockers have an inset top construction which provides consistent door gaps and a tighter fit of adjacent units when ganged together. Surrounds are available to provide a clean visual, if needed.

For laminate price group 2, and laminate price group 3 pricing, please refer to the electronic catalog or SmartTools.

Tip: Open Line laminate will only be charged once per locker, not per surface.

Standard Includes	Required to Specify
<ul style="list-style-type: none"> ▶ Need help? Product details, page 124 Locker: Low-Pressure Laminate price group 1 Headset: Low-Pressure Laminate price group 1 Pulls: metal Lock face ring with plastic plug to accommodate lock cylinder: 9201 Polished Chrome Two coat hooks on 18"D locker, if selected One coat rod on 24"D locker, if selected Ganging hardware 	<ol style="list-style-type: none"> Style number Depth (see below under Required Selections) Width (see below under Required Selections) Height (see below under Required Selections) Laminate color for locker Laminate color for headset Color number for pull(s) Options, if selected (see below) <p>▶ See <i>Surface Materials</i>, page 440.</p>

	Required Selections	U.S. Price	Required to Specify
Depth	<ul style="list-style-type: none"> 18.875"D 24"D 	Prices at right Prices at right	Specify with 18.875" depth. Specify with 24" depth.
Width	Double wide <ul style="list-style-type: none"> 24"W 30"W 36"W 	Prices at right Prices at right Prices at right	Specify with 24" width. Specify with 30" width. Specify with 36" width.
Height	<ul style="list-style-type: none"> 41.75"H 47.9375"H 54.125"H 66.5"H 72"H 	Prices at right Prices at right Prices at right Prices at right Prices at right	Specify with 41.75" height. Specify with 47.9375" height. Specify with 54.125" height. Specify with 66.5" height. Specify with 72" height.

	Options	U.S. Price	Required to Specify
Surface Materials	Case finish <ul style="list-style-type: none"> Low-Pressure Laminate (LPL) price group 1 High-Pressure Laminate (HPL) price group 1 High-Pressure Laminate (HPL) price group 2 High-Pressure Laminate (HPL) price group 3 Open Line laminate 	No cost Prices at right See information at left See information at left +\$105 plus cost of laminate	Specify laminate color number. Specify laminate color number. Specify laminate color number. Specify laminate color number. ▶ See <i>Surface Material Reference Manual</i> .
	Headset finish <ul style="list-style-type: none"> Low-Pressure Laminate (LPL) price group 1 High-Pressure Laminate (HPL) price group 1 High-Pressure Laminate (HPL) price group 2 High-Pressure Laminate (HPL) price group 3 Open Line laminate 	No cost Prices at right See information at left See information at left +\$105 plus cost of laminate	Specify laminate color number. Specify laminate color number. Specify laminate color number. Specify laminate color number. ▶ See <i>Surface Material Reference Manual</i> .

▶ Options, continued on next page

For Canadian Pricing
 Multiply U.S. Price by the Canadian price factor.
 ▶ See page 1 for details.

► Options, continued from previous page

	Options	U.S. Price	Required to Specify
Open Shelf Location	<ul style="list-style-type: none"> • Top • Bottom 	No cost No cost	Specify with shelf location top. Specify with shelf location bottom.
Remove Door	<ul style="list-style-type: none"> • Double two door • Double four door • Double six door 	–\$ 71 per door –\$ 38 per door –\$ 27 per door	Specify with no door. Specify with no door. Specify with no door.
Hinge Location	<ul style="list-style-type: none"> • Door hinged left • Door hinged right 	No cost No cost	Specify with door hinged left. Specify with door hinged right.
Pull	<ul style="list-style-type: none"> • Contemporary • Handle • Ledge • Jazz • Inset • Nile • Bar 	No cost No cost No cost +\$ 29 per pull +\$ 37 per pull +\$ 38 per pull +\$ 44 per pull	Specify with contemporary pull. Specify with handle pull. Specify with ledge pull. Specify with jazz pull. Specify with inset pull. Specify with nile pull. Specify with bar pull.
Lock and Keying	<ul style="list-style-type: none"> • Standard key plug • Master key plug • Digilock Versa keypad—standard • Digilock Versa RFID—standard • Digilock Aspire keypad • Digilock Aspire RFID 	No cost +\$ 37 per lock +\$230 per lock +\$294 per lock +\$474 per lock +\$555 per lock	Specify with standard key plug. Specify with master key. Specify with Digilock Versa keypad. Specify with Digilock Versa RFID. Specify with Digilock Aspire Keypad. Specify with Digilock Aspire RFID.
Shelf	<ul style="list-style-type: none"> • Adjustable shelf 	Prices below	Specify with adjustable shelf.
Interior Configuration	<ul style="list-style-type: none"> • No hook • Coat hooks • Coat rod • Personal shelf 	No cost No cost +\$ 22 +\$ 98 per shelf	Specify with no coat hook. Specify with coat hooks. Specify with coat rod. Specify with personal shelf.
Options	<ul style="list-style-type: none"> • Name tag • Mail slot 	+\$ 10 per name tag +\$ 15 per mail slot	Specify with name tag. Specify with mail slot.
Related Products	<ul style="list-style-type: none"> • Adjustable shelf • Digilock keys • Surrounds • Accessories • Leg base 		► Page 400 ► Page 402 ► Pages 404–410 ► Page 412 ► Page 403

► Options, continued on next page

Tip: Door can be removed per opening. Door one is the top door, door two is the next lowest door, etc. Door removal will be symmetrical on double columns. For instance, if door three is removed on a double column, the doors on the left and right will be removed.

Tip: Pulls are required when standard key plug or master key plug is selected.

Tip: Remember to specify lock cylinder and key.
► Lock cylinders, page 450

Tip: If Digilock Versa or Aspire locks are selected, the Digilock programming key and manager key must be specified separately for proper setup. Additional keys are available.
► Page 402

Tip: Personal shelf and adjustable shelf option is per opening. For example, if one adjustable shelf is optioned on a 3-door unit, three adjustable shelves will be included.

Tip: Mail slot available in 31"W minimum for double column, for all locks except Versa RFID. Minimum width of locker with mail slot and Versa RFID is 33"W for double column.

Tip: See configuration rules on page 148.

Tip: Coat rod available on 24"D lockers only regardless of height when door is present. Coat rod available on 18⁷/₈"D lockers when all doors are removed.

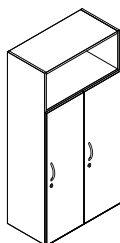


For Canadian Pricing
Multiply U.S. Price by the Canadian price factor.
► See page 1 for details.

Adjustable Shelf for Use with Double Wide

Width	D-Modular	D-Parametric	Low-Pressure Laminate	High-Pressure Laminate
Modular: 24"	18.875"	12"—18.875"	+\$67	+\$ 76
Parametric: 18"—24"	24"	18.9375"—24"	+\$72	+\$ 84
Modular: 30"	18.875"	12"—18.875"	+\$77	+\$ 88
Parametric: 24.0625"—30"	24"	18.9375"—24"	+\$82	+\$ 97
Modular: 36"	18.875"	12"—18.875"	+\$87	+\$101
Parametric: 30.0625"—36"	24"	18.9375"—24"	+\$92	+\$110

• Style Number	• Dimensions Width	D-Modular	H-Modular	D-Parametric	H-Parametric	U.S. Base Prices		
						• LPL	• LPL	• HPL
						PG 1	PG 1	PG 1
						Case and Headset	Case and HPL Headset	Case and Headset



SNGLRD2SLB	Modular 24"	18.875"	41.75"	12"—18.875"	38.0625"—41.75"	\$2111	\$2211	\$2511
	Parametric 18"—24"	18.875"	47.9375"	12"—18.875"	41.8125"—47.9375"	\$2167	\$2271	\$2581
		18.875"	54.125"	12"—18.875"	48"—54.125"	\$2224	\$2330	\$2648
		18.875"	66.5"	12"—18.875"	54.1875"—66.5"	\$2281	\$2390	\$2716
		18.875"	72"	12"—18.875"	66.5625"—72"	\$2338	\$2450	\$2784
		18.875"	N.A.	12"—18.875"	72.0625"—84"	\$2394	\$2508	\$2850
		24"	41.75"	18.9375"—24"	38.0625"—41.75"	\$2167	\$2271	\$2581
		24"	47.9375"	18.9375"—24"	41.8125"—47.9375"	\$2224	\$2330	\$2648
		24"	54.125"	18.9375"—24"	48"—54.125"	\$2281	\$2390	\$2716
		24"	66.5"	18.9375"—24"	54.1875"—66.5"	\$2338	\$2450	\$2784
		24"	72"	18.9375"—24"	66.5625"—72"	\$2394	\$2508	\$2850
		24"	N.A.	18.9375"—24"	72.0625"—84"	\$2450	\$2567	\$2918
		Modular 30"	18.875"	41.75"	12"—18.875"	38.0625"—41.75"	\$2167	\$2271
	Parametric 24.0625"—30"	18.875"	47.9375"	12"—18.875"	41.8125"—47.9375"	\$2224	\$2330	\$2648
		18.875"	54.125"	12"—18.875"	48"—54.125"	\$2281	\$2390	\$2716
		18.875"	66.5"	12"—18.875"	54.1875"—66.5"	\$2338	\$2450	\$2784
		18.875"	72"	12"—18.875"	66.5625"—72"	\$2394	\$2508	\$2850
		18.875"	N.A.	12"—18.875"	72.0625"—84"	\$2450	\$2567	\$2918
		24"	41.75"	18.9375"—24"	38.0625"—41.75"	\$2225	\$2331	\$2649
		24"	47.9375"	18.9375"—24"	41.8125"—47.9375"	\$2281	\$2390	\$2716
		24"	54.125"	18.9375"—24"	48"—54.125"	\$2338	\$2450	\$2784
		24"	66.5"	18.9375"—24"	54.1875"—66.5"	\$2394	\$2508	\$2850
		24"	72"	18.9375"—24"	66.5625"—72"	\$2450	\$2567	\$2918
		24"	N.A.	18.9375"—24"	72.0625"—84"	\$2506	\$2626	\$2985



► **Specification Information, continued on next page**

► Specification Information, continued from previous page

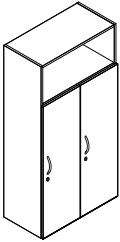
Specification Information

• Style Number	• Dimensions Width	D-Modular	H-Modular	D-Parametric	H-Parametric	U.S. Base Prices		
						• LPL PG 1 Case and Headset	• LPL PG 1 Case and HPL PG 1 Headset	• HPL PG 1 Case and Headset

Double Lockers with Open Shelf – Leg Base—Two Door, continued

• Style Number SNGLKRD2SLB	Modular 36"	18.875"	41.75"	12"—18.875"	38.0625"—41.75"	\$2224	\$2330	\$2648
	Parametric 30.0625"—36"	18.875"	47.9375"	12"—18.875"	41.8125"—47.9375"	\$2281	\$2390	\$2716
		18.875"	54.125"	12"—18.875"	48"—54.125"	\$2338	\$2450	\$2784
		18.875"	66.5"	12"—18.875"	54.1875"—66.5"	\$2394	\$2508	\$2850
		18.875"	72"	12"—18.875"	66.5625"—72"	\$2450	\$2567	\$2918
		18.875"	N.A.	12"—18.875"	72.0625"—84"	\$2506	\$2626	\$2985
		24"	41.75"	18.9375"—24"	38.0625"—41.75"	\$2281	\$2390	\$2716
		24"	47.9375"	18.9375"—24"	41.8125"—47.9375"	\$2338	\$2450	\$2784
		24"	54.125"	18.9375"—24"	48"—54.125"	\$2394	\$2508	\$2850
		24"	66.5"	18.9375"—24"	54.1875"—66.5"	\$2450	\$2567	\$2918
		24"	72"	18.9375"—24"	66.5625"—72"	\$2506	\$2626	\$2985
		24"	N.A.	18.9375"—24"	72.0625"—84"	\$2564	\$2686	\$3053

► Specification Information, continued on next page



For Canadian Pricing
Multiply U.S. Price by the
Canadian price factor.
► See page 1 for details.

► Specification Information, continued from previous page

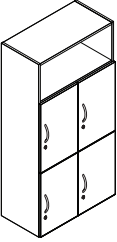
Specification Information

• Style Number	• Dimensions Width	D-Modular	H-Modular	D-Parametric	H-Parametric	U.S. Base Prices		
						• LPL PG 1 Case and Headset	• LPL PG 1 Case and HPL PG 1 Headset	• HPL PG 1 Case and Headset

Double Lockers with Open Shelf – Leg Base—Four Door

SNGLKRD4SLB	Modular 24"	18.875"	54.125"	12"—18.875"	49.25"—54.125"	\$2381	\$2495	\$2835
	Parametric 18"—24"	18.875"	66.5"	12"—18.875"	54.1875"—66.5"	\$2437	\$2553	\$2902
		18.875"	72"	12"—18.875"	66.5625"—72"	\$2494	\$2613	\$2970
		18.875"	N.A.	12"—18.875"	72.0625"—84"	\$2550	\$2672	\$3037
		24"	54.125"	18.9375"—24"	49.25"—54.125"	\$2437	\$2553	\$2902
		24"	66.5"	18.9375"—24"	54.1875"—66.5"	\$2494	\$2613	\$2970
		24"	72"	18.9375"—24"	66.5625"—72"	\$2550	\$2672	\$3037
		24"	N.A.	18.9375"—24"	72.0625"—84"	\$2607	\$2731	\$3104
	Modular 30"	18.875"	54.125"	12"—18.875"	49.25"—54.125"	\$2437	\$2553	\$2902
	Parametric 24.0625"—30"	18.875"	66.5"	12"—18.875"	54.1875"—66.5"	\$2494	\$2613	\$2970
		18.875"	72"	12"—18.875"	66.5625"—72"	\$2550	\$2672	\$3037
		18.875"	N.A.	12"—18.875"	72.0625"—84"	\$2607	\$2731	\$3104
		24"	54.125"	18.9375"—24"	49.25"—54.125"	\$2494	\$2613	\$2970
		24"	66.5"	18.9375"—24"	54.1875"—66.5"	\$2550	\$2672	\$3037
		24"	72"	18.9375"—24"	66.5625"—72"	\$2607	\$2731	\$3104
		24"	N.A.	18.9375"—24"	72.0625"—84"	\$2663	\$2790	\$3171
	Modular 36"	18.875"	54.125"	12"—18.875"	49.25"—54.125"	\$2494	\$2613	\$2970
	Parametric 30.0625"—36"	18.875"	66.5"	12"—18.875"	54.1875"—66.5"	\$2550	\$2672	\$3037
		18.875"	72"	12"—18.875"	66.5625"—72"	\$2607	\$2731	\$3104
		18.875"	N.A.	12"—18.875"	72.0625"—84"	\$2663	\$2790	\$3171
		24"	54.125"	18.9375"—24"	49.25"—54.125"	\$2550	\$2672	\$3037
		24"	66.5"	18.9375"—24"	54.1875"—66.5"	\$2607	\$2731	\$3104
		24"	72"	18.9375"—24"	66.5625"—72"	\$2663	\$2790	\$3171
		24"	N.A.	18.9375"—24"	72.0625"—84"	\$2720	\$2850	\$3240

► Specification Information, continued on next page



For Canadian Pricing
Multiply U.S. Price by the
Canadian price factor.
► See page 1 for details.

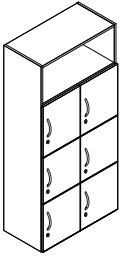
► Specification Information, continued from previous page

Specification Information

• Style Number	• Dimensions Width	D-Modular	H-Modular	D-Parametric	H-Parametric	U.S. Base Prices		
						• LPL PG 1 Case and Headset	• LPL PG 1 Case and HPL PG 1 Headset	• HPL PG 1 Case and Headset

Double Lockers with Open Shelf – Leg Base—Six Door

• SGLKRD6SLB	Modular 24"	18.875"	66.5"	12"—18.875"	61.25"—66.5"	\$2595	\$2719	\$3090
	Parametric 18"—24"	18.875"	72"	12"—18.875"	66.5625"—72"	\$2653	\$2779	\$3158
		18.875"	N.A.	12"—18.875"	72.0625"—84"	\$2709	\$2838	\$3225
		24"	66.5"	18.9375"—24"	61.25"—66.5"	\$2652	\$2778	\$3157
		24"	72"	18.9375"—24"	66.5625"—72"	\$2709	\$2838	\$3225
		24"	N.A.	18.9375"—24"	72.0625"—84"	\$2766	\$2898	\$3295
	Modular 30"	18.875"	66.5"	12"—18.875"	61.25"—66.5"	\$2652	\$2778	\$3157
	Parametric 24.0625"—30"	18.875"	72"	12"—18.875"	66.5625"—72"	\$2709	\$2838	\$3225
		18.875"	N.A.	12"—18.875"	72.0625"—84"	\$2766	\$2898	\$3295
		24"	66.5"	18.9375"—24"	61.25"—66.5"	\$2709	\$2838	\$3225
		24"	72"	18.9375"—24"	66.5625"—72"	\$2766	\$2898	\$3295
		24"	N.A.	18.9375"—24"	72.0625"—84"	\$2821	\$2956	\$3361
	Modular 36"	18.875"	66.5"	12"—18.875"	61.25"—66.5"	\$2709	\$2838	\$3225
	Parametric 30.0625"—36"	18.875"	72"	12"—18.875"	66.5625"—72"	\$2766	\$2898	\$3295
		18.875"	N.A.	12"—18.875"	72.0625"—84"	\$2821	\$2956	\$3361
		24"	66.5"	18.9375"—24"	61.25"—66.5"	\$2766	\$2898	\$3295
		24"	72"	18.9375"—24"	66.5625"—72"	\$2821	\$2956	\$3361
		24"	N.A.	18.9375"—24"	72.0625"—84"	\$2878	\$3015	\$3428



For Canadian Pricing
Multiply U.S. Price by the
Canadian price factor.
► See page 1 for details.

Adjustable Shelf



	Standard Includes	Required to Specify
► Need help? Product details, page 124	<ul style="list-style-type: none"> Shelf: Low-Pressure Laminate price group 1 Mounting hardware 	<ol style="list-style-type: none"> Style number Depth (see below under Required Selections) Width (see below under Required Selections) Laminate color for shelf <p>► See <i>Surface Materials</i>, page 440.</p>

Tip: Widths do not apply to all configurations.

Tip: 24", 30", and 36"W are for use in double lockers.

	Required Selections	U.S. Price	Required to Specify
Depth	<ul style="list-style-type: none"> 18.875"D 24"D 	Prices at right Prices at right	Specify with 18.875" depth. Specify with 24" depth.
Width	<ul style="list-style-type: none"> 12"W 15"W 18"W 24"W 30"W 36"W 	Prices at right Prices at right Prices at right Prices at right Prices at right Prices at right	Specify with 12" width. Specify with 15" width. Specify with 18" width. Specify with 24" width. Specify with 30" width. Specify with 36" width.

For laminate price group 2, and laminate price group 3 pricing, please refer to the electronic catalog or SmartTools.

	Options	U.S. Price	Required to Specify
Surface Materials	<ul style="list-style-type: none"> Low-Pressure Laminate (LPL) price group 1 High-Pressure Laminate (HPL) price group 1 High-Pressure Laminate (HPL) price group 2 High-Pressure Laminate (HPL) price group 3 Open Line laminate 	No cost Prices at right See information at left See information at left +\$105 plus cost of laminate	Specify laminate color number. Specify laminate color number. Specify laminate color number. Specify laminate color number. ► See <i>Surface Material Reference Manual</i> .
Related Products	<ul style="list-style-type: none"> Lockers 		► Page 334



For Canadian Pricing
 Multiply U.S. Price by the Canadian price factor.
 ► See page 1 for details.



Specification Information

Style Number	Dimensions Width	D-Modular	D-Parametric	U.S. Base Prices	
				LPL	HPL

Adjustable Shelf—Single Locker

SNGLKRSHFS	Modular 12"	18.875"	12"—18.875"	\$ 67	\$ 76
	Parametric 9"—12"	24"	18.9375"—24"	\$ 72	\$ 84
	Modular 15"	18.875"	12"—18.875"	\$ 77	\$ 88
	Parametric 12.0625"—15"	24"	18.9375"—24"	\$ 82	\$ 97
	Modular 18"	18.875"	12"—18.875"	\$ 87	\$101
	Parametric 15.0625"—18"	24"	18.9375"—24"	\$ 92	\$110
	Parametric 18.0625"—24"	18.875"	12"—18.875"	\$ 98	\$116
		24"	18.9375"—24"	\$103	\$128



Tip: Adjustable shelf for double locker includes one shelf for use in one side of the double locker.

Tip: Width listed for double locker is locker width, shelf width will be sized to fit in one side of double locker.

Adjustable Shelves—Double Locker

SNGLKRSHFD	Modular 24"	18.875"	12"—18.875"	\$ 67	\$ 76
	Parametric 18"—24"	24"	18.9375"—24"	\$ 72	\$ 84
	Modular 30"	18.875"	12"—18.875"	\$ 77	\$ 88
	Parametric 24.0625"—30"	24"	18.9375"—24"	\$ 82	\$ 97
	Modular 36"	18.875"	12"—18.875"	\$ 87	\$101
	Parametric 30.0625"—36"	24"	18.9375"—24"	\$ 92	\$110

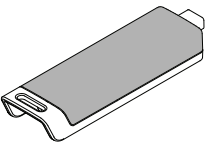
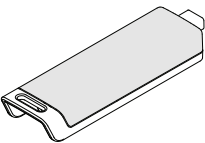


For Canadian Pricing
Multiply U.S. Price by the Canadian price factor.
► See page 1 for details.

WorkValet Digilock Keys

Tip: Digilock keys are only for use with the keyless option on WorkValet lockers. If keyless is selected, the programming key and manager key must be specified.

Tip: The manager key and user key are available as accommodations to the locking unit.



Standard Includes	Required to Specify
-------------------	---------------------

▶ Need help? Product details, page 137	• Digilock key • Instructions Style number
--	--

Related Products	Required to Specify
------------------	---------------------

• Lockers	▶ Page 334
-----------	------------

Specification Information	
---------------------------	--

• Style Number	• U.S. Price

Programming Key

DLKPK	\$124

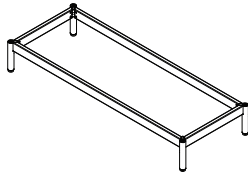
Manager Key

DLKMK	\$ 98

User Key for ADA

DLKUK	\$ 41


For Canadian Pricing
Multiply U.S. Price by the
Canadian price factor.
▶ See page 1 for details.



► Need help?
Product details,
page 137

Standard Includes

- Leg base: paint price group 01

Required to Specify

- 1 Style number
 - 2 Width (see below under Required Selections)
 - 3 Depth (see below under Required Selections)
 - 4 Paint color number for leg base
- See *Surface Materials*, page 440.

	Required Selections	U.S. Price	Required to Specify
Width	• 9"–128"W	Prices below	Specify width.
Depth	• 18.875"D • 24"D • 37.75"D • 48"D	Prices below Prices below Prices below Prices below	Specify depth. Specify depth. Specify depth. Specify depth.

	Options	U.S. Price	Required to Specify
Surface Materials	• Paint price group 01 • Paint price group 02 • Paint price group 03	No cost +\$16 +\$35	Specify paint color number. Specify paint color number. Specify paint color number.
Related Products	• Lockers – leg base • Surrounds		► Page 368 ► Pages 404–410

Specification Information

Style Number	Dimensions Parametric Width	Modular Depth	Parametric Depth	U.S. Base Price
--------------	-----------------------------	---------------	------------------	-----------------

Leg Base—Single Sided

SNGLKRLB	9"–32"	18.875"	12"–18.875"	\$1315
		24"	18.9375"–24"	\$1356
	32.0625"–64"	18.875"	12"–18.875"	\$1644
		24"	18.9375"–24"	\$1695
	64.0625"–96"	18.875"	12"–18.875"	\$2107
		24"	18.9375"–24"	\$2149
	96.0625"–128"	18.875"	12"–18.875"	\$2635
		24"	18.9375"–24"	\$2686

Leg Base—Back-to-Back

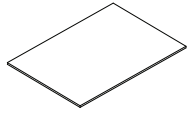
SNGLKRLB	9"–32"	37.75"	24.0625"–37.75"	\$1695
		48"	37.8125"–48"	\$1736
	32.0625"–64"	37.75"	24.0625"–37.75"	\$2119
		48"	37.8125"–48"	\$2170
	64.0625"–96"	37.75"	24.0625"–37.75"	\$2714
		48"	37.8125"–48"	\$2755
	96.0625"–128"	37.75"	24.0625"–37.75"	\$3392
		48"	37.8125"–48"	\$3443



For Canadian Pricing
Multiply U.S. Price by the
Canadian price factor.
► See page 1 for details.

WorkValet Surrounds

Top Panel



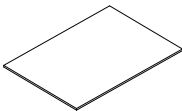
Standard Includes	Required to Specify
<ul style="list-style-type: none"> ▶ Need help? Product details, page 146 • Top panel: High-Pressure Laminate price group 1 • Mounting hardware 	<ul style="list-style-type: none"> 1 Style number 2 Depth (see below under required selections) 3 Width (see below under required selections) 4 Sectioned top (see below under required selections) 5 Width A, width B, and width C (see below under required selections) 6 Laminate color for top panel 7 Options, if selected (see below) ▶ See <i>Surface Materials</i>, page 440.

	Required Selections	U.S. Price	Required to Specify
Width	• 18"W–253.5"W	Prices at right	Specify width.
Depth	• 12"D–48"D	Prices at right	Specify depth.
Sectioned Top	<ul style="list-style-type: none"> • 1 sectioned top • 2 sectioned top • 3 sectioned top 	No cost No cost No cost	Specify with 1 sectioned top. Specify with 2 sectioned top. Specify with 3 sectioned top.
Width A, Width B, and Width C	• 18"W–84.5"W	Prices at right	Specify width.
	Options	U.S. Price	Required to Specify
Application	<ul style="list-style-type: none"> • No network lock • With network lock 	No cost No cost	Specify with no network lock. Specify with network lock.
Surface Materials	<ul style="list-style-type: none"> • High-Pressure Laminate (HPL) price group 2 • High-Pressure Laminate (HPL) price group 3 • Open Line laminate (OLL) 	Prices at right Prices at right +\$105 plus cost of laminate	Specify laminate color number. Specify laminate color number ▶ See <i>Surface Materials Reference Manual</i> .
Grain Direction	<ul style="list-style-type: none"> • No grain direction • Short grain • Long grain 	No cost No cost No cost	Specify with no grain direction. Specify with short grain. Specify with long grain.
Back Panel Application	<ul style="list-style-type: none"> • No back panel • With back panel 	No cost No cost	Specify with no back panel. Specify with back panel.
End Panel Application	<ul style="list-style-type: none"> • End panel left • End panel right • End panel left and right 	No cost No cost No cost	Specify with end panel left. Specify with end panel right. Specify with end panel left and right.
Locker Span A, Locker Span B, and Locker Span C	<ul style="list-style-type: none"> • One locker • Two lockers • Three lockers • Four lockers • Five lockers • Six lockers • Seven lockers • Eight lockers • Nine lockers 	No cost No cost No cost No cost No cost No cost No cost No cost No cost	Specify with one locker. Specify with two lockers. Specify with three lockers. Specify with four lockers. Specify with five lockers. Specify with six lockers. Specify with seven lockers. Specify with eight lockers. Specify with nine lockers.
Related Products	<ul style="list-style-type: none"> • Lockers • End panel • Back panel 		▶ Page 334 ▶ Page 406 ▶ Page 408

Tip: Short grain direction is available on tops that are 48"W or less.



For Canadian Pricing
 Multiply U.S. Price by the Canadian price factor.
 ▶ See page 1 for details.



Tip: Multiple top panels are used together with applications wider than 84.5".

Tip: Top panels are for use with end panels and back panels.

Specification Information					
Style Number	Dimensions Parametric Depth	Parametric Width A, B, and C	U.S. Base Price	Options (Add \$ to Base Price)	
				HPL Price Group 2	HPL Price Group 3
SNGLKRTP	12"-26"	18"-36"	\$417	+\$ 88	+\$174
	12"-26"	36.0625"-60"	\$463	+\$147	+\$291
	12"-26"	60.0625"-84.5"	\$515	+\$206	+\$410
	26.0625"-48"	18"-36"	\$695	+\$175	+\$350
	26.0625"-48"	36.0625"-60"	\$773	+\$292	+\$582
	26.0625"-48"	60.0625"-84.5"	\$858	+\$411	+\$820

 **For Canadian Pricing**
Multiply U.S. Price by the Canadian price factor.
► See page 1 for details.

WorkValet Surrounds

End Panel



Tip: Network lock application not available on leg base panels.

Tip: End panel grain direction must be vertical when the height is greater than 48".

Standard Includes		Required to Specify	
► Need help? Product details, page 146	<ul style="list-style-type: none"> End panel: High-Pressure Laminate price group 1 Mounting hardware 	1 Style number 2 Height (see below under required selections) 3 Depth (see below under required selections) 4 Laminate color for end panel 5 Options, if selected (see below) ► See <i>Surface Materials</i> , page 440.	

	Required Selections	U.S. Price	Required to Specify
Height	• 38.0625"H–84"H	Prices at right	Specify height.
Depth	• 12"D–48"D	Prices at right	Specify depth.

	Options	U.S. Price	Required to Specify
Application	<ul style="list-style-type: none"> No network lock With network lock 	No cost No cost	Specify <i>with no network lock</i> . Specify <i>with network lock</i> .
Surface Materials	<ul style="list-style-type: none"> High-Pressure Laminate (HPL) price group 2 High-Pressure Laminate (HPL) price group 3 Open Line laminate (OLL) 	Prices at right Prices at right +\$105 plus cost of laminate	Specify laminate color number. Specify laminate color number ► See <i>Surface Materials Reference Manual</i> .
Grain Direction	<ul style="list-style-type: none"> No grain direction Horizontal grain direction Vertical grain direction 	No cost No cost No cost	Specify <i>with no grain direction</i> . Specify <i>with horizontal grain direction</i> . Specify <i>with vertical grain direction</i> .
Back Panel Application	<ul style="list-style-type: none"> No back panel With back panel 	No cost No cost	Specify <i>with no back panel</i> . Specify <i>with back panel</i> .
End Panel Application	<ul style="list-style-type: none"> End panel left End panel right End panel left and right 	No cost No cost No cost	Specify <i>with end panel left</i> . Specify <i>with end panel right</i> . Specify <i>with end panel left and right</i> .
Related Products	<ul style="list-style-type: none"> Lockers Top panel Back panel 		► Page 334 ► Page 404 ► Page 408



For Canadian Pricing
Multiply U.S. Price by the Canadian price factor.
► See page 1 for details.

Specification Information

Style Number	Dimensions Parametric Depth	Parametric Height	U.S. Base Price	Options (Add \$ to Base Price)	
				HPL Price Group 2	HPL Price Group 3

End Panel


SNGLKREP	12"-26"	38.0625"-41.75"	\$351	+\$101	+\$203
	12"-26"	41.8125"-47.9375"	\$370	+\$117	+\$233
	12"-26"	48"-54.125"	\$389	+\$132	+\$262
	12"-26"	54.1875"-66.5"	\$410	+\$162	+\$323
	12"-26"	66.5625"-72"	\$431	+\$175	+\$350
	12"-26"	72.0625"-84"	\$452	+\$205	+\$408
	26.0625"-48"	38.0625"-41.75"	\$469	+\$203	+\$405
	26.0625"-48"	41.8125"-47.9375"	\$492	+\$234	+\$465
	26.0625"-48"	48"-54.125"	\$517	+\$263	+\$526
	26.0625"-48"	54.1875"-66.5"	\$543	+\$324	+\$646
	26.0625"-48"	66.5625"-72"	\$569	+\$351	+\$699
	26.0625"-48"	72.0625"-84"	\$598	+\$409	+\$815

End Panel—Leg Base

SNGLKREPLB	12"-26"	38.0625"-41.75"	\$316	+\$101	+\$203
	12"-26"	41.8125"-47.9375"	\$333	+\$117	+\$233
	12"-26"	48"-54.125"	\$350	+\$132	+\$262
	12"-26"	54.1875"-66.5"	\$369	+\$162	+\$323
	12"-26"	66.5625"-72"	\$387	+\$175	+\$350
	12"-26"	72.0625"-84"	\$407	+\$205	+\$408
	26.0625"-48"	38.0625"-41.75"	\$421	+\$203	+\$405
	26.0625"-48"	41.8125"-47.9375"	\$443	+\$234	+\$465
	26.0625"-48"	48"-54.125"	\$465	+\$263	+\$526
	26.0625"-48"	54.1875"-66.5"	\$488	+\$324	+\$646
	26.0625"-48"	66.5625"-72"	\$513	+\$351	+\$699
	26.0625"-48"	72.0625"-84"	\$538	+\$409	+\$815




Tip: When end panel application left and right is specified, all base prices and laminate option upcharges are factored twice, except for OLL.



For Canadian Pricing
Multiply U.S. Price by the
Canadian price factor.
► See page 1 for details.

WorkValet Surrounds

Back Panel



Standard Includes	Required to Specify
<ul style="list-style-type: none"> ▶ Need help? Product details, page 146 • Back panel: High-Pressure Laminate price group 1 • Mounting hardware 	<ol style="list-style-type: none"> 1 Style number 2 Width (see below under required selections) 3 Height (see below under required selections) 4 Sectioned Panel (see below under required selections) 5 Width A, width B, width C, width D, width E, and width F (see below under required selections) 6 Laminate color for back panel 7 Options, if selected (see below) <p>▶ See <i>Surface Materials</i>, page 440.</p>

	Required Selections	U.S. Price	Required to Specify
Width	• 9"W–253.5"W	Prices at right	Specify width.
Height	• 38.0625"H–84"H	Prices at right	Specify height.
Sectioned Panel	<ul style="list-style-type: none"> • 1 sectioned panel • 2 sectioned panel • 3 sectioned panel • 4 sectioned panel • 5 sectioned panel • 6 sectioned panel 	No cost No cost No cost No cost No cost No cost	Specify <i>with 1 sectioned panel</i> . Specify <i>with 2 sectioned panel</i> . Specify <i>with 3 sectioned panel</i> . Specify <i>with 4 sectioned panel</i> . Specify <i>with 5 sectioned panel</i> . Specify <i>with 6 sectioned panel</i> .
Width A, Width B, Width C, Width D, Width E, and Width F	• 9"W–96"W	Prices at right	Specify width.

Tip: Network lock application not available on leg base panels.

Tip: The same surface materials options apply to all sectioned panels. Finish must be specified individually for each panel.

Tip: Peg is an option only when markerboard is specified, and can be optioned on or off on every individual markerboard panel.

	Options	U.S. Price	Required to Specify
Application	<ul style="list-style-type: none"> • No network lock • With network lock 	No cost No cost	Specify <i>with no network lock</i> . Specify <i>with network lock</i> .
Surface Materials	<ul style="list-style-type: none"> • High-Pressure Laminate (HPL) price group 2 • High-Pressure Laminate (HPL) price group 3 • Markerboard • Open Line laminate (OLL) 	Prices at right Prices at right +\$ 51 per panel +\$105 plus cost of laminate	Specify laminate color number. Specify laminate color number Specify <i>with markerboard</i> . ▶ See <i>Surface Materials Reference Manual</i> .
Peg	<ul style="list-style-type: none"> • Without peg • With peg 	No cost +\$ 26 per peg	Specify <i>without peg</i> . Specify <i>with peg</i> .
Locker Span A, Locker Span B, Locker Span C, Locker Span D, Locker Span E, and Locker Span F	<ul style="list-style-type: none"> • One locker • Two lockers • Three lockers • Four lockers • Five lockers • Six lockers • Seven lockers • Eight lockers • Nine lockers • Ten lockers 	No cost No cost No cost No cost No cost No cost No cost No cost No cost No cost	Specify <i>with one locker</i> . Specify <i>with two lockers</i> . Specify <i>with three lockers</i> . Specify <i>with four lockers</i> . Specify <i>with five lockers</i> . Specify <i>with six lockers</i> . Specify <i>with seven lockers</i> . Specify <i>with eight lockers</i> . Specify <i>with nine lockers</i> . Specify <i>with ten lockers</i> .
Related Products	<ul style="list-style-type: none"> • Lockers • Top panel • End panel 		▶ Page 334 ▶ Page 404 ▶ Page 406



For Canadian Pricing
 Multiply U.S. Price by the Canadian price factor.
 ▶ See page 1 for details.

Specification Information


Style Number	Dimensions Parametric Width A, B, C, D, E, and F	Parametric Height	U.S. Base Price	Options (Add \$ to Base Price)	
				HPL Price Group 2	HPL Price Group 3

Back Panel


SNGLKRBP	9"-30"	38.0625"-41.75"	\$283	+\$129	+\$ 257
	9"-30"	41.8125"-47.9375"	\$314	+\$149	+\$ 296
	9"-30"	48"-54.125"	\$349	+\$167	+\$ 334
	9"-30"	54.1875"-66.5"	\$431	+\$206	+\$ 410
	9"-30"	66.5625"-72"	\$497	+\$222	+\$ 444
	9"-30"	72.0625"-84"	\$554	+\$260	+\$ 519
	30.0625"-48"	38.0625"-41.75"	\$314	+\$258	+\$ 516
	30.0625"-48"	41.8125"-47.9375"	\$349	+\$297	+\$ 591
	30.0625"-48"	48"-54.125"	\$387	+\$335	+\$ 668
	30.0625"-48"	54.1875"-66.5"	\$479	+\$412	+\$ 821
	30.0625"-48"	66.5625"-72"	\$553	+\$446	+\$ 889
	30.0625"-48"	72.0625"-84"	\$614	+\$520	+\$1036
	48.0625"-75"	38.0625"-41.75"	\$431	+\$366	+\$ 730
	48.0625"-75"	41.8125"-47.9375"	\$502	+\$420	+\$ 838
	75.0625"-96"	38.0625"-41.75"	\$587	+\$517	+\$1030
	75.0625"-96"	41.8125"-47.9375"	\$645	+\$593	+\$1183

Back Panel—Leg Base

SNGLKRBPLB	9"-30"	38.0625"-41.75"	\$255	+\$129	+\$ 257
	9"-30"	41.8125"-47.9375"	\$283	+\$149	+\$ 296
	9"-30"	48"-54.125"	\$314	+\$167	+\$ 334
	9"-30"	54.1875"-66.5"	\$387	+\$206	+\$ 410
	9"-30"	66.5625"-72"	\$448	+\$222	+\$ 444
	9"-30"	72.0625"-84"	\$498	+\$260	+\$ 519
	30.0625"-48"	38.0625"-41.75"	\$283	+\$258	+\$ 516
	30.0625"-48"	41.8125"-47.9375"	\$314	+\$297	+\$ 591
	30.0625"-48"	48"-54.125"	\$348	+\$335	+\$ 668
	30.0625"-48"	54.1875"-66.5"	\$431	+\$412	+\$ 821
	30.0625"-48"	66.5625"-72"	\$497	+\$446	+\$ 889
	30.0625"-48"	72.0625"-84"	\$553	+\$520	+\$1036
	48.0625"-75"	38.0625"-41.75"	\$387	+\$366	+\$ 730
	48.0625"-75"	41.8125"-47.9375"	\$452	+\$420	+\$ 838
	75.0625"-96"	38.0625"-41.75"	\$528	+\$517	+\$1030
	75.0625"-96"	41.8125"-47.9375"	\$581	+\$593	+\$1183



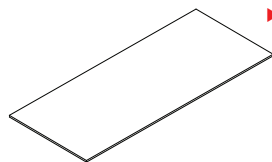
Tip: Each individual panel is charged for base price and finish upcharge. If OLL is selected on multiple panels, it will only be charged once.



 **For Canadian Pricing**
Multiply U.S. Price by the Canadian price factor.
▶ See page 1 for details.

WorkValet Surrounds

Common Top



► Need help?
Product details,
page 146

Standard Includes

- Common top: High-Pressure Laminate price group 1
- Mounting hardware

Required to Specify

- 1 Style number
 - 2 Width (see below under required selections)
 - 3 Depth (see below under required selections)
 - 4 Laminate color for common top
 - 5 Options, if selected (see below)
- See *Surface Materials*, page 440.

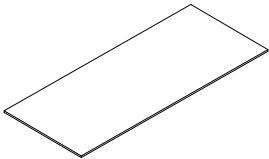
	Required Selections	U.S. Price	Required to Specify
Width	• 18"W–84.5"W	Prices at right	Specify width.
Depth	• 12"D–48"D	Prices at right	Specify depth.
	Options	U.S. Price	Required to Specify
Surface Materials	• High-Pressure Laminate (HPL) price group 2	Prices at right	Specify laminate color number.
	• High-Pressure Laminate (HPL) price group 3	Prices at right	Specify laminate color number
	• Open Line laminate (OLL)	+\$105 plus cost of laminate	► See <i>Surface Materials Reference Manual</i> .
Grain Direction	• No grain direction	No cost	Specify <i>with no grain direction</i> .
	• Short grain	No cost	Specify <i>with short grain</i> .
	• Long grain	No cost	Specify <i>with long grain</i> .
Locker Span	• One locker	No cost	Specify <i>with one locker</i> .
	• Two lockers	No cost	Specify <i>with two lockers</i> .
	• Three lockers	No cost	Specify <i>with three lockers</i> .
	• Four lockers	No cost	Specify <i>with four lockers</i> .
	• Five lockers	No cost	Specify <i>with five lockers</i> .
	• Six lockers	No cost	Specify <i>with six lockers</i> .
	• Seven lockers	No cost	Specify <i>with seven lockers</i> .
	• Eight lockers	No cost	Specify <i>with eight lockers</i> .
	• Nine lockers	No cost	Specify <i>with nine lockers</i> .
	• Ten lockers	No cost	Specify <i>with ten lockers</i> .
Related Products	• Lockers		► Page 334
	• End panel		► Page 406
	• Back panel		► Page 408



For Canadian Pricing

Multiply U.S. Price by the Canadian price factor.

► See page 1 for details.



Tip: Multiple common tops are used together with applications are wider than 84.5".

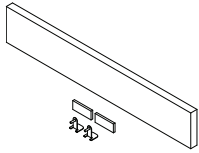
Tip: Common tops are for use when no end panels or back panels are present.

Specification Information					
Style Number	Dimensions Parametric Depth	Parametric Width	U.S. Base Price	Options (Add \$ to Base Price)	
				HPL Price Group 2	HPL Price Group 3
SNGLRCT	12"-26"	18"-36"	\$417	+\$ 88	+\$174
	12"-26"	36.0625"-60"	\$463	+\$147	+\$291
	12"-26"	60.0625"-84.5"	\$515	+\$206	+\$410
	26.0625"-48"	18"-36"	\$695	+\$175	+\$350
	26.0625"-48"	36.0625"-60"	\$773	+\$292	+\$582
	26.0625"-48"	60.0625"-84.5"	\$858	+\$411	+\$820


For Canadian Pricing
Multiply U.S. Price by the Canadian price factor.
▶ See page 1 for details.

WorkValet Accessories

Plinth Cover



Tip: Plinth cover must be specified when plinth base is optioned on the lockers.

Standard Includes		Required to Specify	
► Need help? Product details, page 142	<ul style="list-style-type: none"> Plinth cover: Low-Pressure Laminate price group 1 Mounting hardware 	1 Style number 2 Width (see below under required selections) 3 Laminate color for cover 4 Options, if selected (see below) ► See <i>Surface Materials</i> , page 440.	

Width	Required Selections	U.S. Price	Required to Specify
	• 9"W–63"W	Prices below	Specify width.

Surface Materials	Options	U.S. Price	Required to Specify
	• High-Pressure Laminate (HPL) price group 1	Prices below	Specify laminate color number.
	• High-Pressure Laminate (HPL) price group 2	Prices below	Specify laminate color number.
	• High-Pressure Laminate (HPL) price group 3	Prices below	Specify laminate color number
	• Open Line laminate (OLL)	+\$105 plus cost of laminate	► See <i>Surface Materials Reference Manual</i> .

Locker Span		U.S. Price	Required to Specify
	• One locker	No cost	Specify <i>with one locker</i> .
	• Two lockers	No cost	Specify <i>with two lockers</i> .
	• Three lockers	No cost	Specify <i>with three lockers</i> .
	• Four lockers	No cost	Specify <i>with four lockers</i> .
	• Five lockers	No cost	Specify <i>with five lockers</i> .
	• Six lockers	No cost	Specify <i>with six lockers</i> .
	• Seven lockers	No cost	Specify <i>with seven lockers</i> .

Related Products			
	• Lockers		► Page 334
	• Surrounds		► Pages 404–410

Specification Information

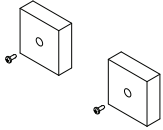
Style Number	Dimensions Parametric Width	U.S. Base Price	Options (Add \$ to Base Price)		
			HPL Price Group 1	HPL Price Group 2	HPL Price Group 3
SNGLKRPC	9"–24"	\$199	+\$ 6	+\$11	+\$22
	24.0625"–45"	\$213	+\$13	+\$24	+\$46
	45.0625"–63"	\$227	+\$19	+\$33	+\$65

Tip: Multiple plinth covers are used in applications wider than 63".



For Canadian Pricing
 Multiply U.S. Price by the Canadian price factor.
 ► See page 1 for details.

Network Lock Spacer



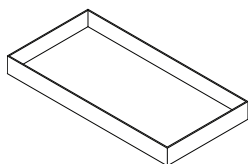
Tip: Spacers, used to protect cables, are required when lockers with network locks are back-to-back up against a wall. A spacer must be used every four feet.

Standard Includes		Required to Specify
▶ Need help? Product details, page 142	<ul style="list-style-type: none"> • Network lock spacers, pair • Mounting hardware 	Style number
Related Products		Required to Specify
Related Products	<ul style="list-style-type: none"> • Lockers 	▶ Page 334
Specification Information		
• Style Number	• U.S. Price	
•	•	
•	•	
•	•	
•	•	
SNGLKRSP	\$119	
•	•	
•	•	



For Canadian Pricing
Multiply U.S. Price by the
Canadian price factor.
▶ See page 1 for details.

Planter



Standard Includes		Required to Specify
► Need help? Product details, page 137	• Planter: paint price group 01	1 Style number
		2 Width (see below under Required Selections)
		3 Depth (see below under Required Selections)
		4 Paint color number for planter
		► See <i>Surface Materials</i> , page 440.

	Required Selections	U.S. Price	Required to Specify
Width	• 30"W • 36"W	Prices below Prices below	Specify width. Specify width.
Depth	• 18.875"D • 24"D	Prices below Prices below	Specify depth. Specify depth.

	Options	U.S. Price	Required to Specify
Surface Materials	• Paint price group 01 • Paint price group 02 • Paint price group 03	No cost +\$16 +\$35	Specify paint color number. Specify paint color number. Specify paint color number.
Related Products	• Lockers • Lockers – leg base		► Page 334 ► Page 368

Specification Information			
Style Number	Dimensions W D		U.S. Base Price

Planter

SNGLKRPLTR	30"	18.875"	\$299
	30"	24"	\$304
	36"	18.875"	\$309
	36"	24"	\$314

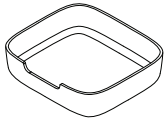


For Canadian Pricing

Multiply U.S. Price by the Canadian price factor.

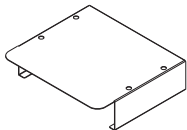
► See page 1 for details.

Locker Bins



Standard Includes		Required to Specify
► Need help? Product details, page 142	• Package of four bins: molded PET felt	1 Style number 2 PET color for bin: P635 Heather Navy P636 Light Heather Grey
Related Products		Required to Specify
Related Products	• Lockers • Personal freestanding shelf	► Page 334 ► Page 415
Specification Information		
Style Number	U.S. Price	
SNGLKRBN	\$658	

Personal Freestanding Shelf




Standard Includes		Required to Specify
► Need help? Product details, page 142	• Personal shelf: paint price group 01	1 Style number 2 Paint color for shelf ► See <i>Surface Materials</i> , page 440.
Options	U.S. Price	Required to Specify
Surface Materials	• Paint price group 2 +\$16 • Paint price group 3 +\$35	Specify paint color number. Specify paint color number.
Related Products	• Lockers • Locker bins	► Page 334 ► Page 404
Specification Information		
Style Number	U.S. Base Price	
SNGLKRPERSHLF	\$98	



For Canadian Pricing
Multiply U.S. Price by the
Canadian price factor.
► See page 1 for details.

Sheets of Numbers



Tip: 100 vinyl stickers on a sheet, ten of each digit 0-9.

Standard Includes	Required to Specify
-------------------	---------------------

- | | |
|--|---|
| <ul style="list-style-type: none">▶ Need help? Product details, page 142 | <ul style="list-style-type: none">• Sheet of numbers, quantity of ten <ul style="list-style-type: none">1 Style number2 Color for sheet of numbers:<ul style="list-style-type: none">BlackWhite |
|--|---|

Related Product	Required to Specify
-----------------	---------------------

- | | |
|---|--|
| Related Products <ul style="list-style-type: none">• Lockers | <ul style="list-style-type: none">▶ Page 334 |
|---|--|

Specification Information	
---------------------------	--

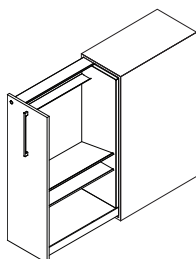
• Style : Number :	• U.S. : Price :
SNGLKRNBR	\$134
:	:

 **For Canadian Pricing**
Multiply U.S. Price by the Canadian price factor.
▶ See page 1 for details.

Specifying High-Density Storage Products

High-Density Storage	418
High-Density Storage Value Package	422
High-Density Storage Accessories	424

High-Density Storage



Drawing shows left-hand application, right-hand application is also available.

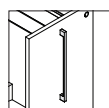
Standard Includes		Required to Specify
► Need help? Product details, page 158	<ul style="list-style-type: none"> Case: laminate price group 1 Drawer front: laminate to match case Case interior: paint Mirror Nile pull: metal Lock, keyed random: 9201 Polished Chrome Four adjustable leveling glides Vertical grain direction Shelf, if 12"W is selected 	<ol style="list-style-type: none"> Style number Case width (see below under Required Selections) Case depth (see below under Required Selections) Case height (see below under Required Selections) Handedness (see below under Required Selections) Interior configuration (see below under Required Selections) Laminate color number for case and drawer front Paint color number for case interior Pull (see below under Required Selections) Metal color number for pulls Options, if selected (see below) <p>► See <i>Surface Materials</i>, page 440.</p>

Required Selections	U.S. Price	Required to Specify
Case Width <ul style="list-style-type: none"> 12"W 15"W 	Prices at right Prices at right	Specify with 12" width. Specify with 15" width.
Case Depth <ul style="list-style-type: none"> 24"D 30"D 	Prices at right Prices at right	Specify with 24" depth. Specify with 30" depth.
Case Height <ul style="list-style-type: none"> 42"H 48"H 	No cost +\$261	Specify with 42" height. Specify with 48" height.
Handedness <ul style="list-style-type: none"> Left hand Right hand 	No cost No cost	Specify left-hand. Specify right-hand.
Interior Configuration		
12"W storage <ul style="list-style-type: none"> Shelf 	\$ 149 Included in U.S. Base Price	Specify with shelf.
15"W storage <ul style="list-style-type: none"> Bag drop Shelf 	No cost +\$149	Specify with bag drop. Specify with shelf.

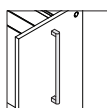
Tip: Shelf comes standard with 12"W storage. Bag drop is not available on 12"W storage.

Tip: Nile pull will default as the standard pull, you must confirm this selection or specify an optional pull.

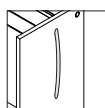
Pull



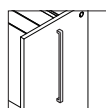
Nile pull



Bar pull



Contemporary pull



Jazz pull

Options	U.S. Price	Required to Specify
Front Color Scheme <ul style="list-style-type: none"> Non contrasting Contrasting 	No cost +\$ 65	Specify with non contrasting. Specify with contrasting.
Surface Materials		
Laminate on case <ul style="list-style-type: none"> Laminate price group 2 Laminate price group 3 Open Line laminate 	See information at left See information at left +\$105 plus cost of laminate	Specify laminate color number. Specify laminate color number. ► See <i>Surface Material Reference Manual</i> .
Laminate on contrasting case front <ul style="list-style-type: none"> Laminate price group 2 on case front Laminate price group 3 on case front Open Line laminate on case front 	See information at left See information at left +\$105 plus cost of laminate	Specify laminate color number. Specify laminate color number. ► See <i>Surface Material Reference Manual</i> .

For laminate price group 2 and 3 pricing, please refer to the electronic catalog or SmartTools.



For Canadian Pricing
Multiply U.S. Price by the Canadian price factor.
► See page 1 for details.

► Options, continued on next page

► Options, continued from previous page

	Options	U.S. Price	Required to Specify
Surface Materials, continued	Composite veneer for non-contrasting color scheme		
	• Composite veneer group 1	+\$1742	Specify <i>with composite veneer</i> and indicate composite veneer color number.
	• Composite veneer group 2	+\$2171	Specify <i>with composite veneer</i> and indicate composite veneer color number.
	Wood veneer for non-contrasting color scheme		
	• Wood group 1	+\$1916	Specify <i>with wood veneer</i> and indicate wood color number.
	• Wood group 2	+\$2388	Specify <i>with wood veneer</i> and indicate wood color number.
	• Wood group 3	+\$3559	Specify <i>with wood veneer</i> and indicate wood color number.
	• Customiz stain	No cost	Specify <i>with Customiz stain</i> .
	Composite veneer for contrasting color scheme		
	• For case front		
	–Composite veneer group 1	+\$ 349	Specify <i>with composite veneer</i> and indicate composite veneer color number.
	–Composite veneer group 2	+\$ 434	Specify <i>with composite veneer</i> and indicate composite veneer color number.
	• For case		
	–Composite veneer group 1	+\$1395	Specify <i>with composite veneer</i> and indicate composite veneer color number.
	–Composite veneer group 2	+\$1738	Specify <i>with composite veneer</i> and indicate composite veneer color number.
	Wood veneer for contrasting color scheme		
	• For case front		
	–Wood group 1 veneer	+\$ 384	Specify <i>with wood veneer</i> and indicate wood color number.
	–Wood group 2	+\$ 478	Specify <i>with wood veneer</i> and indicate wood color number.
	–Wood group 3	+\$ 718	Specify <i>with wood veneer</i> and indicate wood color number.
	–Customiz stain	No cost	Specify <i>with Customiz stain</i> .
	• For case		
	–Wood group 1 veneer	+\$1535	Specify <i>with wood veneer</i> and indicate wood color number.
	–Wood group 2	+\$1878	Specify <i>with wood veneer</i> and indicate wood color number.
	–Wood group 3	+\$2844	Specify <i>with wood veneer</i> and indicate wood color number.
	–Customiz stain	No cost	Specify <i>with Customiz stain</i> .
	Paint for case interior		
	• Paint price group 1	No cost	Specify paint color number.
	• Paint price group 2	+\$ 89	Specify paint color number.
	• Paint price group 3	+\$ 233	Specify paint color number.
Pull	Laminate or wood fronts		
	• Nile	No cost	Specify <i>with nile pull</i> .
	• Bar	No cost	Specify <i>with bar pull</i> .
	• Contemporary	–\$ 37	Specify <i>with contemporary pull</i> .
	• Jazz	–\$ 10	Specify <i>with jazz pull</i> .
Light	• Light	+\$ 312	Specify <i>with light</i> .
Coat Closet	• Coat closet	+\$ 76	Specify <i>with coat closet</i> .
Grain Direction	• Horizontal	No cost	Specify <i>with horizontal grain direction</i> .

► Options, continued on next page

Tip: Contrasting fronts and horizontal grain direction are available options for laminate front/laminate case, veneer front/laminate case, or laminate front/veneer case.

Tip: Light is available with bag drop configuration only.



For Canadian Pricing
Multiply U.S. Price by the Canadian price factor.
► See page 1 for details.

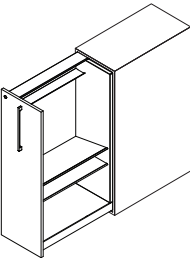
Tip: Magnetic boards are not available on 12"W storage.

► Options, continued from previous page

Options		U.S. Price		Required to Specify
Magnetic Board	One magnetic board	42"H	48"H	Specify Cogent: Connect fabric number. Specify Billiard Multi-Use by Designtex fabric number.
	• Fabric price group 2	+\$177	+\$223	
	• Fabric price group 3	+\$223	+\$269	
	Two magnetic boards	42"H	48"H	
	• Fabric price group 2	+\$354	+\$446	
	• Fabric price group 3	+\$446	+\$538	
Lock and Keying	Lock			Specify with 9250 Ember Chrome lock.
	• Ember Chrome	No cost		
	Keying			
	• Factory and field-installed keying			► Page 450
Related Products	• Worksurface support bracket			► Page 424
	• Panel connector bracket			► Page 424

Specification Information

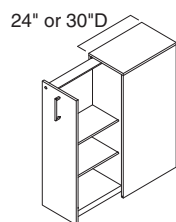
Style Number	Width	U.S. Base Prices	
		24"D	30"D
HDSTG	12"	\$3913	\$4276
	15"	\$4170	\$4533



 **For Canadian Pricing**
Multiply U.S. Price by the Canadian price factor.
► See page 1 for details.



High-Density Storage—Value Package



Drawing shows left-hand application, right-hand application is also available.

Tip: The high-density value package is a simplified version of high-density storage that includes two fixed shelves to solve organizational needs at a lower price point.

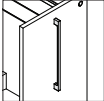
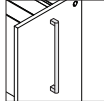
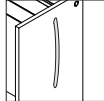
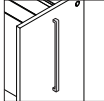
Tip: Nile pull will default as the standard pull, you must confirm this selection or specify an optional pull.

For laminate price group 2 and 3 pricing, please refer to the electronic catalog or SmartTools.



For Canadian Pricing
Multiply U.S. Price by the Canadian price factor.
► See page 1 for details.

Standard Includes		Required to Specify
► Need help? Product details, page 160	<ul style="list-style-type: none"> Case: laminate price group 1 Drawer front: laminate to match case Case interior: paint Two fixed shelves: 7360 Merle Nile pull: metal Lock, keyed random: 9201 Polished Chrome Four adjustable leveling glides Vertical grain direction 	<ol style="list-style-type: none"> Style number Case width (see below under Required Selections) Case depth (see below under Required Selections) Case height (see below under Required Selections) Handedness (see below under Required Selections) Laminate color number for case and drawer front Paint color number for case interior Pull (see below under Required Selections) Metal color number for pulls Options, if selected (see below) <p>► See <i>Surface Materials</i>, page 440.</p>

	Required Selections	U.S. Price	Required to Specify
Case Width	<ul style="list-style-type: none"> 12"W 15"W 	Prices at right Prices at right	Specify with 12" width. Specify with 15" width.
Case Depth	<ul style="list-style-type: none"> 24"D 30"D 	Prices at right Prices at right	Specify with 24" depth. Specify with 30" depth.
Case Height	<ul style="list-style-type: none"> 42"H 48"H 	No cost +\$261	Specify with 42" height. Specify with 48" height.
Handedness	<ul style="list-style-type: none"> Left hand Right hand 	No cost No cost	Specify left-hand. Specify right-hand.
Pull			
			
	Nile pull	Bar pull	Contemporary pull
			
			Jazz pull

	Options	U.S. Price	Required to Specify
Front Color Scheme	<ul style="list-style-type: none"> Non contrasting Contrasting 	No cost +\$ 65	Specify with non contrasting. Specify with contrasting.
Surface Materials	Laminate on case		
	<ul style="list-style-type: none"> Laminate price group 2 Laminate price group 3 Open Line laminate 	See information at left See information at left +\$105 plus cost of laminate	Specify laminate color number. Specify laminate color number. ► See <i>Surface Material Reference Manual</i> .
	Laminate on contrasting case front		
	<ul style="list-style-type: none"> Laminate price group 2 on case front Laminate price group 3 on case front Open Line laminate on case front 	See information at left See information at left +\$105 plus cost of laminate	Specify laminate color number. Specify laminate color number. ► See <i>Surface Material Reference Manual</i> .
	Paint for case interior		
	<ul style="list-style-type: none"> Paint price group 1 Paint price group 2 Paint price group 3 	No cost +\$ 89 +\$233	Specify paint color number. Specify paint color number. Specify paint color number.

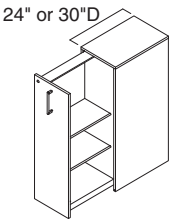
► Options, continued on next page

► Options, continued from previous page

	Options	U.S. Price	Required to Specify
Pull	Laminate fronts		
	• Nile	No cost	Specify with <i>nile pull</i> .
	• Bar	No cost	Specify with <i>bar pull</i> .
	• Contemporary	-\$37	Specify with <i>contemporary pull</i> .
	• Jazz	-\$10	Specify with <i>jazz pull</i> .
Coat Closet	• Coat closet	+\$76	Specify with <i>coat closet</i> .
Grain Direction	• Horizontal	No cost	Specify with <i>horizontal grain direction</i> .
Lock and Keying	Lock		
	• Ember Chrome	No cost	Specify with <i>9250 Ember Chrome lock</i> .
	Keying		
	• Factory and field-installed keying		► Page 450
Related Products	• Worksurface support bracket		► Page 424
	• Panel connector bracket		► Page 424

Specification Information

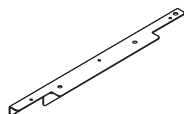
Style Number	Dimensions W	U.S. Base Prices	
		24"D	30"D
HDSTGV	12"	\$2897	\$3260
	15"	\$3154	\$3517



 **For Canadian Pricing**
Multiply U.S. Price by the
Canadian price factor.
► See page 1 for details.

High-Density Storage Accessories

Worksurface Support Bracket



Standard Includes		Required to Specify
▶ Need help? Product details, page 158	• Bracket: paint	1 Style number
	• Attachment hardware	2 Depth (see below under Required Selections)
		3 Paint color number for bracket
		▶ See <i>Surface Materials</i> , page 440.

	Required Selections	U.S. Price	Required to Specify
Depth	• 24"D • 30"D	No cost No cost	Specify with 24"D bracket. Specify with 30"D bracket.
Related Products	• High-density storage		▶ Pages 418 and 422

Specification Information		
Style Number	U.S. Price	
HDWS	\$171	

Panel Connector Bracket



Standard Includes		Required to Specify
▶ Need help? Product details, page 158	• Connector bracket	1 Style number
		2 Handedness (see below under Required Selections)

	Required Selections	U.S. Price	Required to Specify
Handedness	• Left hand • Right hand	No cost No cost	Specify left hand. Specify right hand.
Related Products	• High-density storage		▶ Pages 418 and 422

Specification Information		
Style Number	Height	U.S. Price
HDPNLCNT	39 ⁵ / ₈ "	\$125



For Canadian Pricing
Multiply U.S. Price by the
Canadian price factor.
▶ See page 1 for details.

Specifying Lighting

Lighting	
Standard Shelf Lights	426
Bottomline Shelf Lights	428
LED Shelf Lights	429
LED Linear Shelf Lights	430
Accessories	
Vertical Wire Managers	432

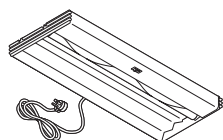
Standard Shelf Lights

Tip: Daisy chaining shelf lights together extends power from one fixture to another within workstations to help keep receptacles clear for other uses.
 ▶ See page 177 for more information.

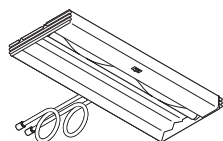
Tip: Daisy chaining is not allowed in Chicago. Local electrical codes vary, so you should consult a qualified electrical contractor or engineer for proper installation of all electrical equipment.

Tip: Because shelf lights are usually recessed, black is the standard paint color. Paint colors other than black have an upcharge.

Tip: If an optional paint color is selected for the housing, the electrical switches and end caps will remain black plastic.



Tip: When ordering with standard power cord or Chicago cord, daisy chaining is not possible.



Tip: Remember to order a daisy chain starter cord.
 ▶ See Related Products on next page.

 **For Canadian Pricing**
 Multiply U.S. Price by the Canadian price factor.
 ▶ See page 1 for details.

	Standard Includes	Required to Specify
▶ Need help? Product details, page 168	<ul style="list-style-type: none"> Light housing with centered on-off switch: black paint End cap cord managers: black plastic only Cords: <ul style="list-style-type: none"> Standard and Chicago (including circuit breaker), 9' cord with three-prong plug at 45° angle: black plastic only Daisy chain, one 78" cord with modular connectors for daisy chaining: black plastic only Contrast sleeve around lamp Faceted reflector: white only T8 3500K lamp Ballast Universal mounting hardware package Daisy chain starter cord, if selected: black plastic only (order separately) 	1 Style number 2 Paint color number, if other than black (see options below) 3 Options, if selected (see below) ▶ See <i>Surface Materials</i> , page 440.

	Options	U.S. Price	Required to Specify
Surface Materials	<ul style="list-style-type: none"> Painted light housing other than black 	+\$36	Specify paint color number for housing.
Bracket Option	<ul style="list-style-type: none"> Competitive mounting package Flush mounting package 	No cost No cost	Specify <i>with competitive mounting package</i> . Specify <i>with flush mounting package</i> and paint color number for end cap covers.

Specification Information			
Dimensions	Lamp	Style	U.S.
D W H	Wattage	Number	Base Price
•	•	•	•
•	•	•	•
•	•	•	•

Electronic High-Power-Factor Ballast

With Standard Power Cord

9 1/4"	25"	1 3/4"	17 watts	LSM24K	\$633
9 1/4"	37"	1 3/4"	25 watts	LSM36K	\$670
9 1/4"	49"	1 3/4"	32 watts	LSM48K	\$725

With Chicago Cord Including Circuit Breaker

9 1/4"	25"	1 3/4"	17 watts	LSM24KC	\$731
9 1/4"	37"	1 3/4"	25 watts	LSM36KC	\$768
9 1/4"	49"	1 3/4"	32 watts	LSM48KC	\$823

With Daisy Chain Cords

9 1/4"	25"	1 3/4"	17 watts	LSM24KD	\$689
9 1/4"	37"	1 3/4"	25 watts	LSM36KD	\$726
9 1/4"	49"	1 3/4"	32 watts	LSM48KD	\$781

▶ **Specification Information, continued on next page**

► Specification Information, continued from previous page

Related Products

Quantity in Package	Length	Style Number	U.S. Price
------------------------	--------	-----------------	---------------

Daisy Chain Starter Cord

1	78"	LS1FSC	\$ 87
6	78"	LS6FSC	\$522
.	.	.	.

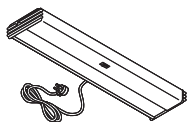


Tip: Use with Standard shelf light with daisy chain cord only.



For Canadian Pricing
Multiply U.S. Price by the Canadian price factor.
► See page 1 for details.

Bottomline Shelf Lights



Tip: Daisy chaining shelf lights together extends power from one fixture to another within workstations to help keep receptacles clear for other uses.

► See page 177 for more information.

Tip: Daisy chaining is not allowed in Chicago. Local electrical codes vary, so you should consult a qualified electrical contractor or engineer for proper installation of all electrical equipment.

Tip: When ordering with standard power cord or Chicago cord, daisy chaining is not possible.

Tip: When ordering the Bottomline shelf lights with daisy chain starter cord you do NOT need to order a starter cord or jumper cord.

	Standard Includes	Required to Specify
► Need help? Product details, page 170	<ul style="list-style-type: none"> Steel light housing: paint Mylar reflector Batwing lens Polycarbonate end caps: molded to match housing Cords: <ul style="list-style-type: none"> — Standard and Chicago (including circuit breaker), 9' cord with three-prong plug at 45° angle: black plastic only — Daisy chain, one 56" cord with modular connectors for daisy chaining: black plastic only Energy efficient electronic ballast Energy efficient 3500K T5 fluorescent light Universal spring brackets for recessed mount and screw-in for flush mount Tool free clips for New York application 	1 Style number 2 Paint color number for housing and end caps: 0835 Black 7018 Pewter

Specification Information

Dimensions	Lamp	Style	U.S.
D W H	Wattage	Number	Price

With Standard Power Cord

4 1/2"	23 1/4"	1 1/4"	14 watts	L52FT	\$384
4 1/2"	35"	1 1/4"	21 watts	L53FT	\$412
4 1/2"	46 3/4"	1 1/4"	28 watts	L54FT	\$444

With Chicago Cord Including Circuit Breaker

4 1/2"	23 1/4"	1 1/4"	14 watts	L52FTCHI	\$450
4 1/2"	35"	1 1/4"	21 watts	L53FTCHI	\$490
4 1/2"	46 3/4"	1 1/4"	28 watts	L54FTCHI	\$523

With Daisy Chain Cord

4 1/2"	23 1/4"	1 1/4"	14 watts	L52FTY	\$425
4 1/2"	35"	1 1/4"	21 watts	L53FTY	\$450
4 1/2"	46 3/4"	1 1/4"	28 watts	L54FTY	\$481

With Daisy Chain Starter Cord

4 1/2"	23 1/4"	1 1/4"	14 watts	L52FTS	\$425
4 1/2"	35"	1 1/4"	21 watts	L53FTS	\$450
4 1/2"	46 3/4"	1 1/4"	28 watts	L54FTS	\$481

Specification Guidelines

Application	Requirement
2 lights	1 starter fixture and 1 daisy chain fixture
3 lights	1 starter fixture and 2 daisy chain fixtures
4 lights	1 starter fixture and 3 daisy chain fixtures
5 lights	1 starter fixture and 4 daisy chain fixtures
6 lights	1 starter fixture and 5 daisy chain fixtures

Note: Daisy chaining minimum of two fixtures; maximum of six fixtures.



For Canadian Pricing
Multiply U.S. Price by the Canadian price factor.
► See page 1 for details.

Tip: Maximum number of lights that can be daisy chained is three lights.

Standard Includes		Required to Specify
► Need help? Product details, page 172	<ul style="list-style-type: none"> Aluminum extrusion with plastic cover Power supply with cord Soft touch switch Thin profile accommodates recessed and low profile flush mounting Ultra energy efficient LED light source Universal magnetic mounting Polycarbonate matte film diffuser Continuous dimming 	1 Style number 2 Plastic color number for cover: 6000 Black 6009 Arctic White 3 Options, if selected (see below)

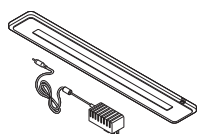
Options	U.S. Price	Required to Specify
Mounting	<ul style="list-style-type: none"> Fastener kit for use with wood shelf 	+\$9 Specify with fastener kit.

Specification Information

Dimensions			Lamp Wattage	Style Number	U.S. Base Price
D	W	H			

LED Standard Light

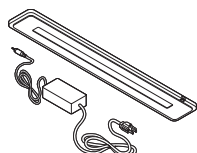
2 1/2"	18"	1/2"	9.6 watts	LSL18	\$520
:	:	:	:	:	:



Tip: LED standard light comes with a 9' 18 watt power supply.

LED Daisy Chain Starter Light

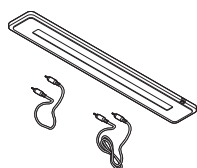
2 1/2"	18"	1/2"	9.6 watts	LSL18YA	\$560
:	:	:	:	:	:



Tip: Daisy chain starter light comes with a 60 watt power supply that will support up to three lights in series (11' cord, 6' from power supply to power outlet, 5' from power supply to fixture). Does not include daisy chain jumper cords.

LED Daisy Chain Secondary Light

2 1/2"	18"	1/2"	9.6 watts	LSL18YB	\$512
:	:	:	:	:	:



Tip: Daisy chain secondary light does not come with a power supply. Daisy chain cord package (8" and 30") comes standard with each secondary light.



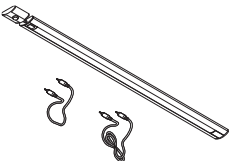
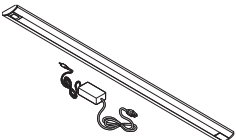
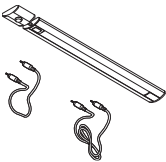

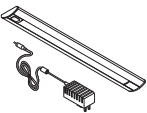
For Canadian Pricing

Multiply U.S. Price by the Canadian price factor.

► See page 1 for details.

LED Linear Shelf Lights

Tip: The power supply for the 17" stand alone only uses a straight plug with a 9' 18 watt 24 volt wall transformer. The power supply for the 31", 44", 58", or 17" starter light uses a 11' 60 watt compact in-line brick with straight plug.



Standard Includes		Required to Specify
► Need help? Product details, page 174	<ul style="list-style-type: none">• Task light and mounting bracket: 4231 Arctic White• Power supply with cord: black• Soft touch switch• Magnetic and wood mounting brackets• Continuous range dimmer• Automatic turn off program• Color temperature 3500K	1 Style number 2 Options, if selected (see below)

Options	U.S. Price	Required to Specify
Surface Materials <ul style="list-style-type: none">• Painted light housing in 0835 Black	+\$ 19	Specify with 0835 Black.
Occupancy Sensor <ul style="list-style-type: none">• 17"W, 31"W, 44"W, and 58"W with stand alone or daisy chain starter	+\$192	Specify with occupancy sensor.
High Output <ul style="list-style-type: none">• 17"W with stand alone, starter, or secondary• 31"W, 44"W, and 58"W with stand alone or daisy chain starter, or secondary	+\$121 +\$207	Specify with high output. Specify with high output.

Specification Information

Dimensions	Style	U.S.
D W H	Number	Base Price
:	:	:
:	:	:

17" Stand Alone Light

2"	17"	7/10"	LLL17	\$394
:	:	:	:	:

17" Daisy Chain Starter Light

2"	17"	7/10"	LLL17YA	\$459
:	:	:	:	:

17" Daisy Chain Secondary Light

2"	17"	7/10"	LLL17YB	\$344
:	:	:	:	:

31" Stand Alone or Daisy Chain Starter Light

2"	31"	7/10"	LLL31	\$638
:	:	:	:	:

31" Daisy Chain Secondary Light

2"	31"	7/10"	LLL31YB	\$528
:	:	:	:	:

► Specification Information, continued on next page

► Specification Information, continued from previous page

Specification Information

• Dimensions			• Style	• U.S.
D	W	H	Number	Base
:	:	:	:	Price
:	:	:	:	:

44" Stand Alone or Daisy Chain Starter Light

2"	44"	7/10"	LLL44	\$ 847
:	:	:	:	:

44" Daisy Chain Secondary Light




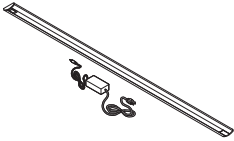
2"	44"	7/10"	LLL44YB	\$ 709
:	:	:	:	:

58" Stand Alone or Daisy Chain Starter Light

2"	58"	7/10"	LLL58	\$1084
:	:	:	:	:

58" Daisy Chain Secondary Light

2"	58"	7/10"	LLL58YB	\$ 765
:	:	:	:	:

**For Canadian Pricing**

Multiply U.S. Price by the Canadian price factor.

► See page 1 for details.

Accessories

Vertical Wire Managers

For Use on Montage Panels



Standard Includes		Required to Specify
► Need help? Product details, page 178	• Vertical wire manager: plastic	1 Style number 2 Plastic color number 6000 Black 6659 Light Grey
Specification Information		
• Height •	• Style • Number	• U.S. • Price
13"	ZWM13	\$26
20"	ZWM20	\$27

Vertical Wire Manager

For Use on Answer and Kick Panels



Tip: Wire manager can be cut in the field to the specific length needed.

Standard Includes		Required to Specify
► Need help? Product details, page 178	• Vertical wire manager: plastic	1 Style number 2 Plastic color number: 6000 Black 6009 Arctic White 6249 Platinum Solid 6654 Sand 6697 Fog
Specification Information		
• Height •	• Style • Number	• U.S. • Price
48"	TS7PVWM	\$47



For Canadian Pricing

Multiply U.S. Price by the Canadian price factor.

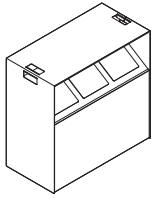
► See page 1 for details.

Specifying Victor2

Victor2 Mobile Unit	434
Victor2 Freestanding Units	436
Victor2 Tray Shelf and Display	438



Victor2 Mobile Unit



Tip: Acrylic inserts lift out without tools for ease of cleaning and changeability.

Tip: Verbiage on each insert contains English, Spanish, and French.

For laminate price group 2 pricing, please refer to the electronic catalog or SmartTools.

Tip: Receptacle contains features to accommodate oversized bags.

Tip: Soft-touch integral handle allows easy movement from one location to another.

For Canadian Pricing
Multiply U.S. Price by the Canadian price factor.
► See page 1 for details.

Standard Includes	Required to Specify
<ul style="list-style-type: none"> ► Need help? Product details, page 182 Mobile unit: <ul style="list-style-type: none"> - Front and back: wood group 1 - Sides and top: paint price group 1 Finished back hinged doors Three slot opening with sloped receptacles and built in bag holding system Acrylic inserts etched with recycling icons and wording Three 100% recycled plastic rigid recycling bins – 12 gallon capacity each Four non-locking black casters: two swivel/two fixed 	<ol style="list-style-type: none"> 1 Style number 2 Wood color number for front and back 3 Paint color number for sides and top (case) 4 Three acrylic inserts (see below under Required Selections) 5 Options, if selected (see below) <p>► See <i>Surface Materials</i>, page 440.</p>

Required Selections							
Acrylic Inserts (Pick three)							
Plastic	Compost	Mixed	Waste	Paper	Aluminum	Returnables	Glass

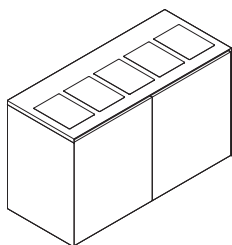
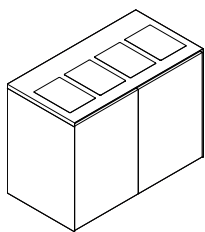
Options	U.S. Price	Required to Specify
Surface Materials	Composite veneer front and back	
• Composite veneer group 1	+\$105	Specify composite veneer color number.
• Composite veneer group 2	+\$362	Specify composite veneer color number.
	Wood front and back	
• Wood group 2	+\$105	Specify wood color number.
• Wood group 3	+\$362	Specify wood color number.
• Customiz stain	No cost	Specify with Customiz stain.
	Laminate front and back	
• Laminate price group 1	–\$475	Specify laminate color number.
• Laminate price group 2	See information at left	Specify laminate color number.
• Open Line Laminate	–\$370 plus cost of laminate	► See <i>Surface Materials Reference Manual</i> .
	Paint on case	
• Paint price group 1	No cost	Specify paint color number.
• Paint price group 2	+\$114	Specify paint color number.
• Paint price group 3	+\$197	Specify paint color number.

Specification Information		
Dimensions	Style	U.S.
D W H	Number	Base Price
18" 36" 36"	AWRM183636	\$5764

Mobile Unit—3 Openings

18"	36"	36"	AWRM183636	\$5764
-----	-----	-----	------------	--------

Victor2 Freestanding Units











Tip: Tray shelf and display are ordered separately.

Tip: Acrylic inserts lift out without tools for ease of cleaning and changeability.

Tip: Verbiage on each insert contains English, Spanish, and French.

For laminate price group 2 and 3 pricing, please refer to the electronic catalog or SmartTools.

Standard Includes		Required to Specify
<div>▶ Need help? Product details, page 182</div> <div><ul style="list-style-type: none">• Freestanding unit:<ul style="list-style-type: none">- Front and back: wood group 1- Side and top: paint price group 1• Finished back• Four or five top slot openings with receptacles• Acrylic inserts etched with recycling icons and wording• Four or five recycling bins (capacity of 23 gallon each receptacle) – fits 30 gallon size bags and larger• Leveling glides: black only</div>		<div><div>1 Style number</div><div>2 Wood color number for front and back</div><div>3 Paint color number for sides and top (case)</div><div>4 Four or five acrylic inserts (see below under Required Selections)</div><div>5 Options, if selected (see below)</div><div>▶ See <i>Surface Materials</i>, page 440.</div></div>
Required Selections		
Acrylic Inserts (Pick four or five)		
		
Plastic	Compost	Mixed
		
Waste	Paper	Aluminum
		
Returnables	Glass	
Options	U.S. Price	Required to Specify
Surface Materials	Composite veneer front and back	
<ul style="list-style-type: none">• Composite veneer group 1• Composite veneer group 2	<div>No cost</div> <div>Prices at right</div>	<div>Specify composite veneer color number.</div> <div>Specify composite veneer color number.</div>
	Wood front and back	
<ul style="list-style-type: none">• Wood group 2• Wood group 3• Customiz stain	<div>Prices at right</div> <div>Prices at right</div> <div>No cost</div>	<div>Specify wood color number.</div> <div>Specify wood color number.</div> <div>Specify <i>with Customiz stain</i>.</div> <div>▶ See <i>Surface Materials Reference Manual</i>.</div>
	Laminate front and back	
<ul style="list-style-type: none">• Laminate price group 1<ul style="list-style-type: none">– Four opening– Five opening• Laminate price group 2<ul style="list-style-type: none">– Four opening– Five opening• Laminate price group 3<ul style="list-style-type: none">– Four opening– Five opening• Open Line Laminate<ul style="list-style-type: none">– Four opening– Five opening	<div>–\$ 792</div> <div>–\$1107</div> <div>See information at left</div> <div>See information at left</div> <div>See information at left</div> <div>See information at left</div> <div>–\$ 687 plus cost of laminate</div> <div>–\$1002 plus cost of laminate</div>	<div>Specify laminate color number.</div> <div>Specify laminate color number.</div> <div>Specify laminate color number.</div> <div>Specify laminate color number.</div> <div>Specify laminate color number.</div> <div>▶ See <i>Surface Materials Reference Manual</i>.</div> <div>▶ See <i>Surface Materials Reference Manual</i>.</div>
	Paint on case	
<ul style="list-style-type: none">• Paint price group 1• Paint price group 2• Paint price group 3	<div>No cost</div> <div>+\$ 114</div> <div>+\$ 197</div>	<div>Specify paint color number.</div> <div>Specify paint color number.</div> <div>Specify paint color number.</div>
Related Products	<ul style="list-style-type: none">• Tray shelf and display	<div>▶ Page 438</div>



For Canadian Pricing
Multiply U.S. Price by the Canadian price factor.
▶ See page 1 for details.

Specification Information

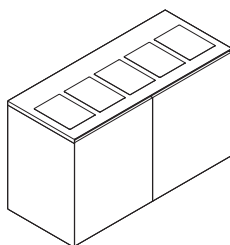
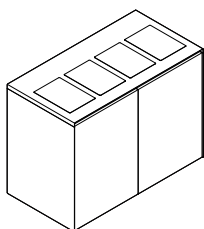
Dimensions			Style Number	U.S. Base Price	Options	
D	W	H			(Add \$ to Base Price)	
					Composite Veneer	Wood
					Composite Veneer front and back	Wood front and back
					Composite Veneer Group 2	Wood Group 2
						Wood Group 3

Freestanding Unit—4 Openings

25"	48"	36"	AWRF254836	\$ 8235	+\$188	+\$188	+\$657
:	:	:	:	:	:	:	:

Freestanding Unit—5 Openings

25"	60"	36"	AWRF256036	\$10,377	+\$238	+\$238	+\$824
:	:	:	:	:	:	:	:

**For Canadian Pricing**

Multiply U.S. Price by the Canadian price factor.

► See page 1 for details.

Victor2 Tray Shelf and Display

Tray Shelf



Tip: Tray shelf fits most trays up to 20³/₄" x 12".

Tip: Tray shelf cannot be used with the mobile unit.

Tip: Two tray shelves can be used on the freestanding 4 or 5 slot opening. A 15" gap will separate the two tray shelves if used on the freestanding 5 unit.

Tip: Maximum tray storage is 20 food trays.

Standard Includes		Required to Specify	
► Need help? Product details, page 183	• Tray shelf: paint price group 1	1 Style number 2 Paint color number for tray 3 Options, if selected (see below) ► See <i>Surface Materials</i> , page 440.	
Options		U.S. Price	Required to Specify
Surface Materials	• Paint price group 1	No cost	Specify paint color number.
	• Paint price group 2	+\$16	Specify paint color number.
	• Paint price group 3	+\$35	Specify paint color number.
Related Products	• Freestanding units	► Page 436	
Specification Information			
• Dimensions		• Style	• U.S.
D	W	Number	Base
			Price
12 ³ / ₄ "	22 ¹ / ₄ "	9 ¹⁵ / ₁₆ "	AWTS
			\$574

Display



Tip: Display holds two 8¹/₂" x 11" papers or one 11" x 17".

Tip: Display cannot be used with the mobile unit.

Tip: Two displays can be used on the freestanding 4 or 5 slot opening. A gap of 18¹/₂" will separate the two displays if used on the Freestanding 5 unit.

Tip: Paper is placed between the two acrylic plates.

Standard Includes		Required to Specify	
<p>► Need help? Product details, page 183</p>	<ul style="list-style-type: none">• Display• Attachment brackets: paint price group 1	<p>1 Style number 2 Paint color number for bracket 3 Options, if selected (see below) ► See <i>Surface Materials</i>, page 440.</p>	
Options	U.S. Price	Required to Specify	
Surface Materials	<ul style="list-style-type: none">• Paint price group 1• Paint price group 2• Paint price group 3	No cost +\$16 +\$35	Specify paint color number. Specify paint color number. Specify paint color number.
Related Products	<ul style="list-style-type: none">• Freestanding units	► Page 436	

Specification Information				
• Dimensions			• Style	• U.S.
D	W	H	Number	Base Price
...
13/16"	203/4"	151/2"	AWDR	\$574



For Canadian Pricing
Multiply U.S. Price by the Canadian price factor.
► See page 1 for details.

Resources and Surface Materials

Surface Materials	440
Specification Guidelines for Directional Fabrics and Grain Direction	444
Paint Color Availability Matrix	445
Laminate Color Availability Matrix	446
Recommended Edge Finishes	449
Lock and Keying Options	
Universal Steel Storage, TS Series Storage, and High-Density Storage	450
Lock Cylinders	451
Media Storage Solutions	452
Storage Capacities and Dimensions	456
Storage Products Style Number Conversion List	474
Style Number Index	486

Surface Materials

This listing includes all the surface material choices that are available for the products in this specification guide.

Resources

For more information about surface materials, refer to the following resources:

Additional surface materials specification tools are available to assist you in the specification process—the Surface Materials Binders.

The global surface materials palette is a core collection of finishes that is available across multiple geographies (Americas/EMEA – Europe, Middle East, and Africa/ APAC – Asia Pacific) and on global product lines, where applicable. For a list of finishes included in the offering, see the *Surface Materials Reference Manual*. Additional details, like product approvals by geography and finish number conversions, can also be found in the *Surface Materials Reference Manual* or see steelcase.com/surface-materials.

Surface Materials Binders

include:

- A complete set of swatch cards for hard surfaces, vertical surface fabrics, and seating upholstery

Paint

► See *Surface Materials Reference Manual* for a listing of available paints for Victor2.

Tip: All products may not be available in all colors listed below.

► See page 445 for an overview of the paint colors available on each component.

Steelcase Surfaces

Price Group 1

Smooth Paint

4238 Mocha
4239 Clay
4240 Chalk
4242 Milk

Textured Paint

7207 Black
7225 Sand
7237 Slate
7238 Fieldstone
7239 Midnight **E**
7241 Arctic White
7243 Seagull
7360 Merle

Price Group 2

Smooth Metallic Paint

4750 Champagne Metallic
4798 Sterling Metallic **E**
4799 Platinum Metallic
4803 Near Black Metallic

Price Group 3

Accent Paint

1ATG Rose Quartz
4AV3 Blue Jay
4AV4 Baltic
4AX1 Citron
4AY2 Chili
4AZ5 Marlin
4CL1 Dark Olivine
4CL2 Ice Blue
4CL3 Aura
4CL4 Sea Glass
4CL5 Light Matcha
4CL6 Terra
4CL7 Sandstone
4CL8 Smokey Plum
4CZ5 Honey
4CZ6 Lagoon
4CZ8 Light Peacock

Coatings

1ATT Cast Shadow

Lux Coatings

4B20 Obsidian
4B22 Matte Brass
4B23 Burnished Bronze
4B24 Night Bronze
4B25 Matte Copper
4B26 Smoked Mica
4B29 Cast Iron

Accessory Paint

Steelcase Surfaces

Applies to:

- Universal Storage with c:scape pulls
- 4140 Arctic White Gloss
4144 Black Gloss

Laminate

Tip: All products may not be available in all colors listed below.

► See page 446 for an overview of the laminate colors available on each product line.

Steelcase Surfaces

High-Pressure Laminate

Price Group 1

Fiber Laminate

2850 Vanadium Fiber
2854 Vellum Fiber **E**
2860 Granite Fiber
2862 Stucco Fiber **E**

Micro Laminate

2920 Marl Micro
2921 Gypsum Micro
2922 Clay Micro

Patina Laminate

2870 Blonde Bronze Patina
2873 Instant Iron Patina

Solid Laminate

2722 Cream **E**
2730 Arctic White
2746 Black
2759 Warm White
2811 Mist **E**
2883 Seagull
2884 Milk
2885 Dune
2HAA Persian Salt
2HAB Rose
2HAC Indigo
2HAD Green Citrine **E**
2HAE Dark Olivine
2HAF Cloudy
2HMG Merle
2HWU Clay
2HWV Chalk

Speckle Laminate

2820 Coffee Speckle **E**
2823 Driftwood Speckle
2824 Smoke Speckle
2825 Vanadium Speckle

Tip: Some wood veneer finishes and woodgrain laminates share the same name. Because of the difference in materials, veneers and laminates of the same name are not an exact match but do coordinate with each other.

Woodgrain Laminate

2406 Clear Cherry **E**
2409 Clear Maple
2410 Graphite Walnut
2412 Natural Cherry
2422 Medium Cherry **E**
2511 Winter on Maple **E**
2535 Virginia Walnut
2536 Blackwood
2538 Clear Walnut
2592 Blonde on Maple **E**
2714 Natural Walnut **E**
2897 Desert Oak
2HAK Clear Oak
2HAN Ash Noce
2HAT Acacia
2HAW Ash Wenge
2HBN Bisque Noce
2HBW Bisque Wenge
2HCN Clay Noce
2HCW Clay Wenge
2HSN Storm Noce
2HSW Storm Wenge
2HWA Grey Kingswood
2HWB Planked Walnut
2HWD Resolute Walnut
2HWE Natural Recon
2HWF Smoked Walnut **E**

Price Group 2

Textured Laminate

2TH2 Fawn Cypress
2TH4 Saddle Oak
2TH5 Veranda Teak
2TH7 Walnut Heights
2UH1 Reclaimed Aggregate
2UH2 Reclaimed Gravel
2UH4 Cement*
2UH6 Sheetrock
**2UH4 Cement has limited availability, determined by product sizing and/or options.*

Applies to:

- Universal lateral files, mobile pedestals, file surround, and WorkValet lockers.

Price Group 3

Solid Laminate

24H1 Satin White
24H2 Satin Black
24H3 Satin Stone
24H4 Satin Mocha

Steelcase Surfaces

Low-Pressure Laminate

Fiber Laminate

2L50 Vanadium Fiber LPL

Solid Laminate

247L Black V2 LPL
2L30 Arctic White LPL
2L83 Seagull LPL
2L84 Milk LPL
2L85 Dune LPL
2LMG Merle LPL

Woodgrain Laminate

25L1 Winter on Maple LPL **E**
25L5 Virginia Walnut LPL
25L6 Blackwood LPL
25L8 Clear Walnut LPL
26L1 Natural Cherry V2 LPL
2L09 Clear Maple LPL
2LAK Clear Oak LPL
2LAN Ash Noce LPL
2LAT Acacia LPL
2LAW Ash Wenge LPL
2LBN Bisque Noce LPL
2LBW Bisque Wenge LPL
2LCN Clay Noce LPL
2LCW Clay Wenge LPL
2LSN Storm Noce LPL
2LSW Storm Wenge LPL
2LWA Grey Kingswood LPL
2LWB Planked Walnut LPL
2LWD Resolute Walnut LPL
2LWF Smoked Walnut LPL **E**
2LWG Natural Recon LPL
2TL2 Fawn Cypress LPL

E = Excluded

Custom Surfaces

Open Line Laminate (OLL)

This service allows you to order non-standard laminate at an additional processing fee of \$105 U.S. per unit, plus the cost of the laminate.

High-Pressure Laminate pricing does not include premium or digitally printed patterns from any suppliers. Laminate cost may also vary for basic or standard laminates from other suppliers. Please contact the OLL consultant at 616.475.2426 for pricing. The cost of the laminate will be added to your invoice as a separate line on the acknowledgement.

When processing orders for Open Line laminate on Universal worksurfaces and Universal Storage tops, specify 2900 in the laminate finish field and enter the OLL manufacturer information. Enter the required edge finish as you would a standard laminate.

Laminate Approval and Material Requirements

To confirm whether a particular laminate has already been tested for use on a specific Steelcase product or to determine material square foot requirements:

- Visit www.steelcase.com

For additional information, refer to the *Steelcase Surface Materials Reference Manual*.

Wood

Applies to:

- Universal Storage tops and fronts
- Universal file surrounds
- High-Density storage
- Overhead storage

Tip: Wood is not offered as a finish on the value package for High-Density storage cases.

Steelcase carefully selects veneer and solid wood for consistent color and grain structure. Wood is a natural material and variations will occur in color, grain and texture. These variations are part of the inherent natural beauty of wood and are not considered defects.

All wood products will darken with age and exposure to ultraviolet light. This is especially apparent with cherry and maple veneer. We recommend that desk accessories be rearranged periodically to ensure even aging of wood surfaces.

When storing your wood furniture, please follow the following guidelines:

- Do not store products in trailers
- Store products in areas that simulate office temperatures (60°F to 90°F)
- Store products in areas that maintain constant, office-like humidity levels
- Keep product away from light. Cover products to make sure they are not exposed to light.

Ⓔ = Excluded

Steelcase Surfaces

Veneers are matched for proper balance and consistency. Veneers are available flat cut or quarter cut, except for Oak, which is rift cut. Refer to the *Surface Materials Reference Manual* for descriptions of each cut.

Open-pore finish is a medium gloss finish that leaves the wood grain texture visible to the eye and distinguishable to the touch.

► See *Surface Materials Reference Manual* for a listing of available veneers for Victor2.

Veneer

Wood Group 1

Flat-Cut Open-Pore

- 3062 FC/OP Graphite Walnut
- 3402 FC/OP Clear Cherry (Aged)
- 3412 FC/OP Natural Cherry Ⓔ
- 3422 FC/OP Medium Cherry
- 3522 FC/OP Clear Maple
- 3592 FC/OP Blonde on Maple Ⓔ
- 3702 FC/OP Clear Walnut
- 3712 FC/OP Natural Walnut
- 3752 FC/OP Medium Walnut Ⓔ
- 3762 FC/OP Dark Walnut
- 3772 FC/OP Medium Mahogany on Walnut

Flat-Cut Open-Pore, Natural Veneer

- 3342 FC/OP Black Walnut
- 35A2 FC/OP Blanch Maple
- 37A2 FC/OP Thunder Walnut

Quarter-Cut Open-Pore

- 3042 QC/OP Ash Ⓔ
- 3222 QC/OP Clear Maple
- 3292 QC/OP Blonde on Maple Ⓔ
- 3302 QC/OP Clear Walnut
- 3312 QC/OP Natural Walnut
- 3352 QC/OP Medium Walnut Ⓔ
- 3362 QC/OP Dark Walnut
- 3372 QC/OP Medium Mahogany on Walnut
- 3382 QC/OP Graphite Walnut

Quarter-Cut Open-Pore, Natural Veneer

- 32A2 QC/OP Blanch Maple
- 33A2 QC/OP Thunder Walnut
- 3392 QC/OP Black Walnut

Rift-Cut Open-Pore

- 3602 RC/OP Desert Oak

Rift-Cut Full-Fill, Natural Veneer

- 36A2 RC/OP Volcanic Oak

Wood Group 3

Flat-Cut Open-Pore, Natural Veneer

- 3082 FC/OP Washed Walnut

Wood Group 1

Open-Pore Planked Veneer

- 3P41 OP Planked Cherry
- 3P51 OP Planked Maple
- 3P61 OP Planked Oak
- 3P71 OP Planked Walnut
- 3VFX OP Unmarked Oak

Tip: Known for its uniqueness, planked veneer has intentional and natural variations that include, but are not limited to: character marks, grain pattern, color, and natural color aging.

Full-Fill

Full-fill finish is a medium-gloss finish that completely fills the grain texture, yet allows the grain pattern to be seen. The wood has a lustrous, satiny look, and it is smooth to the touch. This finish is available on the wood worksurface or field-installed top only.

Wood Group 2

Flat-Cut Full-Fill

- 3064 FC/FF Graphite Walnut Ⓔ
- 3404 FC/FF Clear Cherry (Aged) Ⓔ
- 3414 FC/FF Natural Cherry Ⓔ
- 3424 FC/FF Medium Cherry Ⓔ
- 3524 FC/FF Clear Maple Ⓔ
- 3544 FC/FF Blonde on Maple Ⓔ
- 3704 FC/FF Clear Walnut Ⓔ
- 3714 FC/FF Natural Walnut Ⓔ
- 3754 FC/FF Medium Walnut Ⓔ
- 3764 FC/FF Dark Walnut Ⓔ
- 3774 FC/FF Medium Mahogany on Walnut Ⓔ

Flat-Cut Full-Fill, Natural Veneer

- 3734 FC/FF Black Walnut Ⓔ

Quarter-Cut Full-Fill

- 3224 QC/FF Clear Maple Ⓔ
- 3294 QC/FF Blonde on Maple Ⓔ
- 3304 QC/FF Clear Walnut Ⓔ
- 3314 QC/FF Natural Walnut Ⓔ
- 3354 QC/FF Medium Walnut Ⓔ
- 3364 QC/FF Dark Walnut Ⓔ
- 3374 QC/FF Medium Mahogany on Walnut Ⓔ
- 3384 QC/FF Graphite Walnut Ⓔ

Quarter-Cut Full-Fill, Natural Veneer

- 3394 QC/FF Black Walnut Ⓔ

Rift-Cut Full-Fill

- 3604 RC/FF Desert Oak Ⓔ

Wood Group 3

Flat-Cut Full-Fill, Natural Veneer

- 3084 FC/FF Washed Walnut Ⓔ

Premium Veneers

A selection of Premium veneers in this collection are available on most Steelcase brand products. The collection will be available as close to standard leadtimes as possible. However, because adequate supplies of veneer and solids must be secured, all orders will be scheduled individually. Leadtimes will vary based on Premium veneer and Premium solids availability at the time the order is placed. The collection is available as Wood Group 3 as part of our Select Surfaces program, and supported like standard veneers to make ordering easy. Please see the Steelcase surface materials section on village.steelcase.com for sample information and product line availability. All premium veneers are in clear-coat.

Wood Group 3

Quarter-Cut Open-Pore

3832 QC/OP Figured Anegre

Select Surfaces

Composite Veneer

Composite veneers are an engineered wood intended to create specific grain patterns and characteristics. They are pre-stained and finished with Steelcase's Clarity water-borne UV topcoat, which protects the environment while providing durability and clarity. Only open-pore finishes are available on composite wood. Composite veneer and matching edge bands are available on most Steelcase brand products. Composites, for use as a solid nosing substitute, are not available. Steelcase does not recommend mixing composite veneers with natural solid nosings because composite and natural wood grain and color matching are rarely compatible. Composite veneers are available in our Select Surfaces program as Wood Group 1 pricing. Composite veneers are not available on Answer trims.

Composite Veneer Group 1

Composite Flat-Cut Open-Pore

3JDX FC/OP Oak Composite
3JJX FC/OP Walnut Composite
3LAX FC/OP Graphite on Oak Composite
3LCX FC/OP Medium Cherry on Cherry Composite

Composite Quarter-Cut Open-Pore

3F8X QC/OP European Walnut Composite
3GGX QC/OP Zebano Composite
3HGX QC/OP Oak Composite
3HVX QC/OP Walnut Composite
3LBX QC/OP Clear Walnut on Walnut Composite
3LDX QC/OP Natural Walnut on Walnut Composite
3ZNX QC/OP Night Cerused Oak Composite

Composite Veneer Group 2

Composite Flat-Cut Open-Pore

3LHX FC/OP Espresso on Walnut Composite

Composite Quarter-Cut Open-Pore

3LEX QC/OP Desert Oak on Oak Composite
3LGX QC/OP Chai on Walnut Composite
3LJX QC/OP Ebony on Walnut Composite

Ⓔ = Excluded

Custom Surfaces

Customiz stain is a service that allows you to create your own stain colors and finishes on standard veneer. Customiz stain color is available on all product lines that offer wood veneer. A \$500 stain-matching fee applies on CUSTOMIZ requests (Exception: The \$500 fee does not apply on matches to Coalesse standard finishes or for a low-gloss finish request on a standard color). The \$500 fee covers the cost of formulating the Customiz color finish and applies regardless of whether or not an order for product is placed. In addition, an approval form must be signed to indicate customer acceptance of Customiz match. A \$1,500 initiation fee will be charged prior to first order entry. This initiation fee activates the finish for unlimited use on any Steelcase product for an 18 month time period. After the 18 month time period has lapsed, the Customiz finish may be reactivated for another 18 months for a \$1,000 fee at any point within five years after the \$1,500 initiation fee was paid. If the finish is not reactivated within five years after the \$1,500 initiation fee was paid, the finish will be culled and the customer will need to pay the \$1,500 initiation fee again. All style number related Customiz charges products are no cost as of April 2014. The matching and initiation fees are not discountable. Customiz stain takes 10 days to formulate. Consult the *Surface Materials Reference Manual* for more information. Custom veneers are also available and must be quoted by Steelcase specials group. Customiz stain on custom veneers takes 2 to 4 weeks to formulate. Requirements and information on ordering a Customiz stain color are found in the *Surface Materials Reference Manual*.

Plastic

Steelcase Surfaces

Applies to:

- 1 mm square edge profile on Universal Storage laminate tops
- .5 mm, 1 mm, or 3 mm square edge on Universal file surrounds
- HD storage

6000 Black
6009 Arctic White
6034 Natural Cherry
6036 Medium Cherry
6037 Winter on Maple
6038 Blonde on Maple Ⓔ
6041 Natural Walnut Ⓔ
6052 Milk
6053 Seagull
6128 Taupe*
6169 Stone
6170 Mocha
61AA Persian Salt
61AB Rose
61AC Indigo
61AD Green Citrine Ⓔ
61AE Dark Olivine
61AF Cloudy
6231 Graphite Walnut
6237 Clear Maple
6242 Virginia Walnut
6243 Blackwood
6245 Clear Walnut
6249 Platinum Solid
6271 Plywood
6527 Merle
6619 Ice Ⓔ
6631 Cream Ⓔ
6635 Dawn Ⓔ
6636 Mist
6654 Sand
6655 Warm White
6695 Midnight
6697 Fog
6698 Fieldstone
66WA Grey Kingswood
66WB Planked Walnut
66WD Resolute Walnut
66WE Natural Recon
66WF Smoked Walnut
66WU Clay
66WV Chalk
6703 Ash Wenge
6704 Storm Wenge
6705 Bisque Wenge
6706 Clay Wenge
6707 Ash Noce
6708 Bisque Noce
6709 Clay Noce
6710 Storm Noce
6T02 Fawn Cypress
6T04 Saddle Oak
6T05 Veranda Teak
6T07 Walnut Heights
6T08 Aggregate
6T09 Gravel
6T10 Cement
6T12 Sheetrock

*6128 Taupe applies to HD storage only.

Tip: Light color plastic edges are susceptible to degradation due to normal wear and tear. Staining (e.g., ball point pen or clothing dyes such as blue jeans) and dirt effects are more pronounced in light colors and are not considered defects.

Metal**Steelcase Surfaces**

Applies to:

- Universal pulls:
contemporary, handle,
jazz, and bar

0835 Black
9201 Polished Chrome
9211 Nickel
9212 Silver

Applies to:

- Nile pulls
- 0835 Black
4799 Platinum Metallic
7280 Smooth Bronze
9201 Polished Chrome
9211 Nickel

Applies to:

- TS Series handle pull:
- 0835 Black
9211 Nickel

Glass**Steelcase Surfaces**

Applies to:

- Universal storage
- 6530 Frosted

Applies to:

- Universal in the case bin
picture frame door glass
insert
- 6580 Ice White

Acrylic**Steelcase Surfaces**

Applies to:

- Universal in the case bin
picture frame door acrylic
insert

6538 Satin

Seating Upholstery

Applies to:

- Mobile pedestal cushion
top, One- and 1.5-high
lateral file cushions, and
basic cushion enhanced

Steelcase Surfaces**Price Group 1**

Buzz2
Era
Jacks **E**
Link

New Black

*Tip: New Black upholstery
has color numbers in both
price group 1 and price
group 2.*

Price Group 2

Chainmail
Cogent: Connect
Dovetail by DesignTex
Foundation*
New Black
SoftNext
Stand In*

*Tip: New Black upholstery
has color numbers in both
price group 1 and price
group 2.*

Price Group 3

Billiard Multi-Use by
DesignTex
Gaja
Redeem
Retrieve

Price Group 5

Bo Peep
Remix

Price Group 6

Brisa*

Price Group 7

Steelcut Trio*

Leather

Cafe*
Steelcase Leather* **E**

Elmosoft Leather

Elmosoft Leather*

* Not available on basic
cushions enhanced.

Applies to:

- High-Density storage
magnetic board

Price Group 2

Cogent: Connect
Dovetail by DesignTex
SoftNext

Price Group 3

Billiard Multi-Use by
DesignTex

Select Surfaces

**For information on
products within Select
Surfaces**, including accent
paints and fabrics from
DesignTex, Gabriel, Kvadrat,
and Pollack, please refer
to the *Surface Materials
Reference Manual* or visit
[steelcase.com/
surface-materials](http://steelcase.com/surface-materials) under the
Select Surfaces section.

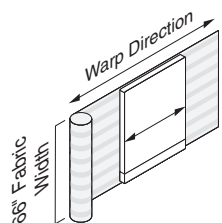
Custom Surfaces**Price Group COM
(Customer's Own
Material)****Fabric Approval and
Yardage**

To confirm whether a par-
ticular COM material has
already been tested for
use on a specific Steelcase
product or to determine
actual yardage requirements:
• Visit www.steelcase.com

**For additional infor-
mation regarding cus-
tomer's own material,**
call 1.888.STEELCASE
(1.888.783.3522)
or send an email to
lineone@steelcase.com

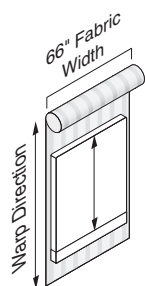
E = Excluded

Specification Guidelines for Directional Fabrics and Grain Direction



Warp Horizontal

The standard application direction of fabric is warp horizontal. Standard Steelcase fabrics were designed for this application direction.



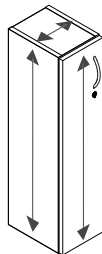
Warp Vertical

The optional application direction of fabrics is warp vertical. This is most commonly used on COMs designed for warp vertical application.

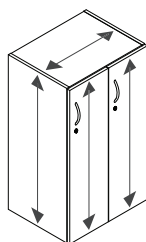
For more information about the warp direction of fabrics, see the *Surface Materials Reference Manual*.

Grain Direction

WorkValet Lockers

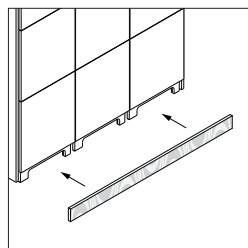


Single Column



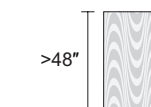
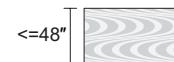
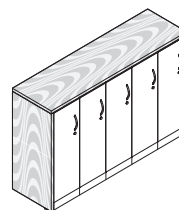
Double Column

Expressed toe-kick will be grain matched with the headset.



Plinth covers span multiple lockers and have a horizontal grain direction.

WorkValet Cladding



Top panel default is long grain direction. Short grain direction option only on widths of 48" or less for woodgrain laminate and textured laminate.

End panel default is long grain direction. Short grain direction option only on heights of 48" or less for woodgrain laminate and textured laminate.

Back panel laminate grain direction will be horizontal when height is <= 48"H. Grain direction will be vertical when the height is greater than 48".

Paint Color Availability Matrix

Paint Color Availability
Matrix

Legend

- = Not available
- = Available
- = Available with exceptions
- ⓔ = Excluded

	Storage						Lighting	
	Universal storage	Counterweight packages	High-Density storage	TS Series storage	TS Series bar pulls	c:scape pulls on Universal storage	Shelf lights	
Paint Price Group 1 (Smooth)								
4238 Mocha	■	■	■	■	•	•		•
4239 Clay	■	■	■	■	•	•		•
4240 Chalk	■	■	■	■	•	•		•
4242 Milk	■	■	■	■	•	•		•
Paint Price Group 1 (Textured)								
7207 Black	■	■	■	■	■	•		■
7225 Sand	■	■	■	■	•	•		■
7237 Slate	■	■	■	■	•	•		■
7238 Fieldstone	■	■	■	■	•	•		■
7239 Midnight ⓔ	■	■	■	■	•	•		■
7241 Arctic White	■	■	■	■	•	•		■
7243 Seagull	■	■	■	■	•	•		■
7360 Merle	■	■	■	■	•	•		■
Paint Price Group 2 (Smooth)								
0835 Black	■	■	■	■	•	•		■
Paint Price Group 2 (Metallic)								
4750 Champagne Metallic	■	■	■	■	•	•		■
4798 Sterling Metallic ⓔ	■	■	■	■	•	•		■
4799 Platinum Metallic	■	■	■	■	■	■		•
4803 Near Black Metallic	■	■	■	■	•	•		•
Paint Price Group 3 (Coatings)								
1ATT Cast Shadow	■	■	■	■	•	•		•
Paint Price Group 3 (Lux Coatings)								
4B20 Obsidian	■	■	■	■	•	•		•
4B22 Matte Brass	■	■	■	■	•	•		•
4B23 Burnished Bronze	■	■	■	■	•	•		•
4B24 Night Bronze	■	■	■	■	•	•		•
4B25 Matte Copper	■	■	■	■	•	•		•
4B26 Smoked Mica	■	■	■	■	•	•		•
4B29 Cast Iron	■	■	■	■	•	•		•
Accessory Paint								
4140 Arctic White Gloss	•	•	•	•	•	■		•
4144 Black Gloss	•	•	•	•	•	■		•

Resources and
Surface Materials

Laminate Color Availability Matrix

Legend

- = Not available
- = Available
- = Available with exceptions
- Ⓢ = Excluded

	Universal storage tops and fronts	Universal file surrounds	High-Density storage	TS Series storage	Storage tops, shelves, and accessories	WorkValet Lockers	Victor2
High-Pressure Laminates (HPL)							
Fiber							
2850 Vanadium Fiber	■	■	■	□	■	■	■
2854 Vellum Fiber Ⓢ	■	■	■	□	■	■	■
2860 Granite Fiber	■	■	■	□	■	■	■
2862 Stucco Fiber Ⓢ	■	■	■	□	■	■	■
Micro							
2920 Marl Micro	■	■	■	□	■	■	■
2921 Gypsum Micro	■	■	■	□	■	■	■
2922 Clay Micro	■	■	■	□	■	■	■
Patina							
2870 Blonde Bronze Patina	■	■	■	□	■	■	■
2873 Instant Iron Patina	■	■	■	□	■	■	■
Solid							
24H1 Satin White	□	□	•	•	•	■	•
24H2 Satin Black	□	□	•	•	•	■	•
24H3 Satin Stone	□	□	•	•	•	■	•
24H4 Satin Mocha	□	□	•	•	•	■	•
2722 Cream Ⓢ	■	■	■	□	■	■	■
2730 Arctic White	■	■	■	□	■	■	■
2746 Black	■	■	■	□	■	■	■
2759 Warm White	■	■	■	□	■	■	■
2811 Mist Ⓢ	■	■	■	□	■	■	■
2883 Seagull	■	■	■	□	■	■	■
2884 Milk	■	■	■	□	■	■	■
2885 Dune	■	■	■	□	■	■	■
2HAA Persian Salt	■	•	■	□	■	■	■
2HAB Rose	■	•	■	□	■	■	■
2HAC Indigo	■	•	■	□	■	■	■
2HAD Green Citrine Ⓢ	■	•	■	□	■	■	■
2HAE Dark Olivine	■	•	■	□	■	■	■
2HAF Cloudy	■	•	■	□	■	■	■
2HMG Merle	■	■	■	□	■	■	■
2HWU Clay	■	■	■	□	■	■	■
2HWV Chalk	■	■	■	□	■	■	■
Speckle							
2820 Coffee Speckle Ⓢ	■	■	■	□	■	■	■
2823 Driftwood Speckle	■	■	■	□	■	■	■
2824 Smoke Speckle	■	■	■	□	■	■	■
2825 Vanadium Speckle	■	■	■	□	■	■	■

► Continued on next page

►Continued from previous page

Legend

- = Not available
- = Available
- = Available with exceptions
- ⓔ = Excluded

	Universal storage tops and fronts	Universal file surrounds	High-Density storage	TS Series storage	Storage tops, shelves, and accessories	WorkValet Lockers	Victor2
Textured							
2TH2 Fawn Cypress	■	■	■	□	■	■	■
2TH4 Saddle Oak	■	■	■	□	■	■	■
2TH5 Veranda Teak	■	■	■	□	■	■	■
2TH7 Walnut Heights	■	■	■	□	■	■	■
2UH1 Reclaimed Aggregate	■	■	■	□	■	■	■
2UH2 Reclaimed Gravel	■	■	■	□	■	■	■
2UH4 Cement	■	■	■	□	■	■	■
2UH6 Sheetrock	■	■	■	□	■	■	■
Woodgrain							
2406 Clear Cherry ⓔ	■	■	■	□	■	■	■
2409 Clear Maple	■	■	■	□	■	■	■
2410 Graphite Walnut	■	■	■	□	■	■	■
2412 Natural Cherry	■	■	■	□	■	■	■
2422 Medium Cherry ⓔ	■	■	■	□	■	■	■
2511 Winter on Maple ⓔ	■	■	■	□	■	■	■
2535 Virginia Walnut	■	■	■	□	■	■	■
2536 Blackwood	■	■	■	□	■	■	■
2538 Clear Walnut	■	■	■	□	■	■	■
2592 Blonde on Maple ⓔ	■	■	■	□	■	■	■
2714 Natural Walnut ⓔ	■	■	■	□	■	■	■
2897 Desert Oak	•	•	■	•	•	•	■
2HAK Clear Oak	■	■	■	□	■	■	■
2HAN Ash Noce	■	■	■	□	■	■	■
2HAT Acacia	■	■	■	□	■	■	■
2HAW Ash Wenge	■	■	■	□	■	■	■
2HBN Bisque Noce	■	■	■	□	■	■	■
2HBW Bisque Wenge	■	■	■	□	■	■	■
2HCN Clay Noce	■	■	■	□	■	■	■
2HCW Clay Wenge	■	■	■	□	■	■	■
2HSN Storm Noce	■	■	■	□	■	■	■
2HSW Storm Wenge	■	■	■	□	■	■	■
2HWA Grey Kingswood	■	■	■	□	■	■	■
2HWB Planked Walnut	■	■	■	□	■	■	■
2HWD Resolute Walnut	■	■	■	□	■	■	■
2HWE Natural Recon	■	■	■	□	■	■	■
2HWF Smoked Walnut ⓔ	■	■	■	□	■	■	■

►Continued on next page

Laminate Color Availability Matrix, continued

► Continued from previous page

Legend

- = Not available
- = Available
- = Available with exceptions
- Ⓢ = Excluded

		Universal storage tops and fronts	Universal file surrounds	High-Density storage	TS Series storage	Storage tops, shelves, and accessories	WorkValet Lockers	Victor2
Low-Pressure Laminates (LPL)								
Fiber								
2L50	Vanadium Fiber LPL	•	•	•	□	•	■	•
Solid								
247L	Black V2 LPL	•	•	•	□	•	•	•
2L30	Arctic White LPL	•	•	•	□	•	•	•
2L83	Seagull LPL	•	•	•	□	•	•	•
2L84	Milk LPL	•	•	•	□	•	•	•
2L85	Dune LPL	•	•	•	□	•	•	•
2LMG	Merle LPL	•	•	•	□	•	•	•
Woodgrain								
25L1	Winter on Maple LPL Ⓢ	•	•	•	□	•	■	•
25L5	Virginia Walnut LPL	•	•	•	□	•	■	•
25L6	Blackwood LPL	•	•	•	□	•	■	•
25L8	Clear Walnut LPL	•	•	•	□	•	■	•
26L1	Natural Cherry V2 LPL	•	•	•	□	•	■	•
2L09	Clear Maple LPL	•	•	•	□	•	■	•
2LAK	Clear Oak LPL	•	•	•	□	•	■	•
2LAN	Ash Noce LPL	•	•	•	□	•	■	•
2LAT	Acacia LPL	•	•	•	□	•	■	•
2LAW	Ash Wenge LPL	•	•	•	□	•	■	•
2LBN	Bisque Noce LPL	•	•	•	□	•	■	•
2LBW	Bisque Wenge LPL	•	•	•	□	•	■	•
2LCN	Clay Noce LPL	•	•	•	□	•	■	•
2LCW	Clay Wenge LPL	•	•	•	□	•	■	•
2LSN	Storm Noce LPL	•	•	•	□	•	■	•
2LSW	Storm Wenge LPL	•	•	•	□	•	■	•
2LWA	Grey Kingswood LPL	•	•	•	□	•	■	•
2LWB	Planked Walnut LPL	•	•	•	□	•	■	•
2LWD	Resolute Walnut LPL	•	•	•	□	•	■	•
2LWF	Smoked Walnut LPL Ⓢ	•	•	•	□	•	■	•
2LWG	Natural Recon LPL	•	•	•	□	•	■	•
2TL2	Fawn Cypress LPL	•	•	•	□	•	■	•

Recommended Edge Finishes

Recommended Edge
Finishes

Recommended Edge Colors for Universal Products—High-Pressure Laminate

Edges

The recommended edge color will complement the laminate color you specify. Edge color is specified separately.

Laminate Color	Recommended 3 mm or 1 mm Edge Color	Laminate Color	Recommended 3 mm or 1 mm Edge Color
Fiber Laminate		Textured Laminate	
2850 Vanadium Fiber	6654 Sand	2TH2 Fawn Cypress	6T02 Fawn Cypress
2854 Vellum Fiber E	6655 Warm White	2TH4 Saddle Oak	6T04 Saddle Oak
2860 Granite Fiber	6000 Black	2TH5 Veranda Teak	6T05 Veranda Teak
2862 Stucco Fiber E	6053 Seagull	2TH7 Walnut Heights	6T07 Walnut Heights
Micro Laminate		2UH1 Reclaimed Aggregate	6T08 Aggregate
2920 Marl Micro	6053 Seagull	2UH2 Reclaimed Gravel	6T09 Gravel
2921 Gypsum Micro	6654 Sand	2UH4 Cement	6T10 Cement
2922 Clay Micro	6654 Sand	2UH6 Sheetrock	6T12 Sheetrock
Patina Laminate		Woodgrain Laminate	
2870 Blonde Bronze Patina	6654 Sand	2406 Clear Cherry E	6234 Clear Cherry
2873 Instant Iron Patina	6527 Merle	2409 Clear Maple	6237 Clear Maple
Solid Laminate		2410 Graphite Walnut	6231 Graphite Walnut
24H1 Satin White	6009 Arctic White	2412 Natural Cherry	6034 Natural Cherry
24H2 Satin Black	6000 Black	2422 Medium Cherry E	6036 Medium Cherry
24H3 Satin Stone	6169 Stone	2511 Winter on Maple E	6037 Winter on Maple
24H4 Satin Mocha	6170 Mocha	2535 Virginia Walnut	6242 Virginia Walnut
2722 Cream E	6631 Cream E	2536 Blackwood	6243 Blackwood
2730 Arctic White	6009 Arctic White	2538 Clear Walnut	6245 Clear Walnut
2746 Black	6000 Black	2592 Blonde on Maple E	6038 Blonde on Maple E
2759 Warm White	6655 Warm White	2714 Natural Walnut E	6041 Natural Walnut E
2811 Mist E	6636 Mist	2897 Desert Oak	6128 Taupe
2883 Seagull	6053 Seagull	2HAK Clear Oak	6219 Clear Oak
2884 Milk	6052 Milk	2HAN Ash Noce	6707 Ash Noce
2885 Dune	6654 Sand	2HAT Acacia	6213 Acacia
2HAA Persian Salt	61AA Persian Salt	2HAW Ash Wenge	6703 Ash Wenge
2HAB Rose	61AB Rose	2HBN Bisque Noce	6708 Bisque Noce
2HAC Indigo	61AC Indigo	2HBW Bisque Wenge	6705 Bisque Wenge
2HAD Green Citrine E	61AD Green Citrine E	2HCN Clay Noce	6709 Clay Noce
2HAE Dark Olivine	61AE Dark Olivine	2HCW Clay Wenge	6706 Clay Wenge
2HAF Cloudy	61AF Cloudy	2HSN Storm Noce	6710 Storm Noce
2HMG Merle	6527 Merle	2HSW Storm Wenge	6704 Storm Wenge
2HWU Clay	66WU Clay	2HWA Grey Kingswood	66WA Grey Kingswood
2HWV Chalk	66WV Chalk	2HWB Planked Walnut	66WB Planked Walnut
Speckle Laminate		2HWD Resolute Walnut	66WD Resolute Walnut
2820 Coffee Speckle E	6631 Cream E	2HWE Natural Recon	66WE Natural Recon
2823 Driftwood Speckle	6631 Cream E	2HWF Smoked Walnut E	66WF Smoked Walnut
2824 Smoke Speckle	6636 Mist		
2825 Vanadium Speckle	6619 Ice E		

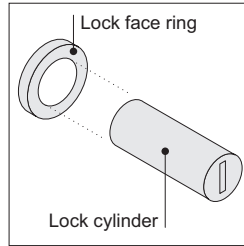
E = Excluded

Lock and Keying Options

Universal Steel Storage, TS Series Storage, WorkValet, and High-Density Storage

All locking products are standard with factory-installed, keyed-random locks. Consecutive, specific, and random keying are available as field-installed options.

Exceptions: Individual locking drawers are only available with field-installed locks.



Locks consist of a factory- or field-installed lock cylinder and a factory-installed lock face ring.

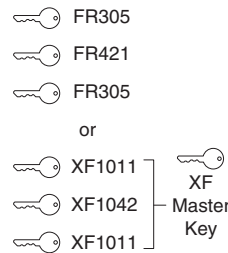
Two types of locks are available — the standard keying system (FR series) and the master keying system (XF series). All the locks in the XF series can be opened with a single master key.

Factory-Installed Keying

Factory-installed locks are always key random (standard) or master key random (option). Key random means that the locks will be assigned arbitrarily at the factory with key numbers ranging from FR305 to FR999 (Master keying numbers: XF1001 to XF3000). All locks within a unit will be keyed alike.

Tip: Random keying can mean that different furniture units will have the same key number. If you must have all locks keyed differently, you should specify field-installed, key specific or key consecutive lock cylinders.
► See example at right.

Key Random



Required to Specify

Master key random	+\$37	Specify with master key random.
--------------------------	-------	---------------------------------

Field-Installed Keying

Field-installed locks are only available on products that include factory-installed lock mechanisms.

Specify "plug" when specifying furniture, and the product will ship with a plastic plug in place of the lock cylinder.

Tip: For products with optional lock colors, make sure to specify the color for both the lock and lock face ring.

Front-removable lock cylinders must be specified separately. You must also order a special lock tool to install or remove lock cylinders in the field.

Tip: Lock tools are reusable. You do not need to order additional lock tools with every furniture order.

Lock cylinders will be shipped separately so that you can install the locks when you are ready.

Three keying choices are available for field installation—random (standard), specific, and consecutive. All three are also available with master keying, which means that all locks can be opened with a single master key.

Key random means that the locks will be assigned arbitrarily at the factory with key numbers ranging from FR305 to FR999 (Master keying numbers: XF1001 to XF3000).

Tip: Random keying can mean that different furniture units will have the same key number. If you must have all locks keyed differently, you should specify key specific or key consecutive lock cylinders.

Key specific means that you can specify any key number from FR305 to FR999 (Master keying numbers: XF1001 to XF3000). This option can be used to key all the furniture units in a workstation or department the same.

Tip: Designate the quantity per key number in your specification.

► See below.

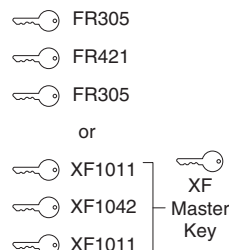
Key consecutive means that you can specify lock numbers in a consecutive order to ensure that no two locks have the same key number until the key sequence repeats. You must select a beginning key number from FR305 to FR999 (Master keying numbers: XF1001 to XF3000).

Example of a typical lock cylinder specification is shown below:

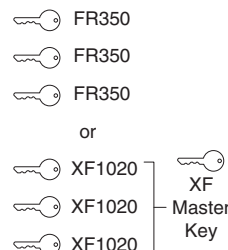
10 LOCKFR FR320
5 LOCKFR FR350
15 LOCKXF XF1100

30 Total
1 877102003SR standard lock tool
1 877102002SR master lock tool

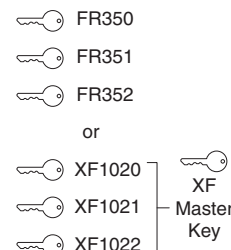
Key Random



Key Specific

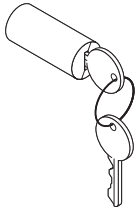


Key Consecutive



For Canadian Pricing
Multiply U.S. Price by the Canadian price factor.
► See page 1 for details.

Lock Cylinders



Tip: Lock price is included in price of furniture with locks.

Tip: For replacement lock cylinders, refer to Service Parts.

Tip: You can change lock cylinders in the field by using the appropriate lock tool.

Standard Includes	Required to Specify
-------------------	---------------------

- | | |
|---|--|
| <ul style="list-style-type: none"> • Lock cylinder, keyed random • Two keys | 1 Style number
2 Lock finish
9201 Polished Chrome
9250 Ember Chrome
3 Options, if selected (see below) |
|---|--|

Options	U.S. Price	Required to Specify
---------	------------	---------------------

Key specific	No cost	Select key number from FR305–FR999.
Key consecutive	No cost	Specify <i>key consecutive</i> and must select beginning key number from FR305–FR999.
Master key random	+\$37 each	Specify master key random.
Master key specific	+\$37 each	Specify key number from XF1001–XF3000.
Master key consecutive	+\$37 each	Specify <i>master key consecutive</i> and must select beginning key number from XF1001–XF3000.

Specification Information

Style Number	U.S. Base Price

FR Series (Standard Keying System)—Lock Cylinder

LOCKFR	No cost

Standard Lock Tool

877102003SR	\$37

XF Series (Master Keying System)—Lock Cylinder

LOCKXF	No additional cost. Price included in price of furniture with master-keyed locks.

Master Lock Tool

877102002SR	\$37

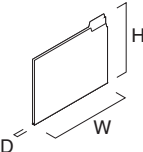


For Canadian Pricing
 Multiply U.S. Price by the Canadian price factor.
 ▶ See page 1 for details.

Media Storage Solutions

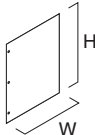
Paper Media

Folders



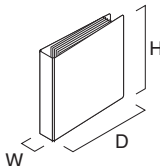
	Letter-Size	Legal-Size
Manila folder	11¾"W x 9½"H	14¾"W x 9½"H
Guide height	11¾"W x 9⅓⅙"H	14¾"W x 9⅓⅙"H
Top tab folder	11¾"W x 9½"H	14¾"W x 9½"H
Guide height	11¾"W x 9⅓⅙"H	14¾"W x 9⅓⅙"H
Side tab folder	12¼"W x 9½"H	15¼"W x 9½"H
Hanging file folder	11¾"W x 9⅜"H*	14¾"W x 9⅜"H*
excluding rods and tabs (A4 International 12⅜"W x 9½"H)		
Red rope expandable folder	11¾"W x 9½"H	14¾"W x 9½"H
Guide height	11¾"W x 10"H	14¾"W x 10"H
End-tab expandable folder	12¾"W x 9½"H	15¾"W x 9½"H

Paper



Letter-size	8½"W x 11"H
Legal-size	8½"W x 14"H
EDP	11"W x 14⅞"H
A4 international	8¼"W x 11⅝"H

Binders




Tip: Binder dimensions vary greatly with model and manufacturer. Check the dimensions of the specific binders you want to store to be sure they will fit.

Typical dimension ranges:

Depth	10" to 12½"
Width	½" to 4"
Height	11" to 12"

Cards



Index Cards

5"W x 3"H
6"W x 4"H
8"W x 5"H

Media and Tab Cards

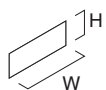
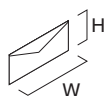
7⅜"W x 3¼"H (magnetic, tab, and aperture)

Paper Media, continued**Cards****Index Cards**

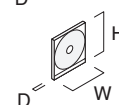
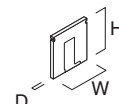
5"W x 3"H

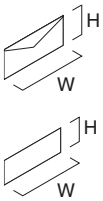

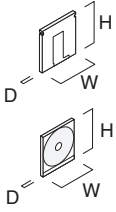

6"W x 4"H

8"W x 5"H

Media and Tab Cards7³/₈"W x 3¹/₄"H (magnetic, tab,
and aperture)**Checks and Envelopes**9¹/₂"W x 4¹/₈"H**Electronic Media****3¹/₂" Disk**3¹/₂"W x 3³/₄"H; 3.5 diskette

2"D x 4"W x 4"H (box of 10)

1/4"D x 3¹³/₁₆"W x 3¹³/₁₆"H;
3.5 hard disk**DVDs and CDs**7/16"D x 3⁷/₈"W x 3⁷/₈"H; 3.5 disk7/16"D x 5³/₈"W x 5³/₄"H; 5.25 disk7/16"D x 12⁵/₈"W x 13⁷/₈"H; 12" disk3/8"D x 5"W x 5³/₄"H; CD

Electronic Media, continued	Film Media	Audio Visual Media	
Checks and Envelopes	3½" Disk	DVDs and CDs	Data Cartridges
			
9½"W x 4⅛"H	3½"W x 3¾"H; 3.5 diskette 2"D x 4"W x 4"H (box of 10) ¼"D x 3⅓⅓"W x 3⅓⅓"H; 3.5 hard disk	7⅓"D x 3⅞"W x 3⅞"H; 3.5 disk 7⅓"D x 5⅞"W x 5¾"H; 5.25 disk 7⅓"D x 12⅝"W x 13⅞"H; 12" disk ⅜"D x 5"W x 5¾"H; CD	7⅓"D x 6⅞"W x 4¼"H (in case); 5.25 QIC 5⅓"D x 6"W x 4"H; 5.25 QIC 1⅓"D x 3½"W x 2⅝"H (in case); 3.5 QIC ½"D x 3⅓⅓"W x 2⅓⅓"H; 3.5 QIC 1"D x 4⅞"W x 4¼"H; 3480 tape cartridge 5⅓"D x 3⅓⅓"W x 2⅝⅓"H; 4mm DDS 1"D x 4"W x 2¾"H; 8mm DAT

Audio Visual Media, continued

Microfiche



6"W x 4"H

Microfilm/Roll Film



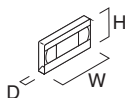
1"D x 4" diameter
4¼"W x 1¼"D x 4¼"H (in box)

Audio Cassettes



7/16"D x 2½"W x 1½"H (microcassette)
11/16"D x 45/16"W x 2¾"H (standard)
7/8"D x 6¼"W x 4¼"H (large)
5/8"D x 39/16"W x 25/16"H; 4mm DAT

Video Cassettes



11/8"D x 73/8"W x 41/8"H (in sleeves)
11/8"D x 8"W x 43/4"H (in cases)
1"D x 4"W x 23/4"H; 8mm

Storage Capacities and Dimensions

TS Series Pedestals

Box Drawers



Size/Type

Inside Dimensions

D	W	H
19"D	15 ¹³ / ₁₆ "	12 ¹ / ₈ "
28"D	25"	12"

File Drawers



Size/Type

Inside Dimensions

D	W	H
19"D	15 ¹³ / ₁₆ "	9 ¹ / ₂ "

Letter-Size

18" front-to-back filing



Legal-Size

12" side-to-side filing



12" side-to-side filing
6" front-to-back filing



28"D	25"	12"	10 ³ / ₄ "
------	-----	-----	----------------------------------

24" front-to-back filing



12" side-to-side filing



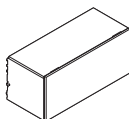
24" side-to-side filing



12" side-to-side filing
12" front-to-back filing



TS Series Bins

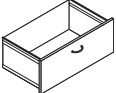


Size/Type

Inside Dimensions

D	W	H
24"W bin	13 ³ / ₈ "	23 ¹³ / ₁₆ "
30"W bin	13 ³ / ₈ "	29 ¹³ / ₁₆ "
36"W bin	13 ³ / ₈ "	35 ¹³ / ₁₆ "
42"W bin	13 ³ / ₈ "	41 ¹³ / ₁₆ "
48"W bin	13 ³ / ₈ "	47 ¹³ / ₁₆ "
60"W bin	13 ³ / ₈ "	59 ¹³ / ₁₆ "
72"W bin	13 ³ / ₈ "	71 ¹³ / ₁₆ "




TS Series Under-Worksurface Lateral Files

Lateral File Drawers	Size/Type	Inside Dimensions		
		D	W	H
	30"W	16"	27 ⁵ / ₈ "	10 ¹ / ₂ "
	36"W	16"	32 ³ / ₄ "	10 ¹ / ₂ "

TS Series Tower Too

Size/Type	Inside Dimensions		
	D	W	H
Wardrobe Area			
48"H with coat hook	22 ³ / ₄ "	8 ⁷ / ₈ "	40 ⁵ / ₈ "
54"H with coat hook	22 ³ / ₄ "	8 ⁷ / ₈ "	51 ⁷ / ₈ "
66"H with coat hook	22 ³ / ₄ "	8 ⁷ / ₈ "	63 ⁷ / ₈ "
48"H with coat hook and shelf	22 ³ / ₄ "	8 ⁷ / ₈ "	39 ¹ / ₂ " (8"H shelf space)
54"H with coat rod and shelf	23 ³ / ₄ "	8 ⁷ / ₈ "	41 ⁵ / ₈ " (8"H shelf space)
66"H with coat hook and shelf	22 ³ / ₄ "	8 ⁷ / ₈ "	53 ⁵ / ₈ " (8"H shelf space)

Size/Type	Inside Dimensions		
	D	W	H
Shelf Area			
48"H	22 ³ / ₄ "	14 ³ / ₄ "	5"
54"H	22 ³ / ₄ "	14 ³ / ₄ "	12"
66"H	22 ³ / ₄ "	14 ³ / ₄ "	18"
66"H	22 ³ / ₄ "	14 ³ / ₄ "	11 ¹ / ₄ " (top opening)
(3 drawer option)			12" (bottom opening)

Size/Type	Inside Dimensions			Letter-Size	Legal-Size
	D	W	H		
File Drawer	20 ¹ / ₄ "	12 ¹ / ₄ "	11 ¹ / ₂ "	20" front-to-back filing	12" side-to-side filing
					
				12" side-to-side filing 7 ¹ / ₄ " front-to-back filing	
					

Size/Type	Inside Dimensions		
	D	W	H
Box Drawer (option)	20 ¹ / ₄ "	12 ¹ / ₄ "	5"

TS Series Lockers

TS Series Single Lockers



External Dimensions		Inside Dimensions		
Width	12"	10 ¹⁷ / ₂₀ "		
	18"	16 ¹⁷ / ₂₀ "		
Depth	18"	17"		
	24"	23"		
Height		Without Shelf	Below Shelf	Above Shelf
	40"	37 ¹ / ₄ "	24 ¹ / ₂ "	12"
	52"	49 ² / ₅ "	36 ¹³ / ₂₀ "	12"
	65 ¹ / ₂ "	61 ³ / ₄ "	49"	12"

TS Series Double Lockers



External Dimensions		Inside Dimensions		
Width	12"	10 ¹⁷ / ₂₀ "		
	18"	16 ¹⁷ / ₂₀ "		
Depth	18"	17"		
	24"	23"		
Height		Total	Cavity 1	Cavity 2
	65 ¹ / ₂ "	61 ³ / ₄ "	30 ¹ / ₄ "	30 ¹ / ₂ "

Cavity 2
Cavity 1

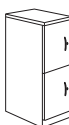
TS Series Quad Locker



External Dimensions		Inside Dimensions		
Width	12"	22 ¹⁷ / ₂₀ "	Cavity 1/2	Cavity 3/4
	18"		10 ¹⁷ / ₂₀ "	10 ¹⁷ / ₂₀ "
Depth	18"	16 ¹⁷ / ₂₀ "	Cavity 1/3	Cavity 2/4
	24"			
Height		61 ³ / ₄ "	30 ¹ / ₄ "	30 ¹ / ₂ "
	65 ¹ / ₂ "			

Cavity 2	Cavity 4
Cavity 1	Cavity 3

TS Series Single Cubby Lockers



External Dimensions		Inside Dimensions				
Width	12"	10 ¹⁷ / ₂₀ "				
	18"	16 ¹⁷ / ₂₀ "				
Height		Total	Cavity 1	Cavity 2	Cavity 3	Cavity 4
	40"	36 ² / ₅ "	17 ³ / ₄ "	18"	N.A.	N.A.
	52"	48 ² / ₅ "	15 ³ / ₅ "	15 ² / ₅ "	15 ³ / ₄ "	N.A.
	65 ¹ / ₂ "	61 ³ / ₄ "	14 ¹⁹ / ₂₀ "	14 ³ / ₄ "	14 ³ / ₄ "	15"

Cavity 4
Cavity 3
Cavity 2
Cavity 1

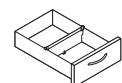
TS Series Double Cubby Lockers



External Dimensions		Inside Dimensions				
		Total	Left Side	Right Side		
Width	24"	23"	11"	11"		
Depth	18"	16 ¹⁷ / ₂₀ "				
Height		Total	Cavity 1/5	Cavity 2/6	Cavity 3/7	Cavity 4/8
	40"	36 ² / ₅ "	17 ³ / ₄ "	18"	N.A.	N.A.
	52"	48 ² / ₅ "	15 ³ / ₅ "	15 ² / ₅ "	15 ³ / ₄ "	N.A.
	65 ¹ / ₂ "	61 ³ / ₄ "	14 ¹⁹ / ₂₀ "	14 ³ / ₄ "	14 ³ / ₄ "	15"

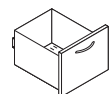
Cavity 4	Cavity 8
Cavity 3	Cavity 7
Cavity 2	Cavity 6
Cavity 1	Cavity 5

Universal Pedestals



Size	Inside Dimensions			Inside Height Clearance
	D	W	H	
18"D drawer	13 ¹⁹ / ₃₂ "	12 ³ / ₄ "	47 ³ / ₃₂ "	4 ¹ / ₂ "
24"D drawer	18 ²³ / ₃₂ "	12 ³ / ₄ "	47 ³ / ₃₂ "	4 ¹ / ₂ "
30"D drawer	24 ²³ / ₃₂ "	12 ³ / ₄ "	47 ³ / ₃₂ "	4 ¹ / ₂ "

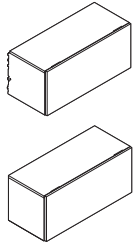
12"H File Drawers



Size		Inside Dimensions			Inside Height Clearance	Letter-Size Storage		Legal-Size Storage
		D	W	H				
15"W drawer	18"D	13 ¹ / ₈ "	12 ¹ / ₁₆ "	9 ³ / ₈ "	10 ³ / ₈ "	13"	12" + 1"	N.A.
	24"D	18 ¹ / ₄ "	12 ¹ / ₁₆ "	9 ³ / ₈ "	10 ³ / ₈ "	18"	12" + 6"	12"
	30"D	24 ¹ / ₄ "	12 ¹ / ₁₆ "	9 ³ / ₈ "	10 ³ / ₈ "	24"	24"	12"

Universal Bins and Shelves

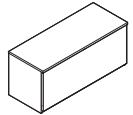
Universal Over the Case Bins



Size	Inside Dimensions		
	D	W	H
24"W bin	13 ³ / ₈ "	23 ¹³ / ₁₆ "	13 ¹ / ₁₆ "
25"W bin	13 ³ / ₈ "	24 ¹³ / ₁₆ "	13 ¹ / ₁₆ "
30"W bin	13 ³ / ₈ "	29 ¹³ / ₁₆ "	13 ¹ / ₁₆ "
35"W bin	13 ³ / ₈ "	34 ¹³ / ₁₆ "	13 ¹ / ₁₆ "
36"W bin	13 ³ / ₈ "	35 ¹³ / ₁₆ "	13 ¹ / ₁₆ "
42"W bin	13 ³ / ₈ "	41 ¹³ / ₁₆ "	13 ¹ / ₁₆ "
45"W bin	13 ³ / ₈ "	44 ¹³ / ₁₆ "	13 ¹ / ₁₆ "
48"W bin	13 ³ / ₈ "	47 ¹³ / ₁₆ "	13 ¹ / ₁₆ "
60"W bin	13 ³ / ₈ "	59 ¹³ / ₁₆ "	13 ¹ / ₁₆ "
66"W bin*	13 ³ / ₈ "	65 ¹³ / ₁₆ "	13 ¹ / ₁₆ "
70"W bin	13 ³ / ₈ "	69 ¹³ / ₁₆ "	13 ¹ / ₁₆ "
72"W bin	13 ³ / ₈ "	71 ¹³ / ₁₆ "	13 ¹ / ₁₆ "
75"W bin*	13 ³ / ₈ "	74 ¹³ / ₁₆ "	13 ¹ / ₁₆ "

*Universal over the case bins only.

Universal In the Case Bins and Universal Sliding Door Bins



Size	Inside Dimensions		
	D	W	H
24"W bin	13 ³ / ₈ "	23 ¹³ / ₁₆ "	12 ¹ / ₄ "
30"W bin	13 ³ / ₈ "	29 ¹³ / ₁₆ "	12 ¹ / ₄ "
36"W bin	13 ³ / ₈ "	35 ¹³ / ₁₆ "	12 ¹ / ₄ "
42"W bin	13 ³ / ₈ "	41 ¹³ / ₁₆ "	12 ¹ / ₄ "
48"W bin	13 ³ / ₈ "	47 ¹³ / ₁₆ "	12 ¹ / ₄ "
60"W bin	13 ³ / ₈ "	59 ¹³ / ₁₆ "	12 ¹ / ₄ "
66"W bin	13 ³ / ₈ "	65 ¹³ / ₁₆ "	12 ¹ / ₄ "
72"W bin	13 ³ / ₈ "	71 ¹³ / ₁₆ "	12 ¹ / ₄ "

*Universal sliding door bin width dimension is reduced by ³/₄" due to center divider.

Universal Shelves For Answer and Kick



Size	Inside Dimensions		
	D	W	H
24"W shelf	13 ³ / ₈ "	23 ¹³ / ₁₆ "	6 ¹ / ₄ "
30"W shelf	13 ³ / ₈ "	29 ¹³ / ₁₆ "	6 ¹ / ₄ "
36"W shelf	13 ³ / ₈ "	35 ¹³ / ₁₆ "	6 ¹ / ₄ "
42"W shelf	13 ³ / ₈ "	41 ¹³ / ₁₆ "	6 ¹ / ₄ "
48"W shelf	13 ³ / ₈ "	47 ¹³ / ₁₆ "	6 ¹ / ₄ "
60"W shelf	13 ³ / ₈ "	59 ¹³ / ₁₆ "	6 ¹ / ₄ "
72"W shelf	13 ³ / ₈ "	71 ¹³ / ₁₆ "	6 ¹ / ₄ "

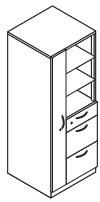
Universal Shelves For Montage



Size	Inside Dimensions		
	D	W	H
24"W shelf	13 ³ / ₈ "	23 ¹³ / ₁₆ "	9 ³ / ₄ "
30"W shelf	13 ³ / ₈ "	29 ¹³ / ₁₆ "	9 ³ / ₄ "
36"W shelf	13 ³ / ₈ "	35 ¹³ / ₁₆ "	9 ³ / ₄ "
42"W shelf	13 ³ / ₈ "	41 ¹³ / ₁₆ "	9 ³ / ₄ "
48"W shelf	13 ³ / ₈ "	47 ¹³ / ₁₆ "	9 ³ / ₄ "
60"W shelf	13 ³ / ₈ "	59 ¹³ / ₁₆ "	9 ³ / ₄ "
72"W shelf	13 ³ / ₈ "	71 ¹³ / ₁₆ "	9 ³ / ₄ "

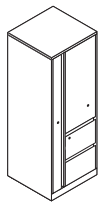
Universal Towers

Open Side Tower Shelf Space



Size	Inside Dimensions			
	Actual Depth	D	W	H
48"H tower	18"	17"	14¼"	13⅓"
	24"	23"	14¼"	13⅓"
52"H tower	18"	17"	14¼"	18"
	24"	23"	14¼"	18"
65½"H tower	18"	17"	14¼"	31⅜"
	24"	23"	14¼"	31⅜"

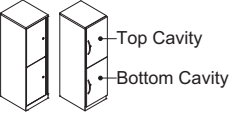
Dual Door Tower Shelf Space



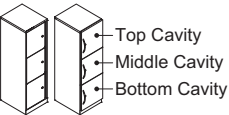
Size	Inside Dimensions			
	Actual Depth	D	W	H
48"H tower	18"	16¾"	14¼"	18 ¹⁵ / ₁₆ "
	24"	22¾"	14¼"	18 ¹⁵ / ₁₆ "
52"H tower	18"	16¾"	14¼"	23¼"
	24"	22¾"	14¼"	23¼"
65½"H tower	18"	16¾"	14¼"	36 ⁷ / ₈ "
	24"	22¾"	14¼"	36 ⁷ / ₈ "

Universal Multi-Door Lockers

2-Door

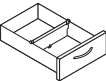
	Size	Back of Case to Front of Shelf (Flush) D	Back of Case to Front of Shelf (Proud) D	Upright to Shelf Bracket W	Top Cavity H	Bottom Cavity H
	18"D x 15"W x 52"H	16 ⁷ / ₈ "	17 ⁷ / ₈ "	13 ⁷ / ₈ "	23 ³ / ₈ "	24"
	24"D x 15"W x 65 ¹ / ₂ "H	22"	23"	13 ⁷ / ₈ "	30"	30 ⁷ / ₈ "
	18"D x 18"W x 52"H	16 ⁷ / ₈ "	17 ⁷ / ₈ "	16 ⁷ / ₈ "	23 ³ / ₈ "	24"
	24"D x 18"W x 65 ¹ / ₂ "H	22"	23"	16 ⁷ / ₈ "	30"	30 ⁷ / ₈ "

3-Door

	Size	Back of Case to Front of Shelf (Flush) D	Back of Case to Front of Shelf (Proud) D	Upright to Shelf Bracket W	Top Cavity H	Middle Cavity H	Bottom Cavity H
	18"D x 15"W x 52"H	16 ⁷ / ₈ "	17 ⁷ / ₈ "	13 ⁷ / ₈ "	15 ³ / ₈ "	15 ³ / ₈ "	16"
	24"D x 15"W x 65 ¹ / ₂ "H	22"	23"	13 ⁷ / ₈ "	19 ⁷ / ₈ "	19 ⁷ / ₈ "	20 ¹ / ₂ "
	18"D x 18"W x 52"H	16 ⁷ / ₈ "	17 ⁷ / ₈ "	16 ⁷ / ₈ "	15 ³ / ₈ "	15 ³ / ₈ "	16"
	24"D x 18"W x 65 ¹ / ₂ "H	22"	23"	16 ⁷ / ₈ "	19 ⁷ / ₈ "	19 ⁷ / ₈ "	20 ¹ / ₂ "


6"H Box Drawers

for Towers

	Size	Inside Dimensions			Inside Height Clearance
		D	W	H	
	18"D drawer	13 ¹⁹ / ₃₂ "	12 ³ / ₄ "	4 ⁷ / ₃₂ "	4 ¹ / ₂ "
	24"D drawer	18 ²³ / ₃₂ "	12 ³ / ₄ "	4 ⁷ / ₃₂ "	4 ¹ / ₂ "
	30"D drawer	24 ²³ / ₃₂ "	12 ³ / ₄ "	4 ⁷ / ₃₂ "	4 ¹ / ₂ "

12"H File Drawers

for Towers

	Size		Inside Dimensions			Inside Height Clearance	Letter-Size Storage	Legal-Size Storage
			D	W	H			
	15"W drawer	18"D	13 ¹ / ₈ "	12 ¹ / ₁₆ "	9 ³ / ₈ "	10 ³ / ₈ "	13" 12" + 1"	N.A.
		24"D	18 ¹ / ₄ "	12 ¹ / ₁₆ "	9 ³ / ₈ "	10 ³ / ₈ "	18" 12" + 6"	12"
		30"D	24 ¹ / ₄ "	12 ¹ / ₁₆ "	9 ³ / ₈ "	10 ³ / ₈ "	24" 24"	12"

Adjustable Shelves

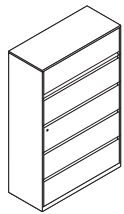
for Universal Storage Open Side Towers and Dual Door Towers



Product	Inside Dimensions	
	D	W
Open side tower	22 ⁵ / ₃₂ "	14 ¹ / ₄ "
	28 ⁵ / ₃₂ "	14 ¹ / ₄ "
Dual door tower	21 ¹¹ / ₁₆ "	13 ¹ / ₁₆ "

Universal Case Dimensions

for Lateral Files, Cabinets, and Bookcases



Top
Opening

Size	Interior Depth
15"D	14 ¹⁵ / ₁₆ "
18"D	17 ¹⁵ / ₁₆ "
24"D	23 ¹ / ₁₆ "
30"D	29 ¹ / ₁₆ "

Size	Interior Width
15"W	14"
24"W	22 ¹ / ₂ "
30"W	28 ¹ / ₂ "
36"W	34 ¹ / ₂ "
42"W	40 ¹ / ₂ "

Size	Interior Height*
Bookcases:	
28"H	25 ¹ / ₂ "
40"H	37 ¹ / ₂ "
53 ¹ / ₂ "H	51"
65 ¹ / ₂ "H	63"
83 ¹ / ₂ "H	81"

All Other Products:

28"H	24"
40"H	36"
52"H	48"
65 ¹ / ₂ "H	61 ¹ / ₂ "
83 ¹ / ₂ "H	79 ¹ / ₂ "

*Interior height is without any interior components. (Example: Fixed shelf, adjustable shelf, etc.)

Note: Cases with flush fronts will have approximately 1" less interior depth clearance.

Lateral File Fixed Shelf Top Opening

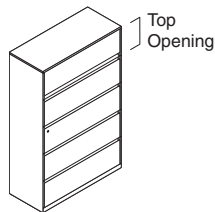
Flush Front Units including Universal Storage and Answer

Size

Top Opening Interior of 65½"H Flush Front Units

D	W	H
16¾"	28½"	11⅞"
16¾"	34½"	11⅞"
16¾"	40½"	11⅞"

18"D lateral file
23⅞"D lateral file



Note: Interior height for roll-out shelf option is ⅜" less than for fixed shelf.

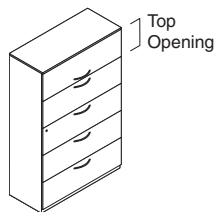
Proud Front Units

Size

Top Opening Interior of 65½"H Proud Front Units

D	W	H
14½"	26⅞"	11⅞"
14½"	32⅞"	11⅞"
14½"	38⅞"	11⅞"

18⅞"D lateral file
24"D lateral file



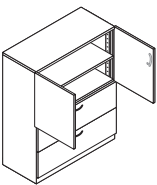
Universal Lateral Files

12"H File Drawers

Including Universal and Answer Lateral Files

	Size		Inside Dimensions			Inside Height Clearance	Letter-Size Storage		Legal-Size Storage	
			D	W	H					
	30"W drawer	18"D	15⅛"	26⅞"	9⅜"	11⅜"	26½"	30"	26½"	15" + 11"
		24"D	19⅞"	26⅞"	9⅜"	11⅜"	26½"	38"	26½"	19"
	36"W drawer	18"D	15⅛"	32⅞"	9⅜"	11⅜"	32½"	30"	32½"	30"
		24"D	19⅞"	32⅞"	9⅜"	11⅜"	32½"	38"	32½"	38"
	42"W drawer	18"D	15⅛"	38⅞"	9⅜"	11⅜"	38½"	45"	38½"	30" + 8"

Universal Combination Cabinets with Adjustable Shelf Interiors



Door Height	Cabinet Interior Height	Cabinet Interior Height with Adjustable Shelf(s)	Rows of Binders Accommodated
52"H unit with two file drawers			
24"	23 ³ / ₈ "	22 ⁵ / ₈ "	1
65¹/₂"H unit with three file drawers			
25 ¹ / ₂ "	24 ⁷ / ₈ "	24 ¹ / ₈ "	2
83¹/₂"H unit with four file drawers			
31 ¹ / ₂ "	30 ⁷ / ₈ "	29 ³ / ₈ "	2
65¹/₂"H unit with two file drawers			
37 ¹ / ₂ "	36 ⁷ / ₈ "	35 ³ / ₈ "	2
83¹/₂"H unit with three file drawers			
43 ¹ / ₂ "	42 ⁷ / ₈ "	41 ³ / ₈ "	3

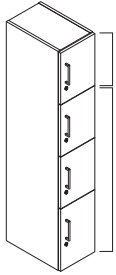
Note: Height of fixed shelf is ⁵/₈".
Height of adjustable shelf is ³/₄".

Adjustable Shelves

for Combination Cabinets and Storage Cabinets

Size	Inside Dimensions	
	D	W
18"D shelves	15 ³ / ₈ "	22 ¹¹ / ₃₂ "
	15 ³ / ₈ "	28 ¹¹ / ₃₂ "
	15 ³ / ₈ "	34 ¹¹ / ₃₂ "
	15 ³ / ₈ "	40 ¹¹ / ₃₂ "
24"D shelves	20 ³ / ₈ "	22 ¹¹ / ₃₂ "
	20 ³ / ₈ "	28 ¹¹ / ₃₂ "
	20 ³ / ₈ "	34 ¹¹ / ₃₂ "

WorkValet Lockers



Top Opening

All openings below
top opening

Lockers		Height – Recessed Toe Kick, Expressed Toe Kick, Full Fronts						
		38.0625"	41.75"	47.9375"	54.125"	66.5"	72"	84"
1 Door	Opening	33.089"	36.78"	42.96"	49.15"	61.53"	67.03"	79.03"
2 Door	Top Opening	16.00"	17.84"	20.93"	24.03"	30.22"	32.97"	38.03"
2 Door	Bottom Opening	16.29"	18.13"	21.23"	24.32"	30.51"	33.26"	39.26"
3 Door	Top Opening	N.A.	N.A.	13.58"	15.64"	19.77"	21.60"	25.60"
3 Door	Openings below Top Opening	N.A.	N.A.	13.91"	15.97"	20.10"	21.93"	25.93"
4 Door	Top Opening	N.A.	N.A.	N.A.	N.A.	14.54"	15.92"	18.92"
4 Door	Openings below Top Opening	N.A.	N.A.	N.A.	N.A.	14.87"	16.25"	19.20"
5 Door	Top Opening	N.A.	N.A.	N.A.	N.A.	11.41"	12.51"	14.91"
5 Door	Openings below Top Opening	N.A.	N.A.	N.A.	N.A.	11.74"	12.84"	15.24"
Lockers		Height – Plinth Base						
		38.0625"	41.75"	47.9375"	54.125"	66.5"	72"	84"
1 Door	Opening	32.19"	35.88"	42.06"	48.25"	60.63"	66.13"	78.13"
2 Door	Top Opening	15.55"	17.39"	20.48"	23.58"	29.77"	32.52"	37.58"
2 Door	Bottom Opening	15.84"	17.68"	20.78"	23.87"	30.06"	32.81"	38.81"
3 Door	Top Opening	N.A.	N.A.	13.28"	15.34"	19.47"	21.30"	25.30"
3 Door	Openings below Top Opening	N.A.	N.A.	13.61"	15.67"	19.80"	21.63"	25.63"
4 Door	Top Opening	N.A.	N.A.	N.A.	N.A.	14.31"	15.70"	18.70"
4 Door	Openings below Top Opening	N.A.	N.A.	N.A.	N.A.	14.65"	16.03"	18.98"
5 Door	Top Opening	N.A.	N.A.	N.A.	N.A.	11.23"	12.33"	14.73"
5 Door	Openings below Top Opening	N.A.	N.A.	N.A.	N.A.	11.56"	12.66"	15.06"

WorkValet Lockers, continued

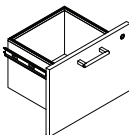
Lockers with Drawer		Height						
		38.0625"	41.75"	47.9375"	54.125"	66.5"	72"	84"
1 Door	Opening	19.52"	23.21"	29.40"	35.58"	47.96"	52.66"	64.66"
2 Door	Top Opening	9.21"	11.06"	14.15"	17.25"	23.43"	26.18"	32.18"
2 Door	Bottom Opening	9.51"	11.35"	14.44"	17.54"	23.72"	26.47"	32.47"
3 Door	Top Opening	N.A.	N.A.	N.A.	11.12"	15.24"	17.08"	21.08"
3 Door	Bottom Opening	N.A.	N.A.	N.A.	11.41"	15.54"	17.37"	21.37"
4 Door	Top Opening	N.A.	N.A.	N.A.	N.A.	11.15"	12.52"	15.52"
4 Door	Bottom Opening	N.A.	N.A.	N.A.	N.A.	11.44"	12.82"	15.82"
Lockers with Open Shelf		Height						
		38.0625"	41.75"	47.9375"	54.125"	66.5"	72"	84"
2 Door	Opening	17.29"	20.97"	27.16"	33.35"	45.72"	51.22"	63.22"
4 Door	Top Opening	N.A.	10.12"	13.21"	16.30"	22.49"	25.24"	31.24"
4 Door	Bottom Opening	N.A.	10.06"	13.15"	16.24"	22.43"	25.18"	31.18"
6 Door	Top Opening	N.A.	N.A.	N.A.	N.A.	14.73"	16.57"	20.57"
6 Door	Bottom Opening	N.A.	N.A.	N.A.	N.A.	14.67"	16.51"	20.51"
8 Door	Top Opening	N.A.	N.A.	N.A.	N.A.	N.A.	12.23"	15.23"
8 Door	Bottom Opening	N.A.	N.A.	N.A.	N.A.	N.A.	12.17"	15.17"
Leg Base Lockers		Height						
		38.0625"	41.75"	47.9375"	54.125"	66.5"	72"	84"
1 Door	Opening	27.88"	31.57"	37.75"	43.94"	55.51"	61.01"	73.01"
2 Door	Top Opening	13.55"	15.39"	18.49"	21.58"	27.77"	30.52"	36.52"
2 Door	Bottom Opening	13.53"	15.37"	18.46"	21.56"	27.75"	30.50"	36.50"
3 Door	Top Opening	N.A.	N.A.	11.95"	14.01"	18.13"	19.97"	23.97"
3 Door	Bottom Opening	N.A.	N.A.	11.92"	19.99"	18.11"	19.94"	23.94"
4 Door	Top Opening	N.A.	N.A.	N.A.	N.A.	13.32"	14.69"	17.69"
4 Door	Bottom Opening	N.A.	N.A.	N.A.	N.A.	13.29"	14.67"	17.67"
5 Door	Top Opening	N.A.	N.A.	N.A.	N.A.	N.A.	11.53"	13.93"
5 Door	Bottom Opening	N.A.	N.A.	N.A.	N.A.	N.A.	11.50"	13.90"
Leg Base Lockers with Drawer		Height						
		38.0625"	41.75"	47.9375"	54.125"	66.5"	72"	84"
1 Door	Opening	14.61"	18.30"	24.49"	30.68"	43.05"	48.55"	60.55"
2 Door	Top Opening	N.A.	N.A.	11.68"	14.77"	20.96"	23.71"	29.71"
2 Door	Bottom Opening	N.A.	N.A.	12.01"	15.10"	21.29"	24.04"	30.04"
3 Door	Top Opening	N.A.	N.A.	N.A.	N.A.	13.59"	15.43"	19.43"
3 Door	Bottom Opening	N.A.	N.A.	N.A.	N.A.	13.93"	15.76"	19.76"
4 Door	Top Opening	N.A.	N.A.	N.A.	N.A.	N.A.	11.29"	14.29"
4 Door	Bottom Opening	N.A.	N.A.	N.A.	N.A.	N.A.	11.62"	14.62"

WorkValet Lockers, continued

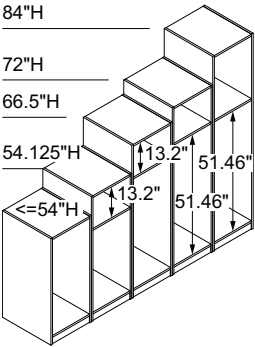
Leg Base Lockers with Open Shelf		Height						
		38.0625"	41.75"	47.9375"	54.125"	66.5"	72"	84"
2 Door	Opening	12.08"	15.76"	21.95"	28.14"	40.51"	46.01"	58.01"
4 Door	Top Opening	N.A.	N.A.	N.A.	13.50"	19.69"	22.44"	28.44"
4 Door	Bottom Opening	N.A.	N.A.	N.A.	13.83"	20.02"	22.77"	28.77"
6 Door	Top Opening	N.A.	N.A.	N.A.	N.A.	12.75"	14.58"	18.58"
6 Door	Bottom Opening	N.A.	N.A.	N.A.	N.A.	13.08"	14.91"	18.91"
Open Shelf Vertical Height		15"	15"	15"	15"	15"	15"	15"

	Width									
	9"	12"	15"	15.81"	18"	24"	29.86"	30"	35.86"	36"
Single Wide	7.39"	10.39"	13.39"	N.A.	16.39"	22.39"	N.A.	N.A.	N.A.	N.A.
Double Wide	N.A.	N.A.	N.A.	N.A.	N.A.	10.80"	N.A.	13.80"	N.A.	16.80"
Single Wide with Drawer	N.A.	N.A.	N.A.	14.21"	N.A.	N.A.	N.A.	N.A.	N.A.	N.A.
Double Wide with Drawer	N.A.	N.A.	N.A.	N.A.	N.A.	N.A.	13.60"	N.A.	16.60"	N.A.

		Depth	
		18.875"	24"
		17.10"	22.23"

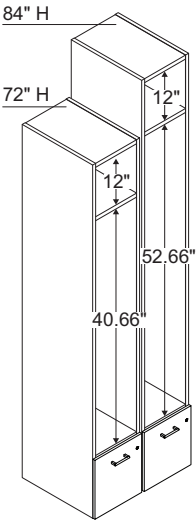
Drawer		Inside Dimensions					
			Depth	Width	Height	Inside Height Clearance	
	Size	15.81"W	18.875"D	12.17"	12.17"	9.2"	11.7"
			24"D	15.16"	12.17"	9.2"	11.7"
		29.86"W	18.875"D	12.17"	25.70"	9.2"	11.7"
			24"D	15.16"	25.70"	9.2"	11.7"
		35.86"W	18.875"D	12.17"	31.70"	9.2"	11.7"
			24"D	15.16"	31.70"	9.2"	11.7"

WorkValet Lockers, continued



Available Space Below the Fixed Shelf—Lockers

	54.125"H	66.5"H	72"H	84"H
Non-Plinth Headset	36.35"	48.72"	51.46"	51.46"
Plinth Headset	35.41"	47.79"	50.53"	50.53"



Available Space Below the Fixed Shelf—Lockers with Drawer

	72"H	84"H
Drawer	40.66"	52.66"

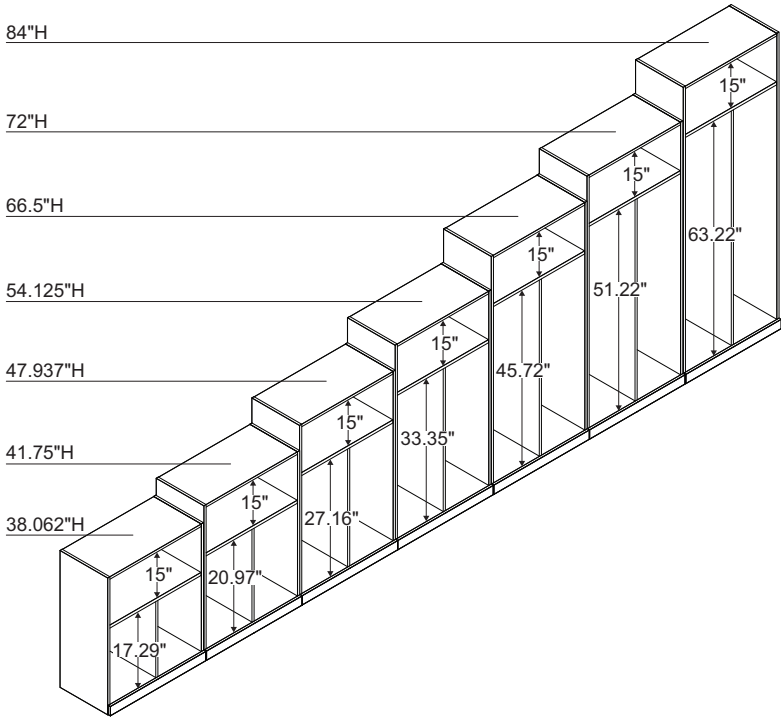
Tip: Lockers with drawer under 67.5"H do not have fixed shelves.

WorkValet Lockers, continued

Available Space Below the Fixed Shelf—Lockers with Open Shelf (Top)

	72"H	84"H
Open Shelf	51.22"	63.22"

Tip: Lockers with open shelf under 70"H do not have fixed shelves.

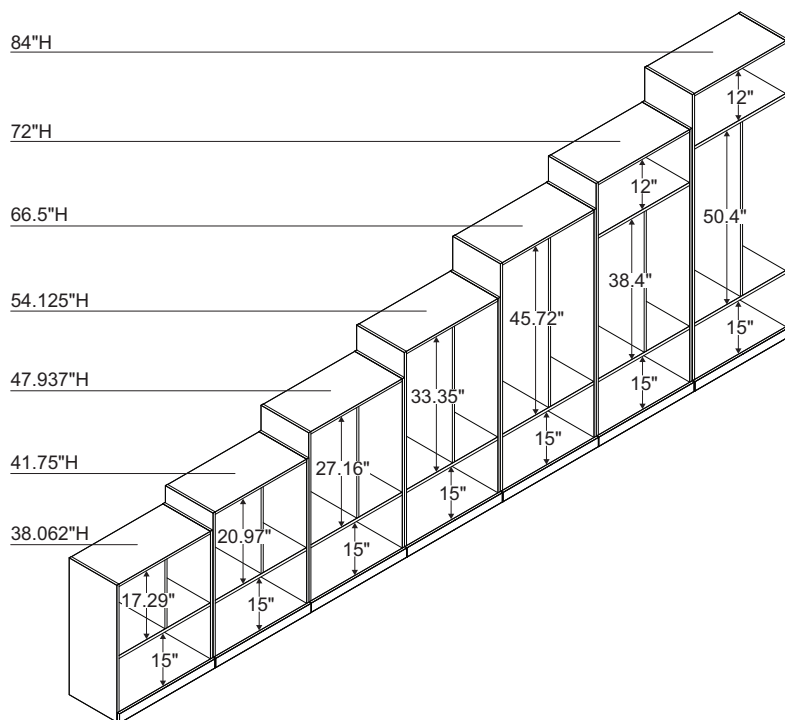


WorkValet Lockers, continued

Available Space Below the Fixed Shelf—Lockers with Open Shelf (Bottom)

	72"H	84"H
Open Shelf	38.4"	50.4"

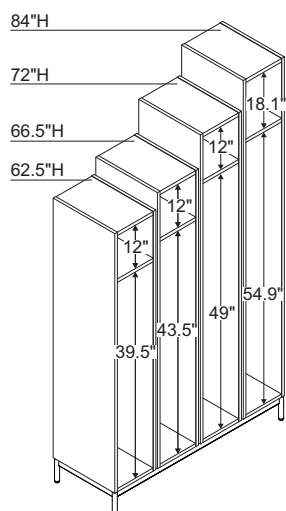
Tip: Lockers with open shelf under 70"H do not have fixed shelves.




Available Space Below the Fixed Shelf—Leg Base Lockers

	62.5"H	66.5"H	72"H	84"H
Leg Base	39.5"	43.5"	49"	54.9"

Tip: Leg base lockers under 62.5"H do not have fixed shelves.



WorkValet Lockers, continued

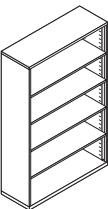


Recommended Sizes for Personal Items

<19.7"	Book, purse, lunch box
19.7"–29.4"	Backpack
29.5"–47.1"	Suitcase
42"+	Coat

Universal Bookcases

for Universal Storage



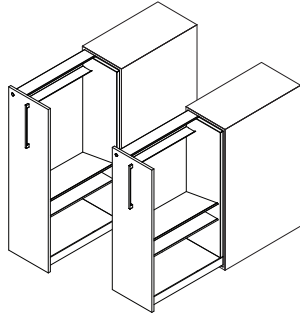
Height	Top Shelf Space	Bottom Shelf Space	Rows of Binders Accommodated
28"	12 ⁵ / ₈ "	12"	2
40"	11 ⁷ / ₈ "	12"	3
53 ¹ / ₂ "	11 ⁵ / ₈ "	12"	4
65 ¹ / ₂ "	11 ⁷ / ₈ "	12"	5
83 ¹ / ₂ "	17 ¹ / ₈ "	12"	6

Note: Height of adjustable shelf is ³/₄".

Width	Inside Dimensions	
	D	W
24"	13 ⁵ / ₈ "	22 ¹¹ / ₃₂ "
30"	13 ⁵ / ₈ "	28 ¹¹ / ₃₂ "
36"	13 ⁵ / ₈ "	34 ¹¹ / ₃₂ "
42"	13 ⁵ / ₈ "	40 ¹¹ / ₃₂ "

High-Density Storage

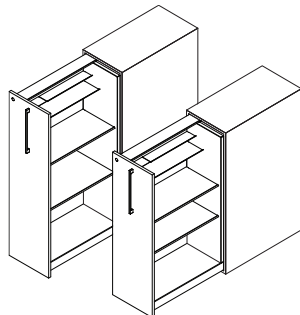
Bag Drop Interior Configuration



	Top Shelf Space	Second Shelf Space	Middle Shelf 1 Space	Middle Shelf 2 Space	Bottom Shelf Space
42"H bag drop	57/8"D x 26"W x 213/16"H	N.A.	115/8"D x 26"W x 131/2"H	113/4"D x 26"W x 23/4"H	123/4"D x 26"W x 12"H
42"H bag drop with coat closet	31/8"D x 26"W x 213/16"H	N.A.	115/8"D x 17"W x 131/2"H	113/4"D x 17"W x 23/4"H	123/4"D x 17"W x 12"H
48"H bag drop	31/8"D x 26"W x 213/16"H	6"D x 26"W x 23/4"H	115/8"D x 26"W x 165/8"H	113/4"D x 26"W x 23/4"H	123/4"D x 26"W x 12"H
48"H bag drop with coat closet	31/8"D x 26"W x 213/16"H	31/8"D x 17"W x 23/4"H	115/8"D x 17"W x 165/8"H	113/4"D x 17"W x 23/4"H	123/4"D x 17"W x 12"H

High-Density Storage

Shelf Interior Configuration



	Top Shelf Space	Second Shelf Space	Middle Shelf 1 Space	Middle Shelf 2 Space	Bottom Shelf Space
42"H shelves	57/8"D x 26"W x 213/16"H	N.A.	113/4"D x 26"W x 63/8"H	113/4"D x 26"W x 12"H	123/4"D x 26"W x 12"H
42"H shelves with coat closet	31/8"D x 26"W x 213/16"H	N.A.	113/4"D x 17"W x 63/8"H	113/4"D x 17"W x 12"H	123/4"D x 17"W x 12"H
48"H shelves	31/8"D x 26"W x 213/16"H	6"D x 26"W x 23/4"H	113/4"D x 26"W x 91/2"H	113/4"D x 26"W x 12"H	123/4"D x 26"W x 12"H
48"H shelves with coat closet	31/8"D x 26"W x 213/16"H	31/8"D x 17"W x 23/4"H	113/4"D x 17"W x 91/2"H	113/4"D x 17"W x 12"H	123/4"D x 17"W x 12"H

Storage Products Style Number Conversion List

TS Series Storage

Old Style Number	New Style Numbers
TS Series Lockers New styles numbers come with a 1" top (from 5/8") and have different available heights.	
TS2LOCKER1	TS2LOCKER1B
TS2LOCKER2	TS2LOCKER2B
TS2LOCKER4	TS2LOCKER4B
TS2LOCKERCUB1	TS2LOCKERCUB1B
TS2LOCKERCUB2	TS2LOCKERCUB2B

Universal Storage Towers

Old Style Number	New Style Number
Open Side Towers with Flush Fronts	
RTB24244LAF	RQS24244LAF
RTB24244RAF	RQS24244RAF
RTB24245LCF	RQS24245LCF
RTB24245RCF	RQS24245RCF
RTB30244LAF	RQS30244LAF
RTB30244RAF	RQS30244RAF
RTB30245LCF	RQS30245LCF
RTB30245RCF	RQS30245RCF
Open Side Towers with Proud Steel Fronts	
RTB24244LAP	RQS24244LAP
RTB24244RAP	RQS24244RAP
RTB24245LCP	RQS24245LCP
RTB24245RCP	RQS24245RCP
RTB30244LAP	RQS30244LAP
RTB30244RAP	RQS30244RAP
RTB30245LCP	RQS30245LCP
RTB30245RCP	RQS30245RCP
Open Side Towers with Proud Wood Fronts	
RTB24244LAW	RQS24244LAW
RTB24244RAW	RQS24244RAW
RTB24245LCW	RQS24245LCW
RTB24245RCW	RQS24245RCW
RTB30244LAW	RQS30244LAW
RTB30244RAW	RQS30244RAW
RTB30245LCW	RQS30245LCW
RTB30245RCW	RQS30245RCW

Universal Lateral Files

Old Style Number	New Style Number
Flush Steel Front with Two 12"H Drawers	
RLN183024F	RLF18302F
RLN183624F	RLF18362F
RLN184224F	RLF18422F
RLN243024F	RLF24302F
RLN243624F	RLF24362F

Flush Steel Front with Three 12"H Drawers

RLN183036F	RLF18303F
RLN183636F	RLF18363F
RLN184236F	RLF18423F
RLN243036F	RLF24303F
RLN243636F	RLF24363F

Flush Steel Front with Four 12"H Drawers

RLN183048F	RLF18304F
RLN183648F	RLF18364F
RLN184248F	RLF18424F
RLN243048F	RLF24304F
RLN243648F	RLF24364F

Flush Steel Front with Four 12"H Drawers and One 13½"H Lift-Up Door with Fixed Shelf

RLN183061F	RLF18305F
RLN183661F	RLF18365F
RLN184261F	RLF18425F
RLN243061F	RLF24305F
RLN243661F	RLF24365F

Proud Steel Front with Two 12"H Drawers

RLN183024P	RLF18302P
RLN183624P	RLF18362P
RLN184224P	RLF18422P
RLN243024P	RLF24302P
RLN243624P	RLF24362P

Proud Steel Front with Three 12"H Drawers

RLN183036P	RLF18303P
RLN183636P	RLF18363P
RLN184236P	RLF18423P
RLN243036P	RLF24303P
RLN243636P	RLF24363P

Proud Steel Front with Four 12"H Drawers

RLN183048P	RLF18304P
RLN183648P	RLF18364P
RLN184248P	RLF18424P
RLN243048P	RLF24304P
RLN243648P	RLF24364P

Proud Steel Front with Four 12"H Drawers and One 13½"H Lift-Up Door with Fixed Shelf

RLN183061P	RLF18305P
RLN183661P	RLF18365P
RLN184261P	RLF18425P
RLN243061P	RLF24305P
RLN243661P	RLF24365P

Proud Wood Front with Two 12"H Drawers

RLN183024W	RLF18302W
RLN183624W	RLF18362W
RLN184224W	RLF18422W
RLN243024W	RLF24302W
RLN243624W	RLF24362W

Universal Lateral Files, continued

Old Style Number	New Style Number
Proud Wood Front with Three 12"H Drawers	
RLN183036W	RLF18303W
RLN183636W	RLF18363W
RLN184236W	RLF18423W
RLN243036W	RLF24303W
RLN243636W	RLF24363W

Proud Wood Front with Four 12"H Drawers

RLN183048W	RLF18304W
RLN183648W	RLF18364W
RLN184248W	RLF18424W
RLN243048W	RLF24304W
RLN243648W	RLF24364W

Proud Wood Front with Four 12"H Drawers and One 13½"H Lift-Up Door with Fixed Shelf

RLN183061W	RLF18305W
RLN183661W	RLF18365W
RLN184261W	RLF18425W
RLN243061W	RLF24305W
RLN243661W	RLF24365W

Universal Combination Cabinets

Old Style Number	New Style Number
52"H Single Case Combination Cabinets with Flush Fronts	
RCN183048AF	RCC18304AF
RCN183648AF	RCC18364AF
RCN184248AF	RCC18424AF
RCN243048AF	RCC24304AF
RCN243648AF	RCC24364AF
RCN183048DF	RCC18304DF
RCN183648DF	RCC18364DF
RCN184248DF	RCC18424DF
RCN243048DF	RCC24304DF
RCN243648DF	RCC24364DF

65½"H Single Case Combination Cabinets with Flush Fronts

RCN183061EF	RCC18305EF
RCN183661EF	RCC18365EF
RCN184261EF	RCC18425EF
RCN243061EF	RCC24305EF
RCN243661EF	RCC24365EF
RCN183061HF	RCC18305HF
RCN183661HF	RCC18365HF
RCN184261HF	RCC18425HF
RCN243061HF	RCC24305HF
RCN243661HF	RCC24365HF
RCN183061JF	RCC18305JF
RCN183661JF	RCC18365JF
RCN184261JF	RCC18425JF
RCN243061JF	RCC24305JF
RCN243661JF	RCC24365JF
RCN183061MF	RCC18305MF
RCN183661MF	RCC18365MF
RCN184261MF	RCC18425MF
RCN243061MF	RCC24305MF
RCN243661MF	RCC24365MF

83½"H Single Case Combination Cabinets with Flush Fronts

RCN183079NF	RCC18306NF
RCN183679NF	RCC18366NF
RCN184279NF	RCC18426NF
RCN243079NF	RCC24306NF
RCN243679NF	RCC24366NF
RCN183079RF	RCC18306RF
RCN183679RF	RCC18366RF
RCN184279RF	RCC18426RF
RCN243079RF	RCC24306RF
RCN243679RF	RCC24366RF
RCN183079SF	RCC18306SF
RCN183679SF	RCC18366SF
RCN184279SF	RCC18426SF
RCN243079SF	RCC24306SF
RCN243679SF	RCC24366SF
RCN183079VF	RCC18306VF
RCN183679VF	RCC18366VF
RCN184279VF	RCC18426VF
RCN243079VF	RCC24306VF
RCN243679VF	RCC24366VF

52"H Single Case Combination Cabinets with Proud Steel Fronts

RCN183048AP	RCC18304AP
RCN183648AP	RCC18364AP
RCN184248AP	RCC18424AP
RCN243048AP	RCC24304AP
RCN243648AP	RCC24364AP
RCN183048DP	RCC18304DP
RCN183648DP	RCC18364DP
RCN184248DP	RCC18424DP
RCN243048DP	RCC24304DP
RCN243648DP	RCC24364DP

Storage Products Style Number Conversion List, continued

Universal Combination Cabinets, continued

Old Style Number	New Style Number
65½"H Single Case Combination Cabinets with Proud Steel Fronts	
RCN183061EP	RCC18305EP
RCN183661EP	RCC18365EP
RCN184261EP	RCC18425EP
RCN243061EP	RCC24305EP
RCN243661EP	RCC24365EP
RCN183061HP	RCC18305HP
RCN183661HP	RCC18365HP
RCN184261HP	RCC18425HP
RCN243061HP	RCC24305HP
RCN243661HP	RCC24365HP
RCN183061JP	RCC18305JP
RCN183661JP	RCC18365JP
RCN184261JP	RCC18425JP
RCN243061JP	RCC24305JP
RCN243661JP	RCC24365JP
RCN183061MP	RCC18305MP
RCN183661MP	RCC18365MP
RCN184261MP	RCC18425MP
RCN243061MP	RCC24305MP
RCN243661MP	RCC24365MP

83½"H Single Case Combination Cabinets with Proud Steel Fronts

RCN183079NP	RCC18306NP
RCN183679NP	RCC18366NP
RCN184279NP	RCC18426NP
RCN243079NP	RCC24306NP
RCN243679NP	RCC24366NP
RCN183079RP	RCC18306RP
RCN183679RP	RCC18366RP
RCN184279RP	RCC18426RP
RCN243079RP	RCC24306RP
RCN243679RP	RCC24366RP
RCN183079SP	RCC18306SP
RCN183679SP	RCC18366SP
RCN184279SP	RCC18426SP
RCN243079SP	RCC24306SP
RCN243679SP	RCC24366SP
RCN183079VP	RCC18306VP
RCN183679VP	RCC18366VP
RCN184279VP	RCC18426VP
RCN243079VP	RCC24306VP
RCN243679VP	RCC24366VP

52"H Single Case Combination Cabinets with Proud Wood Fronts

RCN183048AW	RCC18304AW
RCN183648AW	RCC18364AW
RCN184248AW	RCC18424AW
RCN243048AW	RCC24304AW
RCN243648AW	RCC24364AW

65½"H Single Case Combination Cabinets with Proud Wood Fronts

RCN183061EW	RCC18305EW
RCN183661EW	RCC18365EW
RCN184261EW	RCC18425EW
RCN243061EW	RCC24305EW
RCN243661EW	RCC24365EW
RCN183061JW	RCC18305JW
RCN183661JW	RCC18365JW
RCN184261JW	RCC18425JW
RCN243061JW	RCC24305JW
RCN243661JW	RCC24365JW

83½"H Single Case Combination Cabinets with Proud Wood Fronts

RCN183079NW	RCC18306NW
RCN183679NW	RCC18366NW
RCN184279NW	RCC18426NW
RCN243079NW	RCC24306NW
RCN243679NW	RCC24366NW
RCN183079SW	RCC18306SW
RCN183679SW	RCC18366SW
RCN184279SW	RCC18426SW
RCN243079SW	RCC24306SW
RCN243679SW	RCC24366SW

Universal Storage Cabinets

Old Style Number	New Style Number
28"H Storage Cabinets with Flush Fronts with One Adjustable Shelf	
RSN183024AF	RSC18302AF
RSN183624AF	RSC18362AF
RSN184224AF	RSC18422AF
RSN243024AF	RSC24302AF
RSN243624AF	RSC24362AF
40"H Storage Cabinets with Flush Fronts with Two Adjustable Shelves	
RSN183036CF	RSC18303CF
RSN183636CF	RSC18363CF
RSN184236CF	RSC18423CF
RSN243036CF	RSC24303CF
RSN243636CF	RSC24363CF
52"H Storage Cabinets with Flush Fronts with Three Adjustable Shelves	
RSN183048FF	RSC18304FF
RSN183648FF	RSC18364FF
RSN184248FF	RSC18424FF
RSN243048FF	RSC24304FF
RSN243648FF	RSC24364FF

Universal Storage Cabinets, continued

Old Style Number	New Style Number
65½"H Storage Cabinets with Flush Fronts with Four Adjustable Shelves	
RSN183061KF	RSC18305KF
RSN183661KF	RSC18365KF
RSN184261KF	RSC18425KF
RSN243061KF	RSC24305KF
RSN243661KF	RSC24365KF
83½"H Storage Cabinets with Flush Fronts with Five Adjustable Shelves	
RSN183079QF	RSC18306QF
RSN183679QF	RSC18366QF
RSN184279QF	RSC18426QF
RSN243079QF	RSC24306QF
RSN243679QF	RSC24366QF
28"H Storage Cabinets with Proud Steel Fronts with One Adjustable Shelf	
RSN183024AP	RSC18302AP
RSN183624AP	RSC18362AP
RSN184224AP	RSC18422AP
RSN243024AP	RSC24302AP
RSN243624AP	RSC24362AP
40"H Storage Cabinets with Proud Steel Fronts with Two Adjustable Shelves	
RSN183036CP	RSC18303CP
RSN183636CP	RSC18363CP
RSN184236CP	RSC18423CP
RSN243036CP	RSC24303CP
RSN243636CP	RSC24363CP
52"H Storage Cabinets with Proud Steel Fronts with Three Adjustable Shelves	
RSN183048FP	RSC18304FP
RSN183648FP	RSC18364FP
RSN184248FP	RSC18424FP
RSN243048FP	RSC24304FP
RSN243648FP	RSC24364FP
65½"H Storage Cabinets with Proud Steel Fronts with Four Adjustable Shelves	
RSN183061KP	RSC18305KP
RSN183661KP	RSC18365KP
RSN184261KP	RSC18425KP
RSN243061KP	RSC24305KP
RSN243661KP	RSC24365KP

83½"H Storage Cabinets with Proud Steel Fronts with Five Adjustable Shelves

RSN183679QP	RSC18366QP
RSN184279QP	RSC18426QP
RSN243079QP	RSC24306QP
RSN243679QP	RSC24366QP

28"H Storage Cabinets with Proud Wood Fronts with One Adjustable Shelf

RSN183024AW	RSC18302AW
RSN183624AW	RSC18362AW
RSN184224AW	RSC18422AW
RSN243024AW	RSC24302AW
RSN243624AW	RSC24362AW

40"H Storage Cabinets with Proud Wood Fronts with Two Adjustable Shelves

RSN183036CW	RSC18303CW
RSN183636CW	RSC18363CW
RSN184236CW	RSC18423CW
RSN243036CW	RSC24303CW
RSN243636CW	RSC24363CW

52"H Storage Cabinets with Proud Wood Fronts with Three Adjustable Shelves

RSN183048FW	RSC18304FW
RSN183648FW	RSC18364FW
RSN184248FW	RSC18424FW
RSN243048FW	RSC24304FW
RSN243648FW	RSC24364FW

65½"H Storage Cabinets with Proud Wood Fronts with Four Adjustable Shelves

RSN183061KW	RSC18305KW
RSN183661KW	RSC18365KW
RSN184261KW	RSC18425KW
RSN243061KW	RSC24305KW
RSN243661KW	RSC24365KW

83½"H Storage Cabinets with Proud Wood Fronts with Five Adjustable Shelves

RSN183079QW	RSC18306QW
RSN183679QW	RSC18366QW
RSN184279QW	RSC18426QW
RSN243079QW	RSC24306QW
RSN243679QW	RSC24366QW

Storage Products Style Number Conversion List, continued

Universal Storage Cabinets

Old Style Number	New Style Number
Cabinet with Flush Front and Coat Rod	
RWN183048AF	RWC18304AF
RWN183648AF	RWC18364AF
RWN184248AF	RWC18424AF
RWN243048AF	RWC24304AF
RWN243648AF	RWC24364AF
RWN183061AF	RWC18305AF
RWN183661AF	RWC18365AF
RWN184261AF	RWC18425AF
RWN243061AF	RWC24305AF
RWN243661AF	RWC24365AF
Cabinet with Flush Front, Partition, Three Adjustable Shelves, and Coat Rod	
RWN243048BF	RWC24304BF
RWN243648BF	RWC24364BF
Cabinet with Flush Front, Partition, Four Adjustable Shelves, and Coat Rod	
RWN243061CF	RWC24305CF
RWN243661CF	RWC24365CF
Cabinet with Flush Front, One Fixed Shelf, and Coat Rod	
RWN183079DF	RWC18306DF
RWN183679DF	RWC18366DF
RWN184279DF	RWC18426DF
RWN243079DF	RWC24306DF
RWN243679DF	RWC24366DF
Cabinet with Flush Front, Partition, One Fixed Shelf, Four Adjustable Shelves, and Coat Rod	
RWN243079EF	RWC24306EF
RWN243679EF	RWC24366EF
Cabinet with Proud Steel Front and Coat Rod	
RWN183048AP	RWC18304AP
RWN183648AP	RWC18364AP
RWN184248AP	RWC18424AP
RWN243048AP	RWC24304AP
RWN243648AP	RWC24364AP
RWN183061AP	RWC18305AP
RWN183661AP	RWC18365AP
RWN184261AP	RWC18425AP
RWN243061AP	RWC24305AP
RWN243661AP	RWC24365AP
Cabinet with Proud Steel Front, Partition, Three Adjustable Shelves, and Coat Rod	
RWN243048BP	RWC24304BP
RWN243648BP	RWC24364BP

Cabinet with Proud Steel Front, Partition, Four Adjustable Shelves, and Coat Rod

RWN243061CP	RWC24305CP
RWN243661CP	RWC24365CP

Cabinet with Proud Steel Front, One Fixed Shelf, and Coat Rod

RWN183079DP	RWC18306DP
RWN183679DP	RWC18366DP
RWN184279DP	RWC18426DP
RWN243079DP	RWC24306DP
RWN243679DP	RWC24366DP

Cabinet with Proud Steel Front, Partition, One Fixed Shelf, Four Adjustable Shelves, and Coat Rod

RWN243079EP	RWC24306EP
RWN243679EP	RWC24366EP

Cabinet with Proud Wood Front and Coat Rod

RWN183048AW	RWC18304AW
RWN183648AW	RWC18364AW
RWN184248AW	RWC18424AW
RWN243048AW	RWC24304AW
RWN243648AW	RWC24364AW
RWN183061AW	RWC18305AW
RWN183661AW	RWC18365AW
RWN184261AW	RWC18425AW
RWN243061AW	RWC24305AW
RWN243661AW	RWC24365AW

Cabinet with Proud Wood Front, Partition, Three Adjustable Shelves, and Coat Rod

RWN243048BW	RWC24304BW
RWN243648BW	RWC24364BW

Cabinet with Proud Wood Front, Partition, Four Adjustable Shelves, and Coat Rod

RWN243061CW	RWC24305CW
RWN243661CW	RWC24365CW

Cabinet with Proud Wood Front, One Fixed Shelf, and Coat Rod

RWN183079DW	RWC18306DW
RWN183679DW	RWC18366DW
RWN184279DW	RWC18426DW
RWN243079DW	RWC24306DW
RWN243679DW	RWC24366DW

Cabinet with Proud Steel Front, Partition, One Fixed Shelf, Four Adjustable Shelves, and Coat Rod

RWN243079EW	RWC24306EW
RWN243679EW	RWC24366EW

Universal Bookcases

Old Style Number	New Style Number
Bookcases with One Adjustable Shelf	
RBN152425A	RBC15242A
RBN153025A	RBC15302A
RBN153625A	RBC15362A
RBN154225A	RBC15422A
Bookcases with Two Adjustable Shelves	
RBN152437A	RBC15243A
RBN153037A	RBC15303A
RBN153637A	RBC15363A
RBN154237A	RBC15423A
Bookcases with Three Adjustable Shelves	
RBN152451A	RBC15244A
RBN153051A	RBC15304A
RBN153651A	RBC15364A
RBN154251A	RBC15424A
Bookcases with Four Adjustable Shelves	
RBN152463A	RBC15245A
RBN153063A	RBC15305A
RBN153663A	RBC15365A
RBN154263A	RBC15425A
Bookcases with Five Adjustable Shelves	
RBN152479A	RBC15246A
RBN153079A	RBC15306A
RBN153679A	RBC15366A
RBN154279A	RBC15426A
Not all accessories style numbers have changed. Listed below are only the accessories that have new style numbers.	

Storage Tops

Old Style Number	New Style Number
Steel Security Tops, Flush Fronts	
RXTF1524	RATF1524
RXTF1530	RATF1530
RXTF1536	RATF1536
RXTF1542	RATF1542
RXTF1830F	RATF1830F
RXTF1836F	RATF1836F
RXTF1842F	RATF1842F
RXTF2430F	RATF2430F
RXTF2436F	RATF2436F
Steel Security Tops, Proud Fronts	
RXTF1830P	RATF1830P
RXTF1836P	RATF1836P
RXTF1842P	RATF1842P
RXTF2430P	RATF2430P
RXTF2436P	RATF2436P

Square Edge Tops

Old Style Number	New Style Number
Square Edge Laminate Tops for Flush Front	
RXTL1524F	RATL1524F
RXTL1530F	RATL1530F
RXTL1536F	RATL1536F
RXTL1542F	RATL1542F
RXTL1830F	RATL1830F
RXTL1836F	RATL1836F
RXTL1842F	RATL1842F
RXTL2430F	RATL2430F
RXTL2436F	RATL2436F
32T3018SE	RATL1830F
32T3618SE	RATL1836F
32T4218SE	RATL1842F
Square Edge Laminate Common Tops for Flush Front	
N.A.	RATCL1548F
N.A.	RATCL1560F
N.A.	RATCL1566F
N.A.	RATCL1572F
N.A.	RATCL1578F
N.A.	RATCL1584F
N.A.	RATCL1590F
N.A.	RATCL1596F
N.A.	RATCL15108F
32T6018SE	RATCL1860F
32T6618SE	RATCL1866F
32T7218SE	RATCL1872F
32T7818SE	RATCL1878F
32T8418SE	RATCL1884F
32T9018SE	RATCL1890F
32T9618SE	RATCL1896F
32T10818SE	RATCL18108F
N.A.	RATCL2460F
N.A.	RATCL2466F
N.A.	RATCL2472F
N.A.	RATCL2490F
N.A.	RATCL2496F
N.A.	RATCL24108F
N.A.	RATCL3048F
N.A.	RATCL3060F
N.A.	RATCL3066F
N.A.	RATCL3072F
N.A.	RATCL3078F
N.A.	RATCL3084F
N.A.	RATCL3090F
N.A.	RATCL3096F
N.A.	RATCL30108F
32T3636SE	RATCL3636F
32T7236SE	RATCL3672F
N.A.	RATCL4836F
N.A.	RATCL4872F

Storage Products Style Number Conversion List, continued

Square Edge Tops

Old Style Number	New Style Number
Square Edge Wood Veneer Tops for Flush Front	
RXTW1524F	RATW1524F
RXTW1530F	RATW1530F
RXTW1536F	RATW1536F
RXTW1542F	RATW1542F
RXTW1830F	RATW1830F
RXTW1836F	RATW1836F
RXTW1842F	RATW1842F
RXTW2430F	RATW2430F
RXTW2436F	RATW2436F
32T3018WD	RATW1830F
32T3618WD	RATW1836F
32T4218WD	RATW1842F

Square Edge Wood Common Tops for Flush Front

N.A.	RATCW1548F
N.A.	RATCW1560F
N.A.	RATCW1566F
N.A.	RATCW1572F
N.A.	RATCW1578F
N.A.	RATCW1584F
N.A.	RATCW1590F
N.A.	RATCW1596F
32T6018WD	RATCW1860F
32T6618WD	RATCW1866F
32T7218WD	RATCW1872F
32T7818WD	RATCW1878F
32T8418WD	RATCW1884F
32T9018WD	RATCW1890F
32T9618WD	RATCW1896F
N.A.	RATCW2460F
N.A.	RATCW2466F
N.A.	RATCW2472F
N.A.	RATCW2490F
N.A.	RATCW2496F
N.A.	RATCW3048F
N.A.	RATCW3060F
N.A.	RATCW3066F
N.A.	RATCW3072F
N.A.	RATCW3078F
N.A.	RATCW3084F
N.A.	RATCW3090F
N.A.	RATCW3096F

Square Edge Laminate Tops for Proud Front

RXTL1830P	RATL1830P
RXTL1836P	RATL1836P
RXTL1842P	RATL1842P
RXTL2430P	RATL2430P
RXTL2436P	RATL2436P

Square Edge Laminate Common Tops for Proud Front

N.A.	RATCL1860P
N.A.	RATCL1866P
N.A.	RATCL1872P
N.A.	RATCL1878P
N.A.	RATCL1884P
N.A.	RATCL1890P
N.A.	RATCL1896P
N.A.	RATCL18108P
N.A.	RATCL2460P
N.A.	RATCL2466P
N.A.	RATCL2472P
N.A.	RATCL2490P
N.A.	RATCL2496P
N.A.	RATCL24108P
N.A.	RATCL3636P
N.A.	RATCL3672P
N.A.	RATCL4836P
N.A.	RATCL4872P

Square Edge Wood Veneer Top for Proud Front

RXTW1830P	RATW1830P
RXTW1836P	RATW1836P
RXTW1842P	RATW1842P
RXTW2430P	RATW2430P
RXTW2436P	RATW2436P

Square Edge Wood Common Tops for Proud Front

N.A.	RATCW1860P
N.A.	RATCW1866P
N.A.	RATCW1872P
N.A.	RATCW1878P
N.A.	RATCW1884P
N.A.	RATCW1890P
N.A.	RATCW1896P
N.A.	RATCW2460P
N.A.	RATCW2466P
N.A.	RATCW2472P
N.A.	RATCW2490P
N.A.	RATCW2496P

Dividers

Old Style Number	Replacement (for use with products manufactured before October 17, 2005)	New Style Number (for use with products manufactured on or after October 17, 2005)
RXADV1506	RDV1506	RDV1506
RXADV1212	RDV1512	RDV1512
RXADV121210	RDV151210	RDV151210
RXADV121250	RDV151210	RDV151210

Counterweights

Old Style Number	Replacement (for use with products manufactured before October 17, 2005)	New Style Number (for use with products manufactured on or after October 17, 2005)
827CW	RAACW3	N.A.
837CW	RAACW5	N.A.
847CW	RAACW5	N.A.
858CW	Order service parts	N.A.
871CW	Order service parts	N.A.
RXACW1	Order service parts	RAACW1
RXACW2	Order service parts	RAACW2
RXACW3	Order service parts	RAACW3
RXACW4	Order service parts	RAACW4
RXACW5	Order service parts	RAACW5

Counterweights for Bookcases

RXACB2401	Order service parts	RAACB2401
RXACB3001	Order service parts	RAACB3001
RXACB3601	Order service parts	RAACB3601
RXACB4201	Order service parts	RAACB4201

Counterweights for CALF Pedestals

RWLGLCALF	Order service parts	N.A.
RWLTRCALF	Order service parts	N.A.

Rails

Old Style Number	Replacement (for use with products manufactured before October 17, 2005)	New Style Number (for use with products manufactured on or after October 17, 2005)
800RW15	Order service parts	800RW
RXADRL18	Order service parts	800RW
RXADRL1842	Order service parts	800RW
RXAFRL18	Order service parts	N.A.
RXAFRL24	Order service parts	N.A.
RXAFRL1842	Order service parts	N.A.
RXAFRL2442	Order service parts	N.A.

Hanging Folder Bars

Old Style Number	Replacement (for use with products manufactured before October 17, 2005)	New Style Number (for use with products manufactured on or after October 17, 2005)
130HF	RAHF30	RAHF30
136HF	RAHF36	RAHF36
142HF	RAHF42	RAHF42
RXADHFB30	Order service parts	RAHF30
RXADHFB36	Order service parts	RAHF36
RXADHFB42	Order service parts	RAHF42
RXAFHFB18	Order service parts	N.A.
RXAFHFB24	Order service parts	N.A.
RXAFHFB36	Order service parts	N.A.
RXAFHFB42	Order service parts	N.A.

Lateral File Compressors

Old Style Number	Replacement (for use with products manufactured before October 17, 2005)	New Style Number (for use with products manufactured on or after October 17, 2005)
800CW30	Order service parts	N.A.
800CW36	Order service parts	N.A.
800CW42	Order service parts	N.A.

Anchor Bracket

Old Style Number	Replacement (for use with products manufactured before October 17, 2005)	New Style Number (for use with products manufactured on or after October 17, 2005)
98769	98769	RAANBRK
RXAABP	Order service parts	RAANBRK

Accessories

Old Style Number	Replacement (for use with products manufactured before October 17, 2005)	New Style Number (for use with products manufactured on or after October 17, 2005)
X5AC00000	RPXDBT	RPXDBT
X5AE00006	RPXDPT	RPXDPT
X5AE00007	RPXDMT	RPXDMT
X5AE00009	RPXDST	RPXDST

Storage Products Style Number Conversion List, continued

Tower Posts

Old Style Number	Replacement (for use with products manufactured before October 17, 2005)	New Style Number (for use with products manufactured on or after October 17, 2005)
RXAPOST18LS	Order service parts	Order service parts
RXAPOST31LS	Order service parts	Order service parts

Fillers

Old Style Number	Replacement (for use with products manufactured before October 17, 2005)	New Style Number (for use with products manufactured on or after October 17, 2005)
UPF24	Order service parts	ULFF24P
UPF30	Order service parts	ULFF30P
TS724FLR	Order service parts	ULFF24P
TS730FLR	Order service parts	ULFF30P

Adjustable Steel Standard Shelves

Old Style Number	Replacement (for use with products manufactured before October 17, 2005)	New Style Number (for use with products manufactured on or after October 17, 2005)
RXST1524	RXSA2415	RXSA2415
RXST1530	RXSA3015	RXSA3015
N.A.	N.A.	RXSAFFT2415
RXSG1524	RXSG2415	RXSG2415
RXSG1530	RXSG3015	RXSG3015

Answer Lateral Files

Old Style Number	New Style Number	Options Required to Equal Old Style Number
Lateral Files with Two 12"H Drawers		
TS700230L	ALF18302F	
TS700236L	ALF18362F	
TS700242L	ALF18422F	
Lateral Files with Three 12"H Drawers		
TS700330L	ALF18303F	
TS700336L	ALF18363F	
TS700342L	ALF18423F	
Lateral Files with Four 12"H Drawers		
TS700430L	ALF18304F	
TS700436L	ALF18364F	
TS700442L	ALF18424F	

Old Style Number	New Style Number	Options Required to Equal Old Style Number
Lateral Files with Four 12"H Drawers and One 13½"H Lift-Up Door with Fixed Shelf		
TS700530L	ALF18305F	Roll-out shelf top opening
TS700536L	ALF18365F	Roll-out shelf top opening
TS700542L	ALF18425F	Roll-out shelf top opening

Answer Underworksurface Lateral Files

Old Style Number	New Style Number
Lateral Files with Two 12"H Drawers	
T730LFL	ALF18302AP
TS736LFL	ALF18362AP

Answer Shelves

Old Style Number	New Style Number	Recommended Alternative Style Number
TS7024SH	RSH24TAK	
TS7030SH	RSH30TAK	
TS7036SH	RSH36TAK	
TS7042SH	RSH42TAK	
TS7048SH	RSH48TAK	
TS7060SH	RSH60TAK	
TS7072SH	RSH72TAK	

Answer Full-Height Shelves	Universal Shelves for Use with Answer
TS7024S	Culled March 2007 RSH24TAK
TS7030S	Culled March 2007 RSH30TAK
TS7036S	Culled March 2007 RSH36TAK
TS7042S	Culled March 2007 RSH42TAK
TS7048S	Culled March 2007 RSH48TAK
TS7060S	Culled March 2007 RSH60TAK
TS7072S	Culled March 2007 RSH72TAK

Answer Flexible Magnetic Markerboards

Old Style Number	New Style Number
TS71530MBB	R30MBB
TS71536MBB	R36MBB
TS71542MBB	R42MBB
TS71548MBB	R48MBB

Universal Upmount Brackets for Use with Answer

Old Style Number	New Style Number
	Universal Upmount Kit for Use with Answer and Kick
N.A.	RUK24TAK
N.A.	RUK30TAK
N.A.	RUK36TAK
N.A.	RUK42TAK
N.A.	RUK48TAK
N.A.	RUK60TAK
N.A.	RUK72TAK

Upmount Bin Brackets

Order Universal storage bin with upmount brackets option

TS7024BUK	Culled March 2007—no replacement
TS7030BUK	Culled March 2007—no replacement
TS7036BUK	Culled March 2007—no replacement
TS7042BUK	Culled March 2007—no replacement
TS7048BUK	Culled March 2007—no replacement
TS7060BUK	Culled March 2007—no replacement

Answer Dividers

Old Style Number	Replacement (for use with products introduced prior to March 2007)	New Style Number (for use with products introduced in March 2007)
TS7STDIV	TS7STDIV	RDIV

Universal Overhead Bins for Use with Answer and Kick

Old Style Number	New Style Number	Options Required to Equal Old Style Number
Universal in the Case Bins without Lock	Universal In the Case Bins with Flat Fronts for Use with Answer and Kick	
JBIN24TAK	RBB24TAK	Specify non-locking option
JBIN30TAK	RBB30TAK	Specify non-locking option
JBIN36TAK	RBB36TAK	Specify non-locking option
JBIN42TAK	RBB42TAK	Specify non-locking option
JBIN48TAK	RBB48TAK	Specify non-locking option
JBIN60TAK	RBB60TAK	Specify non-locking option
JBIN72TAK	RBB72TAK	Specify non-locking option

Universal In the Case Bins with Lock	Universal In the Case Bins with Flat Fronts for Use with Answer and Kick
JBIN24LTAK	RBB24TAK
JBIN30LTAK	RBB30TAK
JBIN36LTAK	RBB36TAK
JBIN42LTAK	RBB42TAK
JBIN48LTAK	RBB48TAK
JBIN60LTAK	RBB60TAK
JBIN72LTAK	RBB72TAK

Storage Products Style Number Conversion List, continued

Old Style Number	New Style Number
Universal In the Case Bins with Flat Front Wood Doors	Universal In the Case Bins with Wood Flat Fronts for Use with Answer and Kick
JBIN24LWTAK	RBB24WTAK
JBIN30LWTAK	RBB30WTAK
JBIN36LWTAK	RBB36WTAK
JBIN42LWTAK	RBB42WTAK
JBIN48LWTAK	RBB48WTAK
JBIN60LWTAK	RBB60WTAK
JBIN72LWTAK	RBB72WTAK
	Universal Over the Case Bins with Flat Fronts for Use with Answer and Kick
N.A.	RBB24QTAK
N.A.	RBB30QTAK
N.A.	RBB36QTAK
N.A.	RBB42QTAK
N.A.	RBB48QTAK
N.A.	RBB60QTAK
N.A.	RBB72QTAK

Universal Full-Height Shelves for Use with Answer and Kick

Old Style Number	New Style Number
	Universal Shelf for Use with Answer and Kick
JSHF24TAK	RSH24TAK
JSHF30TAK	RSH30TAK
JSHF36TAK	RSH36TAK
JSHF42TAK	RSH42TAK
JSHF48TAK	RSH48TAK
JSHF60TAK	RSH60TAK
JSHF72TAK	RSH72TAK

Universal Full-Height Shelves for Use with Answer and Kick, continued

Old Style Number	New Style Number
Upmount Bin Brackets Order Universal storage bin with upmount brackets option	
C024BUK	Culled March 2007—no replacement
C030BUK	Culled March 2007—no replacement
C036BUK	Culled March 2007—no replacement
C048BUK	Culled March 2007—no replacement
C060BUK	Culled March 2007—no replacement

Universal Overhead Bins for Use with Montage

Old Style Number	New Style Number	Options Required to Equal Old Style Number
Universal In the Case Bins without Lock	Universal In the Case Bins with Flat Fronts for Use with Montage	
JBIN24MON	RBB24MON	Specify non-locking option
JBIN30MON	RBB30MON	Specify non-locking option
JBIN36MON	RBB36MON	Specify non-locking option
JBIN42MON	RBB42MON	Specify non-locking option
JBIN48MON	RBB48MON	Specify non-locking option
JBIN60MON	RBB60MON	Specify non-locking option
JBIN72MON	RBB72MON	Specify non-locking option
Universal In the Case Bins with Lock	Universal In the Case Bins with Flat Fronts for Use with Montage	
JBIN24LMON	RBB24MON	
JBIN30LMON	RBB30MON	
JBIN36LMON	RBB36MON	
JBIN42LMON	RBB42MON	
JBIN48LMON	RBB48MON	
JBIN60LMON	RBB60MON	
JBIN72LMON	RBB72MON	
Universal In the Case Bins with Wood Flat Fronts	Universal in the Case Bins with Wood Flat Fronts for Use with Montage	
JBIN24LWMON	RBB24WMON	
JBIN30LWMON	RBB30WMON	
JBIN36LWMON	RBB36WMON	
JBIN42LWMON	RBB42WMON	
JBIN48LWMON	RBB48WMON	
JBIN60LWMON	RBB60WMON	
JBIN72LWMON	RBB72WMON	
	Universal Over the Case Bins with Flat Fronts for Use with Montage	
N.A.	RBB24QMON	
N.A.	RBB30QMON	
N.A.	RBB36QMON	
N.A.	RBB42QMON	
N.A.	RBB48QMON	
N.A.	RBB60QMON	
N.A.	RBB72QMON	

Universal Full-Height Shelves for Use with Montage

Old Style Number	New Style Number
JSHF24MON	RSH24MON
JSHF30MON	RSH30MON
JSHF36MON	RSH36MON
JSHF42MON	RSH42MON
JSHF48MON	RSH48MON
JSHF60MON	RSH60MON
JSHF72MON	RSH72MON

Universal Personal Shelves

Old Style Number	New Style Number
	Universal Personal Shelves for Use with Answer and Kick
N.A.	RDS24TAK
N.A.	RDS30TAK
N.A.	RDS36TAK
N.A.	RDS42TAK
N.A.	RDS48TAK

Universal Vertical Off-Module Bracket

Old Style Number	New Style Number
N.A.	RBKVOFM

Universal Horizontal Wall Attachment Package

Old Style Number	New Style Number
N.A.	RBKHWM24
N.A.	RBKHWM30
N.A.	RBKHWM36
N.A.	RBKHWM42
N.A.	RBKHWM48
N.A.	RBKHWM60

Style Number Index

Style Number	Page	Description
800DV12	326	Dividers
800DV6	326	Dividers
800RW	326	Rail
877102002SR	451	Master Lock Tool
877102003SR	451	Standard Lock Tool
AWDR	438	Victor2 Display
AWRF254836	437	Victor2 Freestanding Unit
AWRF256036	437	Victor2 Freestanding Unit
AWRM183636	434	Victor2 Mobile Unit
AWTS	438	Victor2 Tray Shelf
DLKMK	402	Digilock Manager Key
DLKPK	402	Digilock Programming Key
DLKUK	402	Digilock User Key for ADA
FMFA	331	Floor Anchor Brackets
HDPNLCNT	424	Panel Connector Bracket
HDSTG	420	High-Density Storage
HDSTGV	423	High-Density Storage Value Package
HDWS	424	Worksurface Support Bracket
KDIV02	327	Bookends
KDIV20	327	Bookends
L52FT	428	Bottomline
L52FTCHI	428	Bottomline
L52FTS	428	Bottomline
L52FTY	428	Bottomline
L53FT	428	Bottomline
L53FTCHI	428	Bottomline
L53FTS	428	Bottomline
L53FTY	428	Bottomline
L54FT	428	Bottomline
L54FTCHI	428	Bottomline
L54FTS	428	Bottomline
L54FTY	428	Bottomline
LLL17	430	LED Linear Shelf Light
LLL17YA	430	LED Linear Shelf Light
LLL17YB	430	LED Linear Shelf Light
LLL31	430	LED Linear Shelf Light
LLL31YB	430	LED Linear Shelf Light
LLL44	431	LED Linear Shelf Light
LLL44YB	431	LED Linear Shelf Light
LLL58	431	LED Linear Shelf Light
LLL58YB	431	LED Linear Shelf Light
LOCKFR	451	Lock Cylinder
LOCKXF	451	Lock Cylinder
LS1FSC	427	Daisy Chain Cord
LS6FSC	427	Daisy Chain Cord
LSL18	429	LED Light
LSL18YA	429	LED Light
LSL18YB	429	LED Light
LSM24K	426	Standard Light
LSM24KC	426	Standard Light
LSM24KD	426	Standard Light
LSM36K	426	Standard Light
LSM36KC	426	Standard Light
LSM36KD	426	Standard Light
LSM48K	426	Standard Light

Style Number	Page	Description
LSM48KC	426	Standard Light
LSM48KD	426	Standard Light
PAB12	332	Attachment Cable
PAB12M	332	Attachment Cable
R30MBB	200, 241	Flexible Mb Surf
R36MBB	200, 241	Flexible Mb Surf
R42MBB	200, 241	Flexible Mb Surf
R48MBB	200, 241	Flexible Mb Surf
RAACB2401	330	Counterweight Package
RAACB3001	330	Counterweight Package
RAACB3601	330	Counterweight Package
RAACB4201	330	Counterweight Package
RAACT1	330	Counterweight Pkg
RAACT2	330	Counterweight Pkg
RAACT3	330	Counterweight Pkg
RAACW1	329	Counterweight Pkg
RAACW2	329	Counterweight Pkg
RAACW3	329	Counterweight Pkg
RAACW30	328	Counterweight Pkg
RAACW36	328	Counterweight Pkg
RAACW4	329	Counterweight Pkg
RAACW42	328	Counterweight Pkg
RAACW5	329	Counterweight Pkg
RAACW6	329	Counterweight Pkg
RAACW7	329	Counterweight Pkg
RAACW8	329	Counterweight Pkg
RAACWD	328	Counterweight Pkg
RAACWE	328	Counterweight Pkg
RAACWF	328	Counterweight Pkg
RAACWR	329	CW Retro Kit
RAANBRK	331	Anchor Bracket Pkg
RAFSL	306-307	File Surround
RAFSW	307-309	File Surround
RAHF30	325	Hanging Folder Bars
RAHF36	325	Hanging Folder Bars
RAHF42	325	Hanging Folder Bars
RASTDIV30	327	Shelf Div Assembly
RASTDIV36	327	Shelf Div Assembly
RASTDIV42	327	Shelf Div Assembly
RATCL	315-316	Square Edge Top
RATCL15108_	315	Square Edge Top
RATCL1548_	315	Square Edge Top
RATCL1560_	315	Square Edge Top
RATCL1566_	315	Square Edge Top
RATCL1572_	315	Square Edge Top
RATCL1578_	315	Square Edge Top
RATCL1584_	315	Square Edge Top
RATCL1590_	315	Square Edge Top
RATCL1596_	315	Square Edge Top
RATCL18108_	315	Square Edge Top
RATCL1860_	315	Square Edge Top
RATCL1866_	315	Square Edge Top
RATCL1872_	315	Square Edge Top
RATCL1878_	315	Square Edge Top
RATCL1884_	315	Square Edge Top

Style Number	Page	Description
RATCL1890_	315	Square Edge Top
RATCL1896_	315	Square Edge Top
RATCL24108_	315	Square Edge Top
RATCL2460_	315	Square Edge Top
RATCL2466_	315	Square Edge Top
RATCL2472_	315	Square Edge Top
RATCL2478_	315	Square Edge Top
RATCL2490_	315	Square Edge Top
RATCL2496_	315	Square Edge Top
RATCL30108_	316	Square Edge Top
RATCL3048_	315	Square Edge Top
RATCL3060_	315	Square Edge Top
RATCL3066_	315	Square Edge Top
RATCL3072_	316	Square Edge Top
RATCL3078_	316	Square Edge Top
RATCL3084_	316	Square Edge Top
RATCL3090_	316	Square Edge Top
RATCL3096_	316	Square Edge Top
RATCL3636_	316	Square Edge Top
RATCL3672_	316	Square Edge Top
RATCL4836_	316	Square Edge Top
RATCL4872_	316	Square Edge Top
RATCTHAD	257	Common Top
RATCTMHAD	263	Common Top
RATCW	317-319	Square Edge Top
RATCW1548_	317-318	Square Edge Top
RATCW1560_	317-318	Square Edge Top
RATCW1566_	317-318	Square Edge Top
RATCW1572_	317-318	Square Edge Top
RATCW1578_	317-318	Square Edge Top
RATCW1584_	317-318	Square Edge Top
RATCW1590_	317-318	Square Edge Top
RATCW1596_	317-318	Square Edge Top
RATCW1860_	317, 319	Square Edge Top
RATCW1866_	317, 319	Square Edge Top
RATCW1872_	317, 319	Square Edge Top
RATCW1878_	317, 319	Square Edge Top
RATCW1884_	317, 319	Square Edge Top
RATCW1890_	317, 319	Square Edge Top
RATCW1896_	317, 319	Square Edge Top
RATCW2460_	317, 319	Square Edge Top
RATCW2466_	317, 319	Square Edge Top
RATCW2472_	317, 319	Square Edge Top
RATCW2490_	317, 319	Square Edge Top
RATCW2496_	317, 319	Square Edge Top
RATCW3048_	317, 319	Square Edge Top
RATCW3060_	317, 319	Square Edge Top
RATCW3066_	317, 319	Square Edge Top
RATCW3072_	317, 319	Square Edge Top
RATCW3078_	317, 319	Square Edge Top
RATCW3084_	317, 319	Square Edge Top
RATCW3090_	317, 319	Square Edge Top
RATCW3096_	318-319	Square Edge Top
RATF1524	312	Steel Security Top
RATF1530	312	Steel Security Top

Style Number	Page	Description
RATF1536	312	Steel Security Top
RATF1542	312	Steel Security Top
RATF1830F	312	Steel Security Top
RATF1830P	312	Steel Security Top
RATF1836F	312	Steel Security Top
RATF1836P	312	Steel Security Top
RATF1842F	312	Steel Security Top
RATF1842P	312	Steel Security Top
RATF2430F	312	Steel Security Top
RATF2430P	312	Steel Security Top
RATF2436F	312	Steel Security Top
RATF2436P	312	Steel Security Top
RATL1524_	314	Square Edge Top
RATL1530_	314	Square Edge Top
RATL1536_	314	Square Edge Top
RATL1542_	314	Square Edge Top
RATL1830_	314	Square Edge Top
RATL1836_	314	Square Edge Top
RATL1842_	314	Square Edge Top
RATL2430_	314	Square Edge Top
RATL2436_	314	Square Edge Top
RATW1524_	316, 318	Square Edge Top
RATW1530_	316, 318	Square Edge Top
RATW1536_	316, 318	Square Edge Top
RATW1542_	316, 318	Square Edge Top
RATW1830_	316, 318	Square Edge Top
RATW1836_	316, 318	Square Edge Top
RATW1842_	316, 318	Square Edge Top
RATW2430_	316, 318	Square Edge Top
RATW2436_	316, 318	Square Edge Top
RBB24LMON	232	Univ In the Case Bin
RBB24LTAK	232	U In the Case Bin
RBB24MON	231	Univ In the Case Bin
RBB24QMON	229	Univ Over the Case Bin
RBB24QTAK	229	U Ovr the Case Bin
RBB24TAK	231	U In the Case Bin
RBB24WMON	233	Univ In the Case Bin
RBB24WTAK	232-233	U In the Case Bin
RBB30LMON	232	Univ In the Case Bin
RBB30LTAK	232	U In the Case Bin
RBB30MON	231	Univ In the Case Bin
RBB30QMON	229	Univ Over the Case Bin
RBB30QTAK	229	U Ovr the Case Bin
RBB30TAK	231	U In the Case Bin
RBB30WMON	233	Univ In the Case Bin
RBB30WTAK	232-233	U In the Case Bin
RBB36LMON	232	Univ In the Case Bin
RBB36LTAK	232	U In the Case Bin
RBB36MON	231	Univ In the Case Bin
RBB36QMON	229	Univ Over the Case Bin
RBB36QTAK	229	U Ovr the Case Bin
RBB36TAK	231	U In the Case Bin
RBB36WMON	233	Univ In the Case Bin
RBB36WTAK	232-233	U In the Case Bin
RBB42LMON	232	Univ In the Case Bin

Style Number Index, continued

Style Number	Page	Description
RBB42LTAK	232	U In the Case Bin
RBB42MON	231	Univ In the Case Bin
RBB42QMON	229	Univ Over the Case Bin
RBB42QTAK	229	U Ovr the Case Bin
RBB42TAK	231	U In the Case Bin
RBB42WMON	233	Univ In the Case Bin
RBB42WTAK	232-233	U In the Case Bin
RBB48LMON	232	Univ In the Case Bin
RBB48LTAK	232	U In the Case Bin
RBB48MON	231	Univ In the Case Bin
RBB48QMON	229	Univ Over the Case Bin
RBB48QTAK	229	U Ovr the Case Bin
RBB48TAK	231	U In the Case Bin
RBB48WMON	233	Univ In the Case Bin
RBB48WTAK	232-233	U Ovr the Case Bin
RBB60LMON	232	Univ In the Case Bin
RBB60LTAK	232	U In the Case Bin
RBB60MON	231	Univ In the Case Bin
RBB60QMON	229	Univ Over the Case Bin
RBB60QTAK	229	U Ovr the Case Bin
RBB60TAK	231	U In the Case Bin
RBB60WMON	233	Univ In the Case Bin
RBB60WTAK	232-233	U In the Case Bin
RBB66LMON	232	Univ In the Case Bin
RBB66LTAK	232	U In the Case Bin
RBB66MON	231	Univ In the Case Bin
RBB66QMON	229	Univ Over the Case Bin
RBB66QTAK	229	U Ovr the Case Bin
RBB66TAK	231	U In the Case Bin
RBB66WMON	233	Univ In the Case Bin
RBB66WTAK	232-233	U In the Case Bin
RBB72LMON	232	Univ In the Case Bin
RBB72LTAK	232	U In the Case Bin
RBB72MON	231	Univ In the Case Bin
RBB72QMON	229	Univ Over the Case Bin
RBB72QTAK	229	U Ovr the Case Bin
RBB72TAK	231	U In the Case Bin
RBB72WMON	233	Univ In the Case Bin
RBB72WTAK	232-233	U In the Case Bin
RBC15242A	301	Univ Bookcase
RBC15243A	301	Univ Bookcase
RBC15244A	301	Univ Bookcase
RBC15245A	301	Univ Bookcase
RBC15246A	301	Univ Bookcase
RBC15302A	301	Univ Bookcase
RBC15303A	301	Univ Bookcase
RBC15304A	301	Univ Bookcase
RBC15305A	301	Univ Bookcase
RBC15306A	301	Univ Bookcase
RBC15362A	301	Univ Bookcase
RBC15363A	301	Univ Bookcase
RBC15364A	301	Univ Bookcase
RBC15365A	301	Univ Bookcase
RBC15366A	301	Univ Bookcase
RBC15422A	301	Univ Bookcase

Style Number	Page	Description
RBC15423A	301	Univ Bookcase
RBC15424A	301	Univ Bookcase
RBC15425A	301	Univ Bookcase
RBC15426A	301	Univ Bookcase
RBKHWM24	236	Wall Bracket
RBKHWM30	236	Wall Bracket
RBKHWM36	236	Wall Bracket
RBKHWM42	236	Wall Bracket
RBKHWM48	236	Wall Bracket
RBKHWM60	236	Wall Bracket
RBKHWM72	236	Wall Bracket
RBKVOFM	237	Vert OM Brkt
RCC18304A	291	Univ Combination Cabinet
RCC18304D	291	Univ Combination Cabinet
RCC18305E	292	Univ Combination Cabinet
RCC18305H	292	Univ Combination Cabinet
RCC18305J	292	Univ Combination Cabinet
RCC18305M	292	Univ Combination Cabinet
RCC18306N	293	Univ Combination Cabinet
RCC18306R	293	Univ Combination Cabinet
RCC18306S	293	Univ Combination Cabinet
RCC18306V	293	Univ Combination Cabinet
RCC18364A	291	Univ Combination Cabinet
RCC18364D	291	Univ Combination Cabinet
RCC18365E	292	Univ Combination Cabinet
RCC18365H	292	Univ Combination Cabinet
RCC18365J	292	Univ Combination Cabinet
RCC18365M	292	Univ Combination Cabinet
RCC18366N	293	Univ Combination Cabinet
RCC18366R	293	Univ Combination Cabinet
RCC18366S	293	Univ Combination Cabinet
RCC18366V	293	Univ Combination Cabinet
RCC18424A	291	Univ Combination Cabinet
RCC18424D	291	Univ Combination Cabinet
RCC18425E	292	Univ Combination Cabinet
RCC18425H	292	Univ Combination Cabinet
RCC18425J	292	Univ Combination Cabinet
RCC18425M	292	Univ Combination Cabinet
RCC18426N	293	Univ Combination Cabinet
RCC18426R	293	Univ Combination Cabinet
RCC18426S	293	Univ Combination Cabinet
RCC18426V	293	Univ Combination Cabinet
RCC24304A	291	Univ Combination Cabinet
RCC24304D	291	Univ Combination Cabinet
RCC24305E	292	Univ Combination Cabinet
RCC24305H	292	Univ Combination Cabinet
RCC24305J	292	Univ Combination Cabinet
RCC24305M	292	Univ Combination Cabinet
RCC24306N	293	Univ Combination Cabinet
RCC24306R	293	Univ Combination Cabinet
RCC24306S	293	Univ Combination Cabinet
RCC24306V	293	Univ Combination Cabinet
RCC24364A	291	Univ Combination Cabinet
RCC24364D	291	Univ Combination Cabinet
RCC24365E	292	Univ Combination Cabinet

Style Number	Page	Description	Style Number	Page	Description
RCC24365H	292	Univ Combination Cabinet	RLF18303	287	Univ Lat File
RCC24365J	292	Univ Combination Cabinet	RLF18304	287	Univ Lat File
RCC24365M	292	Univ Combination Cabinet	RLF18305	287	Univ Lat File
RCC24366N	293	Univ Combination Cabinet	RLF18361	247	U One-High Lat File
RCC24366R	293	Univ Combination Cabinet	RLF18361A	247	U 1.5-High Lat File
RCC24366S	293	Univ Combination Cabinet	RLF18361B	248	U 1.5-High Lat File
RCC24366V	293	Univ Combination Cabinet	RLF18361C	248	U 1.5-High Lat File
RCHE1715	224	Bsc Cushion E	RLF18361D	248	U 1.5-High Lat File
RCHE1830	252	Bsc Cushion E	RLF18362	248	U Lat File
RCHE1836	252	Bsc Cushion E	RLF18363	287	Univ Lat File
RCHE1842	252	Bsc Cushion E	RLF18364	287	Univ Lat File
RCHE1915	195	Basic Cushion Enhanced	RLF18365	287	Univ Lat File
RCHE2215	195	Basic Cushion Enhanced	RLF18421	247	U One-High Lat File
RCHE2315	224	Bsc Cushion E	RLF18421A	247	U 1.5-High Lat File
RCHE2430	252	Bsc Cushion E	RLF18421B	248	U 1.5-High Lat File
RCHE2436	252	Bsc Cushion E	RLF18421C	248	U 1.5-High Lat File
RDD182448LA	272	U Dual Door Tower	RLF18421D	248	U 1.5-High Lat File
RDD182448LB	272	U Dual Door Tower	RLF18422	248	U Lat File
RDD182448RA	274	U Dual Door Tower	RLF18423	287	Univ Lat File
RDD182448RB	274	U Dual Door Tower	RLF18424	287	Univ Lat File
RDD18244LA	272	U Dual Door Tower	RLF18425	287	Univ Lat File
RDD18244LB	273	U Dual Door Tower	RLF24301A	247	U 1.5-High Lat File
RDD18244RA	274	U Dual Door Tower	RLF24301B	248	U 1.5-High Lat File
RDD18244RB	275	U Dual Door Tower	RLF24301C	248	U 1.5-High Lat File
RDD18245LC	273	U Dual Door Tower	RLF24301D	248	U 1.5-High Lat File
RDD18245LD	273	U Dual Door Tower	RLF24302	248	U Lat File
RDD18245RC	275	U Dual Door Tower	RLF24303	287	Univ Lat File
RDD18245RD	275	U Dual Door Tower	RLF24304	287	Univ Lat File
RDD242448LA	272	U Dual Door Tower	RLF24305	287	Univ Lat File
RDD242448LB	272	U Dual Door Tower	RLF24361A	247	U 1.5-High Lat File
RDD242448RA	274	U Dual Door Tower	RLF24361B	248	U 1.5-High Lat File
RDD242448RB	274	U Dual Door Tower	RLF24361C	248	U 1.5-High Lat File
RDD24244LA	272	U Dual Door Tower	RLF24361D	248	U 1.5-High Lat File
RDD24244LB	273	U Dual Door Tower	RLF24362	248	U Lat File
RDD24244RA	274	U Dual Door Tower	RLF24363	287	Univ Lat File
RDD24244RB	275	U Dual Door Tower	RLF24364	287	Univ Lat File
RDD24245LC	273	U Dual Door Tower	RLF24365	287	Univ Lat File
RDD24245LD	273	U Dual Door Tower	RLK181242L	279	U Personal Storage Locker
RDD24245RC	275	U Dual Door Tower	RLK181242R	279	U Personal Storage Locker
RDD24245RD	275	U Dual Door Tower	RLK181248L	279	U Personal Storage Locker
RDIV	236	Dividers	RLK181248R	279	U Personal Storage Locker
RDS24TAK	235	U Personal Shelf	RLK181252L	279	U Personal Storage Locker
RDS30TAK	235	U Personal Shelf	RLK181252R	279	U Personal Storage Locker
RDS36TAK	235	U Personal Shelf	RLK181265L	279	U Personal Storage Locker
RDS42TAK	235	U Personal Shelf	RLK181265R	279	U Personal Storage Locker
RDS48TAK	235	U Personal Shelf	RLK1815522CL	282	U Multi-Door Locker
RDV1506	190, 324	Dividers	RLK1815522CR	282	U Multi-Door Locker
RDV1512	190, 324	Dividers	RLK1815523CL	283	U Multi-Door Locker
RDV151210	190, 324	Dividers	RLK1815523CR	283	U Multi-Door Locker
RLF18301	247	U One-High Lat File	RLK1815652CL	282	U Multi-Door Locker
RLF18301A	247	U 1.5-High Lat File	RLK1815652CR	282	U Multi-Door Locker
RLF18301B	248	U 1.5-High Lat File	RLK1815653CL	283	U Multi-Door Locker
RLF18301C	248	U 1.5-High Lat File	RLK1815653CR	283	U Multi-Door Locker
RLF18301D	248	U 1.5-High Lat File	RLK1818522CL	282	U Multi-Door Locker
RLF18302	248	U Lat File	RLK1818522CR	282	U Multi-Door Locker

Style Number Index, continued

Style Number	Page	Description
RLK1818523CL	283	U Multi-Door Locker
RLK1818523CR	283	U Multi-Door Locker
RLK1818652CL	282	U Multi-Door Locker
RLK1818652CR	282	U Multi-Door Locker
RLK1818653CL	283	U Multi-Door Locker
RLK1818653CR	283	U Multi-Door Locker
RLK18942L	279	U Personal Storage Locker
RLK18942R	278	U Personal Storage Locker
RLK18948L	279	U Personal Storage Locker
RLK18948R	278	U Personal Storage Locker
RLK18952L	279	U Personal Storage Locker
RLK18952R	278	U Personal Storage Locker
RLK18965L	279	U Personal Storage Locker
RLK18965R	278	U Personal Storage Locker
RLK241242L	279	U Personal Storage Locker
RLK241242R	279	U Personal Storage Locker
RLK241248L	279	U Personal Storage Locker
RLK241248R	279	U Personal Storage Locker
RLK241252L	279	U Personal Storage Locker
RLK241252R	279	U Personal Storage Locker
RLK241265L	279	U Personal Storage Locker
RLK241265R	279	U Personal Storage Locker
RLK2415522CL	282	U Multi-Door Locker
RLK2415522CR	282	U Multi-Door Locker
RLK2415523CL	283	U Multi-Door Locker
RLK2415523CR	283	U Multi-Door Locker
RLK2415652CL	282	U Multi-Door Locker
RLK2415652CR	282	U Multi-Door Locker
RLK2415653CL	283	U Multi-Door Locker
RLK2415653CR	283	U Multi-Door Locker
RLK2418522CL	282	U Multi-Door Locker
RLK2418522CR	282	U Multi-Door Locker
RLK2418523CL	283	U Multi-Door Locker
RLK2418523CR	283	U Multi-Door Locker
RLK2418652CL	282	U Multi-Door Locker
RLK2418652CR	282	U Multi-Door Locker
RLK2418653CL	283	U Multi-Door Locker
RLK2418653CR	283	U Multi-Door Locker
RLK24942L	279	U Personal Storage Locker
RLK24942R	278	U Personal Storage Locker
RLK24948L	279	U Personal Storage Locker
RLK24948R	278	U Personal Storage Locker
RLK24952L	279	U Personal Storage Locker
RLK24952R	278	U Personal Storage Locker
RLK24965L	279	U Personal Storage Locker
RLK24965R	278	U Personal Storage Locker
RPCW	218	U Ped Counterwght
RPDC1830	251	Cushion Top
RPDC1836	251	Cushion Top
RPDC1842	251	Cushion Top
RPDC2430	251	Cushion Top
RPDC2436	251	Cushion Top
RPF1827A	217	U Fixed Pedestal
RPF1827B	217	U Fixed Pedestal
RPF2427A	217	U Fixed Pedestal

Style Number	Page	Description
RPF2427B	217	U Fixed Pedestal
RPF3027A	217	U Fixed Pedestal
RPF3027B	217	U Fixed Pedestal
RPM1821C	223	U Mobile Pedestal
RPM1827A	223	U Mobile Pedestal
RPM1827B	223	U Mobile Pedestal
RPM2421C	223	U Mobile Pedestal
RPM2427A	223	U Mobile Pedestal
RPM2427B	223	U Mobile Pedestal
RPULL15W	328	Wood Drawer Pull
RPULL30W	328	Wood Drawer Pull
RPULL36W	328	Wood Drawer Pull
RPULL42W	328	Wood Drawer Pull
RPXCK2718F	219	U Conv Kit
RPXCK2718P	219	U Conv Kit
RPXCK2724F	219	U Conv Kit
RPXCK2724P	219	U Conv Kit
RPXCK2730F	219	U Conv Kit
RPXCK2730P	219	U Conv Kit
RPXDPT	190, 325	Pencil Tray
RPXDRS	325	Reference Shelf
RPXFBHAD	259	Filler
RPXFHAD	259	Filler
RPXFBMHAD	265	Filler
RPXFMHAD	265	Filler
RPXFMONFP	218	Univ Ped Filler
RPXFMONPP	218	Univ Ped Filler
RPXFMONPPOM	218	Univ Ped Filler
RPXFTAKFP	218	U Fil Prd Frnt Ped
RPXFTAKPP	218	U Fil Prd Frnt Ped
RPXSBHAD	258	Shroud
RPXSHAD	258	Shroud
RPXSMBHAD	264	Shroud
RPXSMHAD	264	Shroud
RPXTC24F	223	U Ped Cushion Top
RPXTC24P	223	U Ped Cushion Top
RPXTCH24F	223	U Ped Cushion Top
RPXTCH24P	223	U Ped Cushion Top
RQS182448LA	268	U Open Side Tower
RQS182448RA	269	U Open Side Tower
RQS18244LA	268	U Open Side Tower
RQS18244RA	269	U Open Side Tower
RQS18245LC	268	U Open Side Tower
RQS18245RC	269	U Open Side Tower
RQS242448LA	268	U Open Side Tower
RQS242448RA	269	U Open Side Tower
RQS24244LA	268	U Open Side Tower
RQS24244RA	269	U Open Side Tower
RQS24245LC	268	U Open Side Tower
RQS24245RC	269	U Open Side Tower
RSB36LMON	227	Univ Sliding Door Bin W/Wood Frnt
RSB36LTAK	227	U Sld Dr Bin Lam Frnt
RSB36MON	227	Univ Sliding Door Bin w/Steel Frnt
RSB36TAK	227	U Sldg Dr Bin Stl Frnt
RSB36WMON	227	Univ Sliding Door Bin w/Wood Frnt

Style Number	Page	Description
RSB36WTAK	227	U Sldg Dr Bin Wd Frnt
RSB42LMON	227	Univ Sliding Door Bin W/Wood Frnt
RSB42LTAK	227	U Sld Dr Bin Lam Frnt
RSB42MON	227	Univ Sliding Door Bin w/Steel Frnt
RSB42TAK	227	U Sldg Dr Bin Stl Frnt
RSB42WMON	227	Univ Sliding Door Bin w/Wood Frnt
RSB42WTAK	227	U Sldg Dr Bin Wd Frnt
RSB48LMON	227	Univ Sliding Door Bin W/Wood Frnt
RSB48LTAK	227	U Sld Dr Bin Lam Frnt
RSB48MON	227	Univ Sliding Door Bin w/Steel Frnt
RSB48TAK	227	U Sldg Dr Bin Stl Frnt
RSB48WMON	227	Univ Sliding Door Bin w/Wood Frnt
RSB48WTAK	227	U Sldg Dr Bin Wd Frnt
RSB60LMON	227	Univ Sliding Door Bin W/Wood Frnt
RSB60LTAK	227	U Sld Dr Bin Lam Frnt
RSB60MON	227	Univ Sliding Door Bin w/Steel Frnt
RSB60TAK	227	U Sldg Dr Bin Stl Frnt
RSB60WMON	227	Univ Sliding Door Bin w/Wood Frnt
RSB60WTAK	227	U Sldg Dr Bin Wd Frnt
RSB66LMON	227	Univ Sliding Door Bin W/Wood Frnt
RSB66LTAK	227	U Sld Dr Bin Lam Frnt
RSB66MON	227	Univ Sliding Door Bin w/Steel Frnt
RSB66TAK	227	U Sldg Dr Bin Stl Frnt
RSB66WMON	227	Univ Sliding Door Bin w/Wood Frnt
RSB66WTAK	227	U Sldg Dr Bin Wd Frnt
RSB72LMON	227	Univ Sliding Door Bin W/Wood Frnt
RSB72LTAK	227	U Sld Dr Bin Lam Frnt
RSB72MON	227	Univ Sliding Door Bin w/Steel Frnt
RSB72TAK	227	U Sldg Dr Bin Stl Frnt
RSB72WMON	227	Univ Sliding Door Bin w/Wood Frnt
RSB72WTAK	227	U Sldg Dr Bin Wd Frnt
RSC18301A	247	U One-High Lat File
RSC18302A	297	Univ Storage Cabinet
RSC18303C	297	Univ Storage Cabinet
RSC18304F	297	Univ Storage Cabinet
RSC18305K	297	Univ Storage Cabinet
RSC18306Q	298	Univ Storage Cabinet
RSC18361A	247	U One-High Lat File
RSC18362A	297	Univ Storage Cabinet
RSC18363C	297	Univ Storage Cabinet
RSC18364F	297	Univ Storage Cabinet
RSC18365K	297	Univ Storage Cabinet
RSC18366Q	298	Univ Storage Cabinet
RSC18421A	247	U One-High Lat File
RSC18422A	297	Univ Storage Cabinet
RSC18423C	297	Univ Storage Cabinet
RSC18424F	297	Univ Storage Cabinet
RSC18425K	297	Univ Storage Cabinet
RSC18426Q	298	Univ Storage Cabinet
RSC24302A	297	Univ Storage Cabinet
RSC24303C	297	Univ Storage Cabinet
RSC24304F	297	Univ Storage Cabinet
RSC24305K	297	Univ Storage Cabinet
RSC24306Q	298	Univ Storage Cabinet
RSC24362A	297	Univ Storage Cabinet

Style Number	Page	Description
RSC24363C	297	Univ Storage Cabinet
RSC24364F	297	Univ Storage Cabinet
RSC24365K	297	Univ Storage Cabinet
RSC24366Q	298	Univ Storage Cabinet
RSCBHAD	255	Univ 1.5 High Open Lat
RSCHAD	255	Univ One-High Open Lat
RSCMBHAD	261	Univ 1.5 High Open Lat
RSCMHAD	261	Univ One-High Open Lat
RSH24MON	234	Univ Shelf
RSH24TAK	234	U Shelf
RSH30MON	234	Univ Shelf
RSH30TAK	234	U Shelf
RSH36MON	234	Univ Shelf
RSH36TAK	234	U Shelf
RSH42MON	234	Univ Shelf
RSH42TAK	234	U Shelf
RSH48MON	234	Univ Shelf
RSH48TAK	234	U Shelf
RSH60MON	234	Univ Shelf
RSH60TAK	234	U Shelf
RSH72MON	234	Univ Shelf
RSH72TAK	234	U Shelf
RSS24MON	242	Slim Shelf
RSS24TAK	242	Slim Shelf
RSS30MON	242	Slim Shelf
RSS30TAK	242	Slim Shelf
RSS36MON	242	Slim Shelf
RSS36TAK	242	Slim Shelf
RSS42MON	242	Slim Shelf
RSS42TAK	242	Slim Shelf
RSS48MON	242	Slim Shelf
RSS48TAK	242	Slim Shelf
RSS60MON	242	Slim Shelf
RSS60TAK	242	Slim Shelf
RSS72MON	242	Slim Shelf
RSS72TAK	242	Slim Shelf
RSS96MON	242	Slim Shelf
RSS96TAK	242	Slim Shelf
RUK24TAK	238	Stnd OH Upmnt Pkg
RUK30TAK	238	Stnd OH Upmnt Pkg
RUK36TAK	238	Stnd OH Upmnt Pkg
RUK42TAK	238	Stnd OH Upmnt Pkg
RUK48TAK	238	Stnd OH Upmnt Pkg
RUK60TAK	238	Stnd OH Upmnt Pkg
RUK72TAK	238	Stnd OH Upmnt Pkg
RWC24304A	298	Univ Storage Cabinet
RWC24304B	298	Univ Storage Cabinet
RWC24305A	298	Univ Storage Cabinet
RWC24305C	299	Univ Storage Cabinet
RWC24306D	298	Univ Storage Cabinet
RWC24364A	298	Univ Storage Cabinet
RWC24364B	298	Univ Storage Cabinet
RWC24365A	298	Univ Storage Cabinet
RWC24365C	299	Univ Storage Cabinet
RWC24366D	298	Univ Storage Cabinet

Style Number Index, continued

Style Number	Page	Description
RXADRL15	190, 324	Rails
RXADRL24	326	Rails
RXADRL2442	326	Rails
RXSA1524	323	Univ Storage Cabinet
RXSA1530	323	Adjustable Steel Standard Shelf
RXSA1536	323	Adjustable Steel Standard Shelf
RXSA1542	323	Adjustable Steel Standard Shelf
RXSA1830	323	Adjustable Steel Standard Shelf
RXSA1836	323	Adjustable Steel Standard Shelf
RXSA1842	323	Adjustable Steel Standard Shelf
RXSA2415	322	Adj Steel Std Shelf
RXSA2424	323	Adjustable Steel Standard Shelf
RXSA2430	323	Adjustable Steel Standard Shelf
RXSA2436	323	Adjustable Steel Standard Shelf
RXSA3015	322	Adj Steel Std Shelf
RXSAFFT2415	322	Adj Steel Std Shelf
RXSG2415	322	Adjustable Glass Shelf
RXSG3015	322	Adjustable Glass Shelf
SNGLKRBN	415	Locker Bin
SNGLKRBP	409	WorkValet Surround
SNGLKRBPLB	409	WorkValet Surround
SNGLKRCT	411	WorkValet Surround
SNGLKRD10	350	WorkValet Locker
SNGLKRD10LB	384	WorkValet Locker
SNGLKRD2	344-345	WorkValet Locker
SNGLKRD2D	356	WorkValet Locker
SNGLKRD2DLB	391	WorkValet Locker
SNGLKRD2LB	378-379	WorkValet Locker
SNGLKRD2S	362-363	WorkValet Locker
SNGLKRD2SLB	396-397	WorkValet Locker
SNGLKRD4	346-347	WorkValet Locker
SNGLKRD4D	357	WorkValet Locker
SNGLKRD4DLB	392	WorkValet Locker
SNGLKRD4LB	380-381	WorkValet Locker
SNGLKRD4S	364	WorkValet Locker
SNGLKRD4SLB	398	WorkValet Locker
SNGLKRD6	348	WorkValet Locker
SNGLKRD6D	358	WorkValet Locker
SNGLKRD6DLB	393	WorkValet Locker
SNGLKRD6LB	382	WorkValet Locker
SNGLKRD6S	365	WorkValet Locker
SNGLKRD6SLB	399	WorkValet Locker
SNGLKRD8	349	WorkValet Locker
SNGLKRD8D	359	WorkValet Locker
SNGLKRD8DLB	393	WorkValet Locker
SNGLKRD8LB	383	WorkValet Locker
SNGLKRD8S	366	WorkValet Locker
SNGLKREP	407	WorkValet Surround
SNGLKREPLB	407	WorkValet Surround
SNGLKRLB	403	Leg Base
SNGLKRNB	416	Sheets of Numbers
SNGLKRPC	412	Plinth Cover
SNGLKRPERSHLF	415	Personal Freestanding Shelf
SNGLKRPLTR	414	Top Panel
SNGLKRS1	337-338	WorkValet Locker

Style Number	Page	Description
SNGLKRS1D	354	WorkValet Locker
SNGLKRS1DLB	389	WorkValet Locker
SNGLKRS1LB	371-372	WorkValet Locker
SNGLKRS2	339-340	WorkValet Locker
SNGLKRS2D	354	WorkValet Locker
SNGLKRS2DLB	389	WorkValet Locker
SNGLKRS2LB	373-374	WorkValet Locker
SNGLKRS3	341	WorkValet Locker
SNGLKRS3D	355	WorkValet Locker
SNGLKRS3DLB	390	WorkValet Locker
SNGLKRS3LB	375	WorkValet Locker
SNGLKRS4	342	WorkValet Locker
SNGLKRS4D	355	WorkValet Locker
SNGLKRS4DLB	390	WorkValet Locker
SNGLKRS4LB	376	WorkValet Locker
SNGLKRS5	343	WorkValet Locker
SNGLKRS5LB	377	WorkValet Locker
SNGLKRSHFD	401	Adjustable Shelf
SNGLKRSHFS	401	Adjustable Shelf
SNGLKRSP	413	Network Lock Spacer
SNGLKRTP	405	WorkValet Surround
TS2CW	188	
TS2CW1	205	Counterweight Pkg
TS2CW2	205	Counterweight Pkg
TS2F130A	203	Freestanding Lat File
TS2F130B	203	Freestanding Lat File
TS2F136A	203	Freestanding Lat File
TS2F136B	203	Freestanding Lat File
TS2F230UL	202	Under-Wksf Lat File
TS2F236UL	202	Under-Wksf Lat File
TS2FDV	204	Lat File Dwr Div
TS2FFTBR	205	Lateral File Rail
TS2FHF30	204	Lat File Frame
TS2FHF30A	204	Lat File Frame
TS2FHF36	204	Lat File Frame
TS2FILE	199	Mobile File Center
TS2FILLER	187	Pedestal Filler
TS2INT	189	
TS2LOCKER1B	209	TS Series Single Locker
TS2LOCKER2B	210	TS Series Double Locker
TS2LOCKER4B	211	TS Series Quad Locker
TS2LOCKERCUB1B	212	TS Series Single Cubby Locker
TS2LOCKERCUB2B	213	TS Series Double Cubby Locker
TS2PBBF22M	191	Mobile Ped
TS2PBBF22U	186	Under-Wksf Ped
TS2PBBF28U	186	Under-Wksf Ped
TS2PBDD	196	Box Dwr Divider
TS2PBF19M	191	Mobile Ped
TS2PBF22M	191	Mobile Ped
TS2PBF22MC	193	Mobile Ped
TS2PBF22MCH	193	Mobile Ped
TS2PFDD	196	File Dwr Divider
TS2PFF22M	191	Mobile Ped
TS2PFF22U	186	Under-Wksf Ped
TS2PFF28U	186	Under-Wksf Ped

Style Number	Page	Description
--------------	------	-------------

TS2PPT	196	Pencil Tray
TS2SLIM	194	Slim Mobile Ped
TS2TDME	207	Tower Too Dome
TS2TW54LC	206	Tower Too
TS2TW54LSC	206	Tower Too
TS2TW54RC	206	Tower Too
TS2TW54RSC	206	Tower Too
TS2TW66LC	206	Tower Too
TS2TW66LSC	206	Tower Too
TS2TW66RC	206	Tower Too
TS2TW66RSC	206	Tower Too
TS2TWR54L	206	Tower Too
TS2TWR54LS	206	Tower Too
TS2TWR54R	206	Tower Too
TS2TWR54RS	206	Tower Too
TS2TWR66L	206	Tower Too
TS2TWR66LS	206	Tower Too
TS2TWR66R	206	Tower Too
TS2TWR66RS	206	Tower Too
TS2TWR548L	207	Tower Too
TS2TWR548LS	207	Tower Too
TS2TWR548R	207	Tower Too
TS2TWR548RS	207	Tower Too
TS2TWR554L	207	Tower Too
TS2TWR554LS	207	Tower Too
TS2TWR554R	207	Tower Too
TS2TWR554RS	207	Tower Too
TS2TWR566L	207	Tower Too
TS2TWR566LS	207	Tower Too
TS2TWR566R	207	Tower Too
TS2TWR566RS	207	Tower Too
TS2TWS48LC	207	Tower Too
TS2TWS48LSC	207	Tower Too
TS2TWS48RC	207	Tower Too
TS2TWS48RSC	207	Tower Too
TS2TWS54LC	207	Tower Too
TS2TWS54LSC	207	Tower Too
TS2TWS54RC	207	Tower Too
TS2TWS54RSC	207	Tower Too
TS2TWS66LC	207	Tower Too
TS2TWS66LSC	207	Tower Too
TS2TWS66RC	207	Tower Too
TS2TWS66RSC	207	Tower Too
TS71824TB	240	TB Use w/Wall Chan
TS71830TB	240	TB Use w/Wall Chan
TS71836TB	240	TB Use w/Wall Chan
TS71842TB	240	TB Use w/Wall Chan
TS71848TB	240	TB Use w/Wall Chan
TS71860TB	240	TB Use w/Wall Chan
TS71872TB	240	TB Use w/Wall Chan
TS742HB	239	Horiz Brace
TS748HB	239	Horiz Brace
TS760HB	239	Horiz Brace
TS772HB	239	Horiz Brace
TS7BSWHC	239	Wall Channels

Style Number	Page	Description
--------------	------	-------------

TS7PVWM	432	Vertical Wire Mgr
TS7STDIV	237	Dividers
TSASHCL24	201	Kick Common Shelf
TSASHCL30	201	Kick Common Shelf
TSASHCL36	201	Kick Common Shelf
TSASHCL42	201	Kick Common Shelf
TSASHCL48	201	Kick Common Shelf
TSASLCL24	201	Kick Common Shelf
TSASLCL30	201	Kick Common Shelf
TSASLCL36	201	Kick Common Shelf
TSASLCL42	201	Kick Common Shelf
TSASLCL48	201	Kick Common Shelf
TSASUB24L	200	Kick Bin
TSASUB30L	200	Kick Bin
TSASUB36L	200	Kick Bin
TSASUB42L	200	Kick Bin
TSASUB48L	200	Kick Bin
TSASUB60L	200	Kick Bin
TSASUB72L	200	Kick Bin
TSBST1830	321	Square Edge Top
TSBST1836	321	Square Edge Top
TSBST1842	321	Square Edge Top
TSBST1848	321	Square Edge Top
TSBST1854	321	Square Edge Top
TSBST1860	321	Square Edge Top
TSBST1866	321	Square Edge Top
TSBST1872	321	Square Edge Top
TSBST1878	321	Square Edge Top
TSBST1884	321	Square Edge Top
TSBST1890	321	Square Edge Top
TSBST1896	321	Square Edge Top
TSBST2430	321	Square Edge Top
TSBST2436	321	Square Edge Top
TSBST2442	321	Square Edge Top
TSBST2448	321	Square Edge Top
TSBST2454	321	Square Edge Top
TSBST2460	321	Square Edge Top
TSBST2466	321	Square Edge Top
TSBST2472	321	Square Edge Top
TSBST2478	321	Square Edge Top
TSBST2484	321	Square Edge Top
TSBST2490	321	Square Edge Top
TSBST2496	321	Square Edge Top
UFS1610H	249	FO Inter Support
UFS1615H	249	FO Inter Support
UFSTB	250	Lw Stg-to-Bm Thr Brkt
ULFF24F	332	Undwksf Lat File Filler
ULFF24P	332	Undwksf Lat File Filler
ULFF30F	332	Undwksf Lat File Filler
ULFF30P	332	Undwksf Lat File Filler
ZWM13	432	Vertical Wire Mgr
ZWM20	432	Vertical Wire Mgr

Trademark List

™/® The following is a non-exhaustive list of trademarks and registered trademarks for products of Steelcase Inc. or one of its related corporate entities: Agree, Airtouch, Alight, Amia, Answer, Aspekt, Avenir, Await, B-Free, Ballet, Bassline, Bindu, Bivi, Bix, Bottomline, Brody, Buoy, Cachet, Campfire, Capa, CF Series, CG_1, Chord, Circa, Clipper, Cobi, Collaboration, Convene, Coupe, Cura, Currency, dash, Divisio, Duo, E-Table 2, Edge Series, Elbrook, Elective Elements, Embold, Empath, Everwall, Exponents, Folio, FrameOne, Gesture, Groupwork, Host, Hosu, i2i, Jenny, Kart, Kathryn, Kick, Lagunitas, Leap, Leela, LessThanFive, LiveBack, LiveSeat, Mackinac, Marien152, Max-Stacker, media:scape, Migration, Millbrae, Mineral, Mitra, Montage, Montara650, MoreThanFive, Move, Node, Ocular, Ology, Opus, Paperflo, Passerelle, Player, Pocket, Potrero415, QiVi, Radia, Regard, Relay, Reply, Ripple, Roam, Sarto, Scoop, Sebastopol, Senti Series, Senza, Shortcut, Sidewalk, Siento, Sieste, SILQ, Soffio, Sorrel, SOTO, Steelcase Eclipse, Steelcase Flex, Steelcase Karman, Steelcase Relay, Steelcase Rise, Steelcase Series, Surround, SW_1, Switch, Sync, Tava, Tenor, Think, Thoughtful, Thread, Together, Train, Trees, Turnstone, Umami, Underscore, V.I.A., Verb, Verge, Verlay, Victor2, Visalia, WorkValet, and X-tenz.

™/® The following are trademarks or registered trademarks of AMQ Solutions, LLC: 3F, Activ, Amobi, Bixby, Bodi, Cluvo, Concur, Embank, FL-X, Iline, Jaku, Kinex, Personality Plus, Revi, S-Series, Siya, Tektis, Tizu, Uptake, and Zilo.

™/® The following are trademarks or registered trademarks of Orangebox Ltd., Cardiff, UK: Air3, Aspect, Avi, Away from the Desk, Border, Campers & Dens, Coppice, Cubb, Kirm, On the QT, Ramsey, Skomer, Sully, Track-B, and Vale.

™/® The following are trademarks or registered trademarks of Viccarbe Habitat, S.L.: Aleta, Cambio, Designed in The Sun, Foro, Funda, Holy Day, Kelly, Last Minute, Noha, Savina, Sistema, Sistema, Viable, and Wrapp.

® The following are registered brands of Steelcase Inc. and its family of companies: Steelcase, AMQ, Coalesse, Designtex, Halcon, Orangebox, Smith System, and Viccarbe.

® The following registered trademarks are under license from AWI Licensing Company, Dover, DE: SoundScapes, DuraBrite, BioBlock, and Armstrong.

® The following registered trademarks are under license from Byrne Electrical, Rockford, MI: Interport, Mini-Port, Axil Z, and Ellora.

® The following is a registered trademark of DuPont, Wilmington, DE: Corian.

® The following is a registered trademark of Genlyte Thomas Company, Louisville, KY: Lightolier.

® The following is a registered trademark of Hilti Corporation, FL-9494 Schaan, Principality of Liechtenstein: Hilti.

® The following is a registered trademark of Leviton Manufacturing Company, Little Neck, NY: Decora.

® The following is a registered trademark of Mechanical Plastics Corp, Elmsford, NY: Toggler.

® The following is a registered trademark of Microsoft Corporation, Redmond, WA: Microsoft.

® The following are registered trademarks of Orangebox Ltd., Cardiff, UK: Orangebox.

® The following is a registered trademark of Panduit Corporation, Lockport, IL: Panduit.

® The following is a registered trademark of Trav (Press), Cuneo, Italy: Assisa.

® The following is a registered trademark of Virtual Ink, Boston, MA: mimioActive.

® The following registered trademarks are under license from Wilkhahn Furniture Products: Avera, Senzo, Versal, and Wilkhahn FS.

® The following are registered trademarks of Polyvision Corp: Flow, Motif, Polyvision, Sans, and Serif.

® The following is a registered trademark of Wilsonart International, Temple, TX: Chemsurf.

® The following is a registered trademark of Wiremold, West Hartford, CT: Wiremold.

® The following is a registered trademark of EMU Group S.P.A., Perugia, Italy: EMU.

® The following is a registered trademark of Security People, Inc.: Digilock.

® The following are registered trademarks of Natural Capital Partners Europe Limited: CarbonNeutral and the CarbonNeutral Certified logo.

™ The following is a trademark of Microsoft Corporation, Redmond, WA: Windows.

™ The following is a trademark of Rodman Industries, Inc., Oconomowoc, WI: ResinCore1.

™ The following is a trademark of Ultrafabrics, LLC, Elmsford, NY: Ultraleather.

™ The following trademarks are under license from Wilkhahn Furniture products: Cana, Linus, Logon, Picto, Range, Stitz, Thema, Timetable, and Tubis.

™ The following trademarks are under license from Walter Knoll: Andoo, Bob, Lazlo, Lox, Ribbon, and Together.

™ The following trademarks are under license from PP Mobler: Bar and Flag Halyard.

™ The following trademarks are under license from Carl Hansen: Elbow, Paddle, Shell, Wing, and Wishbone.

™ The following trademarks are under license from Cambridge Sound Management, LLC Cambridge, MA: QtPro Soundmasking, Qt Quiet Technology, and Sonet Qt.

™ The following is a trademark of Electri-Cable Assemblies, Shelton, CT: Interact.

™ The following is a trademark of Clestra Hauserman: IRYS.

™ The following is a trademark of Wiesner-Hager Möbel GmbH: Nooi.

™ The following are trademarks of Polyvision: Accord, a3, e3, Boundri, and Nota.

™ The following is a trademark of Bostock Company, Inc: SnapCab.

™ The following is a trademark of Williams-Sonoma, Inc: West Elm.

™ The following is a trademark of Elena Marquina Testor: nanimarquina.

™ The following is a trademark of Forbo International SA: Forbo.

Trademarks used herein are the property of Steelcase Inc. or their respective owners.