



Steelcase Leadership Solutions Specification Guide

Availability

Electronic price list updated with release 202.D (U.S.) and 157.D (Canada), dated December 15, 2025.

All specifications subject to change without notice. Reference the electronic catalog/Hedberg for current pricing.

Transitional products in this specification guide are **maintained for existing customers only** and are likely to be phased out over time. These products are indicated with a . Products that are scheduled to be culled are indicated with an , followed by the last order entry date.

Surface Materials

The surface materials team has announced the launch of the Finish Library, found at www.steelcase.com/finishlibrary/.

► For a list of all trademarks, refer to the last page of this specification guide. © 2025 Steelcase Inc.

Working With This Specification Guide

Ten Tips: How to Get the Most Out of This Book	2
--	---

Understanding Mackinac

5

Specifying Mackinac

51

Surface Materials

141

Resources

149

For ordering or product assistance, please call your local dealer, the Steelcase Solutions Resource Team, or the Steelcase Solutions Fulfillment Team at 1.888.STEELCASE (1.888.783.3522) or send an e-mail to lineone@steelcase.com.



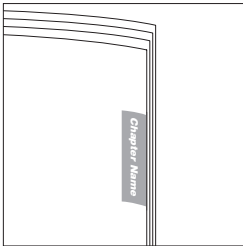
For Canadian Pricing

Canadian factor can be found at www.steelcase.com/CADpricing. Calculate in the following order to avoid rounding errors:

- Multiply the base price and each option by the Canadian factor.
- Round each to the nearest dollar.
- Add base and options for total list price.


Ten Tips: How to Get the Most Out of This Book

Tip 1



Watch the tabs on the right-hand edges of the pages. They'll always indicate which chapter you are in.

Tip 2



Use the Statement of Line pages for an overview of the available components, their sizes, and page references for additional information. Each *Understanding* chapter includes a statement of line after the table of contents.

Tip 3



Find cross references by looking for page numbers flagged with an arrow.

Tip 4

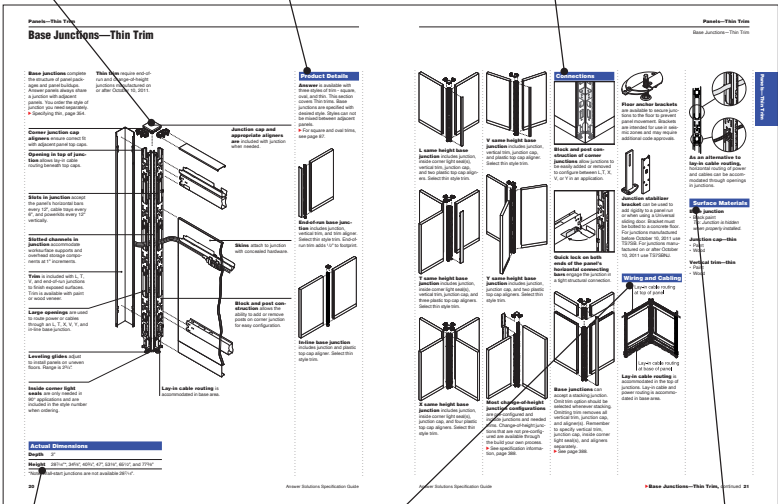
Study the product detail pages in the *Understanding* section to learn everything an expert knows about specific products. Each product detail page in this section contains the following features, where applicable:

- Product Drawing
- Actual Dimensions
- Product Details
- Connections
- Wiring and Cabling
- Surface Materials
- Application Topics

Product Drawing shows you what the product looks like and points out important features.

Product Details gives specific information on the product and how it is used.

Connections describes how the product is assembled or how it attaches to another product.



Actual Dimensions table lists the dimensions of the product.

Wiring and Cabling details the power and cable-management and cable routing capabilities of the product.

Surface Materials lists what material is used for each part of the product.

Tip 5

Refer to the specifying pages for all the information needed to order a product.

Each product specifying page contains a variety of elements to help you complete a specification:


- Product Drawing
- Standard Includes
- Required to Specify
- Options
- Related Products
- Specification Information
 - Dimensions
 - Style Number
 - Price


Standard Includes
(under the red or dark grey band) provides a list of what comes standard with the product.

Required to Specify
(under the red or dark grey band) itemizes the information that you must provide to order the standard product and the preferred sequence for specification.

Specification Information
(under the teal or light grey band) provides product dimensions, style numbers, and prices for the standard product and any surface material choices that are available.

Product Drawing shows you what the product looks like.

Product Drawing			
			
Base Horizontal Frame Packages—Thin Trim For Panel Buildings			
Standard Includes			
• Standard horizontal frame package with thin trim (see page 131) • Base trim with no brackets (see 131) (panel price) • Base trim with brackets (see 131) (panel price) • Standard 1/2" aluminum base (see 131) (panel price)			
Options			
• Standard panel group 1 • Standard panel group 2 • Standard panel group 3			
Related Products			
• Standard panel group 1 • Standard panel group 2 • Standard panel group 3			
For Questions Pricing Call 800-333-3333, Ext. 3333 or visit our website at www.steelcase.com . * See page 131 for details.			

Product Drawing			
			
Panel Building Frame Packages—Thin Trim For Panel Buildings			
Standard Includes			
• Standard panel building frame package with thin trim (see page 131) • Base trim with no brackets (see 131) (panel price) • Base trim with brackets (see 131) (panel price) • Standard 1/2" aluminum base (see 131) (panel price)			
Options			
• Standard panel group 1 • Standard panel group 2 • Standard panel group 3			
Related Products			
• Standard panel group 1 • Standard panel group 2 • Standard panel group 3			
For Questions Pricing Call 800-333-3333, Ext. 3333 or visit our website at www.steelcase.com . * See page 131 for details.			

Options
(under the black band) lists all the options that apply to the product, their price, and what is required to specify.

Related Products
provide specification information for products that are directly related.

Tip 6

Required to Specify

Specify with Customiz Stain

Italic typeface on specifying pages usually identifies wording that you should use in your order.

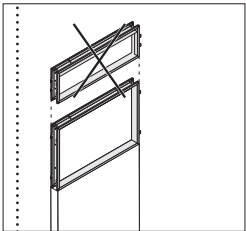
Tip 7

To determine how many skins are needed to complete a panel, consult the table at the right.

Tip: Remember to order skins for both sides of the panel buildup.

Watch for tips throughout the text that give you explanations and helpful instructions.

Tip 8



Learn what you cannot do by looking for drawings crossed out with an "X."

Tip 9

Use the surface materials listings in the Surface Materials section of this book to find surface material color numbers.

Tip 10

Style Number	Page
TS7042BL	131
TS7042S	130
TS7048BL	131
TS7048S	130
TS7060BL	131
TS7060S	130
TS7072BL	131

Refer to the style number index when you know a style number and you need to find the page that has more details about the product.

Understanding Mackinac



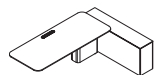
Statement of Line	6
--------------------------	----------

Workstation Design Guidelines and Requirements	9
Thought Starters	10
Mackinac Settings	14
Mackinac Foundations	16
Foundation Storage Capacity and Dimensions	19
Mackinac Worksurfaces	20
Mackinac Towers	24
Mackinac Wall-Mounted Worksurfaces	26
Mackinac Foundation Power Starter Kit	30
Mackinac Power Components	32
Mackinac Accessories	33
Mackinac Power and Data	35
Foundation Power	36
Permanent Power	38
Surface Power	40
Mackinac Application Guidelines	42
Mackinac Grain Direction	50

Statement of Line

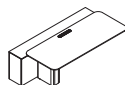
Mackinac

Mackinac Settings



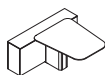
Foundation with One Perpendicular Worksurface

Understanding
▶ Page 14
Specifying
▶ Page 52



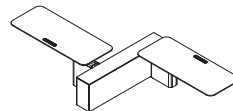
Foundation with One Parallel Worksurface

Understanding
▶ Page 14
Specifying
▶ Page 58




Foundation with One Collaborative Worksurface

Understanding
▶ Page 14
Specifying
▶ Page 64



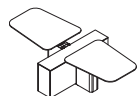
Foundation with Two Perpendicular Worksurfaces

Understanding
▶ Page 14
Specifying
▶ Page 70



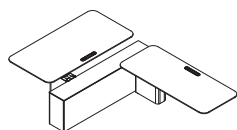
Foundation with Two Parallel Worksurfaces

Understanding
▶ Page 14
Specifying
▶ Page 76



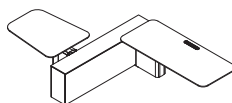
Foundation with Two Collaborative Worksurfaces

Understanding
▶ Page 14
Specifying
▶ Page 82



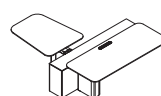
Foundation with One Perpendicular Worksurface and One Parallel Worksurface

Understanding
▶ Page 14
Specifying
▶ Page 88



Foundation with One Perpendicular Worksurface and One Collaborative Worksurface

Understanding
▶ Page 14
Specifying
▶ Page 96



Foundation with One Parallel Worksurface and One Collaborative Worksurface

Understanding
▶ Page 14
Specifying
▶ Page 104



Foundation

Understanding
▶ Page 14
Specifying
▶ Page 112

Wall-Mounted Worksurfaces



Personal Perpendicular Worksurface

Understanding
▶ Page 26
Specifying
▶ Page 122



Personal Parallel Worksurface

Understanding
▶ Page 26
Specifying
▶ Page 122



Collaborative Worksurface

Understanding
▶ Page 26
Specifying
▶ Page 122

Privacy/Modesty Screens



Glass Privacy/Modesty Screen

Understanding
▶ Page 14
Specifying
▶ Page 126



Fabric Privacy/Modesty Screen

Understanding
▶ Page 14
Specifying
▶ Page 127

Tower Shrouds



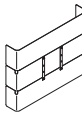
Tower Shrouds, Full Length

Understanding
▶ Page 14
Specifying
▶ Page 128



Tower Shrouds, Half Length

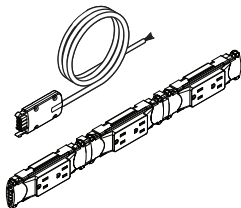
Understanding
▶ Page 14
Specifying
▶ Page 128



Three Full Tower Shrouds with Monitor Mount Hardware Kit

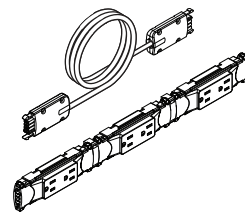
Understanding
▶ Page 14
Specifying
▶ Page 128

Power Components



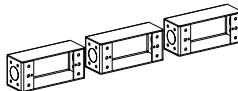
Foundation Power Starter Kit

Understanding
▶ Page 30
Specifying
▶ Page 131



Jumper Kit


Understanding
▶ Page 32
Specifying
▶ Page 132




Power Junction Boxes for Chicago Hardwiring

Understanding
▶ Page 32
Specifying
▶ Page 133

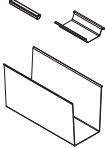
Accessories




Foundation Ganging Bracket
Understanding
▶ Page 17
Specifying
▶ Page 134



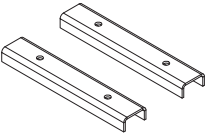
Tower Ganging Bracket
Understanding
▶ Page 14
Specifying
▶ Page 134



Personal Drawer Accessory Package
Understanding
▶ Page 17
Specifying
▶ Page 135

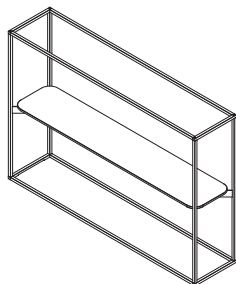


Monitor Mount Pad
Specifying
▶ Page 135

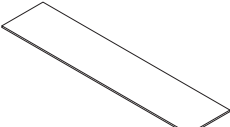


Foundation Floor Attachment Kit
Specifying
▶ Page 135
Tip: Floor attachment kits are ordered as an option on Mackinac settings, and are also available as a separate style number for future reconfiguration.

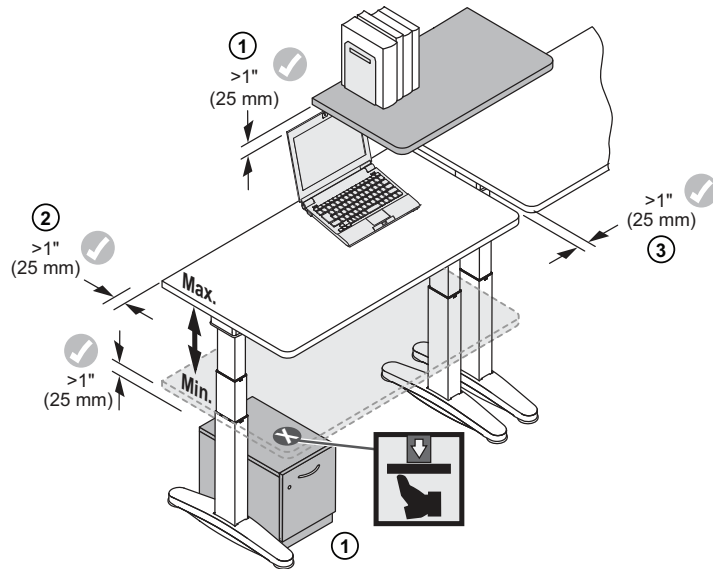
Components for Future Additions or Reconfiguration



Tower
Understanding
▶ Page 24
Specifying
▶ Page 136
Tip: Towers are ordered as an option on Mackinac settings, and are also available as a separate style number for future additions or reconfiguration.



Foundation Top Skin
Understanding
▶ Page 17
Specifying
▶ Page 138
Tip: Foundation top skins are standard on Mackinac settings, and are also available as a separate style number for future reconfiguration.



⚠ WARNING

Risk of serious injury. If not used as intended, moving worksurfaces can pinch or injure people, or damage property. Always follow these Instructions:

1. Keep height-adjustment range free from obstructions above and below the worksurface.
2. Plan for a minimum 1" gap against a panel or wall.
3. Plan for a minimum 1" gap to adjacent furniture.

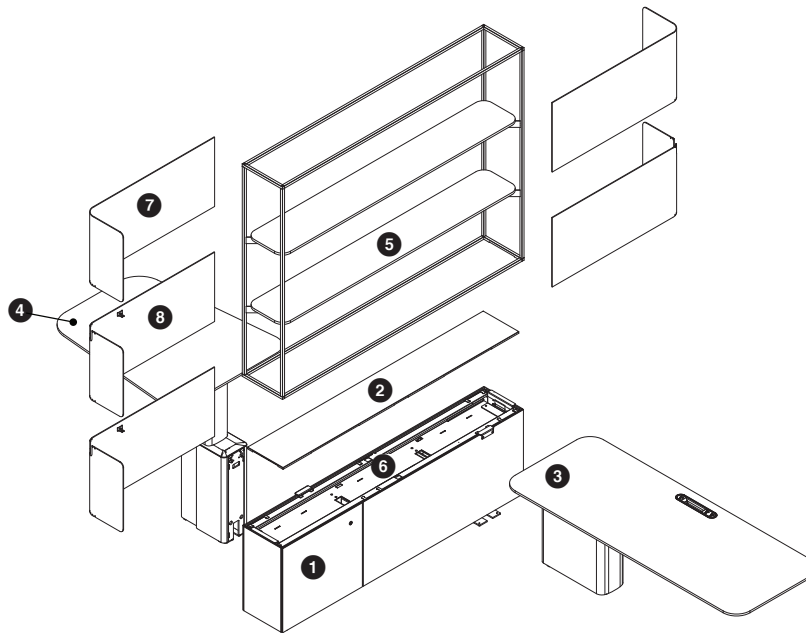
Design of the specific application and integration of Mackinac with other furniture or objects in the space must maintain the minimum one inch horizontally from the height-adjustable worksurface (including the control switch) in all directions and keep the height adjustment range free from obstructions above and below the worksurface.

For example, if Elective Elements floating shelves in a wall-mount application are included in the workstation, the designer must ensure the shelves do not encroach into the minimum 1" clearance or into the height adjustment range.

Note: Stand-alone Mackinac applications with integrated shelving within the tower are already designed to maintain the minimum required clearances, but other objects in the space must be addressed by the workstation application design.

Thought Starters

Foundation With One Perpendicular Worksurface and One Collaborative Worksurface

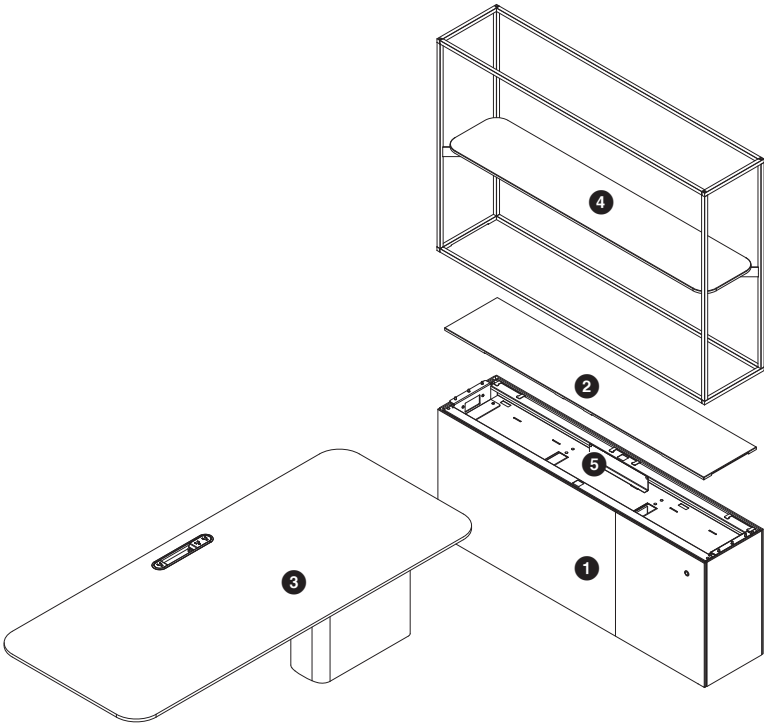


Foundation With One Perpendicular Worksurface and One Collaborative Worksurface

Recommended Components

Quantity	Style Number	Description
① 1	MCKF1WSPP1WSC	Foundation with one drawer (Side A, Section 3)—12"D x 72"W
② 1		Foundation top skin—72"W
③ 1		Perpendicular personal worksurface (Side A, Section 1)—30"D x 72"W
④ 1		Collaborative worksurface (Side B, Section 2)—54"D x 42"W
⑤ 1		Tower with two shelves—12"D x 72"W
⑥ 1	MCKPOWER2CT	Two-circuit starter kit within the top channel
⑦ 1	MCKUTSUHL	Half length shroud, upper section (right hand)
⑧ 4	MCKUTSHL	Half length shroud, lower section (right hand)

Foundation With One Perpendicular Worksurface

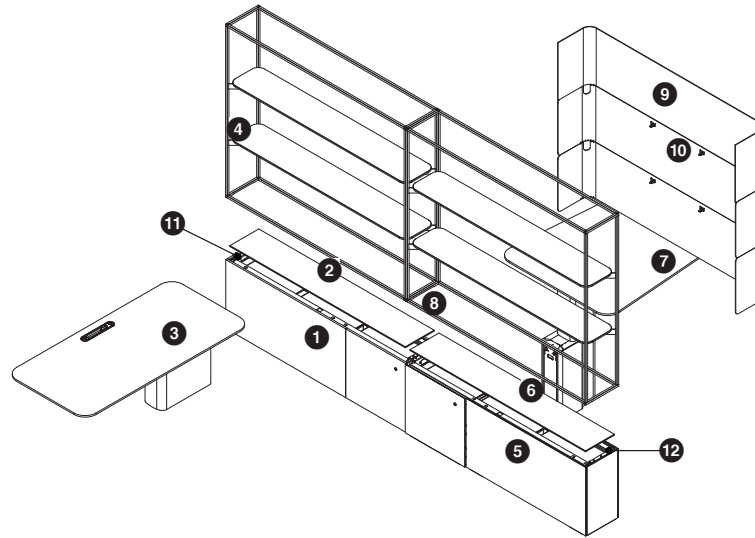


Foundation With One Perpendicular Worksurface

Recommended Components

	Quantity	Style Number	Description
❶	1	MCKF1WSPP	Foundation with one drawer (Side B, Section 3)—12"D x 66"W
❷	1		Foundation top skin—66"W
❸	1		Perpendicular personal worksurface (Side B, Section 1)—36"D x 72"W
❹	1		Tower with one shelf—12"D x 66"W
❺	1	MCKPOWER2CT	Two-circuit starter kit

Foundation With One Perpendicular Worksurface Ganged to a Foundation With One Collaborative Worksurface



Foundation With One Perpendicular Worksurface Ganged to a Foundation With One Collaborative Worksurface

Recommended Components

Quantity	Style Number	Description
① 1	MCKF1WSPP	Foundation with one drawer (Side B, Section 3)—12"D x 66"W
② 1		Foundation top skin—66"W
③ 1		Perpendicular personal worksurface (Side B, Section 1)—36"D x 54"W
④ 1		Tower with two shelves—12"D x 66"W
⑤ 1	MCKF1WSC	Foundation with one drawer (Side B, Section 1)—12"D x 66"W
⑥ 1		Foundation top skin—66"W
⑦ 1		Collaborative worksurface (Side A, Section 2)—48"D x 42"W
⑧ 1		Tower with two shelves—12"D x 66"W
⑨ 1	MCKUTSUFL	Full length shroud, upper section—66"W
⑩ 2	MCKUTSFL	Full length shroud, lower section—66"W
⑪ 1	MCKPOWER2CT	Two-circuit starter kit
⑫ 1	MCKPOWERADD	Jumper kit within the top channel
1	MCKBRKTTWR	Tower ganging bracket
1	MCKBRKTFD	Foundation ganging bracket

Mackinac Settings

Mackinac is a furniture solution that creates a collection of microzones to optimize everyday work—from critical focus time to collaborating. Mackinac also supports movement as leaders and their teams transition throughout the dynamic workday.

Tower lights are an option.

Towers provide a higher level of boundary separation between users, or zones, within the office.

Tower shelves allow users an opportunity to customize their space and display personal items.

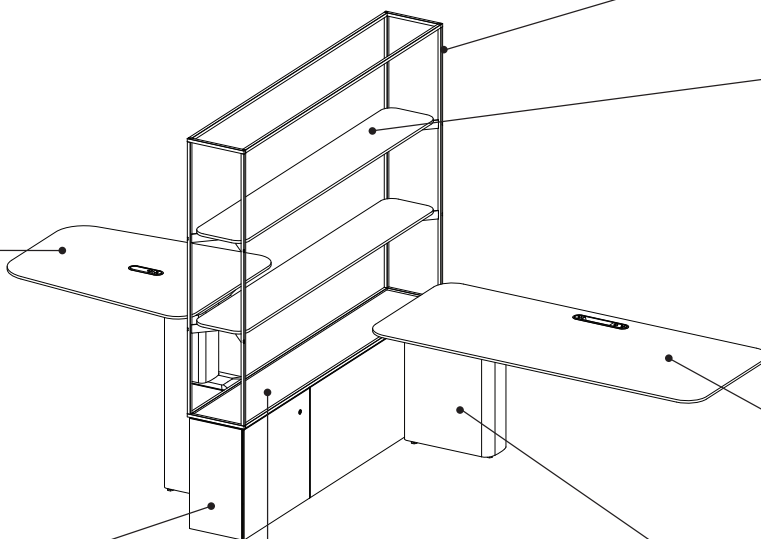
Collaborative worksurfaces create a small meeting zone within the private office or open plan.

Personal worksurfaces support the individual's need for focus work, while also providing uninterrupted kneespace for guest collaboration.

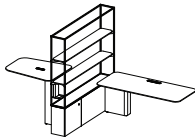
The foundation defines spatial boundaries while supporting the worksurfaces, power routing, and providing drawer storage.

Foundation top skin lifts off for easy access to power and cabling routed inside the foundation.

Worksurface column supports the cantilever structure and is available in fixed standing height, fixed seated height, or height adjustable.



Product Details

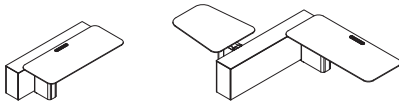


Mackinac is typically specified as a complete setting with a foundation. Mackinac settings include:

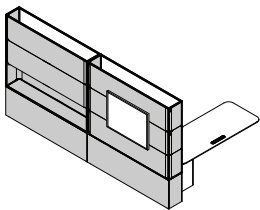
- Foundation
- Personal worksurfaces
- Collaborative worksurfaces
- Towers (optional)
- Tower lighting (optional)

CET SmartTools is designed to support the ordering process to reduce application errors and ensure stability.

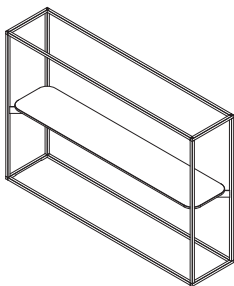
Tip: Worksurfaces can be ordered separately for wall-mount applications.



Settings with worksurfaces can be ordered as single-sided or dual-sided with a variety of worksurface combinations (personal and collaborative) and configurations (perpendicular and parallel). Worksurface placement, left, right, or center, is configured within CET SmartTools.

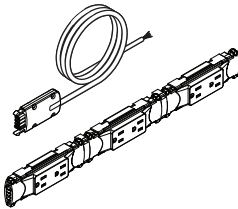


Foundation settings without worksurfaces are specified for additional storage or as open plan space division or for collaborative settings. Towers are included as an option.



Towers for Mackinac settings are specified as an option within the setting configuration. Towers are also available as separate style numbers for later additions to existing installations.

Connections



Foundation power starter kit includes power infeed for Mackinac settings. The starter kit is ordered separately from the setting and is required to provide power to worksurfaces, tower lighting, and tower mounted monitors.

► See *Foundation Power Starter Kit*, page 30.



Tower shroud



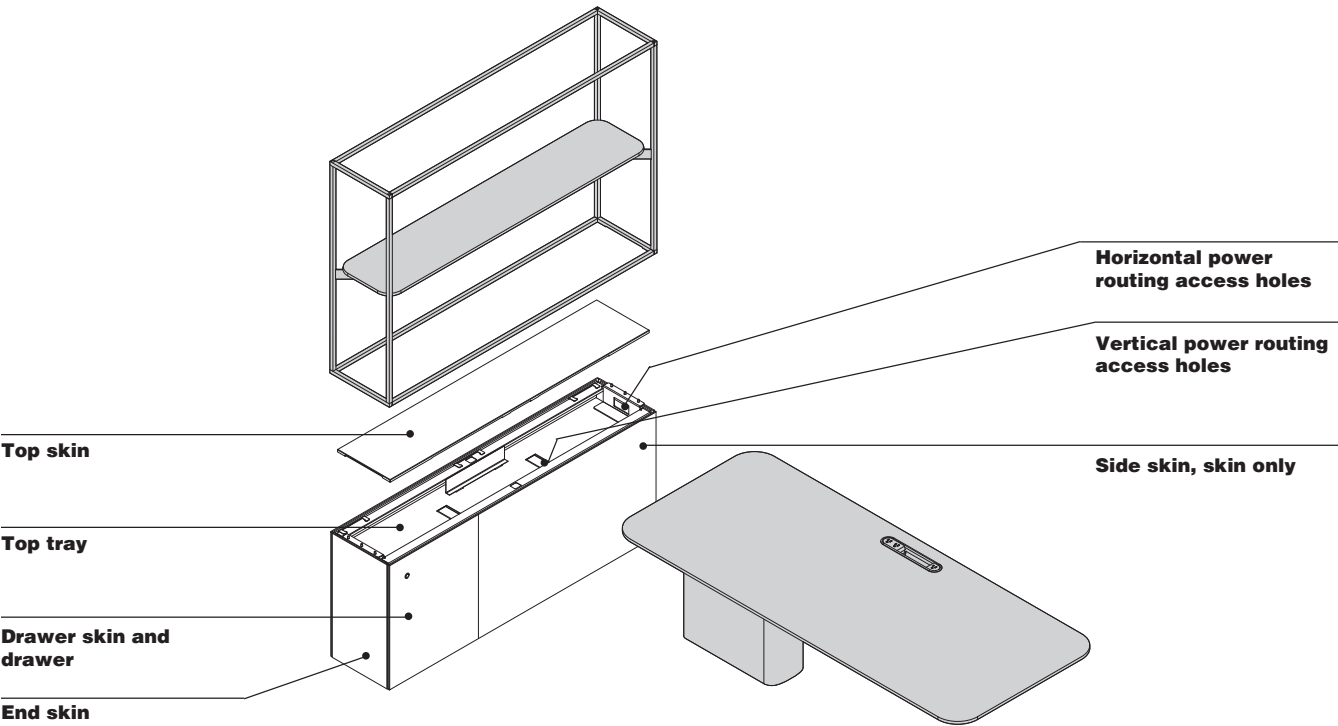
Privacy/modesty screen

Tower shrouds and worksurface privacy/modesty screens are ordered separately from Mackinac settings.

► See *Tower Shrouds*, page 33.

► See *Privacy/Modesty Screens*, page 34.

Mackinac Foundations



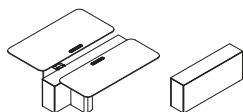
Actual Dimensions for Foundation

Depth	12"
Width	54", 60", 66", or 72"
Height	23"

Actual Interior Dimensions for Foundation Drawer

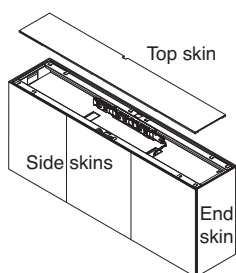
	54"W Foundation	60"W Foundation	66"W Foundation	72"W Foundation
Depth	8 ⁷ / ₈ "	8 ⁷ / ₈ "	8 ⁷ / ₈ "	8 ⁷ / ₈ "
Width	14 ¹ / ₄ "	16 ¹ / ₄ "	18 ¹ / ₄ "	20 ¹ / ₄ "
Height	11 ¹ / ₈ "	11 ¹ / ₈ "	11 ¹ / ₈ "	11 ¹ / ₈ "

Product Details



Foundation with two parallel workspaces Foundation

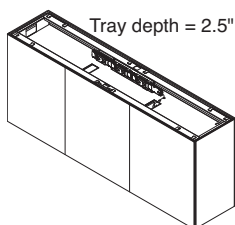
Foundations can be ordered with workspaces for workstation settings or without workspaces for additional storage, space division, or collaborative settings.



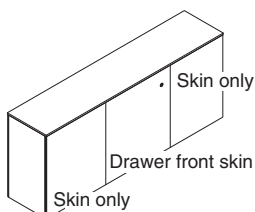
Foundation side and end skins are available in laminate, veneer, glass, or Corian and must all be specified in the same finish. They attach to the foundation frame and are field installed.

The top skin is available in laminate, veneer, glass, or Corian and is allowed to be a different finish and materiality from the other foundation skins.

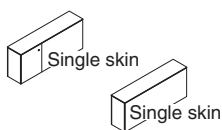
Top skins for foundations with towers are undersized to accommodate the tower frame. Top skins are available as a separate style number for future reconfigurations where towers are added or removed.



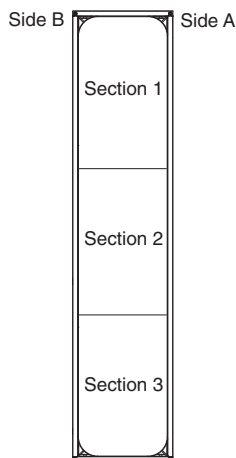
Ample space within the top channel of the foundation allows for power infeed harnesses, power and data cables, and power jumpers. Top skin lifts off for access to outlets and connections.



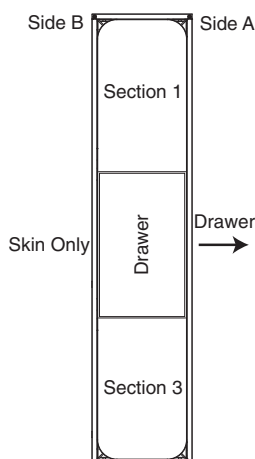
Side skins can be skin only or drawer front skins. Skins which are skin only are used behind desk columns, on the opposite side of the foundation from drawers, or if drawers are not desired. Drawer skins are specified as "drawer".



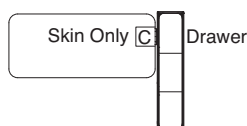
Skins specified in side-by-side sections will drive a single larger skin covering each segment.



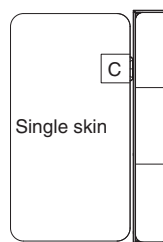
For planning purposes foundations are divided into three sections with a designated Side A and Side B. Worksurface columns, drawers, and skins can be positioned in these sections.



Drawers occupy a full section and will open to the side specified. The opposite side of the drawer must be a skin only.

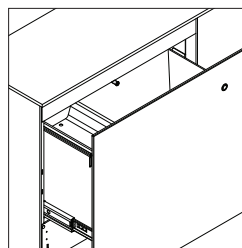


Drawers may not be placed in the same position as a column. Worksurface columns (C) require a skin only. A drawer can occupy the opposite side of the section unless a HD (heavy duty) counterweight is required.



In parallel workspace applications, drawers cannot be placed below the worksurface. A single skin will cover all sections.

► See *Mackinac Application Guidelines* for more detailed information about drawer, worksurface, counterweight locations, and rules.




All drawers come standard with push to open touch latch, which provides a clean aesthetic uninterrupted by pulls.

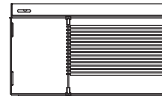
Drawer widths vary by the width of the foundation:

- 18" for 54"W foundation
- 20" for 60"W foundation
- 22" for 66"W foundation
- 24" for 72"W foundation

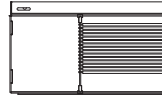
18"W Drawer
54"W Foundation



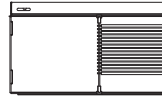
20"W Drawer
60"W Foundation



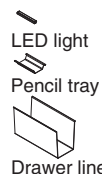
22"W Drawer
66"W Foundation



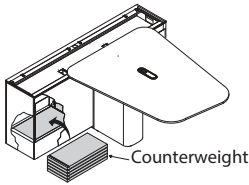
24"W Drawer
72"W Foundation



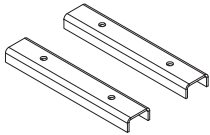
All drawers come standard with one file rail, and 0.833 linear feet of filing capabilities. Only front to back filing is accommodated. Legal filing is capable in 60"W foundation drawers and larger. If the personal drawer accessory package is specified, the file rail can not be used.



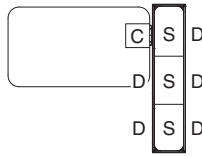
A personal drawer accessory package is available (**MCKDRWACC**). This package includes a PET (polyethylene terephthalate) drawer liner, drawer light, and pencil tray. The drawer light is battery powered and takes four AA batteries. The light utilizes a sensor so that it automatically turns on and off. The backing is magnetic and can attach to any desired position inside the drawer or onto the pencil tray.



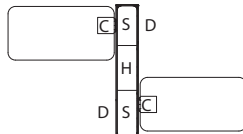
Foundation counterweights are required for some configurations, due to the varying weight of the cantilevered worksurface. Some configurations require a standard counterweight package, whereas others require a heavy duty (HD) counterweight package.



A floor mounted foundation is available as an option on all foundations, as an alternative to counterweights. The foundation floor attachment kit is also available as a separate style number (**MCKBRKFL**). If bolting to a raised floor, ensure the floor is connected to the building. Blocking may be required.



Configurations which require a standard counterweight package(s) consists of 15 individual plates. The 15 plates are divided evenly between each foundation section. The plates fit in the foundation cavity below drawers.



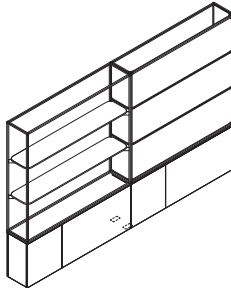
Configurations which require the HD counterweight package (H) consist of 30 plates. 15 plates are divided evenly between each section with the remaining 15 placed in the location indicated by H in the Application Guidelines and Assembly Directions.

Configurations with HD counterweights, cannot have a drawer placed in that section of the foundation. Sections with standard counterweight (S) may have drawers (D) in that section.

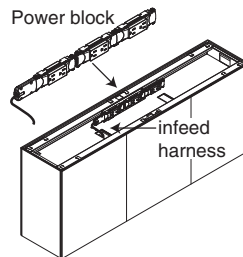
Tip: Refer to Mackinac Guidelines for more information regarding counterweight locations.

► See page 42

Connections



Ganging bracket is available to connect and align foundations end to end for larger settings. End skins are always shipped with the foundation and are removed when ganging bracket is used.



Foundation power starter kit is ordered separately for applications with foundations. Two-circuit starter kit includes power infeed harness and foundation power block with 3 15-amp duplex receptacles (6 power outlets).

► See *Power and Data* for more details about foundation power, page 35.

Wiring and Cabling

► See *Power and Data*, page 35.

Surface Materials

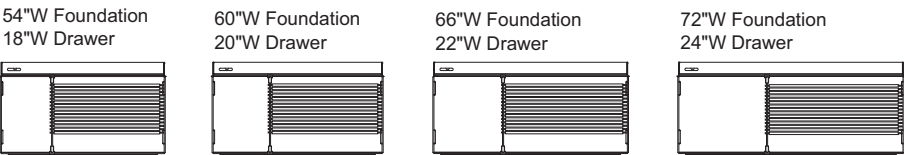
Foundation skins

- Laminate with plastic edge
- Wood veneer with veneer edge
- Glass
- Corian solid surface

Foundation Storage Capacity and Dimensions

Foundation Storage
Capacity and Dimensions

Mackinac

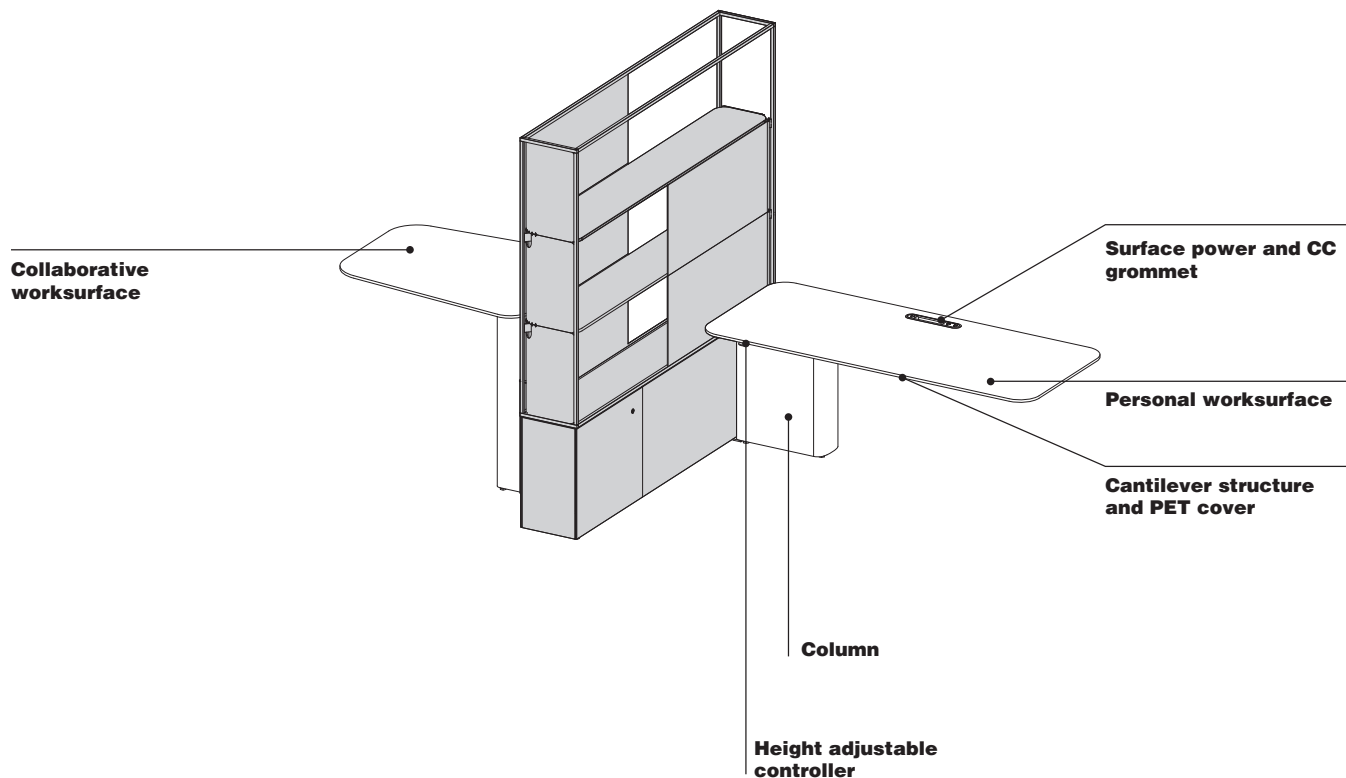


Usable Storage Dimensions				
Depth	8 ⁷ / ₈ "	8 ⁷ / ₈ "	8 ⁷ / ₈ "	8 ⁷ / ₈ "
Width	14 ¹ / ₄ "	16 ¹ / ₄ "	18 ¹ / ₄ "	20 ¹ / ₄ "
Height	11 ¹ / ₈ "	11 ¹ / ₈ "	11 ¹ / ₈ "	11 ¹ / ₈ "

Mackinac Worksurfaces

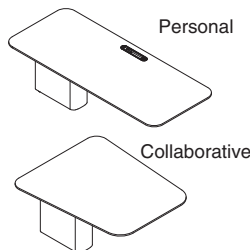
Mackinac worksurfaces

are available as personal and collaborative. Personal worksurfaces support focus work while collaborative support meetings.



Product Details

Worksurfaces



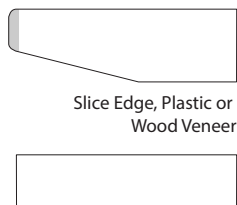
The two types of work-surfaces are personal and collaborative.

Worksurfaces are available as:

- Fixed seated height (28¼"H)
- Fixed standing height (41¼"H)
- Height adjustable (27½"H–44½"H)

Worksurfaces are available as laminate, veneer, glass, or Corian. Standard offering on glass is back-painted glass. Soft etch glass is available via Specials on worksurfaces only.

Worksurfaces are ¾" thick when laminate or veneer finish and ½" thick when solid surface or glass finish.

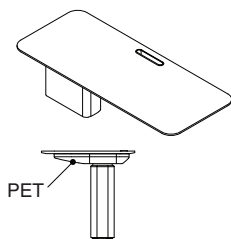


Slice Edge, Plastic or Wood Veneer

Solid Surface or Glass Edge

Worksurfaces are available in a slice edge profile with a laminate or veneer finish and a square edge profile with a solid surface or glass finish.

Laminate and veneer worksurfaces come standard with a 3 mm edgeband on all sides. The worksurface edge is always horizontal grain.

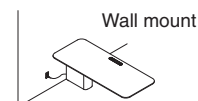


Worksurfaces come standard with a PET (polyethylene terephthalate) cover which conceals the worksurface cantilever structure.

Columns are painted steel.



Foundation

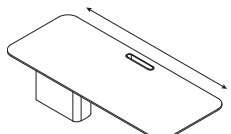


Wall mount

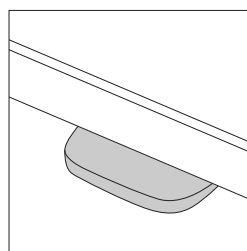
Worksurfaces are cantilevered from the column which attaches to the foundation.

► See *Wall-Mount Worksurfaces*, page 26.

Personal Worksurfaces

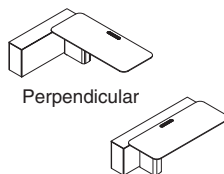


Personal worksurfaces are available in modular and parametric sizes with the exception of Corian solid surface. Collaborative worksurfaces are available in modular sizes only.

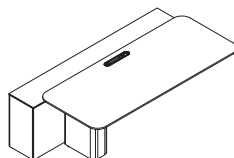


Simple touch controller comes standard with height-adjustable worksurfaces and easily adjusts height of worksurface at a rate of 1½" per second, by lifting or pressing down on the controller. The controller is mounted on the user side, in line with the column.

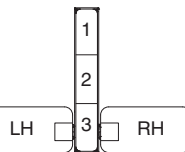
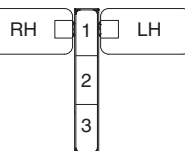
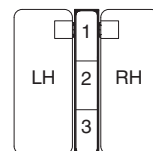
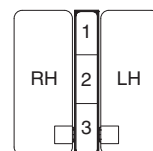
Mackinac height adjustable worksurfaces have a slow-down feature to prevent unexpected collisions when the worksurface is lowered. When lowering the worksurface from standing height, the worksurface will stop at approximately 34½"H, the controller must be released before pushing down again. From 34½" to 27½", the rate of downward adjustment will be slower.



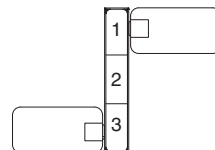
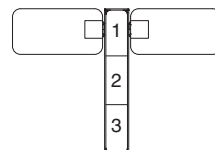
Personal worksurfaces can be perpendicular or parallel when planned with foundations or in wall-mount applications.



Personal parallel worksurfaces can never be longer than the foundation, however, 48"W personal worksurface can never be placed parallel.



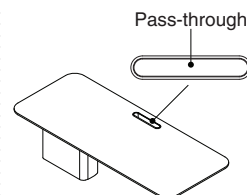
Personal worksurface handedness is determined by column location in relation to the user.



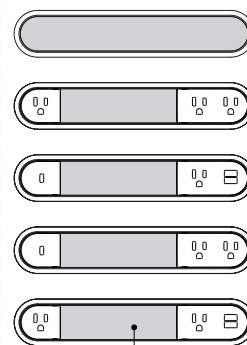
Personal worksurfaces are allowed to be placed in sections one or three. For dual-sided applications, they can be across from each other or placed yin yang from each other.

Tip: Refer to Mackinac Application Guidelines for more information regarding worksurface locations.

► See page 42

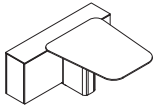


Personal worksurfaces are standard with surface power. The CC grommet features a cord pass through to permanent power connections below the worksurface. Surface power comes standard even when the no power or no surface power options are selected.

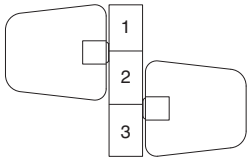
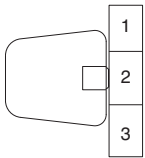


Surface power is available with no power (CC grommet only), standard power outlets, USB-A, and USB-C power combinations.
► See *Power and Data* for more details about surface power, page 35.

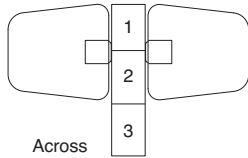
Collaborative Worksurfaces



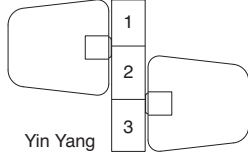
Collaborative worksurfaces are only available in modular sizes. They are always perpendicular to the foundation or wall.



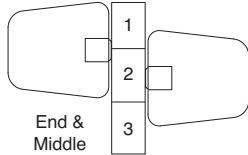
Collaborative worksurfaces are non-handed and are allowed to be placed in Sections 1, 2, or 3 when planned with foundations.



Across



Yin Yang

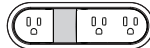
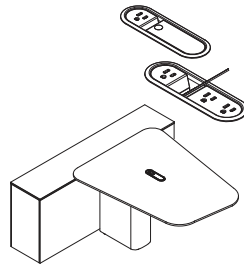


End & Middle

For dual-sided applications, they can be placed across from each other, or yin yang, or they can be placed on the end on one side and middle on the other.

Tip: Refer to Mackinac Application Guidelines for more information regarding worksurface locations.

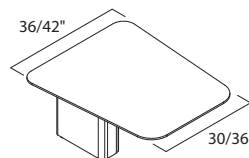
► See page 42



Pass-through

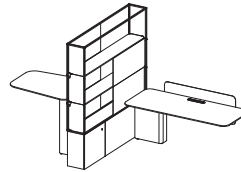
Collaborative worksurfaces are standard without surface power. Optional surface power is available with no power, standard power outlets, USB-A, and USB-C power combinations. The grommet has one exposed receptacle, a small passthrough, and a flipper door which conceals two receptacles. The pass through allows cord routing to permanent power below the worksurface.

► See *Power and Data* for more details about surface power, page 35.



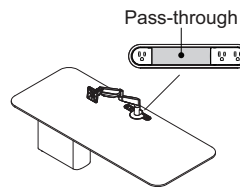
Collaborative worksurface width tapers 6" from the back to front edge from 36"W to 30"W and 42"W to 36"W.

Connections



Privacy/modesty screens are available in back painted glass or fabric. The screens are attached to the worksurface and are 18"H or 24"H. They provide 6"H or 12"H desktop privacy and 12"H of modesty privacy below the worksurface.

Privacy/modesty screens are only allowed on personal, perpendicular worksurfaces.



Pass-through

CF Series monitor arms (listed below) with C-clamp option can mount through the CC grommets of personal worksurfaces.

- CF Intro—all versions with C-clamp option
- CF Plus—all versions with C-clamp option
- CF Plus HD—all versions with C-clamp option.

A maximum of 35 pounds (including monitor and arm) is allowed for laminate and veneer worksurfaces. Clamping to glass or solid surface is not allowed, free-standing monitor stands are recommended.

For edge mount c-clamping, contact Studio (Specials) for a special wedge bracket which will accommodate mounting to the knife edge of Mackinac.

Wiring and Cabling

► See *Power and Data*, page 35.

Surface Materials

Worksurface

- Laminate with plastic edge
- Wood veneer with veneer edge
- Glass
- Corian solid surface

Worksurface column

- Paint
- Plastic cover
- 6000 Black
- 6009 Arctic White
- 6053 Seagull
- 6249 Platinum
- 6527 Merle

Worksurface under-structure cover

- PET
- P631 Dark Heather Grey

Worksurface CC grommet

- Paint

Surface power receptacles

- 6000 Black

Dimension	Planning Dimensions for Personal Worksurface	Actual Dimensions for Personal Worksurface
Depth	30" or 36"	29" or 35"
Parallel Width	54", 60", 66", or 72"	52", 58", 64", or 70"
Perpendicular Width	48", 54", 60", 66", or 72"	46", 52", 58", 64", or 70"
Height	27¼"– 44½"	27¼"– 44½"

Tip: Parametric personal worksurface depth can be specified in 1/16" from 30"D–36"D.

Tip: Parametric personal worksurface width can be specified in 1/16" from 54"W–72"W.

Tip: Worksurfaces are undersized to eliminate pinchpoints when height adjustable.

Dimension	Planning Dimensions for Collaborative Worksurface	Actual Dimensions for Collaborative Worksurface
Depth	42", 48", or 54"	41", 47", or 53"
Width	36" or 42"	36" or 42"
Height	27¼"– 44½"	27¼"– 44½"

Tip: If 36"W is specified, the only available depth is 42"D.

Tip: Collaborative worksurface width tapers 6" from the back to front edge from 36"W to 30"W and 42"W to 36"W.

Tip: Collaborative worksurface width tapers 6" from the back to front edge from 36"W to 30"W and 42"W to 36"W.

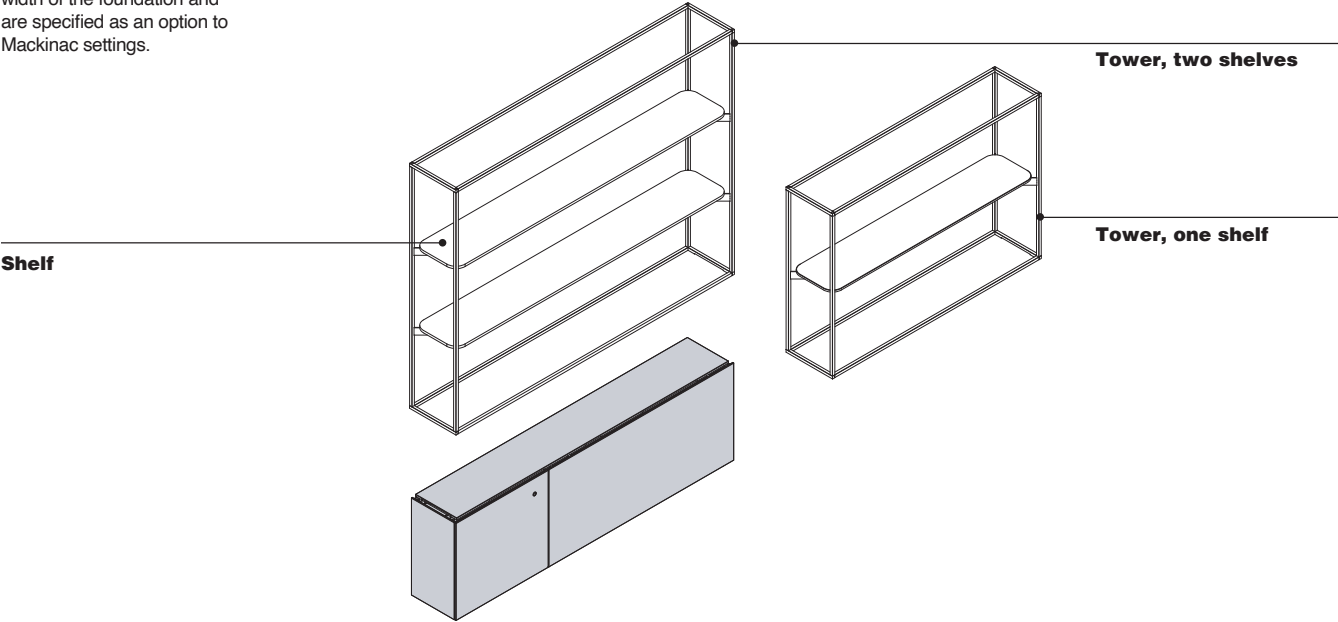
Tip: Worksurface dimensions are undersized to eliminate pinchpoints when height adjustable.

Dimension	Actual Dimensions for Fixed Column		Actual Dimensions for Height-Adjustable Column	
	Parallel	Perpendicular	Parallel	Perpendicular
Depth	14⅝"	18½"	14"	18"
Width (Front)	6"	6"	7¼"	7¼"
Width (Back)	7¼"	7¼"	N.A.	N.A.
Seated Height	28¼" or 28½"	28¼" or 28½"	N.A.	N.A.
Standing Height	41¼"	41¼"	N.A.	N.A.
Height	N.A.	N.A.	27½"–44½"	N.A.

Tip: When column is wall attached, it adds ¼" to the depth of the column. The gap between the worksurface and the wall then becomes 1¼" instead of 1".

Mackinac Towers

Towers attach to foundations to provide space division, shelf storage, and privacy. They must match the width of the foundation and are specified as an option to Mackinac settings.



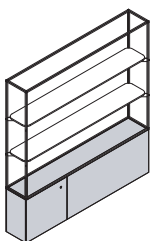
Actual Dimensions for Tower	
Depth	12"
Width	54", 60", 66", or 72"
Height	59½" or 77½"

Tip: The height dimensions for the tower are from the bottom of the foundation to the top of the tower.

Foundation and Tower Height Matrix

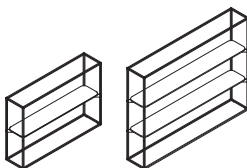
77½"			
59½"			
41¼"			
23"			
Foundation and tower with two shelves		Foundation and tower with one shelf	Foundation

Product Details



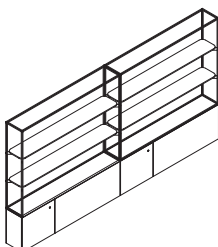
Towers attach to foundations to provide space division, shelf storage, and privacy with optional tower shrouds. They must match the width of the foundation and are specified as an option to Mackinac settings.

Towers are also available as a separate style number for future addition or reconfiguration. If adding a tower to an existing foundation without a tower, a new foundation top skin will be needed to fit within the tower frame.

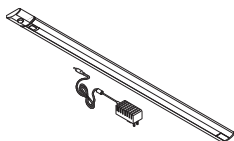


Towers are available with one or two shelves. The top of the tower is open, without a shelf.

The tower frame is painted steel. Shelves are available in laminate, wood veneer, Corian, or glass. Each shelf can be specified in a different finish if a variety of materiality is desired.

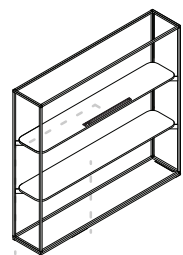


Towers of the same height can be ganged together with ganging bracket (**MCKBRKTTWR**). A tower with one shelf cannot be ganged to a tower with two shelves.



Tower lights are available as an option. Lights are low-voltage LED with a single touch on/off pad plus touch and hold dimming for easy individual user control. Lighting features an automatic turn off after 10 hours. The average rated lamp life of LED linear shelf lights is 50,000 hours.

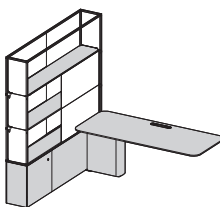
Magnetic mounts allow shelf lights to be installed without tools below shelves.



The 11' power cord routes under and down the tower frame with clear tape and can be concealed by tower shrouds. The cord enters the foundation on either side of the top skin through a foam gap concealer.

Lights plug into the foundation power block.

Connections



Tower shrouds attach to the tower frame with magnets to provide a higher level of privacy. Shrouds can be specified for each opening in a variety of fabrics.

Tower shrouds are ordered separately from Mackinac settings and towers.

Wiring and Cabling

► See *Power and Data* for more information, page 35.

Surface Materials

Tower frame

- Paint

Tower shelves

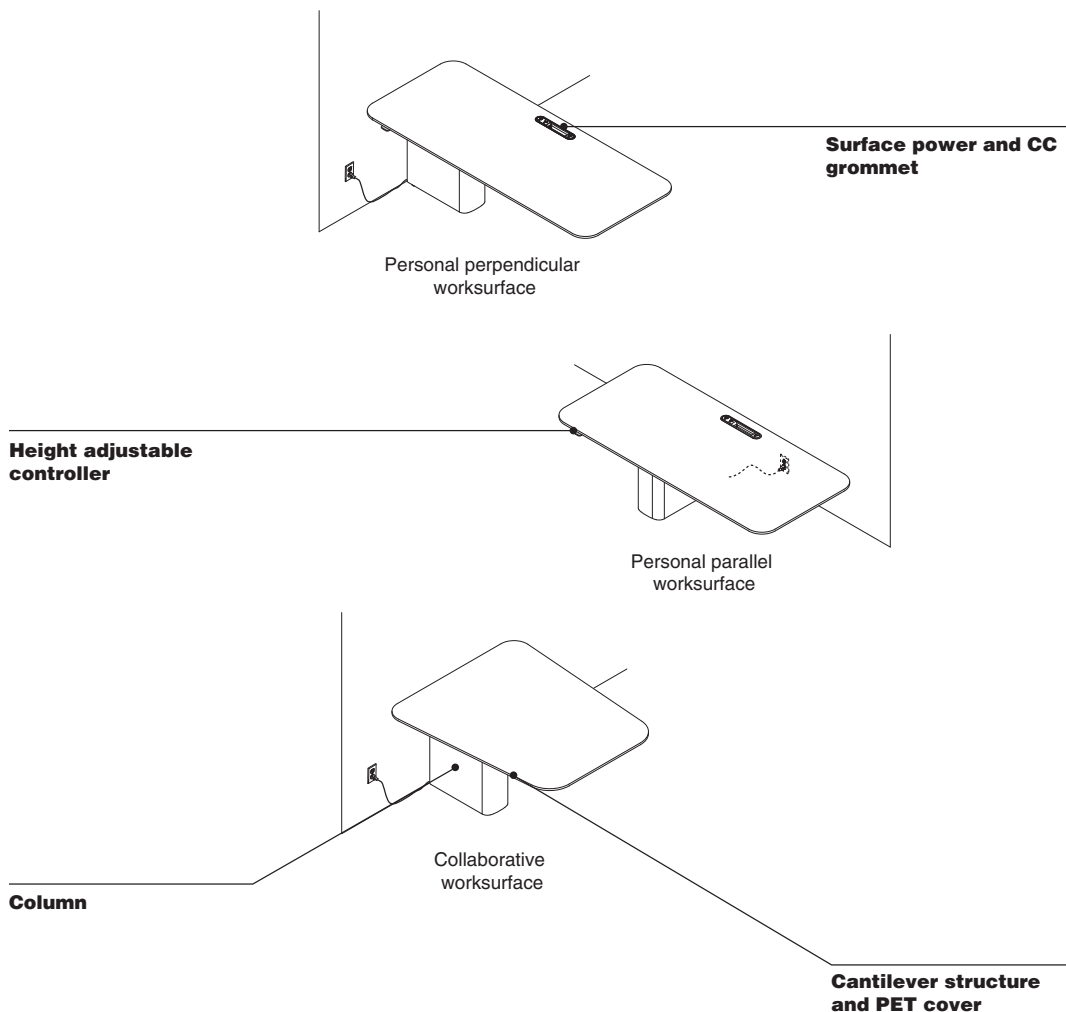
- Laminate with plastic edge
- Wood veneer with veneer edge
- Glass
- Corian solid surface

Tower lighting

- 8043 Clear Anodized Aluminum

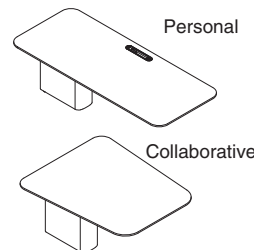
Mackinac Wall-Mounted Worksurfaces

Wall-mounted worksurfaces provide an alternative to foundation planning. Additionally, they can be used in blended applications with other products such as Elective Elements.



Product Details

Worksurfaces



The two types of worksurfaces are personal and collaborative.

Worksurfaces are available as:

- Fixed seated height (28 1/4"H)
- Fixed standing height (41 1/4"H)
- Height adjustable (27 1/2"H–44 1/2"H)

Worksurfaces are available as laminate, veneer, glass, or Corian. Standard offering on glass is back-painted glass. Soft etch glass is available via Specials on worksurfaces only.

Worksurfaces are 3/4" thick when laminate or veneer finish and 1/2" thick when solid surface or glass finish.



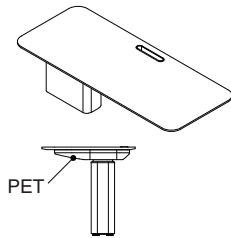
Slice Edge, Plastic or Wood Veneer



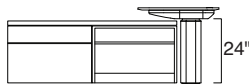
Solid Surface or Glass Edge

Worksurfaces are available in a slice edge profile with a laminate or veneer finish and a square edge profile with a solid surface or glass finish.

Laminate and veneer worksurfaces come standard with a 3 mm edgeband on all sides. The worksurface edge is always horizontal grain.

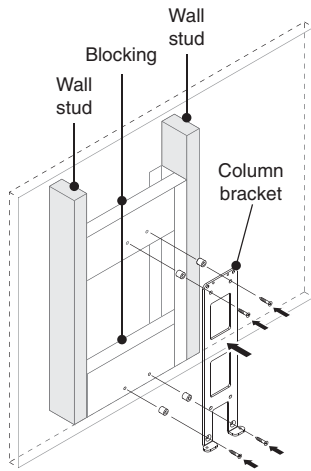


Worksurfaces come standard with a PET (polyethylene terephthalate) cover which conceals the worksurface cantilever structure.

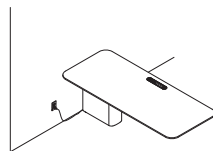


24" from floor to underside of PET, when worksurface is adjusted to its lowest point, allows room for adjacent 1.5 High storage or allows column to be embedded into storage as a special.

Columns are painted steel.



Wall-mounted worksurfaces can attach to drywall with either metal or wood studs and require wall blocking.

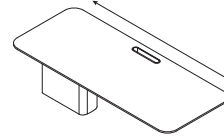


Power type of no power, plug, or hardwire is a required selection for wall mounted worksurfaces. No power is available for fixed height worksurfaces. Height adjustable worksurfaces require a selection of either plug or hardwire.

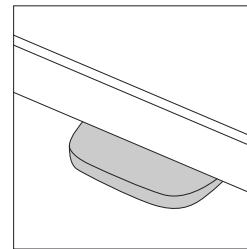
In Chicago, fixed height wall mounted worksurfaces require hardwire selection. Height adjustable worksurfaces can be specified with plug.

Wall-mounted worksurface columns cannot be placed directly over a wall or floor outlet.

Personal Worksurfaces



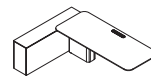
Personal worksurfaces are available in modular and parametric sizes with the exception of Corian solid surface. Collaborative worksurfaces are available in modular sizes only.



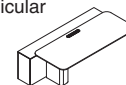
Simple touch controller comes standard with height-adjustable worksurfaces and easily adjusts height of worksurface at a rate of 1½" per second, by lifting or pressing down on the controller. The controller is mounted on the user side, in line with the column.

Mackinac height adjustable worksurfaces

have a slow-down feature to prevent unexpected collisions when the worksurface is lowered. When lowering the worksurface from standing height, the worksurface will stop at approximately 34½"H, the controller must be released before pushing down again. From 34½" to 27½", the rate of downward adjustment will be slower.



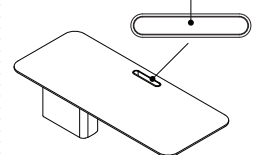
Perpendicular



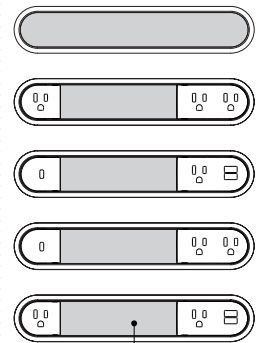
Parallel

Personal worksurfaces can be perpendicular or parallel when planned with foundations or in wall-mount applications.

Pass-through



Personal worksurfaces are standard with surface power. The CC grommet features a cord pass through to permanent power connections below the worksurface. Surface power comes standard even when the no power or no surface power options are selected.

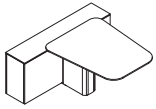


Pass-through

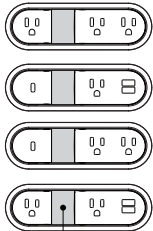
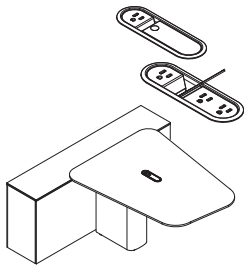
Surface power is available with no power (CC grommet only), standard power outlets, USB-A, and USB-C power combinations.

► See **Power and Data** for more details about surface power, page 35.

Collaborative Worksurfaces



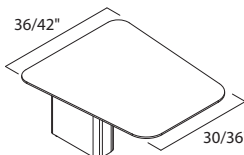
Collaborative worksurfaces are only available in modular sizes. They are always perpendicular to the foundation or wall.



Pass-through

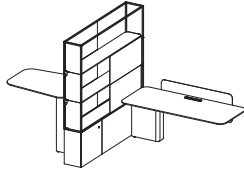
Collaborative worksurfaces are standard without surface power. Optional surface power is available with no power, standard power outlets, USB-A, and USB-C power combinations. The grommet has one exposed receptacle, a small passthrough, and a flipper door which conceals two receptacles. The pass through allows cord routing to permanent power below the worksurface.

► See *Power and Data* for more details about surface power, page 35.



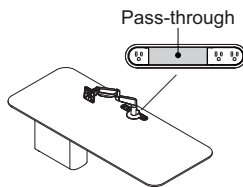
Collaborative worksurface width tapers 6" from the back to front edge from 36"W to 30"W and 42"W to 36"W.

Connections



Privacy/modesty screens are available in back painted glass or fabric. The screens are attached to the worksurface and are 18"H or 24"H. They provide 6"H or 12"H desktop privacy and 12"H of modesty privacy below the worksurface.

Privacy/modesty screens are only allowed on personal, perpendicular worksurfaces.



CF Series monitor arms (listed below) with C-clamp option can mount through the CC grommets of personal work-surfaces.

- CF Intro—all versions with C-clamp option
- CF Plus—all versions with C-clamp option
- CF Plus HD—all versions with C-clamp option.

A maximum of 35 pounds (including monitor and arm) is allowed for laminate and veneer worksurfaces. Clamping to glass or solid surface is not allowed, free-standing monitor stands are recommended.

For edge mount c-clamping, contact Studio (Specials) for a special wedge bracket which will accommodate mounting to the knife edge of Mackinac.

Wiring and Cabling

► See *Power and Data, Permanent Power and Surface Power* for more information, pages 35, 38, and 40.

Surface Materials

Worksurface

- Laminate with plastic edge
- Wood veneer with veneer edge
- Glass
- Corian solid surface

Worksurface column

- Paint
- Plastic cover
- 6000 Black
- 6009 Arctic White
- 6053 Seagull
- 6249 Platinum
- 6527 Merle

Worksurface under-structure cover

- PET
- P631 Dark Heather Grey

Worksurface CC grommet

- Paint

Surface power receptacles

- 6000 Black Plastic

Dimension	Planning Dimensions for Personal Worksurface	Actual Dimensions for Personal Worksurface
Depth	30" or 36"	29" or 35"
Parallel Width	54", 60", 66", or 72"	52", 58", 64", or 70"
Perpendicular Width	48", 54", 60", 66", or 72"	46", 52", 58", 64", or 70"
Height	27¼"– 44½"	27¼"– 44½"

Tip: Parametric personal worksurface depth can be specified in 1/16" from 30"D–36"D.

Tip: Parametric personal worksurface width can be specified in 1/16" from 54"W–72"W.

Tip: Worksurfaces are undersized to eliminate pinchpoints when height adjustable.

Dimension	Planning Dimensions for Collaborative Worksurface	Actual Dimensions for Collaborative Worksurface
Depth	42", 48", or 54"	41", 47", or 53"
Width	36" or 42"	36" or 42"
Height	27¼"– 44½"	27¼"– 44½"

Tip: If 36"W is specified, the only available depth is 42"D.

Tip: Collaborative worksurface width tapers 6" from the back to front edge from 36"W to 30"W and 42"W to 36"W.

Tip: Collaborative worksurface width tapers 6" from the back to front edge from 36"W to 30"W and 42"W to 36"W.

Tip: Worksurface dimensions are undersized to eliminate pinchpoints when height adjustable.

Dimension	Actual Dimensions for Fixed Column		Actual Dimensions for Height-Adjustable Column	
	Parallel	Perpendicular	Parallel	Perpendicular
Depth	14⅝"	18½"	14"	18"
Width (Front)	6"	6"	7¼"	7¼"
Width (Back)	7¼"	7¼"	N.A.	N.A.
Seated Height	28¼" or 28½"	28¼" or 28½"	N.A.	N.A.
Standing Height	41¼"	41¼"	N.A.	N.A.
Height	N.A.	N.A.	27½"–44½"	N.A.

Tip: When column is wall attached, it adds ¼" to the depth of the column. The gap between the worksurface and the wall then becomes 1¼" instead of 1".

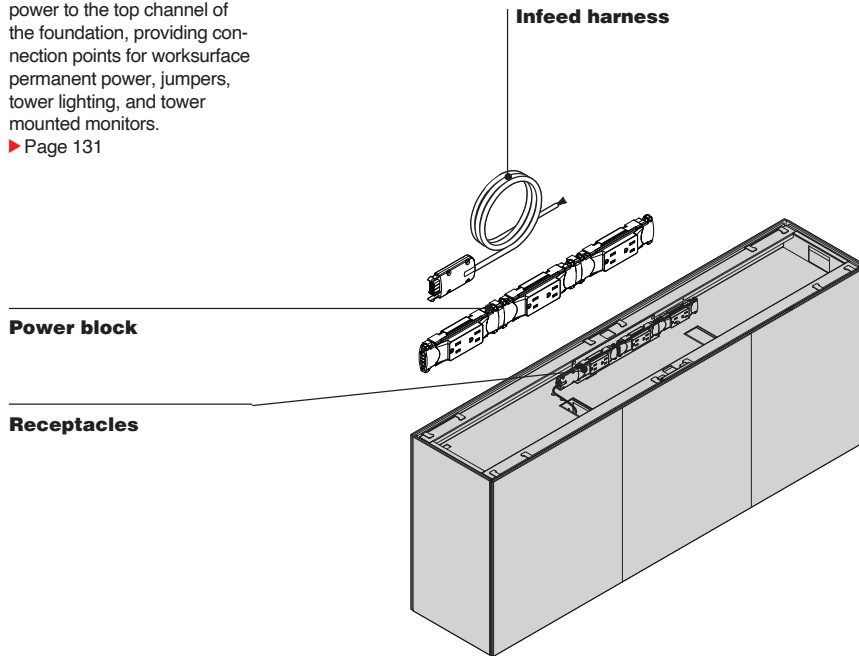
Mackinac Foundation Power Starter Kit

Foundation power

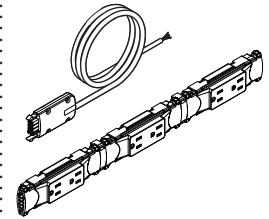
starter kit, ordered separately from applications with foundations, is required to power a Mackinac setting.

The starter kit brings building power to the top channel of the foundation, providing connection points for worksurface permanent power, jumpers, tower lighting, and tower mounted monitors.

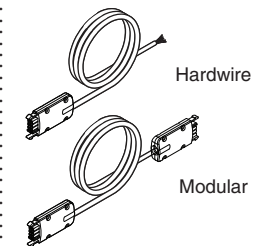
► Page 131



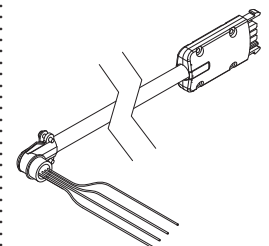
Product Details



Foundation power starter kit includes a power infeed harness and foundation power block with 3 15-amp duplex receptacles (6 power outlets).

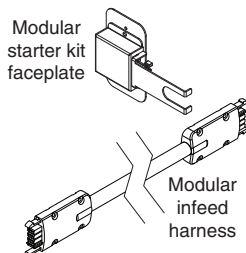


The infeed harness is available in either hardwire or modular harness versions.

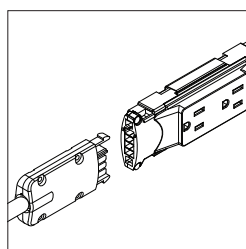


The hardwire infeed harness is connected by an electrician to a building junction box, the opposite end of the infeed has a modular connector which plugs into the foundation power block.

Hardwire infeeds are available in 72"L, 144"L, and 288"L.

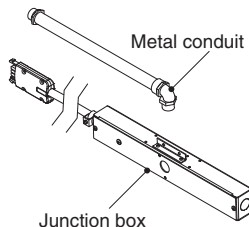


The modular infeed includes a wall-mounted modular faceplate that hardwires directly to the building's power. The infeed has modular connectors on both ends. One end plugs into the faceplate and the opposing end is plugs into the foundation power block. Modular infeeds are only available in 72"L.

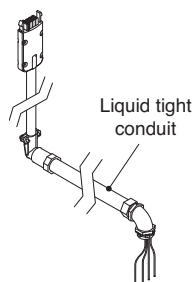


Infeed harnesses plug into connection points on the power block to provide power within the foundation. The power block includes three 15-amp duplex receptacles and an additional connection point for a jumper kit.

Foundation power starter kit is available with New York City or San Francisco options which address specific codes for those municipalities.



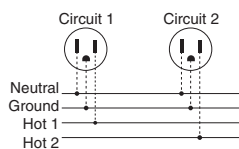
New York City electrical code requires hardwiring to building power within a junction box. New York power option includes a junction box, metal conduit, and hardwire infeed and foundation power block.



San Francisco electrical code requires liquid tight metallic conduit infeed.

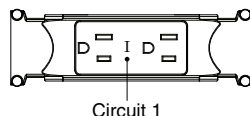
San Francisco power option includes a liquid tight metallic hardwire infeed and foundation power block.

Wiring and Cabling

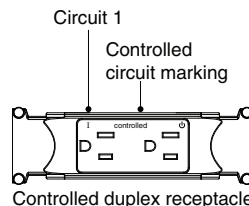


Mackinac utilizes a 2-circuit power distribution system with 3 15-amp duplex receptacles supplied with the starter kit and jumper kit.

Infeed wires are 12 gauge encased in a metal housing.



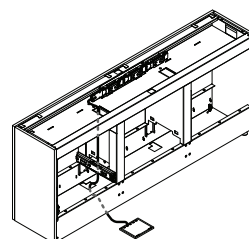
Each duplex receptacle is specified as either circuit 1 or circuit 2 and is labeled accordingly.



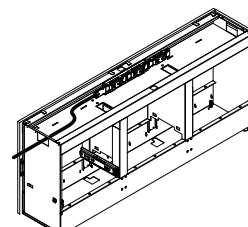
Each duplex receptacle can be specified as "controlled". A controlled circuit is a dedicated circuit controlled by the building power system with a timer to conserve energy in off-hours, supporting California Title 24. The controlled duplex receptacle is labeled "controlled" to signify to an electrician or facilities manager which receptacles will be turned off by the building system. When the controlled circuit is turned off, any devices plugged into those receptacles will also be powered off. An electrician will need to wire the starter kit's controlled circuit to the dedicated line that shuts off.

Tip: All duplex receptacles on the controlled circuit should be specified as controlled; for example, if circuit 1 will be controlled then each duplex receptacle for that circuit should be specified as "circuit 1 with circuit control".

Controlled receptacles and non-controlled receptacles are EXACTLY the same other than the labeling on the receptacle.

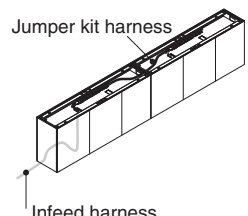


Infeed harnesses routes from the building power connection point, underneath the foundation, through access holes up to the foundation top tray and power block.

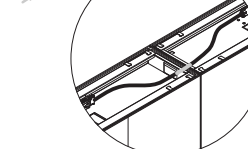
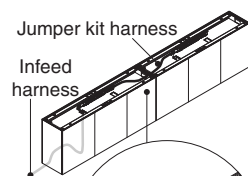


Harnesses may route into the end of the foundation if the end skin is removed.

If more than three foundations are ganged together, a new foundation power starter kit is required. See *Power and Data* for detailed information and specific ingress locations within the foundation, page 35.



For an infeed to support multiple foundations, the infeed must enter and connect to the power block in an end foundation; jumpers connect to adjacent foundations. Power must run in one direction. Infeeds are not able to start in a middle foundation and branch with jumpers in either direction.

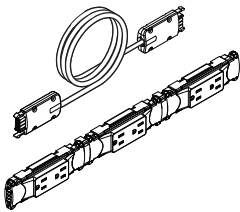


Jumper kit harness connects to power block and routes through foundation access holes to adjacent foundations.

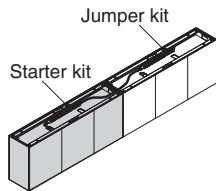
Mackinac Power Components

Jumper Kit

► See page 132



Product Details



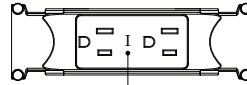
Jumper kits provide power to multiple foundations when ganged together replacing the need for multiple starter kits.

Jumper kit includes a 72" L harness, power block, and three 15-amp duplex receptacles. Harness is available in hardwire or modular versions.

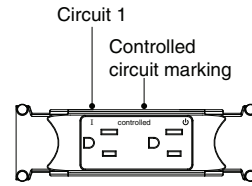
One jumper kit can be used for up to three foundations until a new foundation power starter kit is required.

Access holes in each end of the foundation allow for jumper harnesses to connect power to adjacent foundations. End skins are removed when jumpers are used.

► See *Power and Data* for more information, page 35.



Each duplex receptacle is specified as either circuit 1 or circuit 2 and is labeled accordingly.



Controlled duplex receptacle

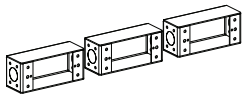
Each duplex receptacle can be specified as "controlled". A controlled circuit is a dedicated circuit controlled by the building power system with a timer to conserve energy in off-hours, supporting California Title 24. The controlled duplex receptacle is labeled "controlled" to signify to an electrician or facilities manager which receptacles will be turned off by the building system. When the controlled circuit is turned off, any devices plugged into those receptacles will also be powered off. An electrician will need to wire the starter kit's controlled circuit to the dedicated line that shuts off.

Tip: All duplex receptacles on the controlled circuit should be specified as controlled; for example, if circuit 1 will be controlled then each duplex receptacle for that circuit should be specified as "circuit 1 with circuit control".

Controlled receptacles and non-controlled receptacles are EXACTLY the same other than the labeling on the receptacle.

Power Junction Boxes for Chicago Hardwiring

► See page 133



Product Details

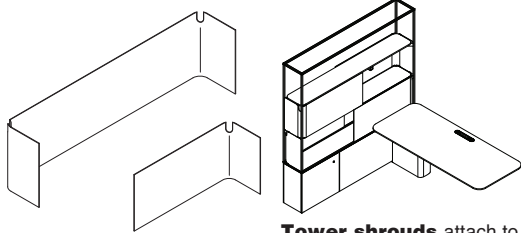
Chicago electrical code requires the power distribution network to be hardwired on site, this excludes the use of modular connections. For Chicago, electricians will supply electrical wiring. Do not order foundation power starter kit. Instead, order power junction boxes for Chicago hardwiring.

Power junction boxes for Chicago hardwiring include three junction boxes.

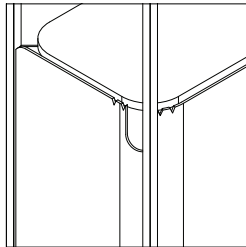
Tower Shrouds

► See page 128

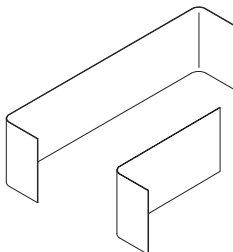
Product Details



Tower shrouds attach to the tower frame to provide higher level of privacy. Shrouds can be specified for each opening in a variety of fabrics.

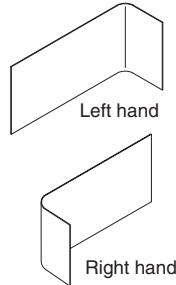


Tower shrouds in the upper section are not interchangeable with lower section shrouds, as these shrouds include a cut out for shelf supports.

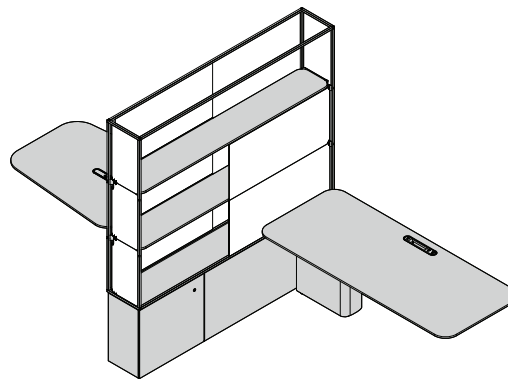


Full length shrouds span the back and sides of the tower.

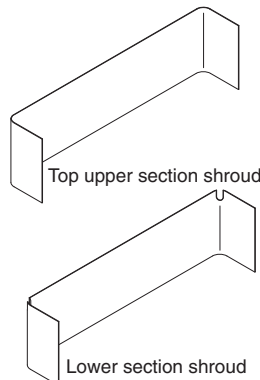
Half length shrouds span half of the back and one side of the tower.



Half length tower shrouds are handed. Handedness is determined from the outer side of the shroud when mounted on the tower.



Half length shrouds can be planned in the same shelf opening for a yin-yang effect.



Tower shrouds for the top upper section of a tower differ from shrouds in the lower sections, which have a notch for tower shelf frames.

Shrouds for the upper section are for the top opening of a tower only and lower section shrouds are for the middle and bottom opening of the tower only.

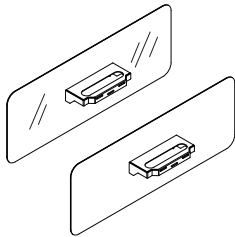
Surface Materials

Tower shrouds and brackets

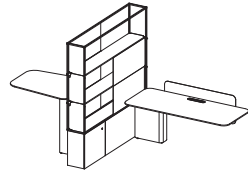
- Fabric
- Paint

Privacy/Modesty Screens

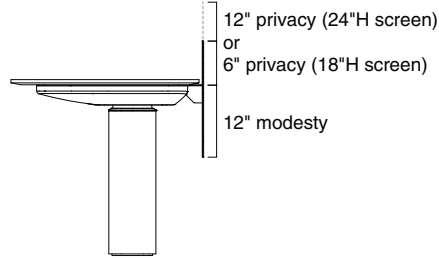
► See page 126



Product Details



Privacy/modesty screens are available for use with perpendicular worksurfaces.



Screens are attached to the worksurface and are 18"H or 24"H. They provide 6"H or 12"H desktop privacy and 12"H of modesty privacy below the worksurface.

Surface Materials

Glass modesty panel, frame, and hardware

- Glass, back painted
- Paint

Fabric modesty panel and hardware

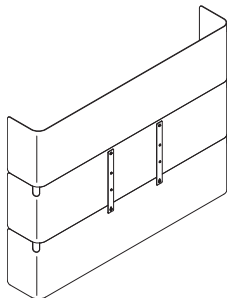
- Fabric
- Paint

Actual Dimensions for Privacy/Modesty Screen

	Glass	Fabric
Width	36" or 48"	36" or 48"
Height	18"	18" or 24"

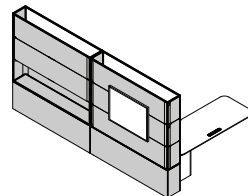
Three Full Shrouds with Monitor Mount Hardware Kit

► See page 128



Product Details

Three full shrouds with monitor mount hardware kit (MCKUTSMA) must be ordered for monitor mounting. It includes three full shrouds and additional mounting hardware. These shrouds must all be the same textile.



Monitor mounting for collaboration is supported on towers with two shelves.

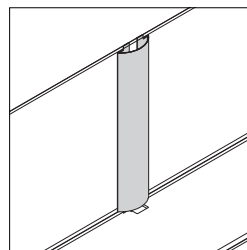
Mounted monitors are not allowed when there is a worksurface on the same side of the foundation.

Maximum screen weight

Maximum screen weight is 50 pounds. Maximum screen widths below:

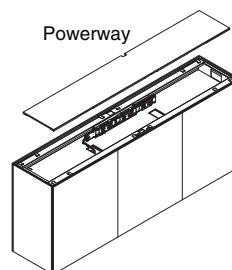
- Maximum screen width for a 54"W tower is 50"W
- Maximum screen width for a 60"W tower is 55"W
- Maximum screen width for a 66"W tower is 58"W
- Maximum screen width for a 72"W tower is 65"W

VESA is the only compatible mount and must be provided by the user.



Monitor mounting kit includes cable cover, which conceals monitor cables routed into the foundation. Cable cover attaches to the inside of the tower and is fabric wrapped to match the shrouds.

Wiring and Cabling



With powerway on foundation top skin option must be selected to allow monitor cords to pass through the top skin and plug into the foundation power.

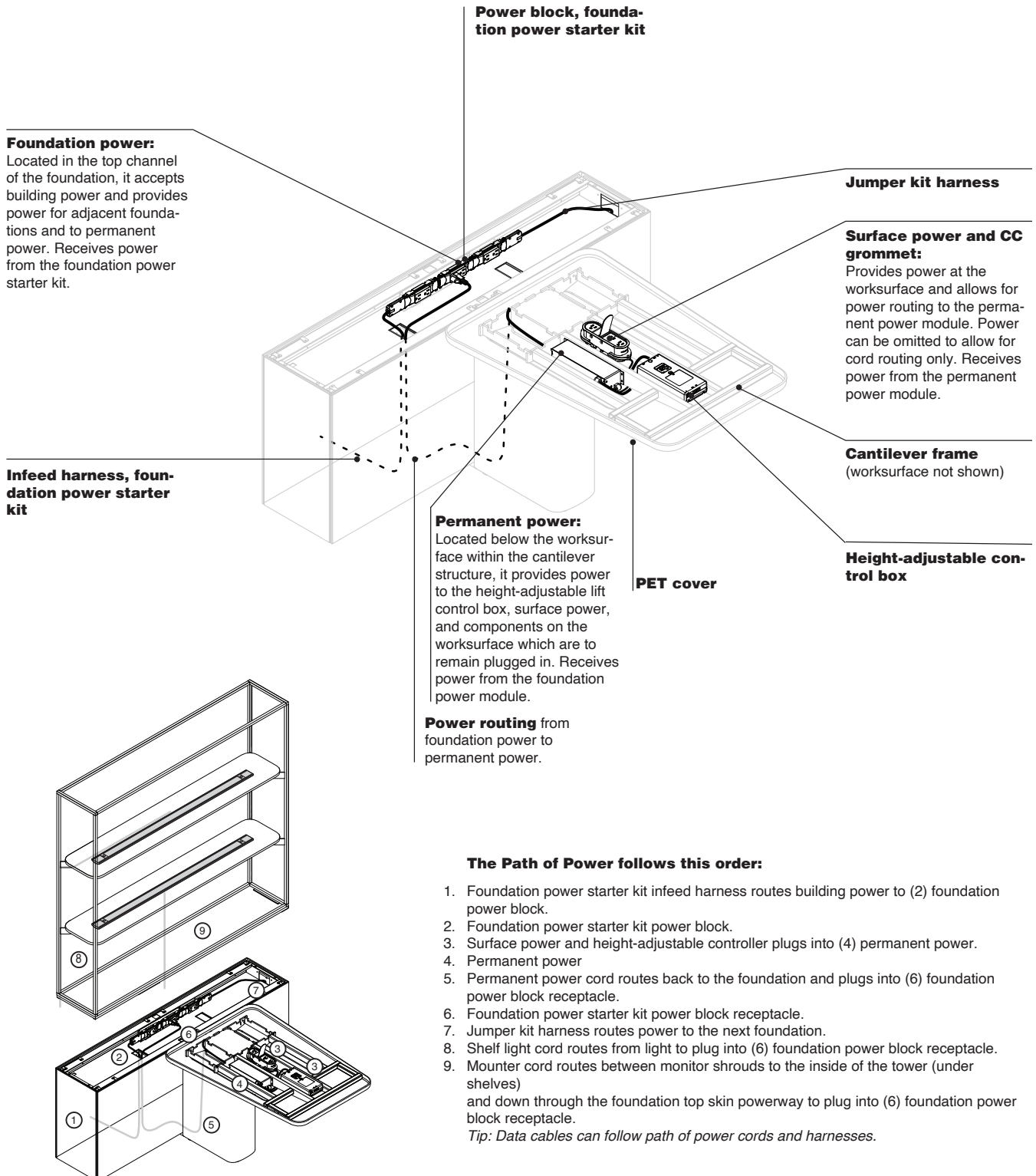
Surface Materials

Tower shrouds and brackets

- Fabric
- Paint

Power and Data

Mackinac power is divided into three different zones: foundation power, permanent power, and surface power.

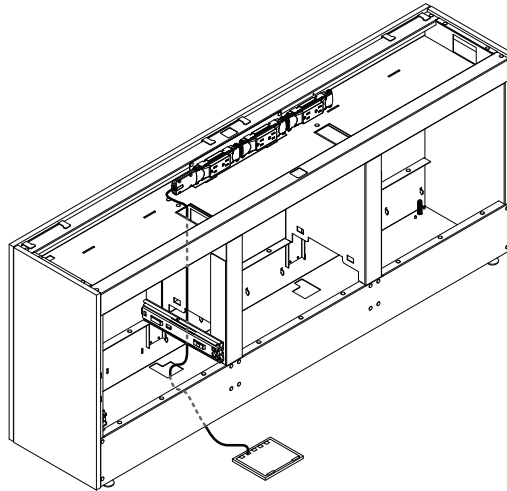


Foundation Power

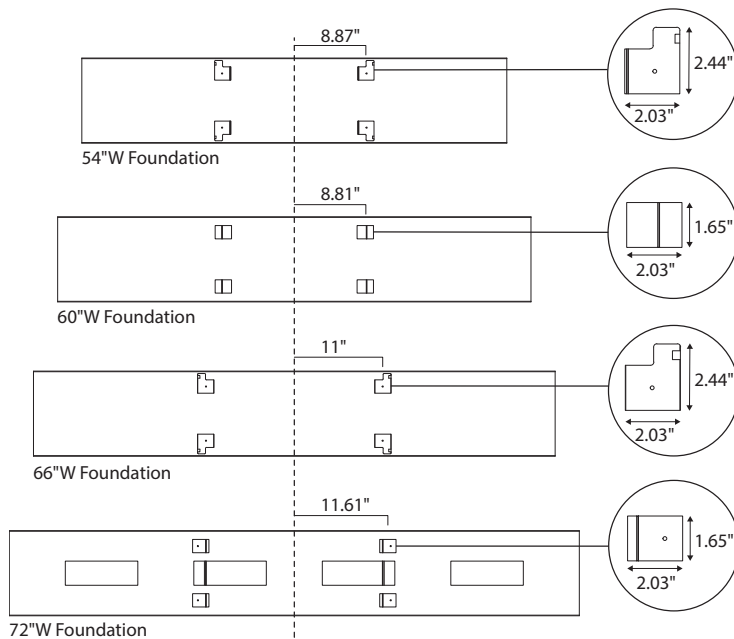
Foundation Power

Foundation power is located in the top channel of the foundation. It accepts building power and provides power for adjacent foundations and to permanent power. Foundation power comes from the foundation power starter kit.

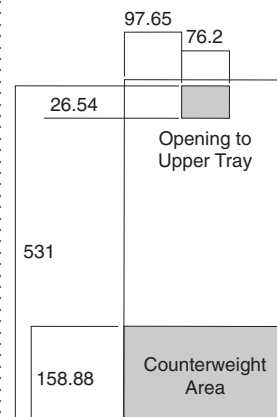
Infeed harnesses route from the building power connection point, underneath the foundation, through access holes, up to the foundation top tray and power block. There is a $\frac{5}{8}$ " gap below the foundation to allow for routing.



Product Details

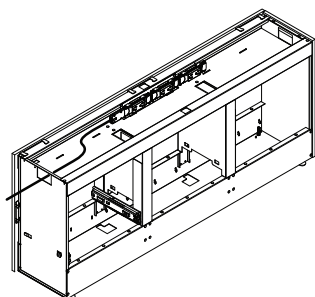


Location of ingress holes in foundation is measured from the centerline of the foundation to centerline of the hole.



Access holes in each end of the foundation allow for jumper harnesses to connect power to adjacent foundations.

End skins are removed when jumpers are used.

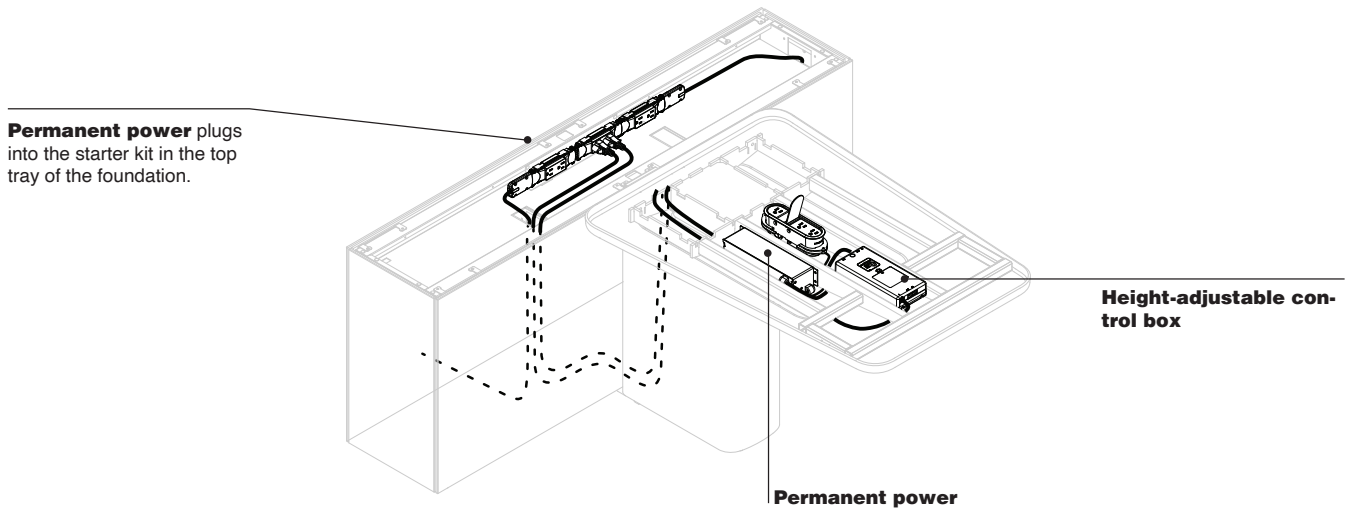


Building power may enter the foundation from the end access holes when foundations are perpendicular to a wall and when building power is located in the wall. However, the location of the building wall power junction box must align with access hole.

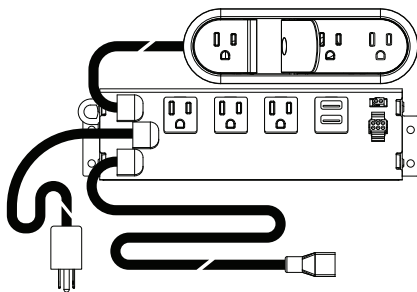
Permanent Power

Permanent and Data

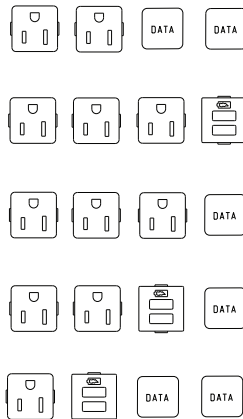
Permanent power is located under the worksurface and supports items that remain on the worksurface, such as monitors and task lighting. It provides power to surface power and is required for height-adjustable worksurfaces.



Product Details

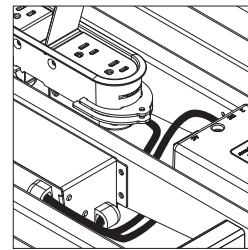


Power box is corded with a three prong grounded plug.

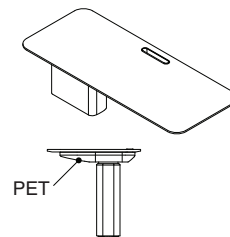


Permanent power options available are:

- Two power, two data
- Three power, two USB-A
- Three power, one data
- Two power, two USB-A, one data
- One power, two USB-A, two data



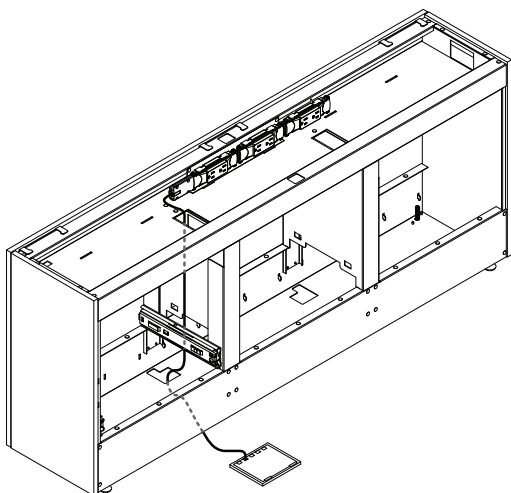
Height-adjustable worksurface control boxes require permanent power. The permanent power box includes a cord to connect power to the height-adjustable control box.



Permanent power is not user accessible, as the PET understructure needs to be removed by an installer.

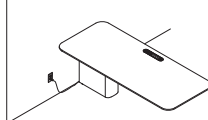
Permanent and Data, continued

Permanent Power for Settings with Foundations



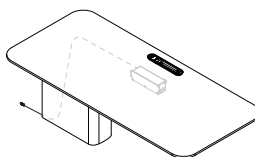
For applications with foundations, the permanent power cord is routed through the column, under the foundation, and up to the foundation power block.

Permanent Power for Wall-Mounted Worksurfaces

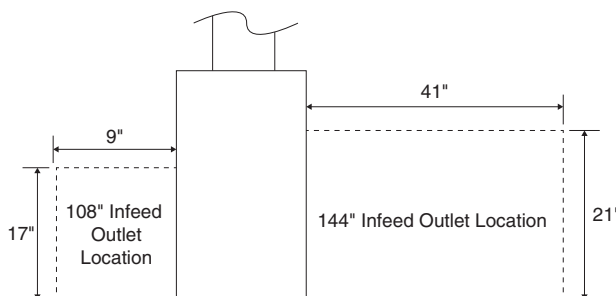


Wall-mounted worksurfaces with permanent power or surface power are standard with cord and plug. Height-adjustable worksurfaces require permanent power and are also standard with cord and plug.

Wall-mounted worksurface columns cannot be placed directly over a wall or floor outlet.



For wall-mounted applications, the permanent power cord is routed through the column and exits to plug into a wall or floor box outlet.



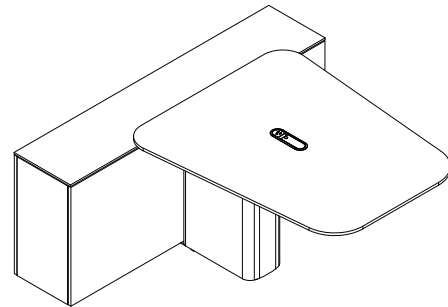
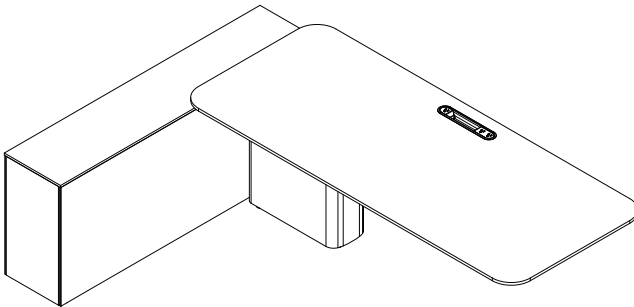
For wall outlet location planning, cord lengths will determine the distance from the column to the outlet.

82" of cord length from permanent power is routed internally through the column. For 108" cords, this leaves 26" of cord to reach the outlet. For 144" cords, this leaves 62" of cord to reach the outlet. Plan outlet location relative to column within the dimensions shown.

Surface Power

Surface Power

Surface power provides power at the worksurface for items like phones and laptops that require temporary access to power. Pass-through feature allows for power routing to the permanent power module.




Product Details




2³/₁₆" outside
1¹/₁₆" inside

1¹/₈" outside
10¹³/₁₆" inside

Personal worksurfaces are standard with a CC grommet which is a pass-through to permanent power and can house power options if selected. CC grommet is standard even when no power or no surface power options are selected.




No Power



3 Power



1 USB-C, 1 Power, 2 USB-A



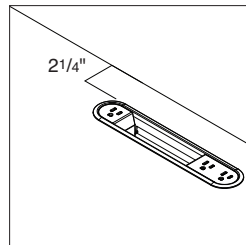
1 USB-C, 2 Power



2 Power, 2 USB-A

5⁷/₈" Passthrough
Dimension

Surface power includes a variety of standard power, USB-A and USB-C configurations. The center of the grommet remains open as a pass-through.



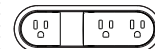
Personal surface power is centered along the back edge of the worksurface, 0" from the back edge.

2³/₁₆" outside
1¹/₁₆" inside
6¹⁵/₁₆" outside
6³/₈" inside

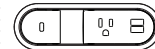


1¹/₂" Passthrough
Dimension

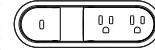
Surface power for collaborative worksurfaces is available as an option. The CC grommet features a pass-through and a flipper door.



3 Power



1 USB-C, 1 Power, 2 USB-A

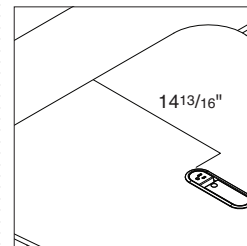


1 USB-C, 2 Power

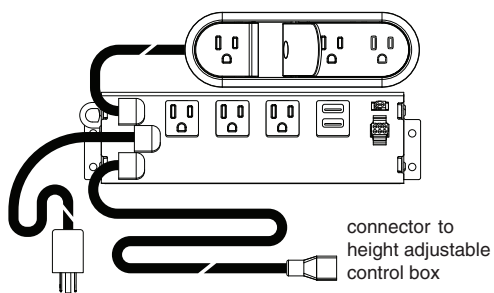


2 Power, 2 USB-A

Surface power includes a variety of standard power, USB-A and USB-C configurations. The center of the grommet remains open as a pass-through.



Collaborative surface power is centered front to back on the worksurface and 0" from the back edge.

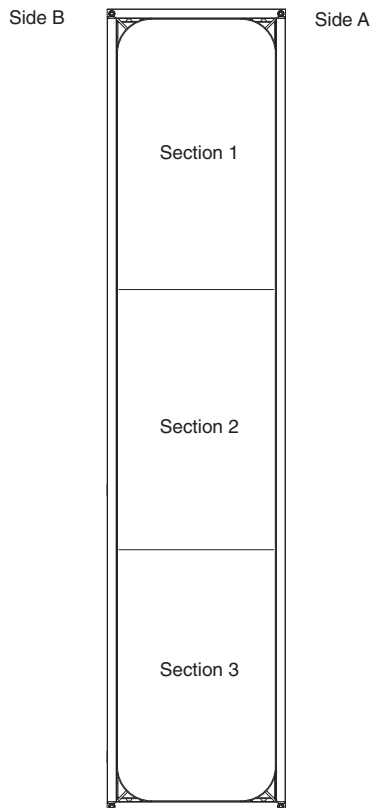


Surface power outlets are pre-wired to the permanent power box based on the power configuration specified.

Tip: USB-C is the latest technology in USB connections. A USB-C connector transmits both data and power faster and more efficient than USB-A. This connection is featured on new devices. Check your personal device for compatibility.

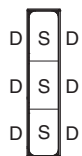
Tip: Maximum power capacity for USB-A is 10 watts of power. USB-C has a maximum capacity of 60 watts.

Mackinac Application Guidelines



Mackinac foundations are split by Side A and B, and Sections 1, 2, and 3. Each section is allowed a drawer, column, or skin. Only one drawer is allowed per foundation section. Only one column is allowed per side. Sides A and B must remain consistent throughout planning.

Foundation with no worksurface (MCKFNWS)



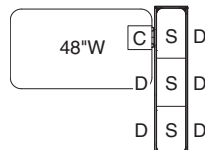
Foundations are allowed one, two, or three drawers and can be placed in any section.

Legend

D = Drawer available
S = Standard counterweight
H = Heavy duty counterweight
C = Column

Foundation with one perpendicular worksurface (MCKF1WSPP)

54"W Foundation



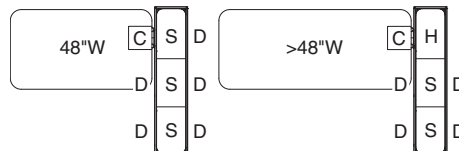
With laminate or wood worksurface:

- 48"W worksurfaces are allowed one, two, or three drawers
- Any worksurface larger than 48"W cannot be placed on a 54"W foundation

With glass or solid surface worksurface:

- Cannot be placed on a 54"W foundation

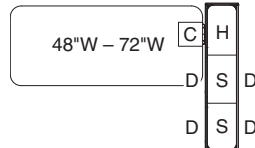
60"W – 72"W Foundation



With laminate or wood worksurface:

- 48"W worksurfaces are allowed one, two, or three drawers
- Worksurfaces larger than 48"W are allowed one or two drawers but cannot be placed in the same section as the worksurface

60"W – 72"W Foundation

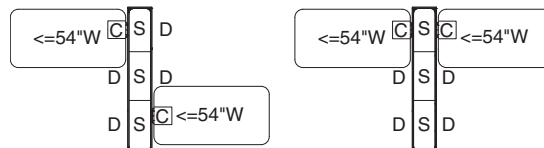


With glass or solid surface worksurface:

- Any worksurface size is allowed one or two drawers but cannot be placed in the same section as the worksurface
- Worksurfaces larger than 66"W must be floor mounted

Foundation with two perpendicular worksurfaces (MCKF2WSPP)

54"W Foundation



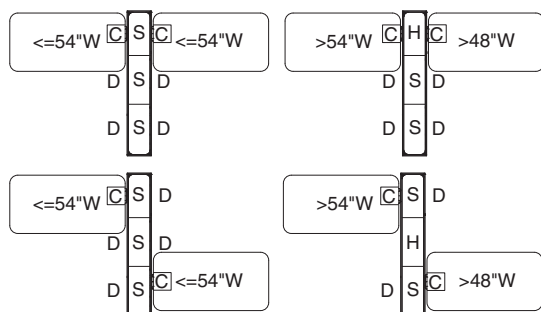
With laminate or wood worksurface:

- Worksurfaces 54"W or less are allowed one, two, or three drawers depending on configuration
- Worksurfaces larger than 54"W cannot be used on the 54"W foundation

With glass or solid surface worksurface:

- Cannot be placed on a 54"W foundation

60"W – 72"W Foundation



With laminate or wood worksurface:

- Worksurfaces 54"W or less are allowed one, two, or three drawers, depending on configuration
- Worksurfaces larger than 54"W are allowed one or two drawers
- If the worksurfaces are in the same section, the drawers must be placed in the other sections
- If the worksurfaces are yin yang, the drawers cannot go in Section 2

60"W – 72"W Foundation

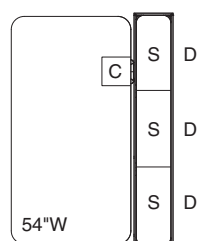


With glass or solid surface worksurface:

- Worksurfaces 48"W and larger are allowed one or two drawers
- If the worksurfaces are in the same section, the drawers must be placed in the other sections
- If the worksurfaces are yin yang, the drawers cannot go in Section 2

Foundation with one parallel worksurface (MCKF1WSPL)

54"W Foundation



With laminate or wood worksurface:

- 54"W worksurface are allowed one, two, or three drawers

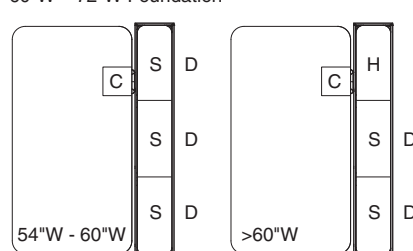
With glass or solid surface worksurface:

- Cannot be placed on a 54"W foundation

Legend

- D** = Drawer available
- S** = Standard counterweight
- H** = Heavy duty counterweight
- C** = Column

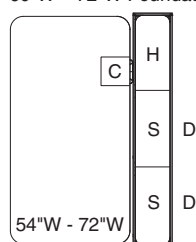
60"W – 72"W Foundation



With laminate or wood worksurface:

- 54"W–60"W worksurfaces are allowed one, two, or three drawers
- Worksurfaces greater than 60"W are allowed one or two drawers but cannot be in the same section as the column

60"W – 72"W Foundation

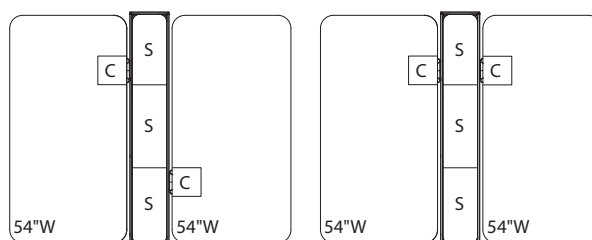


With glass or solid surface worksurface:

- 54"W–72"W worksurfaces are allowed one or two drawers but cannot be in the same section as the column

Foundation with two parallel worksurfaces (MCKF2WSPL)

54"W Foundation



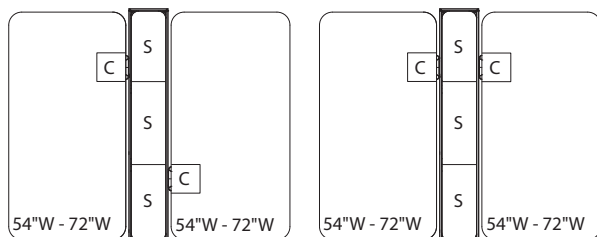
With laminate or wood worksurface:

- Worksurfaces cannot be longer than the foundation but can be shorter than the foundation and must not contain drawers

With glass or solid surface worksurface:

- Cannot be placed on a 54"W foundation

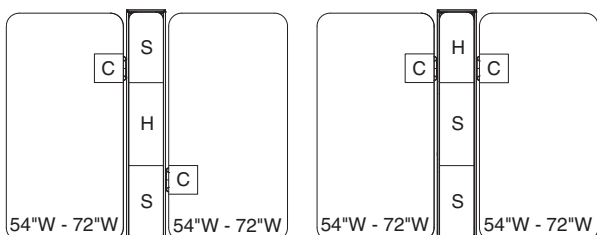
60"W – 72"W Foundation



With laminate or wood worksurface:

- Worksurfaces cannot be longer than the foundation but can be shorter than the foundation and must not contain drawers

60"W – 72"W Foundation

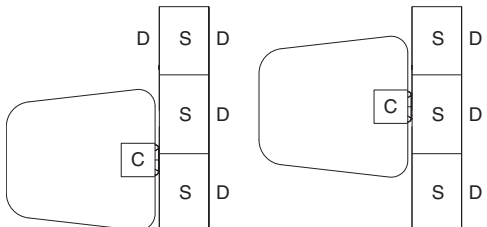


With glass or solid surface worksurface:

- Worksurfaces cannot be longer than the foundation but can be shorter than the foundation and must not contain drawers

Foundation with one collaborative worksurface (MCKF1WSC)

54"W Foundation



With laminate or wood worksurface:

- Worksurfaces are allowed one, two, or three drawers
- If worksurface is in Section 2, then a drawer can be placed in Section 2 on the opposite side

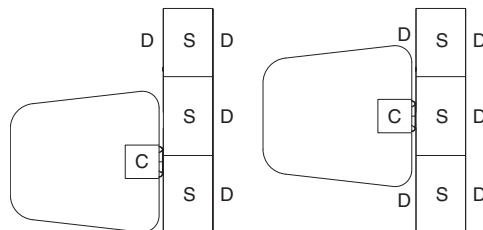
With glass or solid surface worksurface:

- Cannot be placed on a 54"W foundation

Legend

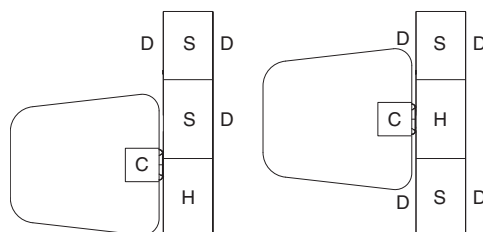
- D** = Drawer available
- S** = Standard counterweight
- H** = Heavy duty counterweight
- C** = Column

60"W – 72"W Foundation



With laminate or wood worksurface:

- Worksurfaces are allowed one, two, or three drawers

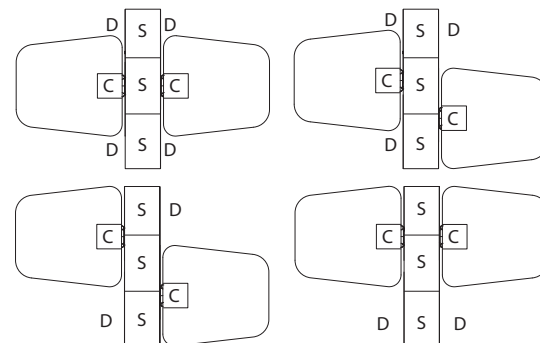


With glass or solid surface worksurface:

- Worksurfaces are allowed one or two drawers
- If the worksurface is in Section 1, 2, or 3, a drawer cannot be placed in that same section on the opposite side

Foundation with two collaborative worksurfaces (MCKF2WSC)

54"W Foundation



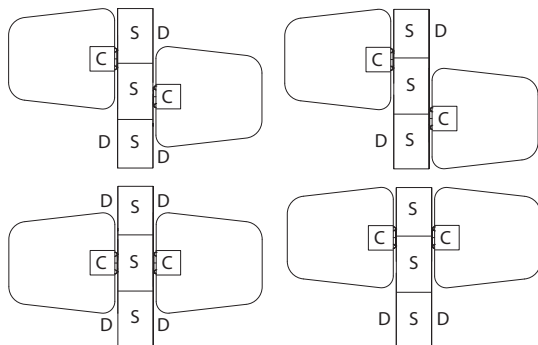
With laminate or wood worksurface:

- Worksurfaces are allowed one or two drawers depending on configuration

With glass or solid surface worksurface:

- Cannot be placed on a 54"W foundation

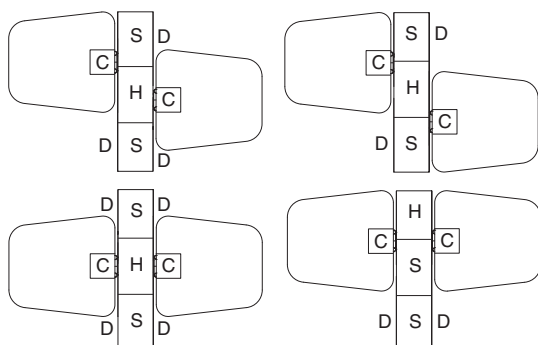
60"W – 72"W Foundation



With laminate or wood worksurface:

- Worksurfaces are allowed one or two drawers depending on configuration

60"W – 72"W Foundation

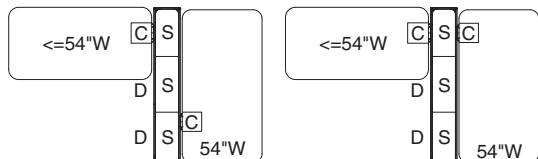


With glass or solid surface worksurface:

- Worksurfaces are allowed one or two drawers depending on configuration

Foundation with one perpendicular worksurface and one parallel worksurface (MCKF1WSPP1WSPL)

54"W Foundation



With laminate or wood worksurface:

- Worksurfaces are allowed one or two drawers
- Drawers must be placed on perpendicular side
- Worksurfaces can be 54"W or less on perpendicular worksurfaces and only 54"W on parallel worksurfaces
- Worksurfaces larger than 54"W are not allowed

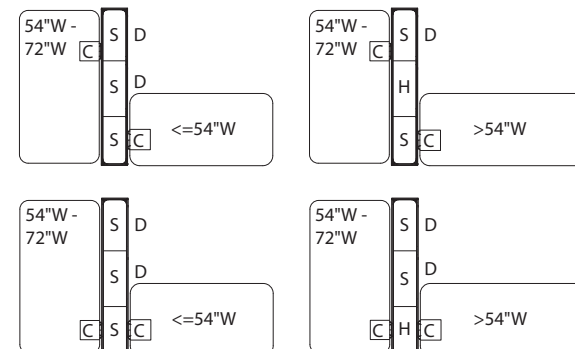
With glass or solid surface worksurface:

- Cannot be placed on a 54"W foundation

Legend

- D** = Drawer available
- S** = Standard counterweight
- H** = Heavy duty counterweight
- C** = Column

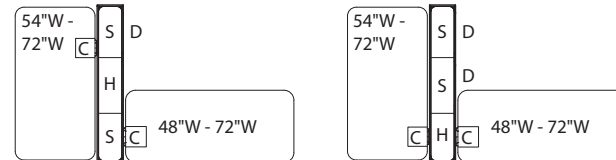
60"W - 72"W Foundation



With laminate or wood worksurface:

- Worksurfaces are allowed one or two drawers depending on configuration
- If perpendicular worksurface is 54"W or less, then two drawers are allowed
- If perpendicular worksurface is larger than 54"W and the columns on the worksurfaces are yin yang, then the drawer cannot be placed in Section 2
- If columns are in the same section then two drawers are allowed

60"W - 72"W Foundation

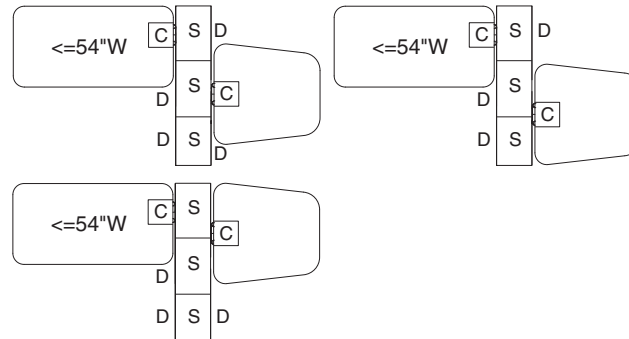


With glass or solid surface worksurface:

- Worksurfaces are allowed one or two drawers depending on configuration
- Perpendicular worksurfaces can be 48"W–72"W
- Parallel worksurfaces can be 54"W–72"W
- If columns for worksurfaces are yin yang, then only one drawer can be on the perpendicular side

Foundation with one perpendicular worksurface and one collaborative worksurface (MCKF1WSPP1WSC)

54"W Foundation



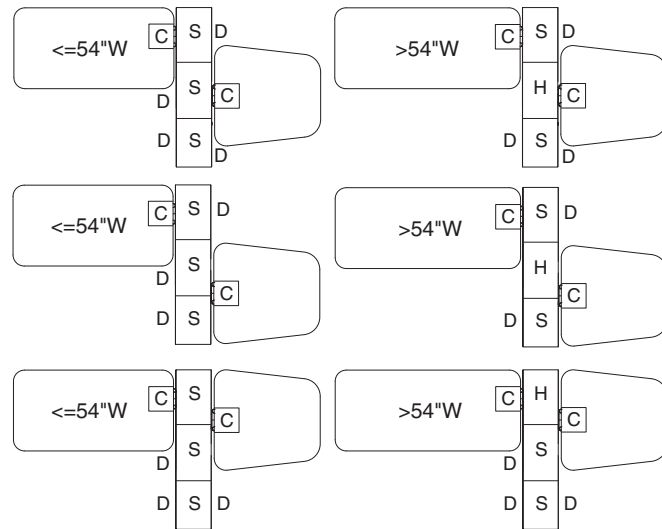
With laminate or wood worksurface:

- Worksurfaces are allowed one, two, or three drawers depending on configuration
- Perpendicular worksurfaces must be 54"W or less
- Worksurfaces larger than 54"W are not allowed

With glass or solid surface worksurface:

- Cannot be placed on a 54"W foundation

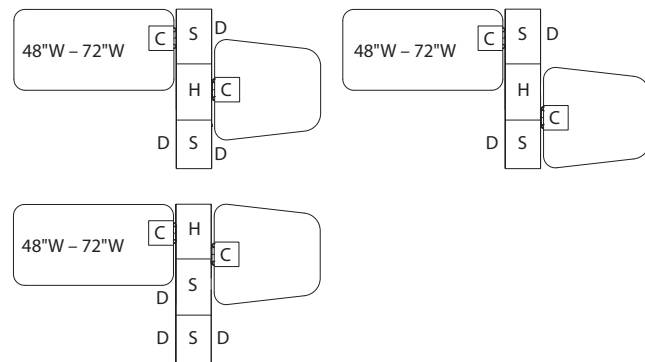
60"W – 72"W Foundation



With laminate or wood worksurface:

- Worksurfaces are allowed one, two, or three drawers depending on configuration
- If perpendicular worksurface is greater than 54"W and collaborative worksurface is in section two, then the drawer cannot be placed in Section 2 on the perpendicular side
- If perpendicular worksurface is greater than 54"W and columns for the worksurfaces are yin yang, then the drawer cannot be placed in Section 2 on perpendicular side

60"W – 72"W Foundation



With glass or solid surface worksurface:

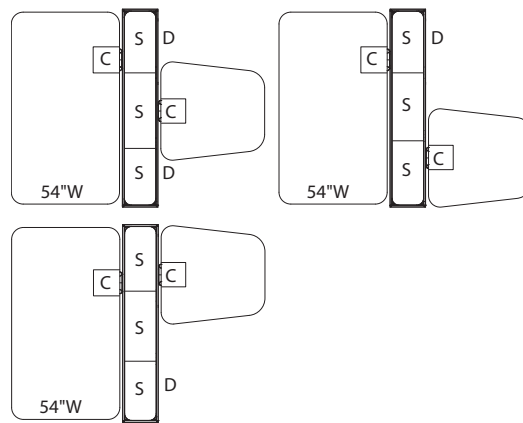
- All sizes of perpendicular worksurfaces are allowed one or two drawers depending on configuration

Legend

- D** = Drawer available
- S** = Standard counterweight
- H** = Heavy duty counterweight
- C** = Column

Foundation with one parallel worksurface and one collaborative worksurface (MCKF1WSPL1WSC)

54"W Foundation



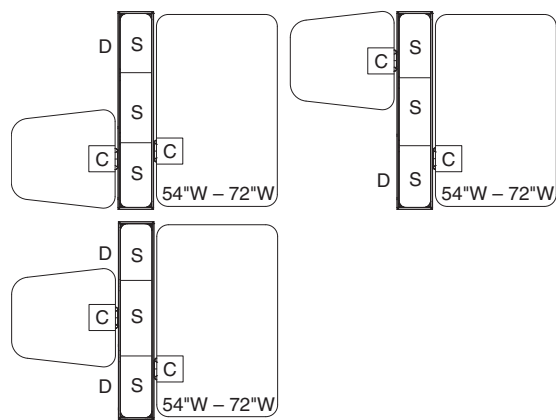
With laminate or wood worksurface:

- Worksurfaces are allowed one or two drawers depending on configuration

With glass or solid surface worksurface:

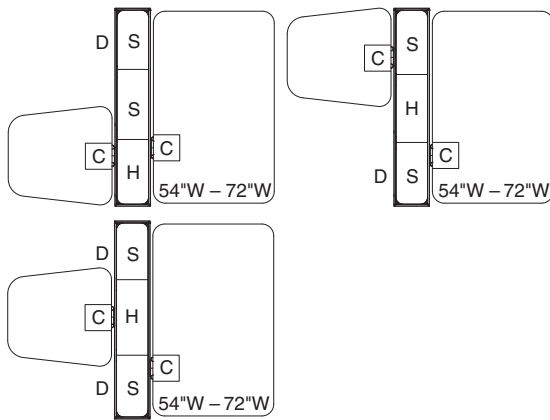
- Cannot be placed on a 54"W foundation

60"W – 72"W Foundation



With laminate or wood worksurface:

- Worksurfaces are allowed one or two drawer depending on configuration



With glass or solid surface worksurface:

- Worksurfaces are allowed one or two drawers depending on configuration

Legend

- D** = Drawer available
- S** = Standard counterweight
- H** = Heavy duty counterweight
- C** = Column

Height-Adjustable Column Lifting Capacity

Collaborative Worksurfaces

		Laminate	Veneer	Glass	Solid Surface
36"D	42"W	210 lb	210 lb	177 lb	198 lb
42"D	42"W	203 lb	203 lb	166 lb	190 lb
42"D	48"W	203 lb	203 lb	166 lb	184 lb
42"D	54"W	203 lb	203 lb	166 lb	177 lb

Personal Perpendicular Worksurfaces

		Laminate	Veneer	Glass	Solid Surface
30"D	48"W	198 lb	198 lb	169 lb	187 lb
30"D	54"W	195 lb	195 lb	159 lb	180 lb
30"D	60"W	190 lb	190 lb	150 lb	173 lb
30"D	66"W	184 lb	184 lb	140 lb	166 lb
30"D	72"W	171 lb	171 lb	114 lb	159 lb
36"D	48"W	194 lb	194 lb	157 lb	179 lb
36"D	54"W	189 lb	189 lb	146 lb	171 lb
36"D	60"W	183 lb	183 lb	135 lb	163 lb
36"D	66"W	177 lb	177 lb	124 lb	155 lb
36"D	72"W	171 lb	171 lb	114 lb	147 lb

Personal Parallel Worksurfaces

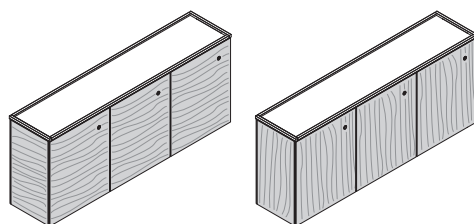
		Laminate	Veneer	Glass	Solid Surface
30"D	54"W	195 lb	195 lb	161 lb	182 lb
30"D	60"W	190 lb	190 lb	152 lb	175 lb
30"D	66"W	184 lb	184 lb	142 lb	168 lb
30"D	72"W	179 lb	179 lb	133 lb	161 lb
36"D	54"W	189 lb	189 lb	148 lb	173 lb
36"D	60"W	183 lb	183 lb	137 lb	165 lb
36"D	66"W	177 lb	177 lb	126 lb	157 lb
36"D	72"W	171 lb	171 lb	115 lb	149 lb

Tip: Weight limitations for the height-adjustable column are shown for each worksurface and its specified dimensions.

Mackinac Grain Direction

Wood is a natural, unique, and always changing material. No two pieces are the same. The appearance of each surface will vary based on a piece's individual grain pattern, underlying color, and characteristics (like gum pockets and pin knots). While the finishing process is identical for all pieces, each finished piece celebrates wood's individual beauty. Because wood contains standing fibers, similar to suede, the orientation of the grain pattern to a light source will cause it to reflect light differently and look a slightly different color. Two surfaces with grain directions that are at different angles to each other will look different. This natural phenomenon is called flash or polarization. This can happen within a piece as alternating veneer leaves are placed side by side or from piece to piece. Polarization is often noticed on worksurfaces installed at a 90° angle with each other.

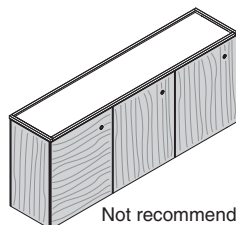
Grain Direction on Foundations



Horizontal

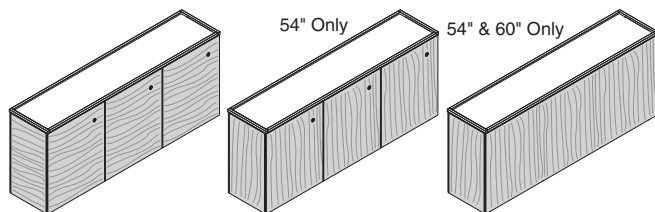
Vertical

Wood veneer grain direction can be specified as either horizontal or vertical for the foundation. End skins will always follow the selection of the foundation grain direction.



Not recommended

Opposing grain direction from the foundation can be specified for individual side skins and drawer fronts; however, it is recommended that all skins within the side match the same direction. If grain direction is mixed on one side, polarization will cause the veneer skins to appear a different color or shade.



54" Only

54" & 60" Only

Wood grain laminate grain direction can be specified as horizontal or vertical; however, vertical application is limited. Laminate sheet sizes limit the ability to match vertical grains across a side. Vertical orientation is only available on each side of 54"W foundations or on 60"W foundations, if all skins are selected (without drawers). End skins will always follow the selection of the foundation grain direction.

Solid surface grain direction on foundation skins is only available as horizontal.

Grain Direction on Worksurfaces, Shelves, and Foundation Top Skin



Long grain direction



Short grain direction

Long grain or short grain direction is available as an option on worksurfaces, shelves, and foundation top skins.

Woodgrain laminate is not allowed with short grain direction on worksurfaces or tower shelves larger than 60"W.

Solid surface is only available with long grain direction.

Worksurface edges are always long grain (horizontal).

Specifying Mackinac

Mackinac Settings

Foundation with One Perpendicular Worksurface	52
Foundation with One Parallel Worksurface	58
Foundation with One Collaborative Worksurface	64
Foundation with Two Perpendicular Worksurfaces	70
Foundation with Two Parallel Worksurfaces	76
Foundation with Two Collaborative Worksurfaces	82
Foundation with One Perpendicular Worksurface and One Parallel Worksurface	88
Foundation with One Perpendicular Worksurface and One Collaborative Worksurface	96
Foundation with One Parallel Worksurface and One Collaborative Worksurface	104
Foundation	112

Mackinac Wall-Mounted Personal Worksurfaces

Wall-Mounted Personal Perpendicular and Parallel Worksurfaces	118
---	------------

Mackinac Wall-Mounted Collaborative Worksurfaces

Wall-Mounted Collaborative Worksurfaces	122
---	------------

Mackinac Privacy/Modesty Screens

Glass Privacy/Modesty Screens	126
Fabric Privacy/Modesty Screens	127

Mackinac Tower Shrouds

Tower Shrouds, Full Length	128
Tower Shrouds, Half Length	128
Three Full Shrouds with Monitor Mount Hardware Kit	129

Mackinac Power Components

Foundation Power Starter Kit	131
Jumper Kit	132
Power Junction Boxes for Chicago Hardwiring	133

Mackinac Accessories

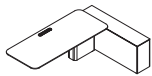
Foundation Ganging Bracket	134
Tower Ganging Bracket	134
Personal Drawer Accessory Package	135
Monitor Mount Pad	135
Foundation Floor Attachment Kit	135

Mackinac Components for Future Additions or Reconfiguration

Tower	136
Foundation Top Skin	138

Mackinac Settings

Foundation with One Perpendicular Worksurface



Right-handed worksurface shown.

► Need help?
Product details,
page 14

Standard Includes

- 12"D foundation (back/front/sides): laminate price group 1
- Foundation edges: plastic
- Foundation top skin: laminate price group 1
- Foundation top skin edge: plastic
- Worksurface: laminate
- Worksurface edge: plastic
- Worksurface understructure: P631 Dark Heather Grey PET
- Surface power, grommet: paint price group 1
- Permanent power, below worksurface
- Column: paint price group 1
- Column cap: plastic
- Attachment hardware

Required to Specify

- 1 Style number
 - 2 Foundation width (see below under Required Selections)
 - 3 Foundation sides/sections (see below under Required Selections)
 - 4 Worksurface size option (see below under Required Selections)
 - 5 Worksurface depth (see below under Required Selections)
 - 6 Worksurface width (see below under Required Selections)
 - 7 Column height (see below under Required Selections)
 - 8 Permanent power for worksurface (see below under Required Selections)
 - 9 Counterweights (see below under Required Selections)
 - 10 Laminate color number for foundation skins
 - 11 Laminate color number for foundation top skin
 - 12 Plastic color number for foundation skin edges
 - 13 Plastic color number for foundation top skin edge
 - 14 Laminate color number for worksurface
 - 15 Plastic color number for worksurface edge
 - 16 Paint color number for power grommet
 - 17 Paint color number for column
 - 18 Plastic color number for column cap
 - 19 Options, if selected (see below)
- See *Surface Materials*, page 142.

	Required Selections	U.S. Price	Required to Specify
Foundation Width	<ul style="list-style-type: none"> • 54"W • 60"W • 66"W • 72"W 	Prices at right Prices at right Prices at right Prices at right	Specify <i>with 54"W</i> . Specify <i>with 60"W</i> . Specify <i>with 66"W</i> . Specify <i>with 72"W</i> .
Foundation Sides/Sections	Side A, Section 1		
	<ul style="list-style-type: none"> • Skin only • Worksurface location (if worksurface selected in another section) • Drawer (if drawer not selected on side B, Section 1) 	No cost No cost +\$216	Specify <i>with skin only</i> . Specify worksurface location. Specify <i>with drawer</i> .
	Side A, Section 2		
	<ul style="list-style-type: none"> • Skin only • Drawer (if drawer not selected on side B, Section 2) 	No cost +\$216	Specify <i>with skin only</i> . Specify <i>with drawer</i> .
	Side A, Section 3		
	<ul style="list-style-type: none"> • Skin only • Worksurface location (if worksurface selected in another section) • Drawer (if drawer not selected on side B, Section 3) 	No cost No cost +\$216	Specify <i>with skin only</i> . Specify worksurface location. Specify <i>with drawer</i> .

► Required Selections, continued on next page



For Canadian Pricing

Multiply U.S. Price by the Canadian price factor.

► See page 1 for details.

► Required Selections, continued from previous page

	Required Selections	U.S. Price	Required to Specify
Foundation Sides/Sections, continued	Side B, Section 1		
	• Skin only	No cost	Specify <i>with skin only</i> .
	• Worksurface location (if worksurface selected in another section)	No cost	Specify worksurface location.
	• Drawer (if drawer not selected on side A, Section 1)	+\$216	Specify <i>with drawer</i> .
	Side B, Section 2		
	• Skin only	No cost	Specify <i>with skin only</i> .
	• Drawer (if drawer not selected on side A, Section 2)	+\$216	Specify <i>with drawer</i> .
	Side B, Section 3		
	• Skin only	No cost	Specify <i>with skin only</i> .
Worksurface Size Option	• Worksurface location (if worksurface selected in another section)	No cost	Specify worksurface location.
	• Drawer (if drawer not selected on side A, Section 3)	+\$216	Specify <i>with drawer</i> .
	• Modular	No cost	Specify <i>with modular</i> .
	• Parametric	No cost	Specify <i>with parametric</i> .
	Worksurface Depth		
	• 30"D	Prices at right	Specify <i>with 30"D</i> .
	• 36"D	Prices at right	Specify <i>with 36"D</i> .
	Worksurface Width		
	• 48"W	Prices at right	Specify <i>with 48"W</i> .
Column Height	• 54"W	Prices at right	Specify <i>with 54"W</i> .
	• 60"W	Prices at right	Specify <i>with 60"W</i> .
	• 66"W	Prices at right	Specify <i>with 66"W</i> .
	• 72"W	Prices at right	Specify <i>with 72"W</i> .
	• Seated height, fixed	No cost	Specify <i>with seated height, fixed</i> .
	• Standing height, fixed	+\$ 72	Specify <i>with standing height, fixed</i> .
	• Height adjustable	+\$333	Specify <i>with height adjustable</i> .
	Permanent Power for Worksurface		
	• No power	No cost	Specify <i>with no permanent power</i> .
Counterweights	• Three power, two USB	+\$207	Specify <i>with three power, two USB</i> .
	• Three power, one data	+\$207	Specify <i>with three power, one data</i> .
	• Two power, two data	+\$357	Specify <i>with two power, two data</i> .
	• Two power, two USB, one data	+\$357	Specify <i>with two power, two USB, one data</i> .
	• One power, two USB, two data	+\$357	Specify <i>with one power, two USB, two data</i> .
	• Floor mounted	+\$144	Specify <i>with floor mounted</i> .
	• Standard counterweight package	+\$295	Specify <i>with standard package</i> .
	• HD counterweight package	+\$571	Specify <i>with HD package</i> .

Tip: Parametric pricing can be found in SmartTools.

Tip: Parametric sizes are not available for solid surface worksurfaces.

Tip: HD counterweight package increases stability and is required in some configurations.

► Options, continued on next page

**For Canadian Pricing**

Multiply U.S. Price by the Canadian price factor.

► See page 1 for details.

Mackinac Settings, Foundation with One Perpendicular Worksurface, continued

► Options, continued from previous page

Tip: The finish picked for foundation will be applied to the back, front, and sides.

For laminate group 2 and 3 pricing, please refer to the electronic catalog or SmartTools.

	Options	U.S. Price	Required to Specify
Surface Materials	Laminate on foundation with top skin, and/or worksurface		
	• Laminate price group 2	See information at left	Specify laminate color number.
	• Laminate price group 3	See information at left	Specify laminate color number.
	• Open Line laminate	+\$105 plus cost of laminate	► See <i>Surface Materials Reference Manual</i> .
	Composite veneer on foundation with top skin, and/or worksurface		
	• Composite veneer group 1	Prices at right	Specify composite veneer color number.
	• Composite veneer group 2	Prices at right	Specify composite veneer color number.
	Wood veneer on foundation with top skin, and/or worksurface		
	• Wood group 1	Prices at right	Specify wood color number.
	• Wood group 2	Prices at right	Specify wood color number.
Powerway on Foundation Top Skin	• Wood group 3	Prices at right	Specify wood color number.
	• Customiz stain	No cost	Specify with <i>Customiz stain</i> .
	• Full-fill finish on wood group 1 (on worksurface only)	Prices at right	► See <i>Surface Materials Reference Manual</i> . Specify full-fill finish number.
	Glass on foundation with top skin, and/or worksurface		
	• Back painted glass	Prices at right	Specify back painted glass color number.
	Solid surface on foundation with top skin, and/or worksurface		
	• Solid surface group A	Prices at right	Specify solid surface finish number.
	• Solid surface group B	Prices at right	Specify solid surface finish number.
	• Solid surface group C	Prices at right	Specify solid surface finish number.
	• Solid surface group D	Prices at right	Specify solid surface finish number.
Grain Direction	Column		
	• Paint price group 1	No cost	Specify paint color number.
	• Paint price group 2	+\$212	Specify paint color number.
	• Paint price group 3	+\$284	Specify paint color number.
	Power grommet for worksurface		
	• Paint price group 1	No cost	Specify paint color number.
	• Paint price group 2	+\$ 17	Specify paint color number.
	• Paint price group 3	+\$ 28	Specify paint color number.
	• No powerway	No cost	Specify with <i>no powerway</i> .
	• With powerway	+\$109	Specify with <i>powerway</i> .
	Foundation		
	• Laminate		
	– No grain direction	No cost	Specify with <i>no grain direction</i> .
	– Horizontal grain	No cost	Specify with <i>horizontal grain</i> .
	– Vertical grain (on 54"W and 60"W)	No cost	Specify with <i>vertical grain</i> .
	• Wood veneer		
	– Horizontal grain	No cost	Specify with <i>horizontal grain</i> .
	– Vertical grain	No cost	Specify with <i>vertical grain</i> .
	Foundation top skin		
	• Laminate		
	– No grain direction	No cost	Specify with <i>no grain direction</i> .
	– Short grain (on 54"W and 60"W)	No cost	Specify with <i>short grain</i> .
	– Long grain	No cost	Specify with <i>long grain</i> .
	• Wood veneer		
	– Short grain	No cost	Specify with <i>short grain</i> .
	– Long grain	No cost	Specify with <i>long grain</i> .
	Worksurface		
	• Laminate		
	– No grain direction	No cost	Specify with <i>no grain direction</i> .
	– Short grain	No cost	Specify with <i>short grain</i> .
	– Long grain	No cost	Specify with <i>long grain</i> .
	• Wood veneer		
	– Short grain	No cost	Specify with <i>short grain</i> .
	– Long grain	No cost	Specify with <i>long grain</i> .

Tip: Powerway is required when using the monitor shroud.

Tip: Any woodgrain laminate foundation wider than 60" will be horizontal grain direction only.



For Canadian Pricing
Multiply U.S. Price by the Canadian price factor.
► See page 1 for details.

► Options, continued on next page

► Options, continued from previous page

	Options	U.S. Price	Required to Specify
Grain Direction, continued	Shelf (per shelf)		
	• Laminate		
	– No grain direction	No cost	Specify with no grain direction.
	– Short grain	No cost	Specify with short grain.
	– Long grain	No cost	Specify with long grain.
	• Wood veneer		
	– Short grain	No cost	Specify with short grain.
	– Long grain	No cost	Specify with long grain.
Surface Power	• No worksurface power	No cost	Specify with no worksurface power.
	• Three power	+\$ 192	Specify with three power.
	• Two power, two USB-A	+\$ 357	Specify with two power, two USB-A.
	• One power, one USB-C, two USB-A	+\$ 498	Specify with one power, one USB-C, two USB-A.
	• Two power, one USB-C	+\$ 498	Specify with two power, one USB-C.
Drawer Locks	• No locks	No cost	Specify with no locks.
	• With locks	+\$ 13 per drawer	Specify with locks and select 9250 Ember Chrome or 9201 Polished Chrome.
Keying	• Factory- and field-installed keying		► Page 150
Tower	• No tower	No cost	Specify with no tower.
	• 54"W tower	+\$3589	Specify with 54"W tower.
	• 60"W tower	+\$3988	Specify with 60"W tower.
	• 66"W tower	+\$4430	Specify with 66"W tower.
	• 72"W tower	+\$4922	Specify with 72"W tower.
	Shelves		
	• One shelf	+\$ 371	Specify with one shelf.
	• Two shelves	+\$ 742	Specify with two shelves.
	Frame finish		
	• Paint price group 1	No cost	Specify paint color number.
	• Paint price group 2	+\$ 90	Specify paint color number.
	• Paint price group 3	+\$ 186	Specify paint color number.
	• Tower shelf finish (per shelf)	Prices at right	Specify tower shelf finish.
	Edge finish (laminare only)		
	• Plastic	No cost	Specify plastic color number.
	Lighting lower shelf on 54"W or 60"W		
	• No lighting	No cost	Specify with no lighting.
	• With lighting	+\$ 109	Specify with lighting.
	Lighting upper shelf on 54"W or 60"W		
	• No lighting	No cost	Specify with no lighting.
	• With lighting	+\$ 109	Specify with lighting.
	Lighting lower shelf on 66"W or 72"W		
	• No lighting	No cost	Specify with no lighting.
	• With lighting	+\$ 216	Specify with lighting.
	Lighting upper shelf on 66"W or 72"W		
	• No lighting	No cost	Specify with no lighting.
	• With lighting	+\$ 216	Specify with lighting.
Related Products	• Tower shrouds		► Page 128
	• Mackinac electrical components for foundation		► Page 131

► Options, continued on next page

**For Canadian Pricing**

Multiply U.S. Price by the Canadian price factor.

► See page 1 for details.

Mackinac Settings, Foundation with One Perpendicular Worksurface, continued

► Options, continued from previous page

Tower Shelf Finish Upcharges

Tip: Composite veneer group 2 upcharge is in addition to composite veneer group 1 upcharge. Wood group 2 and wood group 3 upcharges are in addition to wood group 1 upcharge.

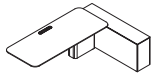
Dimensions D W		Options (Add \$ to Base Price)							
		Laminate Price Group 1	Open Line laminate (plus cost of laminate)	Composite Veneer		Wood			Back Painted Glass
				Composite Veneer Group 1	Composite Veneer Group 2	Wood Group 1	Wood Group 2	Wood Group 3	


Tower Shelf (per shelf)

12"	54"	No cost	+\$105	+\$ 69	+\$22	+\$ 76	+\$24	+\$69	+\$284
12"	60"	No cost	+\$105	+\$137	+\$22	+\$151	+\$24	+\$69	+\$426
12"	66"	No cost	+\$105	+\$206	+\$22	+\$227	+\$24	+\$69	+\$570
12"	72"	No cost	+\$105	+\$275	+\$22	+\$303	+\$24	+\$69	+\$710

Specification Information

Style Number	Dimensions D W		U.S. Base Prices							
			Laminate Price Group 1	Composite Veneer Group 1	Wood Group 1	Back Painted Glass	Solid Surface			
							Group A	Group B	Group C	Group D



MCKF1WSPP Foundation Top Skin Worksurface Tip: The final price will include the price of the foundation with top skin, and worksurface.  For Canadian Pricing Multiply U.S. Price by the Canadian price factor. ► See page 1 for details.	12"	54"	\$ 5920	\$ 6543	\$ 6605	\$ 7624	\$ 12,243	\$ 12,874	\$ 13,570	\$ 14,335
	12"	60"	\$ 5993	\$ 6636	\$ 6700	\$ 7908	\$ 12,596	\$ 13,256	\$ 13,983	\$ 14,781
	12"	66"	\$ 6071	\$ 6780	\$ 6851	\$ 8269	\$ 12,956	\$ 13,644	\$ 14,401	\$ 15,233
	12"	72"	\$ 6333	\$ 7133	\$ 7213	\$ 8744	\$ 13,499	\$ 14,214	\$ 15,000	\$ 15,871
	12"	54"	+\$ 423	+\$ 781	+\$ 817	+\$ 993	+\$ 1407	+\$ 1504	+\$ 1613	+\$ 1732
	12"	60"	+\$ 476	+\$ 834	+\$ 870	+\$1046	+\$ 1460	+\$ 1557	+\$ 1666	+\$ 1785
	12"	66"	+\$ 525	+\$ 883	+\$ 919	+\$1095	+\$ 1509	+\$ 1606	+\$ 1715	+\$ 1834
	12"	72"	+\$ 574	+\$ 932	+\$ 968	+\$1144	+\$ 1558	+\$ 1655	+\$ 1764	+\$ 1883
	30"	48"	+\$6314	+\$6945	+\$7008	+\$7746	+\$ 9257	+\$ 9405	+\$ 9561	+\$ 9723
	30"	54"	+\$6705	+\$7336	+\$7399	+\$8137	+\$ 9648	+\$ 9796	+\$ 9952	+\$10,114
	30"	60"	+\$7124	+\$7836	+\$7907	+\$8828	+\$10,390	+\$10,719	+\$11,076	+\$11,472
	30"	66"	+\$7569	+\$8281	+\$8352	+\$9273	+\$10,835	+\$11,164	+\$11,521	+\$11,917
	30"	72"	+\$8044	+\$8756	+\$8827	+\$9748	+\$11,310	+\$11,639	+\$11,996	+\$12,392
	36"	48"	+\$6441	+\$7072	+\$7135	+\$7873	+\$ 9384	+\$ 9532	+\$ 9688	+\$ 9850
	36"	54"	+\$6841	+\$7472	+\$7535	+\$8273	+\$ 9784	+\$ 9932	+\$10,088	+\$10,250
	36"	60"	+\$7270	+\$7982	+\$8053	+\$8974	+\$10,536	+\$10,865	+\$11,222	+\$11,618
	36"	66"	+\$7723	+\$8435	+\$8506	+\$9427	+\$10,989	+\$11,318	+\$11,675	+\$12,071
	36"	72"	+\$8208	+\$8920	+\$8991	+\$9912	+\$11,474	+\$11,803	+\$12,160	+\$12,556

Solid Surface

Group A	Group B	Group C	Group D
---------	---------	---------	---------

+\$351	+\$386	+\$ 426	+\$ 468
+\$493	+\$542	+\$ 598	+\$ 656
+\$632	+\$695	+\$ 766	+\$ 842
+\$914	+\$978	+\$1047	+\$1116

Options
 (Add \$ to
 Base Price)
Composite Veneer

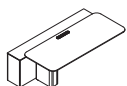
Composite Veneer Group 2	Wood Group 2	Wood Group 3	Full-Fill Finish on Wood Group 1
--------------------------	--------------	--------------	----------------------------------

Wood

+\$ 69	+\$ 76	+\$249	N.A.
+\$ 97	+\$107	+\$376	N.A.
+\$ 97	+\$107	+\$376	N.A.
+\$ 97	+\$107	+\$376	N.A.
+\$ 21	+\$ 23	+\$ 62	N.A.
+\$ 21	+\$ 23	+\$ 62	N.A.
+\$ 21	+\$ 23	+\$ 62	N.A.
+\$ 21	+\$ 23	+\$ 62	N.A.
+\$ 63	+\$ 69	+\$248	+\$ 69
+\$ 63	+\$ 69	+\$248	+\$ 69
+\$ 96	+\$106	+\$365	+\$106
+\$ 96	+\$106	+\$365	+\$106
+\$ 96	+\$106	+\$365	+\$106
+\$ 93	+\$102	+\$322	+\$102
+\$ 93	+\$102	+\$322	+\$102
+\$132	+\$145	+\$505	+\$145
+\$132	+\$145	+\$505	+\$145
+\$132	+\$145	+\$505	+\$145

Mackinac Settings

Foundation with One Parallel Worksurface



Left-handed worksurface shown.

	Standard Includes	Required to Specify
► Need help? Product details, page 14	<ul style="list-style-type: none"> • 12"D foundation (back/front/sides): laminate price group 1 • Foundation edges: plastic • Foundation top skin: laminate price group 1 • Foundation top skin edge: plastic • Worksurface: laminate • Worksurface edge: plastic • Worksurface understructure: P631 Dark Heather Grey PET • Surface power, grommet: paint price group 1 • Permanent power, below worksurface • Column: paint price group 1 • Column cap: plastic • Attachment hardware 	<ol style="list-style-type: none"> 1 Style number 2 Foundation width (see below under Required Selections) 3 Foundation sides/sections (see below under Required Selections) 4 Worksurface size option (see below under Required Selections) 5 Worksurface depth (see below under Required Selections) 6 Worksurface width (see below under Required Selections) 7 Column height (see below under Required Selections) 8 Permanent power for worksurface (see below under Required Selections) 9 Counterweights (see below under Required Selections) 10 Laminate color number for foundation skins 11 Laminate color number for foundation top skin 12 Plastic color number for foundation skin edges 13 Plastic color number for foundation top skin edge 14 Laminate color number for worksurface 15 Plastic color number for worksurface edge 16 Paint color number for power grommet 17 Paint color number for column 18 Plastic color number for column cap 19 Options, if selected (see below) <p>► See <i>Surface Materials</i>, page 142.</p>

	Required Selections	U.S. Price	Required to Specify
Foundation Width	<ul style="list-style-type: none"> • 54"W • 60"W • 66"W • 72"W 	Prices at right Prices at right Prices at right Prices at right	Specify <i>with 54"W</i> . Specify <i>with 60"W</i> . Specify <i>with 66"W</i> . Specify <i>with 72"W</i> .
Foundation Sides/Sections	Side A, Section 1 <ul style="list-style-type: none"> • Skin only • Worksurface location (if worksurface not selected in another section) • Drawer (if drawer not selected on side B, section 1) 	No cost No cost +\$216	Specify <i>with skin only</i> . Specify worksurface location. Specify <i>with drawer</i> .
	Side A, Section 2 <ul style="list-style-type: none"> • Skin only • Drawer (if drawer not selected on side B, section 2) 	No cost +\$216	Specify <i>with skin only</i> . Specify <i>with drawer</i> .
	Side A, Section 3 <ul style="list-style-type: none"> • Skin only • Worksurface location (if worksurface not selected in another section) • Drawer (if drawer not selected on side B, section 3) 	No cost No cost +\$216	Specify <i>with skin only</i> . Specify worksurface location. Specify <i>with drawer</i> .

► Required Selections, continued on next page



For Canadian Pricing
 Multiply U.S. Price by the
 Canadian price factor.
 ► See page 1 for details.

► Required Selections, continued from previous page

	Required Selections	U.S. Price	Required to Specify
Foundation Sides/Sections, continued	Side B, Section 1		
	• Skin only	No cost	Specify with skin only.
	• Worksurface location (if worksurface not selected in another section)	No cost	Specify worksurface location.
	• Drawer (if drawer not selected on side A, section 1)	+\$216	Specify with drawer.
	Side B, Section 2		
	• Skin only	No cost	Specify with skin only.
	• Drawer (if drawer not selected on side A, section 2)	+\$216	Specify with drawer.
	Side B, Section 3		
	• Skin only	No cost	Specify with skin only.
	• Worksurface location (if worksurface not selected in another section)	No cost	Specify worksurface location.
	• Drawer (if drawer not selected on side A, section 3)	+\$216	Specify with drawer.
Worksurface Size Option	• Modular	No cost	Specify with modular.
	• Parametric	No cost	Specify with parametric.
Worksurface Depth	• 30"D	Prices at right	Specify with 30"D.
	• 36"D	Prices at right	Specify with 36"D.
Worksurface Width	• 54"W	Prices at right	Specify with 54"W.
	• 60"W	Prices at right	Specify with 60"W.
	• 66"W	Prices at right	Specify with 66"W.
	• 72"W	Prices at right	Specify with 72"W.
Column Height	• Seated height, fixed	No cost	Specify with seated height, fixed.
	• Standing height, fixed	+\$ 72	Specify with standing height, fixed.
	• Height adjustable	+\$333	Specify with height adjustable.
Permanent Power for Worksurface	• No power	No cost	Specify with no permanent power.
	• Three power, two USB	+\$207	Specify with three power, two USB.
	• Three power, one data	+\$207	Specify with three power, one data.
	• Two power, two data	+\$357	Specify with two power, two data.
	• Two power, two USB, one data	+\$357	Specify with two power, two USB, one data.
	• One power, two USB, two data	+\$357	Specify with one power, two USB, two data.
Counterweights	• Floor mounted	+\$144	Specify with floor mounted.
	• Standard counterweight package	+\$295	Specify with standard package.
	• HD counterweight package	+\$571	Specify with HD package.

Tip: Parametric pricing can be found in SmartTools.

Tip: Parametric sizes are not available for solid surface worksurfaces.

Tip: 48"W worksurface cannot be placed parallel.

Tip: HD counterweight package increases stability and is required in some configurations.

Tip: The finish picked for foundation will be applied to the back, front, and sides.

For laminate group 2 and 3 pricing, please refer to the electronic catalog or SmartTools.



For Canadian Pricing
Multiply U.S. Price by the Canadian price factor.
► See page 1 for details.

	Options	U.S. Price	Required to Specify
Surface Materials	Laminate on foundation with top skin, and/or worksurface		
	• Laminate price group 2	See information at left	Specify laminate color number.
	• Laminate price group 3	See information at left	Specify laminate color number.
	• Open Line laminate	+\$105 plus cost of laminate	► See Surface Materials Reference Manual.
	Composite veneer on foundation with top skin, and/or worksurface		
	• Composite veneer group 1	Prices at right	Specify composite veneer color number.
	• Composite veneer group 2	Prices at right	Specify composite veneer color number.
	Wood veneer on foundation with top skin, and/or worksurface		
	• Wood group 1	Prices at right	Specify wood color number.
	• Wood group 2	Prices at right	Specify wood color number.
	• Wood group 3	Prices at right	Specify wood color number.
	• Customiz stain	No cost	Specify with Customiz stain.
	• Full-fill finish on wood group 1 (on worksurface only)	Prices at right	► See Surface Materials Reference Manual. Specify full-fill finish number.

► Options, continued on next page

► Options, continued from previous page

	Options	U.S. Price	Required to Specify
Surface Materials, continued	Solid surface on foundation with top skin, and/or worksurface		
	• Solid surface group A	Prices at right	Specify solid surface finish number.
	• Solid surface group B	Prices at right	Specify solid surface finish number.
	• Solid surface group C	Prices at right	Specify solid surface finish number.
	• Solid surface group D	Prices at right	Specify solid surface finish number.
	Glass on foundation with top skin, and/or worksurface		
	• Back painted glass	Prices at right	Specify back painted glass color number.
	Column		
	• Paint price group 1	No cost	Specify paint color number.
	• Paint price group 2	+\$212	Specify paint color number.
	• Paint price group 3	+\$284	Specify paint color number.
	Power grommet for worksurface		
	• Paint price group 1	No cost	Specify paint color number.
	• Paint price group 2	+\$ 17	Specify paint color number.
	• Paint price group 3	+\$ 28	Specify paint color number.
Powerway on Foundation Top Skin	• No powerway	No cost	Specify <i>with no powerway</i> .
	• With powerway	+\$109	Specify <i>with powerway</i> .
Grain Direction	Foundation		
	• Laminate		
	– No grain direction	No cost	Specify <i>with no grain direction</i> .
	– Horizontal grain	No cost	Specify <i>with horizontal grain</i> .
	– Vertical grain (on 54"W and 60"W)	No cost	Specify <i>with vertical grain</i> .
	• Wood veneer		
	– Horizontal grain	No cost	Specify <i>with horizontal grain</i> .
	– Vertical grain	No cost	Specify <i>with vertical grain</i> .
	Foundation top skin		
	• Laminate		
	– No grain direction	No cost	Specify <i>with no grain direction</i> .
	– Short grain (on 54"W and 60"W)	No cost	Specify <i>with short grain</i> .
	– Long grain	No cost	Specify <i>with long grain</i> .
	• Wood veneer		
	– Short grain	No cost	Specify <i>with short grain</i> .
	– Long grain	No cost	Specify <i>with long grain</i> .
	Worksurface		
	• Laminate		
	– No grain direction	No cost	Specify <i>with no grain direction</i> .
	– Short grain	No cost	Specify <i>with short grain</i> .
	– Long grain	No cost	Specify <i>with long grain</i> .
	• Wood veneer		
	– Short grain	No cost	Specify <i>with short grain</i> .
	– Long grain	No cost	Specify <i>with long grain</i> .
	Shelf (per shelf)		
	• Laminate		
	– No grain direction	No cost	Specify <i>with no grain direction</i> .
	– Short grain	No cost	Specify <i>with short grain</i> .
	– Long grain	No cost	Specify <i>with long grain</i> .
	• Wood veneer		
	– Short grain	No cost	Specify <i>with short grain</i> .
	– Long grain	No cost	Specify <i>with long grain</i> .
Surface Power	• No worksurface power	No cost	Specify <i>with no worksurface power</i> .
	• Three power	+\$192	Specify <i>with three power</i> .
	• Two power, two USB-A	+\$357	Specify <i>with two power, two USB-A</i> .
	• One power, one USB-C, two USB-A	+\$498	Specify <i>with one power, one USB-C, two USB-A</i> .
	• Two power, one USB-C	+\$498	Specify <i>with two power, one USB-C</i> .

Tip: Any woodgrain laminate foundation skin wider than 60" will be horizontal grain direction only.



For Canadian Pricing

Multiply U.S. Price by the Canadian price factor.

► See page 1 for details.

► Options, continued on next page

► Options, continued from previous page

Tip: All drawers lock if locks are selected.

Options	U.S. Price	Required to Specify
Drawer Locks		
• No locks	No cost	Specify <i>with no locks</i> .
• With locks	+\$ 13 per drawer	Specify <i>with locks</i> and select 9250 Ember Chrome or 9201 Polished Chrome.
Keying		► Page 150
• Factory- and field-installed keying		
Tower		
• No tower	No cost	Specify <i>with no tower</i> .
• 54"W tower	+\$3589	Specify <i>with 54"W tower</i> .
• 60"W tower	+\$3988	Specify <i>with 60"W tower</i> .
• 66"W tower	+\$4430	Specify <i>with 66"W tower</i> .
• 72"W tower	+\$4922	Specify <i>with 72"W tower</i> .
Shelves		
• One shelf	+\$ 371	Specify <i>with one shelf</i> .
• Two shelves	+\$ 742	Specify <i>with two shelves</i> .
Frame finish		
• Paint price group 1	No cost	Specify paint color number.
• Paint price group 2	+\$ 90	Specify paint color number.
• Paint price group 3	+\$ 186	Specify paint color number.
• Tower shelf finish (per shelf)	Prices at right	Specify tower shelf finish.
Edge finish (laminare only)		
• Plastic	No cost	Specify plastic color number.
Lighting lower shelf on 54"W or 60"W		
• No lighting	No cost	Specify <i>with no lighting</i> .
• With lighting	+\$ 109	Specify <i>with lighting</i> .
Lighting upper shelf on 54"W or 60"W		
• No lighting	No cost	Specify <i>with no lighting</i> .
• With lighting	+\$ 109	Specify <i>with lighting</i> .
Lighting lower shelf on 66"W or 72"W		
• No lighting	No cost	Specify <i>with no lighting</i> .
• With lighting	+\$ 216	Specify <i>with lighting</i> .
Lighting upper shelf on 66"W or 72"W		
• No lighting	No cost	Specify <i>with no lighting</i> .
• With lighting	+\$ 216	Specify <i>with lighting</i> .
Related Products		
• Tower shrouds		► Page 128
• Mackinac electrical components for foundation		► Page 131

► Options, continued on next page

**For Canadian Pricing**

Multiply U.S. Price by the Canadian price factor.

► See page 1 for details.

► **Options, continued from previous page**

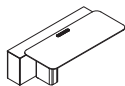
Tower Shelf Finish Upcharges


Tip: Composite veneer group 2 upcharge is in addition to composite veneer group 1 upcharge. Wood group 2 and wood group 3 upcharges are in addition to wood group 1 upcharge.

D	W	Options (Add \$ to Base Price)							
		Laminate Price Group 1	Open Line laminate (plus cost of laminate)	Composite Veneer		Wood			Back Painted Glass
				Composite Veneer Group 1	Composite Veneer Group 2	Wood Group 1	Wood Group 2	Wood Group 3	
Tower Shelf (per shelf)									
12"	54"	No cost	+\$105	+\$ 69	+\$22	+\$ 76	+\$24	+\$69	+\$284
12"	60"	No cost	+\$105	+\$137	+\$22	+\$151	+\$24	+\$69	+\$426
12"	66"	No cost	+\$105	+\$206	+\$22	+\$227	+\$24	+\$69	+\$570
12"	72"	No cost	+\$105	+\$275	+\$22	+\$303	+\$24	+\$69	+\$710

Specification Information

• Style Number	• Dimensions		• U.S. Base Prices							
	D	W	Laminate Price Group 1	Composite Veneer Group 1	Wood Group 1	Back Painted Glass	• Solid Surface			
							Group A	Group B	Group C	Group D



<div>MCKF1WSPL</div> <div>Foundation</div> <div>Tip: The final price will include the price of the Foundation with top skin, and worksurface.</div> <div><div></div><div>For Canadian Pricing</div><div>Multiply U.S. Price by the Canadian price factor.</div></div>	Foundation	12"	54"	\$ 5920	\$ 6543	\$ 6605	\$ 7624	\$ 12,243	\$ 12,874	\$ 13,570	\$ 14,335
		12"	60"	\$ 5993	\$ 6636	\$ 6700	\$ 7908	\$ 12,596	\$ 13,256	\$ 13,983	\$ 14,781
		12"	66"	\$ 6071	\$ 6780	\$ 6851	\$ 8269	\$ 12,956	\$ 13,644	\$ 14,401	\$ 15,233
		12"	72"	\$ 6333	\$ 7133	\$ 7213	\$ 8744	\$ 13,499	\$ 14,214	\$ 15,000	\$ 15,871
	Top Skin	12"	54"	+\$ 423	+\$ 781	+\$ 817	+\$ 993	+\$ 1407	+\$ 1504	+\$ 1613	+\$ 1732
		12"	60"	+\$ 476	+\$ 834	+\$ 870	+\$1046	+\$ 1460	+\$ 1557	+\$ 1666	+\$ 1785
		12"	66"	+\$ 525	+\$ 883	+\$ 919	+\$1095	+\$ 1509	+\$ 1606	+\$ 1715	+\$ 1834
		12"	72"	+\$ 574	+\$ 932	+\$ 968	+\$1144	+\$ 1558	+\$ 1655	+\$ 1764	+\$ 1883
	Worksurface	30"	54"	+\$6705	+\$7336	+\$7399	+\$8137	+\$ 9648	+\$ 9796	+\$ 9952	+\$10,114
		30"	60"	+\$7124	+\$7836	+\$7907	+\$8828	+\$10,390	+\$10,719	+\$11,076	+\$11,472
		30"	66"	+\$7569	+\$8281	+\$8352	+\$9273	+\$10,835	+\$11,164	+\$11,521	+\$11,917
		30"	72"	+\$8044	+\$8756	+\$8827	+\$9748	+\$11,310	+\$11,639	+\$11,996	+\$12,392
		36"	54"	+\$6841	+\$7472	+\$7535	+\$8273	+\$ 9784	+\$ 9932	+\$10,088	+\$10,250
		36"	60"	+\$7270	+\$7982	+\$8053	+\$8974	+\$10,536	+\$10,865	+\$11,222	+\$11,618
		36"	66"	+\$7723	+\$8435	+\$8506	+\$9427	+\$10,989	+\$11,318	+\$11,675	+\$12,071
		36"	72"	+\$8208	+\$8920	+\$8991	+\$9912	+\$11,474	+\$11,803	+\$12,160	+\$12,556

▶ See page 1 for details.

Solid Surface

Group A	Group B	Group C	Group D
---------	---------	---------	---------

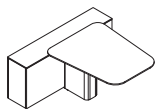
+\$351	+\$386	+\$ 426	+\$ 468
+\$493	+\$542	+\$ 598	+\$ 656
+\$632	+\$695	+\$ 766	+\$ 842
+\$914	+\$978	+\$1047	+\$1116

Options(Add \$ to
Base Price)**Composite
Veneer**Composite
Veneer
Group 2**Wood**Wood
Group 2Wood
Group 3Full-Fill
Finish on
Wood
Group 1

+\$ 69	+\$ 76	+\$249	N.A.
+\$ 97	+\$107	+\$376	N.A.
+\$ 97	+\$107	+\$376	N.A.
+\$ 97	+\$107	+\$376	N.A.
+\$ 21	+\$ 23	+\$ 62	N.A.
+\$ 21	+\$ 23	+\$ 62	N.A.
+\$ 21	+\$ 23	+\$ 62	N.A.
+\$ 21	+\$ 23	+\$ 62	N.A.
+\$ 63	+\$ 69	+\$248	+\$ 69
+\$ 96	+\$106	+\$365	+\$106
+\$ 96	+\$106	+\$365	+\$106
+\$ 96	+\$106	+\$365	+\$106
+\$ 93	+\$102	+\$322	+\$102
+\$132	+\$145	+\$505	+\$145
+\$132	+\$145	+\$505	+\$145
+\$132	+\$145	+\$505	+\$145

Mackinac Settings

Foundation with One Collaborative Worksurface



► Need help?
Product details,
page 14

Standard Includes

- 12"D foundation (back/front/sides): laminate price group 1
- Foundation edges: plastic
- Foundation top skin: laminate price group 1
- Foundation top skin edge: plastic
- Worksurface: laminate
- Worksurface edge: plastic
- Worksurface understructure: P631 Dark Heather Grey PET
- Permanent power, below worksurface
- Column: paint price group 1
- Column cap: plastic
- Attachment hardware

Required to Specify

- 1 Style number
 - 2 Foundation width (see below under Required Selections)
 - 3 Foundation sides/sections (see below under Required Selections)
 - 4 Worksurface depth (see below under Required Selections)
 - 5 Worksurface width (see below under Required Selections)
 - 6 Column height (see below under Required Selections)
 - 7 Permanent power for worksurface (see below under Required Selections)
 - 8 Counterweights (see below under Required Selections)
 - 9 Laminate color number for foundation skins
 - 10 Laminate color number for foundation top skin
 - 11 Plastic color number for foundation skin edges
 - 12 Plastic color number for foundation top skin edge
 - 13 Laminate color number for worksurface
 - 14 Plastic color number for worksurface edge
 - 15 Paint color number for column
 - 16 Plastic color number for column cap
 - 17 Options, if selected (see below)
- See *Surface Materials*, page 142.

Tip: Only one drawer per foundation section is allowed.

Tip: If a collaborative worksurface is placed in section one or three then section two cannot have a drawer.

	Required Selections	U.S. Price	Required to Specify
Foundation Width	<ul style="list-style-type: none"> • 54"W • 60"W • 66"W • 72"W 	Prices at right Prices at right Prices at right Prices at right	Specify <i>with 54"W</i> . Specify <i>with 60"W</i> . Specify <i>with 66"W</i> . Specify <i>with 72"W</i> .
Foundation Sides/Sections	Side A, Section 1		
	• Skin only	No cost	Specify <i>with skin only</i> .
	• Worksurface location (if worksurface not selected in another section)	No cost	Specify worksurface location.
	• Drawer (if drawer not selected on side B, section 1)	+\$216	Specify <i>with drawer</i> .
	Side A, Section 2		
	• Skin only	No cost	Specify <i>with skin only</i> .
	• Worksurface location (if worksurface not selected in another section)	No cost	Specify worksurface location.
	• Drawer (if drawer not selected on side B, section 2)	+\$216	Specify <i>with drawer</i> .
	Side A, Section 3		
	• Skin only	No cost	Specify <i>with skin only</i> .
	• Worksurface location (if worksurface not selected in another section)	No cost	Specify worksurface location.
	• Drawer (if drawer not selected on side B, section 3)	+\$216	Specify <i>with drawer</i> .

► Required Selections, continued on next page



For Canadian Pricing

Multiply U.S. Price by the Canadian price factor.

► See page 1 for details.

► Required Selections, continued from previous page

	Required Selections	U.S. Price	Required to Specify
Foundation Sides/Sections, continued	Side B, Section 1		
	• Skin only	No cost	Specify <i>with skin only</i> .
	• Worksurface location (if worksurface not selected in another section)	No cost	Specify worksurface location.
	• Drawer (if drawer not selected on side A, section 1)	+\$216	Specify <i>with drawer</i> .
	Side B, Section 2		
	• Skin only	No cost	Specify <i>with skin only</i> .
	• Worksurface location (if worksurface not selected in another section)	No cost	Specify worksurface location.
	• Drawer (if drawer not selected on side A, section 2)	+\$216	Specify <i>with drawer</i> .
	Side B, Section 3		
	• Skin only	No cost	Specify <i>with skin only</i> .
	• Worksurface location (if worksurface not selected in another section)	No cost	Specify worksurface location.
	• Drawer (if drawer not selected on side A, section 3)	+\$216	Specify <i>with drawer</i> .
Worksurface Depth	• 42"D	Prices at right	Specify <i>with 42"D</i> .
	• 48"D	Prices at right	Specify <i>with 48"D</i> .
	• 54"D	Prices at right	Specify <i>with 54"D</i> .
Worksurface Width	• 36"W (only with 42"D)	Prices at right	Specify <i>with 36"W</i> .
	• 42"W	Prices at right	Specify <i>with 42"W</i> .
Column Height	• Seated height, fixed	No cost	Specify <i>with seated height, fixed</i> .
	• Standing height, fixed	+\$ 72	Specify <i>with standing height, fixed</i> .
	• Height adjustable	+\$333	Specify <i>with height adjustable</i> .
Permanent Power for Worksurface	• No power	No cost	Specify <i>with no permanent power</i> .
	• Three power, two USB	+\$207	Specify <i>with three power, two USB</i> .
	• Three power, one data	+\$207	Specify <i>with three power, one data</i> .
	• Two power, two data	+\$357	Specify <i>with two power, two data</i> .
	• Two power, two USB, one data	+\$357	Specify <i>with two power, two USB, one data</i> .
	• One power, two USB, two data	+\$357	Specify <i>with one power, two USB, two data</i> .
Counterweights	• Floor mounted	+\$144	Specify <i>with floor mounted</i> .
	• Standard counterweight package	+\$295	Specify <i>with standard package</i> .
	• HD counterweight package	+\$571	Specify <i>with HD package</i> .

Tip: HD counterweight package increases stability and is required in some configurations.

Tip: The finish picked for foundation will be applied to the back, front, and sides.

For laminate group 2 and 3 pricing, please refer to the electronic catalog or SmartTools.

	Options	U.S. Price	Required to Specify
Surface Materials	Laminate on foundation with top skin, and/or worksurface		
	• Laminate price group 2	See information at left	Specify laminate color number.
	• Laminate price group 3	See information at left	Specify laminate color number.
	• Open Line laminate	+\$105 plus cost of laminate	► See <i>Surface Materials Reference Manual</i> .
	Composite veneer on foundation with top skin, and/or worksurface		
	• Composite veneer group 1	Prices at right	Specify composite veneer color number.
	• Composite veneer group 2	Prices at right	Specify composite veneer color number.
	Wood veneer on foundation with top skin, and/or worksurface		
	• Wood group 1	Prices at right	Specify wood color number.
	• Wood group 2	Prices at right	Specify wood color number.
	• Wood group 3	Prices at right	Specify wood color number.
	• Customiz stain	Prices at right	Specify <i>with Customiz stain</i> .
	• Full-fill finish on wood group 1 (on worksurface only)	Prices at right	► See <i>Surface Materials Reference Manual</i> . Specify full-fill finish number.

► Options, continued on next page



For Canadian Pricing
Multiply U.S. Price by the Canadian price factor.
► See page 1 for details.

► Options, continued from previous page

	Options	U.S. Price	Required to Specify
Surface Materials, continued	Solid surface on foundation with top skin, and/or worksurface		
	• Solid surface group A	Prices at right	Specify solid surface finish number.
	• Solid surface group B	Prices at right	Specify solid surface finish number.
	• Solid surface group C	Prices at right	Specify solid surface finish number.
	• Solid surface group D	Prices at right	Specify solid surface finish number.
	Glass on foundation with top skin, and/or worksurface		
	• Back painted glass	Prices at right	Specify back painted glass color number.
	Column		
	• Paint price group 1	No cost	Specify paint color number.
	• Paint price group 2	+\$212	Specify paint color number.
	• Paint price group 3	+\$284	Specify paint color number.
	Power grommet for worksurface		
	• Paint price group 1	No cost	Specify paint color number.
	• Paint price group 2	+\$ 17	Specify paint color number.
	• Paint price group 3	+\$ 28	Specify paint color number.
	Power grommet lid for worksurface		
	• Paint price group 1	No cost	Specify paint color number.
	• Paint price group 2	+\$ 9	Specify paint color number.
	• Paint price group 3	+\$ 23	Specify paint color number.
Powerway on Foundation Top Skin	• No powerway	No cost	Specify <i>with no powerway</i> .
	• With powerway	+\$109	Specify <i>with powerway</i> .
Grain Direction	Foundation		
	• Laminate		
	– No grain direction	No cost	Specify <i>with no grain direction</i> .
	– Horizontal grain	No cost	Specify <i>with horizontal grain</i> .
	– Vertical grain (on 54"W and 60"W)	No cost	Specify <i>with vertical grain</i> .
	• Wood veneer		
	– Horizontal grain	No cost	Specify <i>with horizontal grain</i> .
	– Vertical grain	No cost	Specify <i>with vertical grain</i> .
	Foundation top skin		
	• Laminate		
	– No grain direction	No cost	Specify <i>with no grain direction</i> .
	– Short grain (on 54"W and 60"W)	No cost	Specify <i>with short grain</i> .
	– Long grain	No cost	Specify <i>with long grain</i> .
	• Wood veneer		
	– Short grain	No cost	Specify <i>with short grain</i> .
	– Long grain	No cost	Specify <i>with long grain</i> .
	Worksurface		
	• Laminate		
	– No grain direction	No cost	Specify <i>with no grain direction</i> .
	– Short grain	No cost	Specify <i>with short grain</i> .
	– Long grain	No cost	Specify <i>with long grain</i> .
	• Wood veneer		
	– Short grain	No cost	Specify <i>with short grain</i> .
	– Long grain	No cost	Specify <i>with long grain</i> .
	Shelf (per shelf)		
	• Laminate		
	– No grain direction	No cost	Specify <i>with no grain direction</i> .
	– Short grain	No cost	Specify <i>with short grain</i> .
	– Long grain	No cost	Specify <i>with long grain</i> .
	• Wood veneer		
	– Short grain	No cost	Specify <i>with short grain</i> .
	– Long grain	No cost	Specify <i>with long grain</i> .

Tip: Any woodgrain laminate foundation skin wider than 60" will be horizontal grain direction only.

► Options, continued on next page



For Canadian Pricing

Multiply U.S. Price by the Canadian price factor.

► See page 1 for details.

► Options, continued from previous page

	Options	U.S. Price	Required to Specify
Surface Power	• No worksurface power	No cost	Specify <i>with no worksurface power</i> .
	• Three power	+\$ 192	Specify <i>with three power</i> .
	• Two power, two USB-A	+\$ 357	Specify <i>with two power, two USB-A</i> .
	• One power, one USB-C, two USB-A	+\$ 498	Specify <i>with one power, one USB-C, two USB-A</i> .
	• Two power, one USB-C	+\$ 498	Specify <i>with two power, one USB-C</i> .
Drawer Locks	• No locks	No cost	Specify <i>with no locks</i> .
	• With locks	+\$ 13 per drawer	Specify <i>with locks</i> and select 9250 Ember Chrome or 9201 Polished Chrome.
Keying	• Factory- and field-installed keying		► Page 150
Tower	• No tower	No cost	Specify <i>with no tower</i> .
	• 54"W tower	+\$3589	Specify <i>with 54"W tower</i> .
	• 60"W tower	+\$3988	Specify <i>with 60"W tower</i> .
	• 66"W tower	+\$4430	Specify <i>with 66"W tower</i> .
	• 72"W tower	+\$4922	Specify <i>with 72"W tower</i> .
	Shelves		
	• One shelf	+\$ 371	Specify <i>with one shelf</i> .
	• Two shelves	+\$ 742	Specify <i>with two shelves</i> .
	Frame finish		
	• Paint price group 1	No cost	Specify paint color number.
	• Paint price group 2	+\$ 90	Specify paint color number.
	• Paint price group 3	+\$ 186	Specify paint color number.
	• Tower shelf finish (per shelf)	Prices at right	Specify tower shelf finish.
	Edge finish (lamine only)		
	• Plastic	No cost	Specify plastic color number.
	Lighting lower shelf on 54"W or 60"W		
	• No lighting	No cost	Specify <i>with no lighting</i> .
	• With lighting	+\$ 109	Specify <i>with lighting</i> .
	Lighting upper shelf on 54"W or 60"W		
	• No lighting	No cost	Specify <i>with no lighting</i> .
	• With lighting	+\$ 109	Specify <i>with lighting</i> .
	Lighting lower shelf on 66"W or 72"W		
	• No lighting	No cost	Specify <i>with no lighting</i> .
	• With lighting	+\$ 216	Specify <i>with lighting</i> .
	Lighting upper shelf on 66"W or 72"W		
	• No lighting	No cost	Specify <i>with no lighting</i> .
	• With lighting	+\$ 216	Specify <i>with lighting</i> .
Related Products	• Tower shrouds		► Page 128
	• Mackinac electrical components for foundation		► Page 131

► Options, continued on next page

Tip: All drawers lock if locks are selected.

Tip: Tower and top skin must be the same size as the foundation.

Tip: Foundation power is required if lighting is specified.

**For Canadian Pricing**

Multiply U.S. Price by the Canadian price factor.

► See page 1 for details.

► Options, continued from previous page

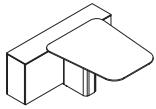
Tower Shelf Finish Upcharges

Tip: Composite veneer group 2 upcharge is in addition to composite veneer group 1 upcharge. Wood group 2 and wood group 3 upcharges are in addition to wood group 1 upcharge.

• Dimensions D W		• Options (Add \$ to Base Price)							
		Laminate Price Group 1	Open Line laminate (plus cost of laminate)	Composite Veneer		Wood			Back Painted Glass
				Composite Veneer Group 1	Composite Veneer Group 2	Wood Group 1	Wood Group 2	Wood Group 3	
Tower Shelf (per shelf)									
12"	54"	No cost	+\$105	+\$ 69	+\$22	+\$ 76	+\$24	+\$69	+\$284
12"	60"	No cost	+\$105	+\$137	+\$22	+\$151	+\$24	+\$69	+\$426
12"	66"	No cost	+\$105	+\$206	+\$22	+\$227	+\$24	+\$69	+\$570
12"	72"	No cost	+\$105	+\$275	+\$22	+\$303	+\$24	+\$69	+\$710

Specification Information

• Style Number	• Dimensions D W		• U.S. Base Prices							
			Laminate Price Group 1	Composite Veneer Group 1	Wood Group 1	Back Painted Glass	Solid Surface			
							Group A	Group B	Group C	Group D



MCKF1WSC	Foundation	12"	54"	\$ 5920	\$ 6543	\$ 6605	\$ 7624	\$12,243	\$12,874	\$13,570	\$14,335
		12"	60"	\$ 5993	\$ 6636	\$ 6700	\$ 7908	\$12,596	\$13,256	\$13,983	\$14,781
		12"	66"	\$ 6071	\$ 6780	\$ 6851	\$ 8269	\$12,956	\$13,644	\$14,401	\$15,233
		12"	72"	\$ 6333	\$ 7133	\$ 7213	\$ 8744	\$13,499	\$14,214	\$15,000	\$15,871
	Top Skin	12"	54"	+\$ 423	+\$ 781	+\$ 817	+\$ 993	+\$ 1407	+\$ 1504	+\$ 1613	+\$ 1732
		12"	60"	+\$ 476	+\$ 834	+\$ 870	+\$1046	+\$ 1460	+\$ 1557	+\$ 1666	+\$ 1785
		12"	66"	+\$ 525	+\$ 883	+\$ 919	+\$1095	+\$ 1509	+\$ 1606	+\$ 1715	+\$ 1834
		12"	72"	+\$ 574	+\$ 932	+\$ 968	+\$1144	+\$ 1558	+\$ 1655	+\$ 1764	+\$ 1883
	Worksurface	42"	36"	+\$5942	+\$6502	+\$6558	+\$7212	+\$ 8153	+\$ 8263	+\$ 8378	+\$ 8502
		42"	42"	+\$6062	+\$6622	+\$6678	+\$7332	+\$ 8273	+\$ 8383	+\$ 8498	+\$ 8622
		48"	42"	+\$6186	+\$6746	+\$6802	+\$7456	+\$ 8397	+\$ 8507	+\$ 8622	+\$ 8746
		54"	42"	+\$6307	+\$6867	+\$6923	+\$7577	+\$ 8518	+\$ 8628	+\$ 8743	+\$ 8867

Tip: The final price will include the price of the Foundation with top skin, and worksurface.



For Canadian Pricing

Multiply U.S. Price by the Canadian price factor.

► See page 1 for details.



Solid Surface

Group A Group B Group C Group D

+\$351	+\$386	+\$ 426	+\$ 468
+\$493	+\$542	+\$ 598	+\$ 656
+\$632	+\$695	+\$ 766	+\$ 842
+\$914	+\$978	+\$1047	+\$1116

Options
(Add \$ to
Base Price)

Composite
Veneer

Composite
Veneer
Group 2

Wood

Wood
Group 2

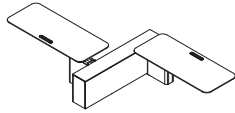
Wood
Group 3

Full-Fill
Finish on
Wood
Group 1

+\$69	+\$ 76	+\$249	N.A.
+\$97	+\$107	+\$376	N.A.
+\$97	+\$107	+\$376	N.A.
+\$97	+\$107	+\$376	N.A.
+\$21	+\$ 23	+\$ 62	N.A.
+\$21	+\$ 23	+\$ 62	N.A.
+\$21	+\$ 23	+\$ 62	N.A.
+\$21	+\$ 23	+\$ 62	N.A.
+\$63	+\$ 69	+\$248	+\$ 69
+\$93	+\$102	+\$322	+\$102
+\$93	+\$102	+\$322	+\$102
+\$93	+\$102	+\$322	+\$102

Mackinac Settings

Foundation with Two Perpendicular Worksurfaces



Left-handed worksurface shown.

► Need help?
Product details,
page 14

Standard Includes

- 12"D foundation (back/front/sides): laminate price group 1
- Foundation edges: plastic
- Foundation top skin: laminate price group 1
- Foundation top skin edge: plastic
- Worksurfaces: laminate
- Worksurface edges: plastic
- Worksurface understructures: P631 Dark Heather Grey PET
- Surface power grommets: paint price group 1
- Permanent power, below worksurfaces
- Columns: paint price group 1
- Column caps: plastic
- Attachment hardware

Required to Specify

- 1 Style number
 - 2 Foundation width (see below under Required Selections)
 - 3 Foundation sides/sections (see below under Required Selections)
 - 4 Worksurface size option (see below under Required Selections)
 - 5 Worksurface depths (see below under Required Selections)
 - 6 Worksurface widths (see below under Required Selections)
 - 7 Column heights (see below under Required Selections)
 - 8 Permanent power for worksurfaces (see below under Required Selections)
 - 9 Counterweights (see below under Required Selections)
 - 10 Laminate color number for foundation skins
 - 11 Laminate color number for foundation top skin
 - 12 Plastic color number for foundation skin edges
 - 13 Plastic color number for foundation top skin edge
 - 14 Laminate color number for worksurfaces
 - 15 Plastic color number for worksurface edges
 - 16 Paint color number for power grommets
 - 17 Paint color number for columns
 - 18 Plastic color number for column caps
 - 19 Options, if selected (see below)
- See *Surface Materials*, page 142.

Tip: Only one drawer per foundation section is allowed.

	Required Selections	U.S. Price	Required to Specify
Foundation Width	<ul style="list-style-type: none"> • 54"W • 60"W • 66"W • 72"W 	Prices at right Prices at right Prices at right Prices at right	Specify <i>with 54"W</i> . Specify <i>with 60"W</i> . Specify <i>with 66"W</i> . Specify <i>with 72"W</i> .
Foundation Sides/Sections	Side A, Section 1 <ul style="list-style-type: none"> • Skin only • Worksurface location (if worksurface not selected in another section) • Drawer (if drawer not selected on side B, section 1) 	No cost No cost +\$216	Specify <i>with skin only</i> . Specify <i>worksurface location</i> . Specify <i>with drawer</i> .
	Side A, Section 2 <ul style="list-style-type: none"> • Skin only • Drawer (if drawer not selected on side B, section 2) 	No cost +\$216	Specify <i>with skin only</i> . Specify <i>with drawer</i> .
	Side A, Section 3 <ul style="list-style-type: none"> • Skin only • Worksurface location (if worksurface not selected in another section) • Drawer (if drawer not selected on side B, section 3) 	No cost No cost +\$216	Specify <i>with skin only</i> . Specify <i>worksurface location</i> . Specify <i>with drawer</i> .

► **Required Selections, continued on next page**



For Canadian Pricing

Multiply U.S. Price by the Canadian price factor.

► See page 1 for details.

► Required Selections, continued from previous page

	Required Selections	U.S. Price	Required to Specify
Foundation Sides/Sections, continued	Side B, Section 1		
	• Skin only	No cost	Specify <i>with skin only</i> .
	• Worksurface location (if worksurface not selected in another section)	No cost	Specify worksurface location.
	• Drawer (if drawer not selected on side A, section 1)	+\$216	Specify <i>with drawer</i> .
	Side B, Section 2		
	• Skin only	No cost	Specify <i>with skin only</i> .
	• Drawer (if drawer not selected on side A, section 2)	+\$216	Specify <i>with drawer</i> .
	Side B, Section 3		
	• Skin only	No cost	Specify <i>with skin only</i> .
Worksurface Size Option	• Worksurface location (if worksurface not selected in another section)	No cost	Specify worksurface location.
	• Drawer (if drawer not selected on side A, section 3)	+\$216	Specify <i>with drawer</i> .
	Worksurface		
	• Modular	No cost	Specify <i>with modular</i> .
	• Parametric	No cost	Specify <i>with parametric</i> .
	Worksurface Depths		
	• 30"D	Prices at right	Specify <i>with 30"D</i> .
	• 36"D	Prices at right	Specify <i>with 36"D</i> .
	Worksurface Widths		
Column Heights	• 48"W	Prices at right	Specify <i>with 48"W</i> .
	• 54"W	Prices at right	Specify <i>with 54"W</i> .
	• 60"W	Prices at right	Specify <i>with 60"W</i> .
	• 66"W	Prices at right	Specify <i>with 66"W</i> .
	• 72"W	Prices at right	Specify <i>with 72"W</i> .
	Permanent Power for Worksurface		
	• Seated height, fixed	No cost	Specify <i>with seated height, fixed</i> .
	• Standing height, fixed	+\$ 72	Specify <i>with standing height, fixed</i> .
	• Height adjustable	+\$333	Specify <i>with height adjustable</i> .
Counterweights	• No power	No cost	Specify <i>with no permanent power</i> .
	• Three power, two USB	+\$207	Specify <i>with three power, two USB</i> .
	• Three power, one data	+\$207	Specify <i>with three power, one data</i> .
	• Two power, two data	+\$357	Specify <i>with two power, two data</i> .
	• Two power, two USB, one data	+\$357	Specify <i>with two power, two USB, one data</i> .
	• One power, two USB, two data	+\$357	Specify <i>with one power, two USB, two data</i> .
	Surface Materials		
	• Floor mounted	+\$144	Specify <i>with floor mounted</i> .
	• Standard counterweight package	+\$295	Specify <i>with standard package</i> .
	• HD counterweight package	+\$571	Specify <i>with HD package</i> .

Tip: Parametric pricing can be found in SmartTools.

Tip: Parametric sizes are not available for solid surface worksurfaces.

Tip: HD counterweight package increases stability and is required in some configurations.

Tip: The finish picked for foundation will be applied to the back, front, and sides.

For laminate group 2 and 3 pricing, please refer to the electronic catalog or SmartTools.



For Canadian Pricing
Multiply U.S. Price by the Canadian price factor.
► See page 1 for details.

	Options	U.S. Price	Required to Specify
Surface Materials	Laminate on foundation with top skin, and/or worksurface		
	• Laminate price group 2	See information at left	Specify laminate color number.
	• Laminate price group 3	See information at left	Specify laminate color number.
	• Open Line laminate	+\$105 plus cost of laminate	► See <i>Surface Materials Reference Manual</i> .
	Composite veneer on foundation with top skin, and/or worksurface		
	• Composite veneer group 1	Prices at right	Specify composite veneer color number.
	• Composite veneer group 2	Prices at right	Specify composite veneer color number.
	Wood veneer on foundation with top skin, and/or worksurfaces		
	• Wood group 1	Prices at right	Specify wood color number.
	• Wood group 2	Prices at right	Specify wood color number.
	• Wood group 3	Prices at right	Specify wood color number.
	• Customiz stain	No cost	Specify <i>with Customiz stain</i> .
Options, continued on next page	• Full-fill finish on wood group 1 (on worksurface only)	Prices at right	► See <i>Surface Materials Reference Manual</i> . Specify full-fill finish number.

► Options, continued from previous page

	Options	U.S. Price	Required to Specify
Surface Materials, continued	Solid surface on foundation with top skin, and/or worksurface		
	• Solid surface group A	Prices at right	Specify solid surface finish number.
	• Solid surface group B	Prices at right	Specify solid surface finish number.
	• Solid surface group C	Prices at right	Specify solid surface finish number.
	• Solid surface group D	Prices at right	Specify solid surface finish number.
	Glass on foundation with top skin, and/or worksurfaces		
	• Back painted glass	Prices at right	Specify back painted glass color number.
	Columns		
	• Paint price group 1	No cost	Specify paint color number.
	• Paint price group 2	+\$212	Specify paint color number.
	• Paint price group 3	+\$284	Specify paint color number.
	Power grommets		
	• Paint price group 1	No cost	Specify paint color number.
	• Paint price group 2	+\$ 17	Specify paint color number.
	• Paint price group 3	+\$ 28	Specify paint color number.
Powerway on Foundation Top Skin	• No powerway	No cost	Specify <i>with no powerway</i> .
	• With powerway	+\$109	Specify <i>with powerway</i> .
Grain Direction	Foundation		
	• Laminate		
	– No grain direction	No cost	Specify <i>with no grain direction</i> .
	– Horizontal grain	No cost	Specify <i>with horizontal grain</i> .
	– Vertical grain (on 54"W and 60"W)	No cost	Specify <i>with vertical grain</i> .
	• Wood veneer		
	– Horizontal grain	No cost	Specify <i>with horizontal grain</i> .
	– Vertical grain	No cost	Specify <i>with vertical grain</i> .
	Foundation top skin		
	• Laminate		
	– No grain direction	No cost	Specify <i>with no grain direction</i> .
	– Short grain (on 54"W and 60"W)	No cost	Specify <i>with short grain</i> .
	– Long grain	No cost	Specify <i>with long grain</i> .
	• Wood veneer		
	– Short grain	No cost	Specify <i>with short grain</i> .
	– Long grain	No cost	Specify <i>with long grain</i> .
	Worksurface		
	• Laminate		
	– No grain direction	No cost	Specify <i>with no grain direction</i> .
	– Short grain	No cost	Specify <i>with short grain</i> .
	– Long grain	No cost	Specify <i>with long grain</i> .
	• Wood veneer		
	– Short grain	No cost	Specify <i>with short grain</i> .
	– Long grain	No cost	Specify <i>with long grain</i> .
	Shelf (per shelf)		
	• Laminate		
	– No grain direction	No cost	Specify <i>with no grain direction</i> .
	– Short grain	No cost	Specify <i>with short grain</i> .
	– Long grain	No cost	Specify <i>with long grain</i> .
	• Wood veneer		
	– Short grain	No cost	Specify <i>with short grain</i> .
	– Long grain	No cost	Specify <i>with long grain</i> .
Surface Power	• No worksurface power	No cost	Specify <i>with no worksurface power</i> .
	• Three power	+\$192	Specify <i>with three power</i> .
	• Two power, two USB-A	+\$357	Specify <i>with two power, two USB-A</i> .
	• One power, one USB-C, two USB-A	+\$498	Specify <i>with one power, one USB-C, two USB-A</i> .
	• Two power, one USB-C	+\$498	Specify <i>with two power, one USB-C</i> .

Tip: Any woodgrain laminate foundation skin wider than 60" will be horizontal grain direction only.



For Canadian Pricing

Multiply U.S. Price by the Canadian price factor.

► See page 1 for details.

► Options, continued on next page

► Options, continued from previous page

Tip: All drawers lock if locks are selected.

Tip: Tower and top skin must be the same size as the foundation.

Tip: Foundation power is required if lighting is specified.

	Options	U.S. Price	Required to Specify
Drawer Locks	<ul style="list-style-type: none"> No locks With locks 	No cost +\$ 13 per drawer	Specify <i>with no locks</i> . Specify <i>with locks</i> and select 9250 Ember Chrome or 9201 Polished Chrome.
Keying	<ul style="list-style-type: none"> Factory- and field-installed keying 		► Page 150
Tower	<ul style="list-style-type: none"> No tower 54"W tower 60"W tower 66"W tower 72"W tower 	No cost +\$3589 +\$3988 +\$4430 +\$4922	Specify <i>with no tower</i> . Specify <i>with 54"W tower</i> . Specify <i>with 60"W tower</i> . Specify <i>with 66"W tower</i> . Specify <i>with 72"W tower</i> .
	Shelves		
	<ul style="list-style-type: none"> One shelf Two shelves 	+\$ 371 +\$ 742	Specify <i>with one shelf</i> . Specify <i>with two shelves</i> .
	Frame finish		
	<ul style="list-style-type: none"> Paint price group 1 Paint price group 2 Paint price group 3 	No cost +\$ 90 +\$ 186	Specify paint color number. Specify paint color number. Specify paint color number.
	<ul style="list-style-type: none"> Tower shelf finish (per shelf) 	Prices at right	Specify tower shelf finish.
	Edge finish (laminate only)		
	<ul style="list-style-type: none"> Plastic 	No cost	Specify plastic color number.
	Lighting lower shelf on 54"W or 60"W		
	<ul style="list-style-type: none"> No lighting With lighting 	No cost +\$ 109	Specify <i>with no lighting</i> . Specify <i>with lighting</i> .
	Lighting upper shelf on 54"W or 60"W		
	<ul style="list-style-type: none"> No lighting With lighting 	No cost +\$ 109	Specify <i>with no lighting</i> . Specify <i>with lighting</i> .
	Lighting lower shelf on 66"W or 72"W		
	<ul style="list-style-type: none"> No lighting With lighting 	No cost +\$ 216	Specify <i>with no lighting</i> . Specify <i>with lighting</i> .
	Lighting upper shelf on 66"W or 72"W		
	<ul style="list-style-type: none"> No lighting With lighting 	No cost +\$ 216	Specify <i>with no lighting</i> . Specify <i>with lighting</i> .
Related Products	<ul style="list-style-type: none"> Tower shrouds Mackinac electrical components for foundation 		► Page 128 ► Page 131

► Options, continued on next page

**For Canadian Pricing**

Multiply U.S. Price by the Canadian price factor.

► See page 1 for details.

Mackinac Settings, Foundation with Two Perpendicular Worksurfaces, continued

► Options, continued from previous page

Tower Shelf Finish Upcharges

Tip: Composite veneer group 2 upcharge is in addition to composite veneer group 1 upcharge. Wood group 2 and wood group 3 upcharges are in addition to wood group 1 upcharge.

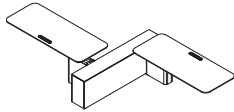
• Dimensions D W		• Options (Add \$ to Base Price)							
		Laminate Price Group 1	Open Line laminate (plus cost of laminate)	Composite Veneer		Wood			Back Painted Glass
				Composite Veneer Group 1	Composite Veneer Group 2	Wood Group 1	Wood Group 2	Wood Group 3	

Tower Shelf (per shelf)

12"	54"	No cost	+\$105	+\$ 69	+\$22	+\$ 76	+\$24	+\$69	+\$284
12"	60"	No cost	+\$105	+\$137	+\$22	+\$151	+\$24	+\$69	+\$426
12"	66"	No cost	+\$105	+\$206	+\$22	+\$227	+\$24	+\$69	+\$570
12"	72"	No cost	+\$105	+\$275	+\$22	+\$303	+\$24	+\$69	+\$710

Specification Information

• Style Number	• Dimensions D W	• U.S. Base Prices							
		Laminate Price Group 1	Composite Veneer Group 1	Wood Group 1	Back Painted Glass	Solid Surface			
						Group A	Group B	Group C	Group D



MCKF2WSPP	Foundation	12"	54"	\$ 5920	\$ 6543	\$ 6605	\$ 7624	\$ 12,243	\$ 12,874	\$ 13,570	\$ 14,335
		12"	60"	\$ 5993	\$ 6636	\$ 6700	\$ 7908	\$ 12,596	\$ 13,256	\$ 13,983	\$ 14,781
		12"	66"	\$ 6071	\$ 6780	\$ 6851	\$ 8269	\$ 12,956	\$ 13,644	\$ 14,401	\$ 15,233
		12"	72"	\$ 6333	\$ 7133	\$ 7213	\$ 8744	\$ 13,499	\$ 14,214	\$ 15,000	\$ 15,871
	Top Skin	12"	54"	+\$ 423	+\$ 781	+\$ 817	+\$ 993	+\$ 1407	+\$ 1504	+\$ 1613	+\$ 1732
		12"	60"	+\$ 476	+\$ 834	+\$ 870	+\$1046	+\$ 1460	+\$ 1557	+\$ 1666	+\$ 1785
		12"	66"	+\$ 525	+\$ 883	+\$ 919	+\$1095	+\$ 1509	+\$ 1606	+\$ 1715	+\$ 1834
		12"	72"	+\$ 574	+\$ 932	+\$ 968	+\$1144	+\$ 1558	+\$ 1655	+\$ 1764	+\$ 1883
	Worksurface (per work- surface)	30"	48"	+\$6314	+\$6945	+\$7008	+\$7746	+\$ 9257	+\$ 9405	+\$ 9561	+\$ 9723
		30"	54"	+\$6705	+\$7336	+\$7399	+\$8137	+\$ 9648	+\$ 9796	+\$ 9952	+\$10,114
		30"	60"	+\$7124	+\$7836	+\$7907	+\$8828	+\$10,390	+\$10,719	+\$11,076	+\$11,472
		30"	66"	+\$7569	+\$8281	+\$8352	+\$9273	+\$10,835	+\$11,164	+\$11,521	+\$11,917
		30"	72"	+\$8044	+\$8756	+\$8827	+\$9748	+\$11,310	+\$11,639	+\$11,996	+\$12,392
		36"	48"	+\$6441	+\$7072	+\$7135	+\$7873	+\$ 9384	+\$ 9532	+\$ 9688	+\$ 9850
		36"	54"	+\$6841	+\$7472	+\$7535	+\$8273	+\$ 9784	+\$ 9932	+\$10,088	+\$10,250
		36"	60"	+\$7270	+\$7982	+\$8053	+\$8974	+\$10,536	+\$10,865	+\$11,222	+\$11,618
		36"	66"	+\$7723	+\$8435	+\$8506	+\$9427	+\$10,989	+\$11,318	+\$11,675	+\$12,071
		36"	72"	+\$8208	+\$8920	+\$8991	+\$9912	+\$11,474	+\$11,803	+\$12,160	+\$12,556
	

Tip: The final price will include the price of the Foundation with top skin, and worksurface.



Solid Surface

Group A Group B Group C Group D

+\$351	+\$386	+\$ 426	+\$ 468
+\$493	+\$542	+\$ 598	+\$ 656
+\$632	+\$695	+\$ 766	+\$ 842
+\$914	+\$978	+\$1047	+\$1116

Options

(Add \$ to
Base Price)

Composite
Veneer

Composite
Veneer
Group 2

Wood

Wood
Group 2

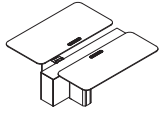
Wood
Group 3

Full-Fill
Finish on
Wood
Group 1

+\$ 69	+\$ 76	+\$249	N.A.
+\$ 97	+\$107	+\$376	N.A.
+\$ 97	+\$107	+\$376	N.A.
+\$ 97	+\$107	+\$376	N.A.
+\$ 21	+\$ 23	+\$ 62	N.A.
+\$ 21	+\$ 23	+\$ 62	N.A.
+\$ 21	+\$ 23	+\$ 62	N.A.
+\$ 21	+\$ 23	+\$ 62	N.A.
+\$ 63	+\$ 69	+\$248	+\$ 69
+\$ 63	+\$ 69	+\$248	+\$ 69
+\$ 96	+\$106	+\$365	+\$106
+\$ 96	+\$106	+\$365	+\$106
+\$ 96	+\$106	+\$365	+\$106
+\$ 93	+\$102	+\$322	+\$102
+\$ 93	+\$102	+\$322	+\$102
+\$132	+\$145	+\$505	+\$145
+\$132	+\$145	+\$505	+\$145
+\$132	+\$145	+\$505	+\$145

Mackinac Settings

Foundation with Two Parallel Worksurfaces



Right- and left-handed worksurfaces shown.

► Need help?
Product details,
page 14

Standard Includes

- 12"D foundation (back/front/sides): laminate price group 1
- Foundation edges: plastic
- Foundation top skin: laminate price group 1
- Foundation top skin edge: plastic
- Worksurfaces: laminate
- Worksurface edges: plastic
- Worksurface understructures: P631 Dark Heather Grey PET
- Surface power grommets: paint price group 1
- Permanent power, below worksurfaces
- Columns: paint price group 1
- Column caps: plastic
- Attachment hardware

Required to Specify

- 1 Style number
 - 2 Foundation width (see below under Required Selections)
 - 3 Foundation sides/sections (see below under Required Selections)
 - 4 Worksurface size option (see below under Required Selections)
 - 5 Worksurface depths (see below under Required Selections)
 - 6 Worksurface widths (see below under Required Selections)
 - 7 Column heights (see below under Required Selections)
 - 8 Permanent power for worksurfaces (see below under Required Selections)
 - 9 Counterweights (see below under Required Selections)
 - 10 Laminate color number for foundation skins
 - 11 Laminate color number for foundation top skin
 - 12 Plastic color number for foundation skin edges
 - 13 Plastic color number for foundation top skin edge
 - 14 Laminate color number for worksurfaces
 - 15 Plastic color number for worksurface edges
 - 16 Paint color number for power grommets
 - 17 Paint color number for columns
 - 18 Plastic color number for column caps
 - 19 Options, if selected (see below)
- See *Surface Materials*, page 142.

	Required Selections	U.S. Price	Required to Specify
Foundation Width	<ul style="list-style-type: none"> • 54"W • 60"W • 66"W • 72"W 	Prices at right Prices at right Prices at right Prices at right	Specify <i>with 54"W</i> . Specify <i>with 60"W</i> . Specify <i>with 66"W</i> . Specify <i>with 72"W</i> .
Foundation Sides/Sections	Side A, Section 1 <ul style="list-style-type: none"> • Skin only • Worksurface location (if worksurface not selected in another section) • Drawer (if drawer not selected on side B, section 1) 	No cost No cost +\$216	Specify <i>with skin only</i> . Specify worksurface location. Specify <i>with drawer</i> .
	Side A, Section 2 <ul style="list-style-type: none"> • Skin only • Drawer (if drawer not selected on side B, section 2) 	No cost +\$216	Specify <i>with skin only</i> . Specify <i>with drawer</i> .
	Side A, Section 3 <ul style="list-style-type: none"> • Skin only • Worksurface location (if worksurface not selected in another section) • Drawer (if drawer not selected on side B, section 3) 	No cost No cost +\$216	Specify <i>with skin only</i> . Specify worksurface location. Specify <i>with drawer</i> .

► Required Selections, continued on next page



For Canadian Pricing

Multiply U.S. Price by the Canadian price factor.

► See page 1 for details.

► Required Selections, continued from previous page

	Required Selections	U.S. Price	Required to Specify
Foundation Sides/Sections, continued	Side B, Section 1		
	• Skin only	No cost	Specify with skin only.
	• Worksurface location (if worksurface not selected in another section)	No cost	Specify worksurface location.
	• Drawer (if drawer not selected on side A, section 1)	+\$216	Specify with drawer.
	Side B, Section 2		
	• Skin only	No cost	Specify with skin only.
	• Drawer (if drawer not selected on side A, section 2)	+\$216	Specify with drawer.
	Side B, Section 3		
	• Skin only	No cost	Specify with skin only.
	• Worksurface location (if worksurface not selected in another section)	No cost	Specify worksurface location.
	• Drawer (if drawer not selected on side A, section 3)	+\$216	Specify with drawer.
Worksurface Size Option	• Modular	No cost	Specify with modular.
	• Parametric	No cost	Specify with parametric.
Worksurface Depths	• 30"D	Prices at right	Specify with 30"W.
	• 36"D	Prices at right	Specify with 36"W.
Worksurface Widths	• 54"W	Prices at right	Specify with 54"W.
	• 60"W	Prices at right	Specify with 60"W.
	• 66"W	Prices at right	Specify with 66"W.
	• 72"W	Prices at right	Specify with 72"W.
Column Heights	• Seated height, fixed	No cost	Specify with seated height, fixed.
	• Standing height, fixed	+\$ 72	Specify with standing height, fixed.
	• Height adjustable	+\$333	Specify with height adjustable.
Permanent Power for Worksurface	• No power	No cost	Specify with no permanent power.
	• Three power, two USB	+\$207	Specify with three power, two USB.
	• Three power, one data	+\$207	Specify with three power, one data.
	• Two power, two data	+\$357	Specify with two power, two data.
	• Two power, two USB, one data	+\$357	Specify with two power, two USB, one data.
	• One power, two USB, two data	+\$357	Specify with one power, two USB, two data.
Counterweights	• Floor mounted	+\$144	Specify with floor mounted.
	• Standard counterweight package	+\$295	Specify with standard package.
	• HD counterweight package	+\$571	Specify with HD package.

Tip: Parametric pricing can be found in SmartTools.

Tip: Parametric sizes are not available for solid surface worksurfaces.

Tip: HD counterweight package increases stability and is required in some configurations.

Tip: The finish picked for foundation will be applied to the back, front, and sides.

For laminate group 2 and 3 pricing, please refer to the electronic catalog or SmartTools.



For Canadian Pricing
Multiply U.S. Price by the Canadian price factor.
► See page 1 for details.

► Options, continued on next page

	Options	U.S. Price	Required to Specify
Surface Materials	Laminate on foundation with top skin, and/or worksurface		
	• Laminate price group 2	See information at left	Specify laminate color number.
	• Laminate price group 3	See information at left	Specify laminate color number.
	• Open Line laminate	+\$105 plus cost of laminate	► See Surface Materials Reference Manual.
	Composite veneer on foundation with top skin, and/or worksurface		
	• Composite veneer group 1	Prices at right	Specify composite veneer color number.
	• Composite veneer group 2	Prices at right	Specify composite veneer color number.
	Wood veneer on foundation with top skin, and/or worksurface		
	• Wood group 1	Prices at right	Specify wood color number.
	• Wood group 2	Prices at right	Specify wood color number.
	• Wood group 3	Prices at right	Specify wood color number.
	• Customiz stain	No cost	Specify with Customiz stain.
	• Full-fill finish on wood group 1 (on worksurface only)	Prices at right	► See Surface Materials Reference Manual. Specify full-fill finish number.

► Options, continued from previous page

	Options	U.S. Price	Required to Specify
Surface Materials, continued	Solid surface on foundation with top skin, and/or worksurface		
	• Solid surface group A	Prices at right	Specify solid surface finish number.
	• Solid surface group B	Prices at right	Specify solid surface finish number.
	• Solid surface group C	Prices at right	Specify solid surface finish number.
	• Solid surface group D	Prices at right	Specify solid surface finish number.
	Glass on foundation with top skin, and/or worksurfaces		
	• Back painted glass	Prices at right	Specify back painted glass color number.
	Columns		
	• Paint price group 1	No cost	Specify paint color number.
	• Paint price group 2	+\$212	Specify paint color number.
	• Paint price group 3	+\$284	Specify paint color number.
	Power grommets		
	• Paint price group 1	No cost	Specify paint color number.
	• Paint price group 2	+\$ 17	Specify paint color number.
	• Paint price group 3	+\$ 28	Specify paint color number.
Powerway on Foundation Top Skin	• No powerway	No cost	Specify <i>with no powerway</i> .
	• With powerway	+\$109	Specify <i>with powerway</i> .
Grain Direction	Foundation		
	• Laminate		
	– No grain direction	No cost	Specify <i>with no grain direction</i> .
	– Horizontal grain	No cost	Specify <i>with horizontal grain</i> .
	– Vertical grain (on 54"W and 60"W)	No cost	Specify <i>with vertical grain</i> .
	• Wood veneer		
	– Horizontal grain	No cost	Specify <i>with horizontal grain</i> .
	– Vertical grain	No cost	Specify <i>with vertical grain</i> .
	Foundation top skin		
	• Laminate		
	– No grain direction	No cost	Specify <i>with no grain direction</i> .
	– Short grain (on 54"W and 60"W)	No cost	Specify <i>with short grain</i> .
	– Long grain	No cost	Specify <i>with long grain</i> .
	• Wood veneer		
	– Short grain	No cost	Specify <i>with short grain</i> .
	– Long grain	No cost	Specify <i>with long grain</i> .
	Worksurface		
	• Laminate		
	– No grain direction	No cost	Specify <i>with no grain direction</i> .
	– Short grain	No cost	Specify <i>with short grain</i> .
	– Long grain	No cost	Specify <i>with long grain</i> .
	• Wood veneer		
	– Short grain	No cost	Specify <i>with short grain</i> .
	– Long grain	No cost	Specify <i>with long grain</i> .
	Shelf (per shelf)		
	• Laminate		
	– No grain direction	No cost	Specify <i>with no grain direction</i> .
	– Short grain	No cost	Specify <i>with short grain</i> .
	– Long grain	No cost	Specify <i>with long grain</i> .
	• Wood veneer		
	– Short grain	No cost	Specify <i>with short grain</i> .
	– Long grain	No cost	Specify <i>with long grain</i> .
Surface Power	• No worksurface power	No cost	Specify <i>with no worksurface power</i> .
	• Three power	+\$192	Specify <i>with three power</i> .
	• Two power, two USB-A	+\$357	Specify <i>with two power, two USB-A</i> .
	• One power, one USB-C, two USB-A	+\$498	Specify <i>with one power, one USB-C, two USB-A</i> .
	• Two power, one USB-C	+\$498	Specify <i>with two power, one USB-C</i> .

Tip: Any woodgrain laminate foundation skin wider than 60" will be horizontal grain direction only.

► Options, continued on next page

 **For Canadian Pricing**
Multiply U.S. Price by the Canadian price factor.
► See page 1 for details.

► Options, continued from previous page

Tip: All drawers lock if locks are selected.

Options	U.S. Price	Required to Specify
Drawer Locks	<ul style="list-style-type: none"> No locks With locks 	No cost +\$ 13 per drawer Specify <i>with no locks</i> . Specify <i>with locks</i> and select 9250 Ember Chrome or 9201 Polished Chrome.
Keying	<ul style="list-style-type: none"> Factory- and field-installed keying 	► Page 150
Tower	<ul style="list-style-type: none"> No tower 54"W tower 60"W tower 66"W tower 72"W tower 	No cost +\$3589 +\$3988 +\$4430 +\$4922 Specify <i>with no tower</i> . Specify <i>with 54"W tower</i> . Specify <i>with 60"W tower</i> . Specify <i>with 66"W tower</i> . Specify <i>with 72"W tower</i> .
Shelves	<ul style="list-style-type: none"> One shelf Two shelves 	+\$ 371 +\$ 742 Specify <i>with one shelf</i> . Specify <i>with two shelves</i> .
Frame finish	<ul style="list-style-type: none"> Paint price group 1 Paint price group 2 Paint price group 3 	No cost +\$ 90 +\$ 186 Specify paint color number. Specify paint color number. Specify paint color number.
	<ul style="list-style-type: none"> Tower shelf finish (per shelf) 	Prices at right Specify tower shelf finish.
Edge finish (laminare only)	<ul style="list-style-type: none"> Plastic 	No cost Specify plastic color number.
Lighting lower shelf on 54"W or 60"W	<ul style="list-style-type: none"> No lighting With lighting 	No cost +\$ 109 Specify <i>with no lighting</i> . Specify <i>with lighting</i> .
Lighting upper shelf on 54"W or 60"W	<ul style="list-style-type: none"> No lighting With lighting 	No cost +\$ 109 Specify <i>with no lighting</i> . Specify <i>with lighting</i> .
Lighting lower shelf on 66"W or 72"W	<ul style="list-style-type: none"> No lighting With lighting 	No cost +\$ 216 Specify <i>with no lighting</i> . Specify <i>with lighting</i> .
Lighting upper shelf on 66"W or 72"W	<ul style="list-style-type: none"> No lighting With lighting 	No cost +\$ 216 Specify <i>with no lighting</i> . Specify <i>with lighting</i> .
Related Products	<ul style="list-style-type: none"> Tower shrouds Mackinac electrical components for foundation 	► Page 128 ► Page 131

Tip: Tower and top skin must be the same size as the foundation.

Tip: Foundation power is required if lighting is specified.

► Options, continued on next page

**For Canadian Pricing**

Multiply U.S. Price by the Canadian price factor.

► See page 1 for details.

Mackinac Settings, Foundation with Two Parallel Worksurfaces, continued

► Options, continued from previous page

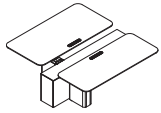
Tower Shelf Finish Upcharges

Tip: Composite veneer group 2 upcharge is in addition to composite veneer group 1 upcharge. Wood group 2 and wood group 3 upcharges are in addition to wood group 1 upcharge.

• Dimensions D W		• Options (Add \$ to Base Price)							
		Laminate Price Group 1	Open Line laminate (plus cost of laminate)	Composite Veneer		Wood			Back Painted Glass
				Composite Veneer Group 1	Composite Veneer Group 2	Wood Group 1	Wood Group 2	Wood Group 3	
Tower Shelf (per shelf)									
12"	54"	No cost	+\$105	+\$ 69	+\$22	+\$ 76	+\$24	+\$69	+\$284
12"	60"	No cost	+\$105	+\$137	+\$22	+\$151	+\$24	+\$69	+\$426
12"	66"	No cost	+\$105	+\$206	+\$22	+\$227	+\$24	+\$69	+\$570
12"	72"	No cost	+\$105	+\$275	+\$22	+\$303	+\$24	+\$69	+\$710

Specification Information

• Style Number		• Dimensions D W		• U.S. Base Prices						
				Laminate Price Group 1	Composite Veneer Group 1	Wood Group 1	Back Painted Glass	Solid Surface		
								Group A	Group B	Group C
								Group D		



MCKF2WSPL	Foundation	12"	54"	\$ 5920	\$ 6543	\$ 6605	\$ 7624	\$ 12,243	\$ 12,874	\$ 13,570	\$ 14,335
		12"	60"	\$ 5993	\$ 6636	\$ 6700	\$ 7908	\$ 12,596	\$ 13,256	\$ 13,983	\$ 14,781
		12"	66"	\$ 6071	\$ 6780	\$ 6851	\$ 8269	\$ 12,956	\$ 13,644	\$ 14,401	\$ 15,233
		12"	72"	\$ 6333	\$ 7133	\$ 7213	\$ 8744	\$ 13,499	\$ 14,214	\$ 15,000	\$ 15,871
	Top Skin	12"	54"	+\$ 423	+\$ 781	+\$ 817	+\$ 993	+\$ 1407	+\$ 1504	+\$ 1613	+\$ 1732
		12"	60"	+\$ 476	+\$ 834	+\$ 870	+\$1046	+\$ 1460	+\$ 1557	+\$ 1666	+\$ 1785
		12"	66"	+\$ 525	+\$ 883	+\$ 919	+\$1095	+\$ 1509	+\$ 1606	+\$ 1715	+\$ 1834
		12"	72"	+\$ 574	+\$ 932	+\$ 968	+\$1144	+\$ 1558	+\$ 1655	+\$ 1764	+\$ 1883
	Worksurface (per work- surface)	30"	54"	+\$6705	+\$7336	+\$7399	+\$8137	+\$ 9648	+\$ 9796	+\$ 9952	+\$10,114
		30"	60"	+\$7124	+\$7836	+\$7907	+\$8828	+\$10,390	+\$10,719	+\$11,076	+\$11,472
		30"	66"	+\$7569	+\$8281	+\$8352	+\$9273	+\$10,835	+\$11,164	+\$11,521	+\$11,917
		30"	72"	+\$8044	+\$8756	+\$8827	+\$9748	+\$11,310	+\$11,639	+\$11,996	+\$12,392
		36"	54"	+\$6841	+\$7472	+\$7535	+\$8273	+\$ 9784	+\$ 9932	+\$10,088	+\$10,250
		36"	60"	+\$7270	+\$7982	+\$8053	+\$8974	+\$10,536	+\$10,865	+\$11,222	+\$11,618
		36"	66"	+\$7723	+\$8435	+\$8506	+\$9427	+\$10,989	+\$11,318	+\$11,675	+\$12,071
		36"	72"	+\$8208	+\$8920	+\$8991	+\$9912	+\$11,474	+\$11,803	+\$12,160	+\$12,556

Tip: The final price will include the price of the Foundation with top skin, and worksurface.

Solid Surface

Group A	Group B	Group C	Group D
---------	---------	---------	---------

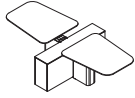
+\$351	+\$386	+\$ 426	+\$ 468
+\$493	+\$542	+\$ 598	+\$ 656
+\$632	+\$695	+\$ 766	+\$ 842
+\$914	+\$978	+\$1047	+\$1116

Options(Add \$ to
Base Price)**Composite
Veneer**Composite
Veneer
Group 2**Wood**Wood
Group 2Wood
Group 3Full-Fill
Finish on
Wood
Group 1

+\$ 69	+\$ 76	+\$249	N.A.
+\$ 97	+\$107	+\$376	N.A.
+\$ 97	+\$107	+\$376	N.A.
+\$ 97	+\$107	+\$376	N.A.
+\$ 21	+\$ 23	+\$ 62	N.A.
+\$ 21	+\$ 23	+\$ 62	N.A.
+\$ 21	+\$ 23	+\$ 62	N.A.
+\$ 21	+\$ 23	+\$ 62	N.A.
+\$ 63	+\$ 69	+\$248	+\$ 69
+\$ 96	+\$106	+\$365	+\$106
+\$ 96	+\$106	+\$365	+\$106
+\$ 96	+\$106	+\$365	+\$106
+\$ 93	+\$102	+\$322	+\$102
+\$132	+\$145	+\$505	+\$145
+\$132	+\$145	+\$505	+\$145
+\$132	+\$145	+\$505	+\$145

Mackinac Settings

Foundation with Two Collaborative Worksurfaces



► Need help?
Product details,
page 14

Standard Includes

- 12"D foundation (back/front/sides): laminate price group 1
- Foundation edges: plastic
- Foundation top skin: laminate price group 1
- Foundation top skin edge: plastic
- Worksurfaces: laminate
- Worksurface edges: plastic
- Worksurface understructures: P631 Dark Heather Grey PET
- Permanent power, below worksurfaces
- Column: paint price group 1
- Column caps: plastic
- Attachment hardware

Required to Specify

- 1 Style number
 - 2 Foundation width (see below under Required Selections)
 - 3 Foundation sides/sections (see below under Required Selections)
 - 4 Worksurface depths (see below under Required Selections)
 - 5 Worksurface widths (see below under Required Selections)
 - 6 Column heights (see below under Required Selections)
 - 7 Permanent power for worksurfaces (see below under Required Selections)
 - 8 Counterweights (see below under Required Selections)
 - 9 Laminate color number for foundation skins
 - 10 Laminate color number for foundation top skin
 - 11 Plastic color number for foundation skin edges
 - 12 Plastic color number for foundation top skin edge
 - 13 Laminate color number for worksurfaces
 - 14 Plastic color number for worksurface edges
 - 15 Paint color number for columns
 - 16 Plastic color number for column caps
 - 17 Options, if selected (see below)
- See *Surface Materials*, page 142.

	Required Selections	U.S. Price	Required to Specify
Foundation Width	<ul style="list-style-type: none"> • 54"W • 60"W • 66"W • 72"W 	Prices at right Prices at right Prices at right Prices at right	Specify <i>with 54"W.</i> Specify <i>with 60"W.</i> Specify <i>with 66"W.</i> Specify <i>with 72"W.</i>
Foundation Sides/Sections	Side A, Section 1		
	• Skin only	No cost	Specify <i>with skin only.</i>
	• Worksurface location (if worksurface not selected in another section)	No cost	Specify worksurface location.
	• Drawer (if drawer not selected on side B, section 1)	+\$216	Specify <i>with drawer.</i>
	Side A, Section 2		
	• Skin only	No cost	Specify <i>with skin only.</i>
	• Worksurface location (if worksurface not selected in another section)	No cost	Specify worksurface location.
	• Drawer (if drawer not selected on side B, section 2)	+\$216	Specify <i>with drawer.</i>
	Side A, Section 3		
	• Skin only	No cost	Specify <i>with skin only.</i>
	• Worksurface location (if worksurface not selected in another section)	No cost	Specify worksurface location.
	• Drawer (if drawer not selected on side B, section 3)	+\$216	Specify <i>with drawer.</i>

► **Required Selections, continued on next page**

Tip: Only one drawer per foundation section is allowed.

Tip: If a collaborative work-surface is placed in section one or three then section two cannot have a drawer.



For Canadian Pricing

Multiply U.S. Price by the Canadian price factor.

► See page 1 for details.

► Required Selections, continued from previous page

	Required Selections	U.S. Price	Required to Specify
Foundation Sides/Sections, continued	Side B, Section 1		
	• Skin only	No cost	Specify <i>with skin only</i> .
	• Worksurface location (if worksurface not selected in another section)	No cost	Specify worksurface location.
	• Drawer (if drawer not selected on side A, section 1)	+\$216	Specify <i>with drawer</i> .
	Side B, Section 2		
	• Skin only	No cost	Specify <i>with skin only</i> .
	• Worksurface location (if worksurface not selected in another section)	No cost	Specify worksurface location.
	• Drawer (if drawer not selected on side A, section 2)	+\$216	Specify <i>with drawer</i> .
	Side B, Section 3		
	• Skin only	No cost	Specify <i>with skin only</i> .
	• Worksurface location (if worksurface not selected in another section)	No cost	Specify worksurface location.
	• Drawer (if drawer not selected on side A, section 3)	+\$216	Specify <i>with drawer</i> .
Worksurface Depths	• 42"D	Prices at right	Specify <i>with 42"D</i> .
	• 48"D	Prices at right	Specify <i>with 48"D</i> .
	• 54"D	Prices at right	Specify <i>with 54"D</i> .
Worksurface Widths	• 36"W (only with 42"D)	Prices at right	Specify <i>with 36"W</i> .
	• 42"W (only with 42"D)	Prices at right	Specify <i>with 42"W</i> .
Column Height	• Seated height, fixed	No cost	Specify <i>with seated height, fixed</i> .
	• Standing height, fixed	+\$ 72	Specify <i>with standing height, fixed</i> .
	• Height adjustable	+\$333	Specify <i>with height adjustable</i> .
Permanent Power for Worksurface	• No power	No cost	Specify <i>with no permanent power</i> .
	• Three power, two USB	+\$207	Specify <i>with three power, two USB</i> .
	• Three power, one data	+\$207	Specify <i>with three power, one data</i> .
	• Two power, two data	+\$357	Specify <i>with two power, two data</i> .
	• Two power, two USB, one data	+\$357	Specify <i>with two power, two USB, one data</i> .
	• One power, two USB, two data	+\$357	Specify <i>with one power, two USB, two data</i> .
Counterweights	• Floor mounted	+\$144	Specify <i>with floor mounted</i> .
	• Standard counterweight package	+\$295	Specify <i>with standard package</i> .
	• HD counterweight package	+\$571	Specify <i>with HD package</i> .

Tip: HD counterweight package increases stability and is required in some configurations.

Tip: The finish picked for foundation will be applied to the back, front, and sides.

For laminate group 2 and 3 pricing, please refer to the electronic catalog or SmartTools.



For Canadian Pricing
Multiply U.S. Price by the Canadian price factor.
► See page 1 for details.

	Options	U.S. Price	Required to Specify
Surface Materials	Laminate on foundation with top skin, and/or worksurface		
	• Laminate price group 2	See information at left	Specify laminate color number.
	• Laminate price group 3	See information at left	Specify laminate color number.
	• Open Line laminate	+\$105 plus cost of laminate	► See <i>Surface Materials Reference Manual</i> .
	Composite veneer on foundation with top skin, and/or worksurface		
	• Composite veneer group 1	Prices at right	Specify composite veneer color number.
	• Composite veneer group 2	Prices at right	Specify composite veneer color number.
	Wood veneer on foundation with top skin, and/or worksurface		
	• Wood group 1	Prices at right	Specify wood color number.
	• Wood group 2	Prices at right	Specify wood color number.
	• Wood group 3	Prices at right	Specify wood color number.
	• Customiz stain	No cost	Specify <i>with Customiz stain</i> .
	• Full-fill finish on wood group 1 (on worksurface only)	Prices at right	► See <i>Surface Materials Reference Manual</i> . Specify full-fill finish number.

► Options, continued on next page

► Options, continued from previous page

	Options	U.S. Price	Required to Specify
Surface Materials, continued	Solid surface on foundation with top skin, and/or worksurface		
	• Solid surface group A	Prices at right	Specify solid surface finish number.
	• Solid surface group B	Prices at right	Specify solid surface finish number.
	• Solid surface group C	Prices at right	Specify solid surface finish number.
	• Solid surface group D	Prices at right	Specify solid surface finish number.
	Glass on foundation with top skin, and/or worksurfaces		
	• Back painted glass	Prices at right	Specify back painted glass color number.
	Columns		
	• Paint price group 1	No cost	Specify paint color number.
	• Paint price group 2	+\$212	Specify paint color number.
	• Paint price group 3	+\$284	Specify paint color number.
	Power grommets for worksurfaces		
	• Paint price group 1	No cost	Specify paint color number.
	• Paint price group 2	+\$ 17	Specify paint color number.
	• Paint price group 3	+\$ 28	Specify paint color number.
	Power grommet lids for worksurfaces		
	• Paint price group 1	No cost	Specify paint color number.
	• Paint price group 2	+\$ 9	Specify paint color number.
	• Paint price group 3	+\$ 23	Specify paint color number.
Powerway on Foundation Top Skin	• No powerway	No cost	Specify <i>with no powerway</i> .
	• With powerway	+\$109	Specify <i>with powerway</i> .
Grain Direction	Foundation		
	• Laminate		
	– No grain direction	No cost	Specify <i>with no grain direction</i> .
	– Horizontal grain	No cost	Specify <i>with horizontal grain</i> .
	– Vertical grain (on 54"W and 60"W)	No cost	Specify <i>with vertical grain</i> .
	• Wood veneer		
	– Horizontal grain	No cost	Specify <i>with horizontal grain</i> .
	– Vertical grain	No cost	Specify <i>with vertical grain</i> .
	Foundation top skin		
	• Laminate		
	– No grain direction	No cost	Specify <i>with no grain direction</i> .
	– Short grain (on 54"W and 60"W)	No cost	Specify <i>with short grain</i> .
	– Long grain	No cost	Specify <i>with long grain</i> .
	• Wood veneer		
	– Short grain	No cost	Specify <i>with short grain</i> .
	– Long grain	No cost	Specify <i>with long grain</i> .
	Worksurface		
	• Laminate		
	– No grain direction	No cost	Specify <i>with no grain direction</i> .
	– Short grain	No cost	Specify <i>with short grain</i> .
	– Long grain	No cost	Specify <i>with long grain</i> .
	• Wood veneer		
	– Short grain	No cost	Specify <i>with short grain</i> .
	– Long grain	No cost	Specify <i>with long grain</i> .
	Shelf (per shelf)		
	• Laminate		
	– No grain direction	No cost	Specify <i>with no grain direction</i> .
	– Short grain	No cost	Specify <i>with short grain</i> .
	– Long grain	No cost	Specify <i>with long grain</i> .
	• Wood veneer		
	– Short grain	No cost	Specify <i>with short grain</i> .
	– Long grain	No cost	Specify <i>with long grain</i> .

Tip: Any woodgrain laminate foundation skin wider than 60" will be horizontal grain direction only.

► Options, continued on next page



For Canadian Pricing

Multiply U.S. Price by the Canadian price factor.

► See page 1 for details.

► Options, continued from previous page

	Options	U.S. Price	Required to Specify
Surface Power	• No worksurface power	No cost	Specify <i>with no worksurface power</i> .
	• Three power	+\$ 192	Specify <i>with three power</i> .
	• Two power, two USB-A	+\$ 357	Specify <i>with two power, two USB-A</i> .
	• One power, one USB-C, two USB-A	+\$ 498	Specify <i>with one power, one USB-C, two USB-A</i> .
	• Two power, one USB-C	+\$ 498	Specify <i>with two power, one USB-C</i> .
Drawer Locks	• No locks	No cost	Specify <i>with no locks</i> .
	• With locks	+\$ 13 per drawer	Specify <i>with locks</i> and select 9250 Ember Chrome or 9201 Polished Chrome.
Keying	• Factory- and field-installed keying		► Page 150
Tower	• No tower	No cost	Specify <i>with no tower</i> .
	• 54"W tower	+\$3589	Specify <i>with 54"W tower</i> .
	• 60"W tower	+\$3988	Specify <i>with 60"W tower</i> .
	• 66"W tower	+\$4430	Specify <i>with 66"W tower</i> .
	• 72"W tower	+\$4922	Specify <i>with 72"W tower</i> .
	Shelves		
	• One shelf	+\$ 371	Specify <i>with one shelf</i> .
	• Two shelves	+\$ 742	Specify <i>with two shelves</i> .
	Frame finish		
	• Paint price group 1	No cost	Specify paint color number.
	• Paint price group 2	+\$ 90	Specify paint color number.
	• Paint price group 3	+\$ 186	Specify paint color number.
	• Tower shelf finish (per shelf)	Prices at right	Specify tower shelf finish.
	Edge finish (lamine only)		
	• Plastic	No cost	Specify plastic color number.
	Lighting lower shelf on 54"W or 60"W		
	• No lighting	No cost	Specify <i>with no lighting</i> .
	• With lighting	+\$ 109	Specify <i>with lighting</i> .
	Lighting upper shelf on 54"W or 60"W		
	• No lighting	No cost	Specify <i>with no lighting</i> .
	• With lighting	+\$ 109	Specify <i>with lighting</i> .
	Lighting lower shelf on 66"W or 72"W		
	• No lighting	No cost	Specify <i>with no lighting</i> .
	• With lighting	+\$ 216	Specify <i>with lighting</i> .
	Lighting upper shelf on 66"W or 72"W		
	• No lighting	No cost	Specify <i>with no lighting</i> .
	• With lighting	+\$ 216	Specify <i>with lighting</i> .
Related Products	• Tower shrouds		► Page 128
	• Mackinac electrical components for foundation		► Page 131

► Options, continued on next page

Tip: All drawers lock if locks are selected.

Tip: Tower and top skin must be the same size as the foundation.

Tip: Foundation power is required if lighting is specified.

**For Canadian Pricing**

Multiply U.S. Price by the Canadian price factor.

► See page 1 for details.

Mackinac Settings, Foundation with Two Collaborative Worksurfaces, continued

► Options, continued from previous page

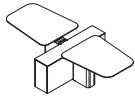
Tower Shelf Finish Upcharges

Tip: Composite veneer group 2 upcharge is in addition to composite veneer group 1 upcharge. Wood group 2 and wood group 3 upcharges are in addition to wood group 1 upcharge.

• Dimensions D W		• Options (Add \$ to Base Price)							
		Laminate Price Group 1	Open Line laminate (plus cost of laminate)	Composite Veneer		Wood			Back Painted Glass
				Composite Veneer Group 1	Composite Veneer Group 2	Wood Group 1	Wood Group 2	Wood Group 3	
Tower Shelf (per shelf)									
12"	54"	No cost	+\$105	+\$ 69	+\$22	+\$ 76	+\$24	+\$69	+\$284
12"	60"	No cost	+\$105	+\$137	+\$22	+\$151	+\$24	+\$69	+\$426
12"	66"	No cost	+\$105	+\$206	+\$22	+\$227	+\$24	+\$69	+\$570
12"	72"	No cost	+\$105	+\$275	+\$22	+\$303	+\$24	+\$69	+\$710

Specification Information

• Style Number	• Dimensions D W		• U.S. Base Prices							
			• Laminate Price Group 1	• Composite Veneer Group 1	• Wood Group 1	• Back Painted Glass	• Solid Surface			
							Group A	Group B	Group C	Group D



MCKF2WSC	Foundation	12"	54"	\$ 5920	\$ 6543	\$ 6605	\$ 7624	\$12,243	\$12,874	\$13,570	\$14,335
		12"	60"	\$ 5993	\$ 6636	\$ 6700	\$ 7908	\$12,596	\$13,256	\$13,983	\$14,781
		12"	66"	\$ 6071	\$ 6780	\$ 6851	\$ 8269	\$12,956	\$13,644	\$14,401	\$15,233
		12"	72"	\$ 6333	\$ 7133	\$ 7213	\$ 8744	\$13,499	\$14,214	\$15,000	\$15,871
	Top Skin	12"	54"	+\$ 423	+\$ 781	+\$ 817	+\$ 993	+\$ 1407	+\$ 1504	+\$ 1613	+\$ 1732
		12"	60"	+\$ 476	+\$ 834	+\$ 870	+\$1046	+\$ 1460	+\$ 1557	+\$ 1666	+\$ 1785
		12"	66"	+\$ 525	+\$ 883	+\$ 919	+\$1095	+\$ 1509	+\$ 1606	+\$ 1715	+\$ 1834
		12"	72"	+\$ 574	+\$ 932	+\$ 968	+\$1144	+\$ 1558	+\$ 1655	+\$ 1764	+\$ 1883
	Worksurface (per work- surface)	42"	36"	+\$5942	+\$6502	+\$6558	+\$7212	+\$ 8153	+\$ 8263	+\$ 8378	+\$ 8502
		42"	42"	+\$6062	+\$6622	+\$6678	+\$7332	+\$ 8273	+\$ 8383	+\$ 8498	+\$ 8622
		48"	42"	+\$6186	+\$6746	+\$6802	+\$7456	+\$ 8397	+\$ 8507	+\$ 8622	+\$ 8746
		54"	42"	+\$6307	+\$6867	+\$6923	+\$7577	+\$ 8518	+\$ 8628	+\$ 8743	+\$ 8867

Tip: The final price will include the price of the Foundation with top skin, and worksurface.

Solid Surface

Group A	Group B	Group C	Group D
---------	---------	---------	---------

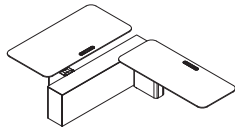
+\$351	+\$386	+\$ 426	+\$ 468
+\$493	+\$542	+\$ 598	+\$ 656
+\$632	+\$695	+\$ 766	+\$ 842
+\$914	+\$978	+\$1047	+\$1116

Options(Add \$ to
Base Price)**Composite
Veneer**Composite
Veneer
Group 2**Wood**Wood
Group 2Wood
Group 3Full-Fill
Finish on
Wood
Group 1

+\$69	+\$ 76	+\$249	N.A.
+\$97	+\$107	+\$376	N.A.
+\$97	+\$107	+\$376	N.A.
+\$97	+\$107	+\$376	N.A.
+\$21	+\$ 23	+\$ 62	N.A.
+\$21	+\$ 23	+\$ 62	N.A.
+\$21	+\$ 23	+\$ 62	N.A.
+\$21	+\$ 23	+\$ 62	N.A.
+\$63	+\$ 69	+\$248	+\$ 69
+\$93	+\$102	+\$322	+\$102
+\$93	+\$102	+\$322	+\$102
+\$93	+\$102	+\$322	+\$102

Mackinac Settings

Foundation with One Perpendicular Worksurface and One Parallel Worksurface



Right- and left-handed worksurfaces shown.

► Need help?
Product details,
page 14

Standard Includes

- 12"D foundation (back/front/sides): laminate price group 1
- Foundation edges: plastic
- Foundation top skin: laminate price group 1
- Foundation top skin edge: plastic
- Worksurfaces: laminate
- Worksurface edges: plastic
- Worksurface understructures: P631 Dark Heather Grey PET
- Surface power grommets: paint price group 1
- Permanent power, below worksurfaces
- Columns: paint price group 1
- Column caps: plastic
- Attachment hardware

Required to Specify

- 1 Style number
 - 2 Foundation width (see below under Required Selections)
 - 3 Foundation sides/sections (see below under Required Selections)
 - 4 Worksurface size option (see below under Required Selections)
 - 5 Perpendicular worksurface depth (see below under Required Selections)
 - 6 Parallel worksurface depth (see below under Required Selections)
 - 7 Perpendicular worksurface width (see below under Required Selections)
 - 8 Parallel worksurface width (see below under Required Selections)
 - 9 Column heights (see below under Required Selections)
 - 10 Permanent power for worksurfaces (see below under Required Selections)
 - 11 Counterweights (see below under Required Selections)
 - 12 Laminate color number for foundation skins
 - 13 Laminate color number for foundation top skin
 - 14 Plastic color number for foundation skin edges
 - 15 Plastic color number for foundation top skin edge
 - 16 Laminate color number for worksurfaces
 - 17 Plastic color number for worksurface edges
 - 18 Paint color number for power grommets
 - 19 Paint color number for columns
 - 20 Plastic color number for column caps
 - 21 Options, if selected (see below)
- See *Surface Materials*, page 142.

Tip: Only one drawer per foundation section is allowed.

	Required Selections	U.S. Price	Required to Specify
Foundation Width	<ul style="list-style-type: none"> • 54"W • 60"W • 66"W • 72"W 	Prices at right Prices at right Prices at right Prices at right	Specify <i>with 54"W.</i> Specify <i>with 60"W.</i> Specify <i>with 66"W.</i> Specify <i>with 72"W.</i>
Foundation Sides/Sections	Side A, Section 1 <ul style="list-style-type: none"> • Skin only • Worksurface location (if worksurface not selected in another section) • Drawer (if drawer not selected on side B, section 1) 	No cost No cost +\$216	Specify <i>with skin only.</i> Specify worksurface location. Specify <i>with drawer.</i>
	Side A, Section 2 <ul style="list-style-type: none"> • Skin only • Drawer (if drawer not selected on side B, section 2) 	No cost +\$216	Specify <i>with skin only.</i> Specify <i>with drawer.</i>
	Side A, Section 3 <ul style="list-style-type: none"> • Skin only • Worksurface location (if worksurface not selected in another section) • Drawer (if drawer not selected on side B, section 3) 	No cost No cost +\$216	Specify <i>with skin only.</i> Specify worksurface location. Specify <i>with drawer.</i>

► **Required Selections, continued on next page**



For Canadian Pricing
Multiply U.S. Price by the
Canadian price factor.
► See page 1 for details.

► Required Selections, continued from previous page

	Required Selections	U.S. Price	Required to Specify
Foundation Sides/Sections, continued	Side B, Section 1		
	• Skin only	No cost	Specify <i>with skin only</i> .
	• Worksurface location (if worksurface not selected in another section)	No cost	Specify <i>worksurface location</i> .
	• Drawer (if drawer not selected on side A, section 1)	+\$216	Specify <i>with drawer</i> .
	Side B, Section 2		
	• Skin only	No cost	Specify <i>with skin only</i> .
	• Drawer (if drawer not selected on side A, section 2)	+\$216	Specify <i>with drawer</i> .
	Side B, Section 3		
	• Skin only	No cost	Specify <i>with skin only</i> .
	• Worksurface location (if worksurface not selected in another section)	No cost	Specify <i>worksurface location</i> .
	• Drawer (if drawer not selected on side A, section 3)	+\$216	Specify <i>with drawer</i> .
Worksurface Size Options	• Modular	No cost	Specify <i>with modular</i> .
	• Parametric	No cost	Specify <i>with parametric</i> .
Worksurface Depths	• 30"D	Prices at right	Specify <i>with 30"D</i> .
	• 36"D	Prices at right	Specify <i>with 36"D</i> .
Perpendicular Worksurface Width	• 48"W	Prices at right	Specify <i>with 48"W</i> .
	• 54"W	Prices at right	Specify <i>with 54"W</i> .
	• 60"W	Prices at right	Specify <i>with 60"W</i> .
	• 66"W	Prices at right	Specify <i>with 66"W</i> .
	• 72"W	Prices at right	Specify <i>with 72"W</i> .
Parallel Worksurface Width	• 54"W	Prices at right	Specify <i>with 54"W</i> .
	• 60"W	Prices at right	Specify <i>with 60"W</i> .
	• 66"W	Prices at right	Specify <i>with 66"W</i> .
	• 72"W	Prices at right	Specify <i>with 72"W</i> .
Column Heights	• Seated height, fixed	No cost	Specify <i>with seated height, fixed</i> .
	• Standing height, fixed	+\$ 72	Specify <i>with standing height, fixed</i> .
	• Height adjustable	+\$333	Specify <i>with height adjustable</i> .
Permanent Power for Worksurface	• No power	No cost	Specify <i>with no permanent power</i> .
	• Three power, two USB	+\$207	Specify <i>with three power, two USB</i> .
	• Three power, one data	+\$207	Specify <i>with three power, one data</i> .
	• Two power, two data	+\$357	Specify <i>with two power, two data</i> .
	• Two power, two USB, one data	+\$357	Specify <i>with two power, two USB, one data</i> .
	• One power, two USB, two data	+\$357	Specify <i>with one power, two USB, two data</i> .
Counterweights	• Floor mounted	+\$144	Specify <i>with floor mounted</i> .
	• Standard counterweight package	+\$295	Specify <i>with standard package</i> .
	• HD counterweight package	+\$571	Specify <i>with HD package</i> .

► Options, continued on next page

Tip: Parametric pricing can be found in SmartTools.

Tip: Parametric sizes are not available for solid surface worksurfaces.

Tip: 48"W worksurface cannot be placed parallel.

Tip: HD counterweight package increases stability and is required in some configurations.

**For Canadian Pricing**

Multiply U.S. Price by the Canadian price factor.

► See page 1 for details.

Mackinac Settings, Foundation with One Perpendicular Worksurface and One Parallel Worksurface, continued

► Options, continued from previous page

Tip: The finish picked for foundation will be applied to the back, front, and sides.

For laminate group 2 and 3 pricing, please refer to the electronic catalog or SmartTools.

	Options	U.S. Price	Required to Specify
Surface Materials	Laminate on foundation with top skin, and/or worksurface		
	• Laminate price group 2	See information at left	Specify laminate color number.
	• Laminate price group 3	See information at left	Specify laminate color number.
	• Open Line laminate	+\$105 plus cost of laminate	► See <i>Surface Materials Reference Manual</i> .
	Composite veneer on foundation with top skin, and/or worksurface		
	• Composite veneer group 1	Prices at right	Specify composite veneer color number.
	• Composite veneer group 2	Prices at right	Specify composite veneer color number.
	Wood veneer on foundation with top skin, and/or worksurface		
	• Wood group 1	Prices at right	Specify wood color number.
	• Wood group 2	Prices at right	Specify wood color number.
Powerway on Foundation Top Skin	• Wood group 3	Prices at right	Specify wood color number.
	• Customiz stain	No cost	Specify <i>with Customiz stain</i> .
	• Full-fill finish on wood group 1 (on worksurface only)	Prices at right	► See <i>Surface Materials Reference Manual</i> . Specify full-fill finish number.
	Solid surface on foundation with top skin, and/or worksurface		
	• Solid surface group A	Prices at right	Specify solid surface finish number.
	• Solid surface group B	Prices at right	Specify solid surface finish number.
	• Solid surface group C	Prices at right	Specify solid surface finish number.
	• Solid surface group D	Prices at right	Specify solid surface finish number.
	Glass on foundation with top skin, and/or worksurface		
	• Back painted glass	Prices at right	Specify back painted glass color number.
Grain Direction	Column		
	• Paint price group 1	No cost	Specify paint color number.
	• Paint price group 2	+\$212	Specify paint color number.
	• Paint price group 3	+\$284	Specify paint color number.
	Power grommets		
	• Paint price group 1	No cost	Specify paint color number.
	• Paint price group 2	+\$ 17	Specify paint color number.
	• Paint price group 3	+\$ 28	Specify paint color number.
	• No powerway	No cost	Specify <i>with no powerway</i> .
	• With powerway	+\$109	Specify <i>with powerway</i> .
Foundation top skin	Foundation		
	• Laminate		
	– No grain direction	No cost	Specify <i>with no grain direction</i> .
	– Horizontal grain	No cost	Specify <i>with horizontal grain</i> .
	– Vertical grain (on 54"W and 60"W)	No cost	Specify <i>with vertical grain</i> .
	• Wood veneer		
	– Horizontal grain	No cost	Specify <i>with horizontal grain</i> .
	– Vertical grain	No cost	Specify <i>with vertical grain</i> .
	Foundation top skin		
	• Laminate		
Options, continued on next page	– No grain direction	No cost	Specify <i>with no grain direction</i> .
	– Short grain (on 54"W and 60"W)	No cost	Specify <i>with short grain</i> .
	– Long grain	No cost	Specify <i>with long grain</i> .
	• Wood veneer		
	– Short grain	No cost	Specify <i>with short grain</i> .
	– Long grain	No cost	Specify <i>with long grain</i> .

Tip: Any woodgrain laminate foundation skin wider than 60" will be horizontal grain direction only.



For Canadian Pricing
Multiply U.S. Price by the Canadian price factor.
► See page 1 for details.

► Options, continued from previous page

	Options	U.S. Price	Required to Specify
Grain Direction, continued	Worksurface		
	• Laminate		
	– No grain direction	No cost	Specify with no grain direction.
	– Short grain	No cost	Specify with short grain.
	– Long grain	No cost	Specify with long grain.
	• Wood veneer		
	– Short grain	No cost	Specify with short grain.
	– Long grain	No cost	Specify with long grain.
	Shelf (per shelf)		
	• Laminate		
	– No grain direction	No cost	Specify with no grain direction.
	– Short grain	No cost	Specify with short grain.
	– Long grain	No cost	Specify with long grain.
	• Wood veneer		
	– Short grain	No cost	Specify with short grain.
	– Long grain	No cost	Specify with long grain.
Surface Power	• No worksurface power	No cost	Specify with no worksurface power.
	• Three power	+\$ 192	Specify with three power.
	• Two power, two USB-A	+\$ 357	Specify with two power, two USB-A.
	• One power, one USB-C, two USB-A	+\$ 498	Specify with one power, one USB-C, two USB-A.
	• Two power, one USB-C	+\$ 498	Specify with two power, one USB-C.
Drawer Locks	• No locks	No cost	Specify with no locks.
	• With locks	+\$ 13 per drawer	Specify with locks and select 9250 Ember Chrome or 9201 Polished Chrome.
Keying	• Factory- and field-installed keying		► Page 150
Tower	• No tower	No cost	Specify with no tower.
	• 54"W tower	+\$3589	Specify with 54"W tower.
	• 60"W tower	+\$3988	Specify with 60"W tower.
	• 66"W tower	+\$4430	Specify with 66"W tower.
	• 72"W tower	+\$4922	Specify with 72"W tower.
	Shelves		
	• One shelf	+\$ 371	Specify with one shelf.
	• Two shelves	+\$ 742	Specify with two shelves.
	Frame finish		
	• Paint price group 1	No cost	Specify paint color number.
	• Paint price group 2	+\$ 90	Specify paint color number.
	• Paint price group 3	+\$ 186	Specify paint color number.
	• Tower shelf finish (per shelf)	Prices at right	Specify tower shelf finish.
	Edge finish (lamine only)		
	• Plastic	No cost	Specify plastic color number.
	Lighting lower shelf on 54"W or 60"W		
	• No lighting	No cost	Specify with no lighting.
	• With lighting	+\$ 109	Specify with lighting.
	Lighting upper shelf on 54"W or 60"W		
	• No lighting	No cost	Specify with no lighting.
	• With lighting	+\$ 109	Specify with lighting.
	Lighting lower shelf on 66"W or 72"W		
	• No lighting	No cost	Specify with no lighting.
	• With lighting	+\$ 216	Specify with lighting.
	Lighting upper shelf on 66"W or 72"W		
	• No lighting	No cost	Specify with no lighting.
	• With lighting	+\$ 216	Specify with lighting.
Related Products	• Tower shrouds		► Page 128
	• Mackinac electrical components for foundation		► Page 131

Tip: All drawers lock if locks are selected.

Tip: Tower and top skin must be the same size as the foundation.

Tip: Foundation power is required if lighting is specified.



For Canadian Pricing
Multiply U.S. Price by the Canadian price factor.
► See page 1 for details.

► Options, continued on next page

Mackinac Settings, Foundation with One Perpendicular Worksurface and One Parallel Worksurface, continued

► Options, continued from previous page

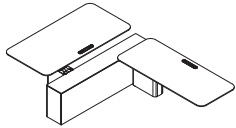
Tower Shelf Finish Upcharges

Tip: Composite veneer group 2 upcharge is in addition to composite veneer group 1 upcharge. Wood group 2 and wood group 3 upcharges are in addition to wood group 1 upcharge.

Dimensions D W		Options (Add \$ to Base Price)							
		Laminate Price Group 1	Open Line laminat (plus cost of laminate)	Composite Veneer		Wood			Back Painted Glass
				Composite Veneer Group 1	Composite Veneer Group 2	Wood Group 1	Wood Group 2	Wood Group 3	
Tower Shelf (per shelf)									
12"	54"	No cost	+\$105	+\$ 69	+\$22	+\$ 76	+\$24	+\$69	+\$284
12"	60"	No cost	+\$105	+\$137	+\$22	+\$151	+\$24	+\$69	+\$426
12"	66"	No cost	+\$105	+\$206	+\$22	+\$227	+\$24	+\$69	+\$570
12"	72"	No cost	+\$105	+\$275	+\$22	+\$303	+\$24	+\$69	+\$710

Specification Information

• Style Number	• Dimensions D W		• U.S. Base Prices							
			Laminate Price Group 1	Composite Veneer Group 1	Wood Group 1	Back Painted Glass	Solid Surface			
							Group A	Group B	Group C	Group D



MCKF1WSPP1WSPL

Foundation	12"	54"	\$5920	\$6543	\$6605	\$ 7624	\$12,243	\$12,874	\$13,570	\$14,335
	12"	60"	\$5993	\$6636	\$6700	\$ 7908	\$12,596	\$13,256	\$13,983	\$14,781
	12"	66"	\$6071	\$6780	\$6851	\$ 8269	\$12,956	\$13,644	\$14,401	\$15,233
	12"	72"	\$6333	\$7133	\$7213	\$ 8744	\$13,499	\$14,214	\$15,000	\$15,871
Top Skin	12"	54"	+\$423	+\$781	+\$817	+\$ 993	+\$ 1407	+\$ 1504	+\$ 1613	+\$ 1732
	12"	60"	+\$476	+\$834	+\$870	+\$1046	+\$ 1460	+\$ 1557	+\$ 1666	+\$ 1785
	12"	66"	+\$525	+\$883	+\$919	+\$1095	+\$ 1509	+\$ 1606	+\$ 1715	+\$ 1834
	12"	72"	+\$574	+\$932	+\$968	+\$1144	+\$ 1558	+\$ 1655	+\$ 1764	+\$ 1883

Tip: The final price will include the price of the Foundation with top skin, and worksurface.

► Specification Information, continued on next page



For Canadian Pricing

Multiply U.S. Price by the Canadian price factor.

► See page 1 for details.

Solid Surface

Group A	Group B	Group C	Group D
---------	---------	---------	---------

+\$351	+\$386	+\$ 426	+\$ 468
+\$493	+\$542	+\$ 598	+\$ 656
+\$632	+\$695	+\$ 766	+\$ 842
+\$914	+\$978	+\$1047	+\$1116

Options(Add \$ to
Base Price)**Composite
Veneer**Composite
Veneer
Group 2**Wood**Wood
Group 2Wood
Group 3Full-Fill
Finish on
Wood
Group 1

+\$69	+\$ 76	+\$249	N.A.
+\$97	+\$107	+\$376	N.A.
+\$97	+\$107	+\$376	N.A.
+\$97	+\$107	+\$376	N.A.
+\$21	+\$ 23	+\$ 62	N.A.
+\$21	+\$ 23	+\$ 62	N.A.
+\$21	+\$ 23	+\$ 62	N.A.
+\$21	+\$ 23	+\$ 62	N.A.

**For Canadian Pricing**Multiply U.S. Price by the
Canadian price factor.

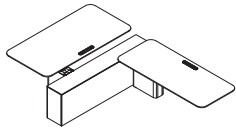
▶ See page 1 for details.

Mackinac Settings, Foundation with One Perpendicular Worksurface and One Parallel Worksurface, continued

► Specification Information, continued from previous page

Specification Information

Style Number	Dimensions D W	U.S. Base Prices							
		Laminate Price Group 1	Composite Veneer Group 1	Wood Group 1	Back Painted Glass	Solid Surface			
						Group A	Group B	Group C	Group D



MCKF1WSPP1WSPL

Perpendicular Worksurface	30" 48"	+\$6314	+\$6945	+\$7008	+\$7746	+\$ 9257	+\$ 9405	+\$ 9561	+\$ 9723
	30" 54"	+\$6705	+\$7336	+\$7399	+\$8137	+\$ 9648	+\$ 9796	+\$ 9952	+\$10,114
	30" 60"	+\$7124	+\$7836	+\$7907	+\$8828	+\$10,390	+\$10,719	+\$11,076	+\$11,472
	30" 66"	+\$7569	+\$8281	+\$8352	+\$9273	+\$10,835	+\$11,164	+\$11,521	+\$11,917
	30" 72"	+\$8044	+\$8756	+\$8827	+\$9748	+\$11,310	+\$11,639	+\$11,996	+\$12,392
	36" 48"	+\$6441	+\$7072	+\$7135	+\$7873	+\$ 9384	+\$ 9532	+\$ 9688	+\$ 9850
	36" 54"	+\$6841	+\$7472	+\$7535	+\$8273	+\$ 9784	+\$ 9932	+\$10,088	+\$10,250
	36" 60"	+\$7270	+\$7982	+\$8053	+\$8974	+\$10,536	+\$10,865	+\$11,222	+\$11,618
	36" 66"	+\$7723	+\$8435	+\$8506	+\$9427	+\$10,989	+\$11,318	+\$11,675	+\$12,071
	36" 72"	+\$8208	+\$8920	+\$8991	+\$9912	+\$11,474	+\$11,803	+\$12,160	+\$12,556
Parallel Worksurface	30" 54"	+\$6705	+\$7336	+\$7399	+\$8137	+\$ 9648	+\$ 9796	+\$ 9952	+\$10,114
	30" 60"	+\$7124	+\$7836	+\$7907	+\$8828	+\$10,390	+\$10,719	+\$11,076	+\$11,472
	30" 66"	+\$7569	+\$8281	+\$8352	+\$9273	+\$10,835	+\$11,164	+\$11,521	+\$11,917
	30" 72"	+\$8044	+\$8756	+\$8827	+\$9748	+\$11,310	+\$11,639	+\$11,996	+\$12,392
	36" 54"	+\$6841	+\$7472	+\$7535	+\$8273	+\$ 9784	+\$ 9932	+\$10,088	+\$10,250
	36" 60"	+\$7270	+\$7982	+\$8053	+\$8974	+\$10,536	+\$10,865	+\$11,222	+\$11,618
	36" 66"	+\$7723	+\$8435	+\$8506	+\$9427	+\$10,989	+\$11,318	+\$11,675	+\$12,071
	36" 72"	+\$8208	+\$8920	+\$8991	+\$9912	+\$11,474	+\$11,803	+\$12,160	+\$12,556

Tip: The final price will include the price of the Foundation with top skin, and worksurface.



For Canadian Pricing

Multiply U.S. Price by the Canadian price factor.

► See page 1 for details.

Options			
(Add \$ to Base Price)			
Composite Veneer	Wood		
Composite Veneer Group 2	Wood Group 2	Wood Group 3	Full-Fill Finish on Wood Group 1

+\$ 63	+\$ 69	+\$248	+\$ 69
+\$ 63	+\$ 69	+\$248	+\$ 69
+\$ 96	+\$106	+\$365	+\$106
+\$ 96	+\$106	+\$365	+\$106
+\$ 96	+\$106	+\$365	+\$106
+\$ 93	+\$102	+\$322	+\$102
+\$ 93	+\$102	+\$322	+\$102
+\$132	+\$145	+\$505	+\$145
+\$132	+\$145	+\$505	+\$145
+\$132	+\$145	+\$505	+\$145
+\$ 63	+\$ 69	+\$248	+\$ 69
+\$ 96	+\$106	+\$365	+\$106
+\$ 96	+\$106	+\$365	+\$106
+\$ 96	+\$106	+\$365	+\$106
+\$ 93	+\$102	+\$322	+\$102
+\$132	+\$145	+\$505	+\$145
+\$132	+\$145	+\$505	+\$145
+\$132	+\$145	+\$505	+\$145



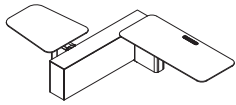
For Canadian Pricing

Multiply U.S. Price by the Canadian price factor.

▶ See page 1 for details.

Mackinac Settings

Foundation with One Perpendicular Worksurface and One Collaborative Worksurface



Left-handed personal worksurface shown.

► Need help?
Product details,
page 14

Standard Includes

- 12"D foundation (back/front/sides): laminate price group 1
- Foundation edges: plastic
- Foundation top skin: laminate price group 1
- Foundation top skin edge: plastic
- Worksurfaces: laminate
- Worksurface edges: plastic
- Worksurface understructures: P631 Dark Heather Grey PET
- Surface power grommet: paint price group 1
- Permanent power, below worksurfaces
- Columns: paint price group 1
- Column caps: plastic
- Attachment hardware

Required to Specify

- 1 Style number
 - 2 Foundation width (see below under Required Selections)
 - 3 Foundation sides/sections (see below under Required Selections)
 - 4 Worksurface size option (see below under Required Selections)
 - 5 Perpendicular worksurface depth (see below under Required Selections)
 - 6 Collaborative worksurface depth (see below under Required Selections)
 - 7 Perpendicular worksurface width (see below under Required Selections)
 - 8 Collaborative worksurface width (see below under Required Selections)
 - 9 Column heights (see below under Required Selections)
 - 10 Permanent power for worksurfaces (see below under Required Selections)
 - 11 Counterweights (see below under Required Selections)
 - 12 Laminate color number for foundation skins
 - 13 Laminate color number for foundation top skin
 - 14 Plastic color number for foundation skin edges
 - 15 Plastic color number for foundation top skin edge
 - 16 Laminate color number for worksurfaces
 - 17 Plastic color number for worksurface edges
 - 18 Paint color number for power grommets
 - 19 Paint color number for columns
 - 20 Plastic color number for column caps
 - 21 Options, if selected (see below)
- See *Surface Materials*, page 142.

	Required Selections	U.S. Price	Required to Specify
Foundation Width	<ul style="list-style-type: none"> • 54"W • 60"W • 66"W • 72"W 	Prices at right Prices at right Prices at right Prices at right	Specify <i>with 54"W.</i> Specify <i>with 60"W.</i> Specify <i>with 66"W.</i> Specify <i>with 72"W.</i>
Foundation Sides/Sections	Side A, Section 1 <ul style="list-style-type: none"> • Skin only • Worksurface location (if worksurface not selected in another section) • Drawer (if drawer not selected on side B, section 1) 	No cost No cost +\$216	Specify <i>with skin only.</i> Specify <i>worksurface location.</i> Specify <i>with drawer.</i>
	Side A, Section 2 <ul style="list-style-type: none"> • Skin only • Drawer (if drawer not selected on side B, section 2) 	No cost +\$216	Specify <i>with skin only.</i> Specify <i>with drawer.</i>

► Required Selections, continued on next page

Tip: Only one drawer per foundation section is allowed.



For Canadian Pricing
Multiply U.S. Price by the Canadian price factor.
► See page 1 for details.

► Required Selections, continued from previous page

	Required Selections	U.S. Price	Required to Specify
Foundation Sides/Sections, continued	Side A, Section 3		
	• Skin only	No cost	Specify <i>with skin only</i> .
	• Worksurface location (if worksurface not selected in another section)	No cost	Specify worksurface location.
	• Drawer (if drawer not selected on side B, section 3)	+\$216	Specify <i>with drawer</i> .
	Side B, Section 1		
	• Skin only	No cost	Specify <i>with skin only</i> .
	• Worksurface location (if worksurface not selected in another section)	No cost	Specify worksurface location.
	• Drawer (if drawer not selected on side A, section 1)	+\$216	Specify <i>with drawer</i> .
	Side B, Section 2		
	• Skin only	No cost	Specify <i>with skin only</i> .
	• Drawer (if drawer not selected on side A, section 2)	+\$216	Specify <i>with drawer</i> .
	Side B, Section 3		
	• Skin only	No cost	Specify <i>with skin only</i> .
	• Worksurface location (if worksurface not selected in another section)	No cost	Specify worksurface location.
	• Drawer (if drawer not selected on side A, section 3)	+\$216	Specify <i>with drawer</i> .
Worksurface Size Options	• Modular	No cost	Specify <i>with modular</i> .
	• Parametric	No cost	Specify <i>with parametric</i> .
Perpendicular Worksurface Depth	• 30"D	Prices at right	Specify <i>with 30"D</i> .
	• 36"D	Prices at right	Specify <i>with 36"D</i> .
Collaborative Worksurface Depth	• 42"D	Prices at right	Specify <i>with 42"D</i> .
	• 48"D	Prices at right	Specify <i>with 48"D</i> .
	• 54"D	Prices at right	Specify <i>with 54"D</i> .
Perpendicular Worksurface Width	• 48"W	Prices at right	Specify <i>with 48"W</i> .
	• 54"W	Prices at right	Specify <i>with 54"W</i> .
	• 60"W	Prices at right	Specify <i>with 60"W</i> .
	• 66"W	Prices at right	Specify <i>with 66"W</i> .
	• 72"W	Prices at right	Specify <i>with 72"W</i> .
Collaborative Worksurface Width	• 36"W (only with 42"D)	Prices at right	Specify <i>with 36"W</i> .
	• 42"W (only with 48"D and 54"D)	Prices at right	Specify <i>with 42"W</i> .
Column Heights	• Seated height, fixed	No cost	Specify <i>with seated height, fixed</i> .
	• Standing height, fixed	+\$ 72	Specify <i>with standing height, fixed</i> .
	• Height adjustable	+\$333	Specify <i>with height adjustable</i> .
Permanent Power for Worksurfaces	• No power	No cost	Specify <i>with no permanent power</i> .
	• Three power, two USB	+\$207	Specify <i>with three power, two USB</i> .
	• Three power, one data	+\$207	Specify <i>with three power, one data</i> .
	• Two power, two data	+\$357	Specify <i>with two power, two data</i> .
	• Two power, two USB, one data	+\$357	Specify <i>with two power, two USB, one data</i> .
	• One power, two USB, two data	+\$357	Specify <i>with one power, two USB, two data</i> .
Counterweights	• Floor mounted	+\$144	Specify <i>with floor mounted</i> .
	• Standard counterweight package	+\$295	Specify <i>with standard package</i> .
	• HD counterweight package	+\$571	Specify <i>with HD package</i> .

► Options, continued on next page

Tip: Parametric pricing can be found in SmartTools.

Tip: Collaborative worksurfaces are not available as parametric.

Tip: Parametric sizes are not available for solid surface worksurfaces.

Tip: HD counterweight package increases stability and is required in some configurations.

► Options, continued from previous page

	Options	U.S. Price	Required to Specify
Surface Materials	Laminate on foundation with top skin, and/or worksurface		
	• Laminate price group 2	See information at left	Specify laminate color number.
	• Laminate price group 3	See information at left	Specify laminate color number.
	• Open Line laminate	+\$105 plus cost of laminate	► See <i>Surface Materials Reference Manual</i> .
	Composite veneer on foundation with top skin, and/or worksurface		
	• Composite veneer group 1	Prices at right	Specify composite veneer color number.
	• Composite veneer group 2	Prices at right	Specify composite veneer color number.
	Wood veneer on foundation with top skin, and/or worksurface		
	• Wood group 1	Prices at right	Specify wood color number.
	• Wood group 2	Prices at right	Specify wood color number.
Powerway on Foundation Top Skin	• Wood group 3	Prices at right	Specify wood color number.
	• Customiz stain	No cost	Specify <i>with Customiz stain</i> .
	• Full-fill finish on wood group 1 (on worksurface only)	Prices at right	► See <i>Surface Materials Reference Manual</i> . Specify full-fill finish number.
	Solid surface on foundation with top skin, and/or worksurface		
	• Solid surface group A	Prices at right	Specify solid surface finish number.
	• Solid surface group B	Prices at right	Specify solid surface finish number.
	• Solid surface group C	Prices at right	Specify solid surface finish number.
	• Solid surface group D	Prices at right	Specify solid surface finish number.
	Glass on foundation with top skin, and/or worksurfaces		
	• Back painted glass	Prices at right	Specify back painted glass color number.
Grain Direction	Columns		
	• Paint price group 1	No cost	Specify paint color number.
	• Paint price group 2	+\$212	Specify paint color number.
	• Paint price group 3	+\$284	Specify paint color number.
	Power grommets for worksurfaces		
	• Paint price group 1	No cost	Specify paint color number.
	• Paint price group 2	+\$ 17	Specify paint color number.
	• Paint price group 3	+\$ 28	Specify paint color number.
	Power grommet lid on collaborative worksurface		
	• Paint price group 1	No cost	Specify paint color number.
Foundation	• Paint price group 2	+\$ 9	Specify paint color number.
	• Paint price group 3	+\$ 23	Specify paint color number.
	• No powerway	No cost	Specify <i>with no powerway</i> .
	• With powerway	+\$109	Specify <i>with powerway</i> .
	Foundation		
	• Laminate		
	– No grain direction	No cost	Specify <i>with no grain direction</i> .
	– Horizontal grain	No cost	Specify <i>with horizontal grain</i> .
	– Vertical grain (on 54"W and 60"W)	No cost	Specify <i>with vertical grain</i> .
	• Wood veneer		
Foundation top skin	– Horizontal grain	No cost	Specify <i>with horizontal grain</i> .
	– Vertical grain	No cost	Specify <i>with vertical grain</i> .
	• Laminate		
	– No grain direction	No cost	Specify <i>with no grain direction</i> .
	– Short grain (on 54"W and 60"W)	No cost	Specify <i>with short grain</i> .
	– Long grain	No cost	Specify <i>with long grain</i> .
	• Wood veneer		
	– Short grain	No cost	Specify <i>with short grain</i> .
	– Long grain	No cost	Specify <i>with long grain</i> .

Tip: The finish picked for foundation will be applied to the back, front, and sides.

For laminate group 2 and 3 pricing, please refer to the electronic catalog or SmartTools.

Tip: Any woodgrain laminate foundation skin wider than 60" will be horizontal grain direction only.



For Canadian Pricing
Multiply U.S. Price by the Canadian price factor.
► See page 1 for details.

► Options, continued on next page

► Options, continued from previous page

	Options	U.S. Price	Required to Specify
Grain Direction, continued	Worksurface		
	• Laminate		
	– No grain direction	No cost	Specify with no grain direction.
	– Short grain	No cost	Specify with short grain.
	– Long grain	No cost	Specify with long grain.
	• Wood veneer		
	– Short grain	No cost	Specify with short grain.
	– Long grain	No cost	Specify with long grain.
	Shelf (per shelf)		
	• Laminate		
	– No grain direction	No cost	Specify with no grain direction.
	– Short grain	No cost	Specify with short grain.
	– Long grain	No cost	Specify with long grain.
	• Wood veneer		
	– Short grain	No cost	Specify with short grain.
	– Long grain	No cost	Specify with long grain.
Surface Power	• No worksurface power	No cost	Specify with no worksurface power.
	• Three power	+\$ 192	Specify with three power.
	• Two power, two USB-A	+\$ 357	Specify with two power, two USB-A.
	• One power, one USB-C, two USB-A	+\$ 498	Specify with one power, one USB-C, two USB-A.
	• Two power, one USB-C	+\$ 498	Specify with two power, one USB-C.
Drawer Locks	• No locks	No cost	Specify with no locks.
	• With locks	+\$ 13 per drawer	Specify with locks and select 9250 Ember Chrome or 9201 Polished Chrome.
Keying	• Factory- and field-installed keying		► Page 150
Tower	• No tower	No cost	Specify with no tower.
	• 54"W tower	+\$3589	Specify with 54"W tower.
	• 60"W tower	+\$3988	Specify with 60"W tower.
	• 66"W tower	+\$4430	Specify with 66"W tower.
	• 72"W tower	+\$4922	Specify with 72"W tower.
	Shelves		
	• One shelf	+\$ 371	Specify with one shelf.
	• Two shelves	+\$ 742	Specify with two shelves.
	Frame finish		
	• Paint price group 1	No cost	Specify paint color number.
	• Paint price group 2	+\$ 90	Specify paint color number.
	• Paint price group 3	+\$ 186	Specify paint color number.
	• Tower shelf finish (per shelf)	Prices at right	Specify tower shelf finish.
	Edge finish (lamine only)		
	• Plastic	No cost	Specify plastic color number.
Lighting lower shelf on 54"W or 60"W	• No lighting	No cost	Specify with no lighting.
	• With lighting	+\$ 109	Specify with lighting.
Lighting upper shelf on 54"W or 60"W	• No lighting	No cost	Specify with no lighting.
	• With lighting	+\$ 109	Specify with lighting.
Lighting lower shelf on 66"W or 72"W	• No lighting	No cost	Specify with no lighting.
	• With lighting	+\$ 216	Specify with lighting.
Lighting upper shelf on 66"W or 72"W	• No lighting	No cost	Specify with no lighting.
	• With lighting	+\$ 216	Specify with lighting.
Related Products	• Tower shrouds		► Page 128
	• Mackinac electrical components for foundation		► Page 131

Tip: All drawers lock if locks are selected.

Tip: Tower and top skin must be the same size as the foundation.

Tip: Foundation power is required if lighting is specified.



For Canadian Pricing
Multiply U.S. Price by the Canadian price factor.
► See page 1 for details.

► Options, continued on next page

► Options, continued from previous page

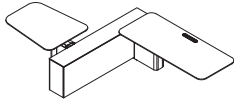
Tower Shelf Finish Upcharges

Tip: Composite veneer group 2 upcharge is in addition to composite veneer group 1 upcharge. Wood group 2 and wood group 3 upcharges are in addition to wood group 1 upcharge.

• Dimensions D W		• Options (Add \$ to Base Price)							
		Laminate Price Group 1	Open Line laminate (plus cost of laminate)	Composite Veneer		Wood			Back Painted Glass
				Composite Veneer Group 1	Composite Veneer Group 2	Wood Group 1	Wood Group 2	Wood Group 3	
Tower Shelf (per shelf)									
12"	54"	No cost	+\$105	+\$ 69	+\$22	+\$ 76	+\$24	+\$69	+\$284
12"	60"	No cost	+\$105	+\$137	+\$22	+\$151	+\$24	+\$69	+\$426
12"	66"	No cost	+\$105	+\$206	+\$22	+\$227	+\$24	+\$69	+\$570
12"	72"	No cost	+\$105	+\$275	+\$22	+\$303	+\$24	+\$69	+\$710

Specification Information

• Style Number	• Dimensions D W	• U.S. Base Prices							
		Laminate Price Group 1	Composite Veneer Group 1	Wood Group 1	Back Painted Glass	Solid Surface			
						Group A	Group B	Group C	Group D



MCKF1WSPP1WSC

Foundation	12" 54"	\$5920	\$6543	\$6605	\$ 7624	\$12,243	\$12,874	\$13,570	\$14,335
	12" 60"	\$5993	\$6636	\$6700	\$ 7908	\$12,596	\$13,256	\$13,983	\$14,781
	12" 66"	\$6071	\$6780	\$6851	\$ 8269	\$12,956	\$13,644	\$14,401	\$15,233
	12" 72"	\$6333	\$7133	\$7213	\$ 8744	\$13,499	\$14,214	\$15,000	\$15,871
Top Skin	12" 54"	+\$423	+\$781	+\$817	+\$ 993	+\$ 1407	+\$ 1504	+\$ 1613	+\$ 1732
	12" 60"	+\$476	+\$834	+\$870	+\$1046	+\$ 1460	+\$ 1557	+\$ 1666	+\$ 1785
	12" 66"	+\$525	+\$883	+\$919	+\$1095	+\$ 1509	+\$ 1606	+\$ 1715	+\$ 1834
	12" 72"	+\$574	+\$932	+\$968	+\$1144	+\$ 1558	+\$ 1655	+\$ 1764	+\$ 1883

Tip: The final price will include the price of the Foundation with top skin, and worksurface.

► Specification Information, continued on next page



For Canadian Pricing

Multiply U.S. Price by the Canadian price factor.

► See page 1 for details.

Solid Surface

Group A	Group B	Group C	Group D
---------	---------	---------	---------

+\$351	+\$386	+\$ 426	+\$ 468
+\$493	+\$542	+\$ 598	+\$ 656
+\$632	+\$695	+\$ 766	+\$ 842
+\$914	+\$978	+\$1047	+\$1116

Options(Add \$ to
Base Price)**Composite
Veneer**Composite
Veneer
Group 2**Wood**Wood
Group 2Wood
Group 3Full-Fill
Finish on
Wood
Group 1

+\$69	+\$ 76	+\$249	N.A.
+\$97	+\$107	+\$376	N.A.
+\$97	+\$107	+\$376	N.A.
+\$97	+\$107	+\$376	N.A.
+\$21	+\$ 23	+\$ 62	N.A.
+\$21	+\$ 23	+\$ 62	N.A.
+\$21	+\$ 23	+\$ 62	N.A.
+\$21	+\$ 23	+\$ 62	N.A.

**For Canadian Pricing**Multiply U.S. Price by the
Canadian price factor.

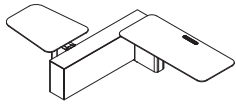
► See page 1 for details.

Mackinac Settings, Foundation with One Perpendicular Worksurface and One Collaborative Worksurface, continued

► Specification Information, continued from previous page

Specification Information

Style Number	Dimensions D W	U.S. Base Prices							
		Laminate Price Group 1	Composite Veneer Group 1	Wood Group 1	Back Painted Glass	Solid Surface			
						Group A	Group B	Group C	Group D



MCKF1WSP1WSC

Perpendicular Worksurface	30" 48"	+\$6314	+\$6945	+\$7008	+\$7746	+\$ 9257	+\$ 9405	+\$ 9561	+\$ 9723
	30" 54"	+\$6705	+\$7336	+\$7399	+\$8137	+\$ 9648	+\$ 9796	+\$ 9952	+\$10,114
	30" 60"	+\$7124	+\$7836	+\$7907	+\$8828	+\$10,390	+\$10,719	+\$11,076	+\$11,472
	30" 66"	+\$7569	+\$8281	+\$8352	+\$9273	+\$10,835	+\$11,164	+\$11,521	+\$11,917
	30" 72"	+\$8044	+\$8756	+\$8827	+\$9748	+\$11,310	+\$11,639	+\$11,996	+\$12,392
	36" 48"	+\$6441	+\$7072	+\$7135	+\$7873	+\$ 9384	+\$ 9532	+\$ 9688	+\$ 9850
	36" 54"	+\$6841	+\$7472	+\$7535	+\$8273	+\$ 9784	+\$ 9932	+\$10,088	+\$10,250
	36" 60"	+\$7270	+\$7982	+\$8053	+\$8974	+\$10,536	+\$10,865	+\$11,222	+\$11,618
	36" 66"	+\$7723	+\$8435	+\$8506	+\$9427	+\$10,989	+\$11,318	+\$11,675	+\$12,071
Collaborative Worksurface	36" 72"	+\$8208	+\$8920	+\$8991	+\$9912	+\$11,474	+\$11,803	+\$12,160	+\$12,556
	42" 36"	+\$5942	+\$6502	+\$6558	+\$7212	+\$ 8153	+\$ 8263	+\$ 8378	+\$ 8502
	42" 42"	+\$6062	+\$6622	+\$6678	+\$7332	+\$ 8273	+\$ 8383	+\$ 8498	+\$ 8622
	48" 42"	+\$6186	+\$6746	+\$6802	+\$7456	+\$ 8397	+\$ 8507	+\$ 8622	+\$ 8746
	54" 42"	+\$6307	+\$6867	+\$6923	+\$7577	+\$ 8518	+\$ 8628	+\$ 8743	+\$ 8867

Tip: The final price will include the price of the Foundation with top skin, and worksurface.



For Canadian Pricing

Multiply U.S. Price by the Canadian price factor.

► See page 1 for details.

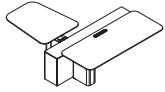
Options (Add \$ to Base Price)			
Composite Veneer Composite Veneer Group 2	Wood Wood Group 2	Wood Wood Group 3	Full-Fill Finish on Wood Group 1
+\$ 63	+\$ 69	+\$248	+\$ 69
+\$ 63	+\$ 69	+\$248	+\$ 69
+\$ 96	+\$106	+\$365	+\$106
+\$ 96	+\$106	+\$365	+\$106
+\$ 96	+\$106	+\$365	+\$106
+\$ 93	+\$102	+\$322	+\$102
+\$ 93	+\$102	+\$322	+\$102
+\$132	+\$145	+\$505	+\$145
+\$132	+\$145	+\$505	+\$145
+\$132	+\$145	+\$505	+\$145
+\$ 63	+\$ 69	+\$248	+\$ 69
+\$ 93	+\$102	+\$322	+\$102
+\$ 93	+\$102	+\$322	+\$102
+\$ 93	+\$102	+\$322	+\$102
:	:	:	:



For Canadian Pricing
Multiply U.S. Price by the Canadian price factor.
▶ See page 1 for details.

Mackinac Settings

Foundation with One Parallel Worksurface and One Collaborative Worksurface



Left-handed personal worksurface shown.

► Need help?
Product details,
page 14

Standard Includes

- 12"D foundation (back/front/sides): laminate price group 1
- Foundation edges: plastic
- Foundation top skin: laminate price group 1
- Foundation top skin edge: plastic
- Worksurfaces: laminate
- Worksurface edges: plastic
- Worksurface understructures: P631 Dark Heather Grey PET
- Surface power grommet: paint price group 1
- Permanent power, below worksurfaces
- Columns: paint price group 1
- Column caps: plastic
- Attachment hardware

Required to Specify

- 1 Style number
 - 2 Foundation width (see below under Required Selections)
 - 3 Foundation sides/sections (see below under Required Selections)
 - 4 Worksurface size option (see below under Required Selections)
 - 5 Parallel worksurface depth (see below under Required Selections)
 - 6 Collaborative worksurface depth (see below under Required Selections)
 - 7 Parallel worksurface width (see below under Required Selections)
 - 8 Collaborative worksurface width (see below under Required Selections)
 - 9 Column heights (see below under Required Selections)
 - 10 Permanent power for worksurfaces (see below under Required Selections)
 - 11 Counterweight (see below under Required Selections)
 - 12 Laminate color number for foundation skins
 - 13 Laminate color number for foundation top skin
 - 14 Plastic color number for foundation skin edges
 - 15 Plastic color number for foundation top skin edge
 - 16 Laminate color number for worksurfaces
 - 17 Plastic color number for worksurface edges
 - 18 Paint color number for power grommet
 - 19 Paint color number for columns
 - 20 Plastic color number for column caps
 - 21 Options, if selected (see below)
- See *Surface Materials*, page 142.

	Required Selections	U.S. Price	Required to Specify
Foundation Width	<ul style="list-style-type: none"> • 54"W • 60"W • 66"W • 72"W 	Prices at right Prices at right Prices at right Prices at right	Specify <i>with 54"W</i> . Specify <i>with 60"W</i> . Specify <i>with 66"W</i> . Specify <i>with 72"W</i> .
Foundation Sides/Sections	Side A, Section 1		
	<ul style="list-style-type: none"> • Skin only • Worksurface location (if worksurface not selected in another section) • Drawer (if drawer not selected on side B, section 1) 	No cost No cost +\$216	Specify <i>with skin only</i> . Specify worksurface location. Specify <i>with drawer</i> .
	Side A, Section 2		
	<ul style="list-style-type: none"> • Skin only • Drawer (if drawer not selected on side B, section 2) 	No cost +\$216	Specify <i>with skin only</i> . Specify <i>with drawer</i> .
	Side A, Section 3		
	<ul style="list-style-type: none"> • Skin only • Worksurface location (if worksurface not selected in another section) • Drawer (if drawer not selected on side B, section 3) 	No cost No cost +\$216	Specify <i>with skin only</i> . Specify worksurface location. Specify <i>with drawer</i> .

► **Required Selections, continued on next page**

Tip: Only one drawer per foundation section is allowed.



For Canadian Pricing

Multiply U.S. Price by the Canadian price factor.

► See page 1 for details.

► Required Selections, continued from previous page

	Required Selections	U.S. Price	Required to Specify
Foundation Sides/Sections, continued	Side B, Section 1		
	• Skin only	No cost	Specify <i>with skin only</i> .
	• Worksurface location (if worksurface not selected in another section)	No cost	Specify <i>worksurface location</i> .
	• Drawer (if drawer not selected on side A, section 1)	+\$216	Specify <i>with drawer</i> .
	Side B, Section 2		
	• Skin only	No cost	Specify <i>with skin only</i> .
	• Drawer (if drawer not selected on side A, section 2)	+\$216	Specify <i>with drawer</i> .
	Side B, Section 3		
	• Skin only	No cost	Specify <i>with skin only</i> .
	• Worksurface location (if worksurface not selected in another section)	No cost	Specify <i>worksurface location</i> .
	• Drawer (if drawer not selected on side A, section 3)	+\$216	Specify <i>with drawer</i> .
Worksurface Size Options	• Modular	No cost	Specify <i>with modular</i> .
	• Parametric	No cost	Specify <i>with parametric</i> .
Parallel Worksurface Depth	• 30"D	Prices at right	Specify <i>with 30"D</i> .
	• 36"D	Prices at right	Specify <i>with 36"D</i> .
Collaborative Worksurface Depth	• 42"D	Prices at right	Specify <i>with 42"D</i> .
	• 48"D	Prices at right	Specify <i>with 48"D</i> .
	• 54"D	Prices at right	Specify <i>with 54"D</i> .
Parallel Worksurface Width	• 54"W	Prices at right	Specify <i>with 54"W</i> .
	• 60"W	Prices at right	Specify <i>with 60"W</i> .
	• 66"W	Prices at right	Specify <i>with 66"W</i> .
	• 72"W	Prices at right	Specify <i>with 72"W</i> .
Collaborative Worksurface Width	• 36"W (only with 42"D)	Prices at right	Specify <i>with 36"W</i> .
	• 42"W (only with 48"D and 54"D)	Prices at right	Specify <i>with 42"W</i> .
Column Heights	• Seated height, fixed	No cost	Specify <i>with seated height, fixed</i> .
	• Standing height, fixed	+\$ 72	Specify <i>with standing height, fixed</i> .
	• Height adjustable	+\$333	Specify <i>with height adjustable</i> .
Permanent Power for Worksurfaces	• No power	No cost	Specify <i>with no permanent power</i> .
	• Three power, two USB	+\$207	Specify <i>with three power, two USB</i> .
	• Three power, one data	+\$207	Specify <i>with three power, one data</i> .
	• Two power, two data	+\$357	Specify <i>with two power, two data</i> .
	• Two power, two USB, one data	+\$357	Specify <i>with two power, two USB, one data</i> .
	• One power, two USB, two data	+\$357	Specify <i>with one power, two USB, two data</i> .
Counterweights	• Floor mounted	+\$144	Specify <i>with floor mounted</i> .
	• Standard counterweight package	+\$295	Specify <i>with standard package</i> .
	• HD counterweight package	+\$571	Specify <i>with HD package</i> .

► Options, continued on next page

Tip: Parametric pricing can be found in SmartTools.

Tip: Collaborative worksurfaces are not available as parametric.

Tip: Parametric sizes are not available for solid surface worksurfaces.

Tip: HD counterweight package increases stability and is required in some configurations.

**For Canadian Pricing**

Multiply U.S. Price by the Canadian price factor.

► See page 1 for details.

Mackinac Settings, Foundation with One Parallel Worksurface and One Collaborative Worksurface, continued

► Options, continued from previous page

	Options	U.S. Price	Required to Specify
Surface Materials	Laminate on foundation with top skin, and/or worksurface		
	• Laminate price group 2	See information at left	Specify laminate color number.
	• Laminate price group 3	See information at left	Specify laminate color number.
	• Open Line laminate	+\$105 plus cost of laminate	► See <i>Surface Materials Reference Manual</i> .
	Composite veneer on foundation with top skin, and/or worksurface		
	• Composite veneer group 1	Prices at right	Specify composite veneer color number.
	• Composite veneer group 2	Prices at right	Specify composite veneer color number.
	Wood veneer on foundation with top skin, and/or worksurface		
	• Wood group 1	Prices at right	Specify wood color number.
	• Wood group 2	Prices at right	Specify wood color number.
	• Wood group 3	Prices at right	Specify wood color number.
	• Customiz stain	No cost	Specify with <i>Customiz stain</i> .
	• Full-fill finish on wood group 1 (on worksurface only)	Prices at right	► See <i>Surface Materials Reference Manual</i> . Specify full-fill finish number.
	Solid surface on foundation with top skin, and/or worksurface		
	• Solid surface group A	Prices at right	Specify solid surface finish number.
	• Solid surface group B	Prices at right	Specify solid surface finish number.
	• Solid surface group C	Prices at right	Specify solid surface finish number.
	• Solid surface group D	Prices at right	Specify solid surface finish number.
	Glass on foundation with top skin, and/or worksurface		
	• Back painted glass	Prices at right	Specify back painted glass color number.
	Columns		
	• Paint price group 1	No cost	Specify paint color number.
	• Paint price group 2	+\$212	Specify paint color number.
	• Paint price group 3	+\$284	Specify paint color number.
	Power grommets for worksurfaces		
	• Paint price group 1	No cost	Specify paint color number.
	• Paint price group 2	+\$ 17	Specify paint color number.
	• Paint price group 3	+\$ 28	Specify paint color number.
	Power grommet lid on collaborative worksurface		
	• Paint price group 1	No cost	Specify paint color number.
	• Paint price group 2	+\$ 9	Specify paint color number.
	• Paint price group 3	+\$ 23	Specify paint color number.
	Powerway on Foundation Top Skin		
	• No powerway	No cost	Specify with <i>no powerway</i> .
	• With powerway	+\$109	Specify with <i>powerway</i> .
Grain Direction	Foundation		
	• Laminate		
	– No grain direction	No cost	Specify with <i>no grain direction</i> .
	– Horizontal grain	No cost	Specify with <i>horizontal grain</i> .
	– Vertical grain (on 54"W and 60"W)	No cost	Specify with <i>vertical grain</i> .
	• Wood veneer		
	– Horizontal grain	No cost	Specify with <i>horizontal grain</i> .
	– Vertical grain	No cost	Specify with <i>vertical grain</i> .
	Foundation top skin		
	• Laminate		
	– No grain direction	No cost	Specify with <i>no grain direction</i> .
	– Short grain (on 54"W and 60"W)	No cost	Specify with <i>short grain</i> .
	– Long grain	No cost	Specify with <i>long grain</i> .
	• Wood veneer		
	– Short grain	No cost	Specify with <i>short grain</i> .
	– Long grain	No cost	Specify with <i>long grain</i> .
	Worksurface		
	• Laminate		
	– No grain direction	No cost	Specify with <i>no grain direction</i> .
	– Short grain	No cost	Specify with <i>short grain</i> .
	– Long grain	No cost	Specify with <i>long grain</i> .
	• Wood veneer		
	– Short grain	No cost	Specify with <i>short grain</i> .
	– Long grain	No cost	Specify with <i>long grain</i> .

Tip: The finish picked for foundation will be applied to the back, front, and sides.

For laminate group 2 and 3 pricing, please refer to the electronic catalog or SmartTools.

Tip: 6509 Mirrored Bronze back painted glass is not available.

Tip: Any woodgrain laminate foundation skin wider than 60" will be horizontal grain direction only.



For Canadian Pricing
Multiply U.S. Price by the Canadian price factor.
► See page 1 for details.

► Options, continued on next page

► Options, continued from previous page

	Options	U.S. Price	Required to Specify
Grain Direction, continued	Shelf (per shelf)		
	• Laminate		
	– No grain direction	No cost	Specify with no grain direction.
	– Short grain	No cost	Specify with short grain.
	– Long grain	No cost	Specify with long grain.
	• Wood veneer		
	– Short grain	No cost	Specify with short grain.
	– Long grain	No cost	Specify with long grain.
Surface Power	• No worksurface power	No cost	Specify with no worksurface power.
	• Three power	+\$ 192	Specify with three power.
	• Two power, two USB-A	+\$ 357	Specify with two power, two USB-A.
	• One power, one USB-C, two USB-A	+\$ 498	Specify with one power, one USB-C, two USB-A.
	• Two power, one USB-C	+\$ 498	Specify with two power, one USB-C.
Drawer Locks	• No locks	No cost	Specify with no locks.
	• With locks	+\$ 13 per drawer	Specify with locks and select 9250 Ember Chrome or 9201 Polished Chrome.
Keying	• Factory- and field-installed keying		► Page 150
Tower	• No tower	No cost	Specify with no tower.
	• 54"W tower	+\$3589	Specify with 54"W tower.
	• 60"W tower	+\$3988	Specify with 60"W tower.
	• 66"W tower	+\$4430	Specify with 66"W tower.
	• 72"W tower	+\$4922	Specify with 72"W tower.
	Shelves		
	• One shelf	+\$ 371	Specify with one shelf.
	• Two shelves	+\$ 742	Specify with two shelves.
	Frame finish		
	• Paint price group 1	No cost	Specify paint color number.
	• Paint price group 2	+\$ 90	Specify paint color number.
	• Paint price group 3	+\$ 186	Specify paint color number.
	• Tower shelf finish (per shelf)	Prices at right	Specify tower shelf finish.
	Edge finish (laminare only)		
	• Plastic	No cost	Specify plastic color number.
	Lighting lower shelf on 54"W or 60"W		
	• No lighting	No cost	Specify with no lighting.
	• With lighting	+\$ 109	Specify with lighting.
	Lighting upper shelf on 54"W or 60"W		
	• No lighting	No cost	Specify with no lighting.
	• With lighting	+\$ 109	Specify with lighting.
	Lighting lower shelf on 66"W or 72"W		
	• No lighting	No cost	Specify with no lighting.
	• With lighting	+\$ 216	Specify with lighting.
	Lighting upper shelf on 66"W or 72"W		
	• No lighting	No cost	Specify with no lighting.
	• With lighting	+\$ 216	Specify with lighting.
Related Products	• Tower shrouds		► Page 128
	• Mackinac electrical components for foundation		► Page 131

Tip: All drawers lock if locks are selected.

Tip: Tower and top skin must be the same size as the foundation.

Tip: Foundation power is required if lighting is specified.

**For Canadian Pricing**

Multiply U.S. Price by the Canadian price factor.

► See page 1 for details.

Mackinac Settings, Foundation with One Parallel Worksurface and One Collaborative Worksurface, continued

► Options, continued from previous page

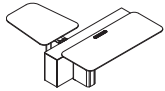
Tower Shelf Finish Upcharges

Tip: Composite veneer group 2 upcharge is in addition to composite veneer group 1 upcharge. Wood group 2 and wood group 3 upcharges are in addition to wood group 1 upcharge.

• Dimensions		• Options							
D	W	(Add \$ to Base Price)							
		Laminate Price Group 1	Open Line laminate (plus cost of laminate)	Composite Veneer		Wood			Back Painted Glass
				Composite Veneer Group 1	Composite Veneer Group 2	Wood Group 1	Wood Group 2	Wood Group 3	
Tower Shelf (per shelf)									
12"	54"	No cost	+\$105	+\$ 69	+\$22	+\$ 76	+\$24	+\$69	+\$284
12"	60"	No cost	+\$105	+\$137	+\$22	+\$151	+\$24	+\$69	+\$426
12"	66"	No cost	+\$105	+\$206	+\$22	+\$227	+\$24	+\$69	+\$570
12"	72"	No cost	+\$105	+\$275	+\$22	+\$303	+\$24	+\$69	+\$710

Specification Information

• Style Number	• Dimensions D W		• U.S. Base Prices							
			• Laminate Price Group 1	• Composite Veneer Group 1	• Wood Group 1	• Back Painted Glass	• Solid Surface			
							Group A	Group B	Group C	Group D



MCKF1WSPL1WSC

Foundation	12"	54"	\$5920	\$6543	\$6605	\$ 7624	\$12,243	\$12,874	\$13,570	\$14,335
	12"	60"	\$5993	\$6636	\$6700	\$ 7908	\$12,596	\$13,256	\$13,983	\$14,781
	12"	66"	\$6071	\$6780	\$6851	\$ 8269	\$12,956	\$13,644	\$14,401	\$15,233
	12"	72"	\$6333	\$7133	\$7213	\$ 8744	\$13,499	\$14,214	\$15,000	\$15,871
Top Skin	12"	54"	+\$423	+\$781	+\$817	+\$ 993	+\$ 1407	+\$ 1504	+\$ 1613	+\$ 1732
	12"	60"	+\$476	+\$834	+\$870	+\$1046	+\$ 1460	+\$ 1557	+\$ 1666	+\$ 1785
	12"	66"	+\$525	+\$883	+\$919	+\$1095	+\$ 1509	+\$ 1606	+\$ 1715	+\$ 1834
	12"	72"	+\$574	+\$932	+\$968	+\$1144	+\$ 1558	+\$ 1655	+\$ 1764	+\$ 1883

Tip: The final price will include the price of the Foundation with top skin, and worksurface.

► Specification Information, continued on next page



For Canadian Pricing

Multiply U.S. Price by the Canadian price factor.

► See page 1 for details.

Solid Surface

Group A	Group B	Group C	Group D
---------	---------	---------	---------

+\$351	+\$386	+\$ 426	+\$ 468
+\$493	+\$542	+\$ 598	+\$ 656
+\$632	+\$695	+\$ 766	+\$ 842
+\$914	+\$978	+\$1047	+\$1116

Options(Add \$ to
Base Price)**Composite
Veneer**Composite
Veneer
Group 2**Wood**Wood
Group 2Wood
Group 3Full-Fill
Finish on
Wood
Group 1

+\$69	+\$ 76	+\$249	N.A.
+\$97	+\$107	+\$376	N.A.
+\$97	+\$107	+\$376	N.A.
+\$97	+\$107	+\$376	N.A.
+\$21	+\$ 23	+\$ 62	N.A.
+\$21	+\$ 23	+\$ 62	N.A.
+\$21	+\$ 23	+\$ 62	N.A.
+\$21	+\$ 23	+\$ 62	N.A.

**For Canadian Pricing**Multiply U.S. Price by the
Canadian price factor.

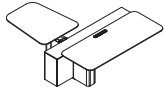
▶ See page 1 for details.

Mackinac Settings, Foundation with One Parallel Worksurface and One Collaborative Worksurface, continued

► Specification Information, continued from previous page

Specification Information

Style Number	Dimensions D W	U.S. Base Prices							
		Laminate Price Group 1	Composite Veneer Group 1	Wood Group 1	Back Painted Glass	Solid Surface			
						Group A	Group B	Group C	Group D



MCKF1WSPL1WSC

Parallel Worksurface	30"	54"	+\$6705	+\$7336	+\$7399	+\$8137	+\$ 9648	+\$ 9796	+\$ 9952	+\$10,114
	30"	60"	+\$7124	+\$7836	+\$7907	+\$8828	+\$10,390	+\$10,719	+\$11,076	+\$11,472
	30"	66"	+\$7569	+\$8281	+\$8352	+\$9273	+\$10,835	+\$11,164	+\$11,521	+\$11,917
	30"	72"	+\$8044	+\$8756	+\$8827	+\$9748	+\$11,310	+\$11,639	+\$11,996	+\$12,392
	36"	54"	+\$6841	+\$7472	+\$7535	+\$8273	+\$ 9784	+\$ 9932	+\$10,088	+\$10,250
	36"	60"	+\$7270	+\$7982	+\$8053	+\$8974	+\$10,536	+\$10,865	+\$11,222	+\$11,618
	36"	66"	+\$7723	+\$8435	+\$8506	+\$9427	+\$10,989	+\$11,318	+\$11,675	+\$12,071
	36"	72"	+\$8208	+\$8920	+\$8991	+\$9912	+\$11,474	+\$11,803	+\$12,160	+\$12,556
Collaborative Worksurface	42"	36"	+\$5942	+\$6502	+\$6558	+\$7212	+\$ 8153	+\$ 8263	+\$ 8378	+\$ 8502
	42"	42"	+\$6062	+\$6622	+\$6678	+\$7332	+\$ 8273	+\$ 8383	+\$ 8498	+\$ 8622
	48"	42"	+\$6186	+\$6746	+\$6802	+\$7456	+\$ 8397	+\$ 8507	+\$ 8622	+\$ 8746
	54"	42"	+\$6307	+\$6867	+\$6923	+\$7577	+\$ 8518	+\$ 8628	+\$ 8743	+\$ 8867



For Canadian Pricing

Multiply U.S. Price by the Canadian price factor.

► See page 1 for details.

Options (Add \$ to Base Price)			
Composite Veneer Composite Veneer Group 2	Wood Wood Group 2	Wood Wood Group 3	Full-Fill Finish on Wood Group 1
+\$ 63	+\$ 69	+\$248	+\$ 69
+\$ 63	+\$106	+\$365	+\$106
+\$ 96	+\$106	+\$365	+\$106
+\$ 96	+\$106	+\$365	+\$106
+\$ 96	+\$102	+\$322	+\$102
+\$132	+\$145	+\$505	+\$145
+\$132	+\$145	+\$505	+\$145
+\$132	+\$145	+\$505	+\$145
+\$ 63	+\$ 69	+\$248	+\$ 69
+\$ 93	+\$102	+\$322	+\$102
+\$ 93	+\$102	+\$322	+\$102
+\$ 93	+\$102	+\$322	+\$102



For Canadian Pricing
Multiply U.S. Price by the Canadian price factor.
▶ See page 1 for details.

Mackinac Settings

Foundation



	Standard Includes	Required to Specify
► Need help? Product details, page 14	<ul style="list-style-type: none"> 12"D foundation (back/front/sides): laminate price group 1 Foundation edges: plastic Foundation top skin: laminate price group 1 Foundation top skin edges: plastic 	<ol style="list-style-type: none"> Style number Foundation width (see below under Required Selections) Foundation sides/sections (see below under Required Selections) Counterweight (see below under Required Selections) Laminate color number for foundation skins Laminate color number for foundation top skin Plastic color number for foundation skin edges Plastic color number for foundation top skin edges Options, if selected (see below) <p>► See <i>Surface Materials</i>, page 142.</p>

Tip: Only one drawer per foundation section is allowed.

	Required Selections	U.S. Price	Required to Specify
Foundation Width	<ul style="list-style-type: none"> 54"W 60"W 66"W 72"W 	Prices at right Prices at right Prices at right Prices at right	Specify <i>with 54"W.</i> Specify <i>with 60"W.</i> Specify <i>with 66"W.</i> Specify <i>with 72"W.</i>
Foundation Sides/Sections	Side A, Section 1		
	<ul style="list-style-type: none"> Skin only Drawer (if drawer not selected on side B, section 1) 	No cost +\$216	Specify <i>with skin only.</i> Specify <i>with drawer.</i>
	Side A, Section 2		
	<ul style="list-style-type: none"> Skin only Drawer (if drawer not selected on side B, section 2) 	No cost +\$216	Specify <i>with skin only.</i> Specify <i>with drawer.</i>
	Side A, Section 3		
	<ul style="list-style-type: none"> Skin only Drawer (if drawer not selected on side B, section 3) 	No cost +\$216	Specify <i>with skin only.</i> Specify <i>with drawer.</i>
	Side B, Section 1		
	<ul style="list-style-type: none"> Skin only Drawer (if drawer not selected on side A, section 1) 	No cost +\$216	Specify <i>with skin only.</i> Specify <i>with drawer.</i>
	Side B, Section 2		
	<ul style="list-style-type: none"> Skin only Drawer (if drawer not selected on side A, section 2) 	No cost +\$216	Specify <i>with skin only.</i> Specify <i>with drawer.</i>
	Side B, Section 3		
	<ul style="list-style-type: none"> Skin only Drawer (if drawer not selected on side A, section 3) 	No cost +\$216	Specify <i>with skin only.</i> Specify <i>with drawer.</i>
Counterweights	<ul style="list-style-type: none"> Floor mounted 	+\$144	Specify <i>with floor mounted.</i>

► Options, on next page



For Canadian Pricing

Multiply U.S. Price by the Canadian price factor.

► See page 1 for details.

► Required Selections, continued from previous page

	Options	U.S. Price	Required to Specify
Surface Materials	Laminate on foundation and/or top skin		
	• Laminate price group 2	See information at left	Specify laminate color number.
	• Laminate price group 3	See information at left	Specify laminate color number.
	• Open Line laminate	+\$105 plus cost of laminate	► See <i>Surface Materials Reference Manual</i> .
	Composite veneer on foundation and/or top skin		
	• Composite veneer group 1 • Composite veneer group 2	Prices at right Prices at right	Specify composite veneer color number. Specify composite veneer color number.
	Wood veneer on foundation and/or top skin		
	• Wood group 1	Prices at right	Specify wood color number.
	• Wood group 2	Prices at right	Specify wood color number.
	• Wood group 3	Prices at right	Specify wood color number.
	• Customiz stain	No cost	Specify with <i>Customiz stain</i> .
			► See <i>Surface Materials Reference Manual</i> .
	Glass on foundation and/or top skin		
	• Back painted glass	Prices at right	Specify back painted glass color number.
	Solid surface on foundation and/or top skin		
	• Solid surface group A	Prices at right	Specify solid surface finish number.
	• Solid surface group B	Prices at right	Specify solid surface finish number.
	• Solid surface group C	Prices at right	Specify solid surface finish number.
	Powerway on Foundation Top Skin		
	• No powerway	No cost	Specify with <i>no powerway</i> .
	• With powerway	+\$109	Specify with <i>powerway</i> .
	Grain Directions		
	Foundation		
	• Laminate		
	– No grain direction	No cost	Specify with <i>no grain direction</i> .
	– Horizontal grain	No cost	Specify with <i>horizontal grain</i> .
	– Vertical grain	No cost	Specify with <i>vertical grain</i> .
	Foundation top skin		
	• Laminate		
	– No grain direction	No cost	Specify with <i>no grain direction</i> .
	– Short grain	No cost	Specify with <i>short grain</i> .
	– Long grain	No cost	Specify with <i>long grain</i> .
	• Wood veneer		
	Drawer Locks		
	• No locks	No cost	Specify with <i>no locks</i> .
	• With locks	+\$ 13 per drawer	Specify with <i>locks</i> and select 9250 Ember Chrome or 9201 Polished Chrome.
	Keying		
	• Factory- and field-installed keying		► Page 150

► Options, continued on next page

Tip: The finish picked for foundation will be applied to the back, front, and sides.

For laminate group 2 and 3 pricing, please refer to the electronic catalog or SmartTools.

Tip: Powerway is required when a monitor mounting kit is selected.

Tip: Any woodgrain laminate foundation 60" or wider will be horizontal grain direction only.

Tip: Foundation top skin with woodgrain laminate can have short grain direction on 54"W and 60"W only.

Tip: All drawers lock if locks are selected.

**For Canadian Pricing**

Multiply U.S. Price by the Canadian price factor.

► See page 1 for details.

Tip: Tower and top skin must be the same size as the foundation.

► Options, continued from previous page

	Options	U.S. Price	Required to Specify
Tower	<ul style="list-style-type: none"> No tower 54"W tower 60"W tower 66"W tower 72"W tower 	<ul style="list-style-type: none"> No cost +\$3589 +\$3988 +\$4430 +\$4922 	<ul style="list-style-type: none"> Specify <i>with no tower</i>. Specify <i>with 54"W tower</i>. Specify <i>with 60"W tower</i>. Specify <i>with 66"W tower</i>. Specify <i>with 72"W tower</i>.
	Shelves		
	<ul style="list-style-type: none"> One shelf Two shelves 	<ul style="list-style-type: none"> +\$ 371 +\$ 742 	<ul style="list-style-type: none"> Specify <i>with one shelf</i>. Specify <i>with two shelves</i>.
	Frame finish		
	<ul style="list-style-type: none"> Paint price group 1 Paint price group 2 Paint price group 3 	<ul style="list-style-type: none"> No cost +\$ 90 +\$ 186 	<ul style="list-style-type: none"> Specify paint color number. Specify paint color number. Specify paint color number.
	<ul style="list-style-type: none"> Tower shelf finish (per shelf) 	<ul style="list-style-type: none"> Prices at right 	<ul style="list-style-type: none"> Specify tower shelf finish.
	Edge finish (laminate only)		
	<ul style="list-style-type: none"> Plastic 	<ul style="list-style-type: none"> No cost 	<ul style="list-style-type: none"> Specify plastic color number.
	Lighting lower shelf on 54"W or 60"W		
	<ul style="list-style-type: none"> No lighting With lighting 	<ul style="list-style-type: none"> No cost +\$ 109 	<ul style="list-style-type: none"> Specify <i>with no lighting</i>. Specify <i>with lighting</i>.
	Lighting upper shelf on 54"W or 60"W		
	<ul style="list-style-type: none"> No lighting With lighting 	<ul style="list-style-type: none"> No cost +\$ 109 	<ul style="list-style-type: none"> Specify <i>with no lighting</i>. Specify <i>with lighting</i>.
	Lighting lower shelf on 66"W or 72"W		
	<ul style="list-style-type: none"> No lighting With lighting 	<ul style="list-style-type: none"> No cost +\$ 216 	<ul style="list-style-type: none"> Specify <i>with no lighting</i>. Specify <i>with lighting</i>.
	Lighting upper shelf on 66"W or 72"W		
	<ul style="list-style-type: none"> No lighting With lighting 	<ul style="list-style-type: none"> No cost +\$ 216 	<ul style="list-style-type: none"> Specify <i>with no lighting</i>. Specify <i>with lighting</i>.
Related Products	<ul style="list-style-type: none"> Tower shrouds 		► Page 128
	<ul style="list-style-type: none"> Mackinac electrical components for foundation 		► Page 131

► Options, continued on next page



For Canadian Pricing

Multiply U.S. Price by the Canadian price factor.

► See page 1 for details.



Tower Shelf Finish Upcharges

Tip: Composite veneer group 2 upcharge is in addition to composite veneer group 1 upcharge. Wood group 2 and wood group 3 upcharges are in addition to wood group 1 upcharge.

	Width	Options (Add \$ to Base Price)							
		Laminate Price Group 1	Open Line laminate (plus cost of laminate)	Composite Veneer		Wood			Back Painted Glass
				Composite Veneer Group 1	Composite Veneer Group 2	Wood Group 1	Wood Group 2	Wood Group 3	
Tower Shelf (per shelf)	54"W	No cost	+\$105	+\$ 69	+\$22	+\$ 76	+\$24	+\$69	+\$284
	60"W	No cost	+\$105	+\$137	+\$22	+\$151	+\$24	+\$69	+\$426
	66"W	No cost	+\$105	+\$206	+\$22	+\$227	+\$24	+\$69	+\$570
	72"W	No cost	+\$105	+\$275	+\$22	+\$303	+\$24	+\$69	+\$710

Specification Information

Style Number	Dimensions D W	U.S. Base Prices							
		Laminate Price Group 1	Composite Veneer Group 1	Wood Group 1	Back Painted Glass	Solid Surface			
						Group A	Group B	Group C	Group D



MCKFNWS	Foundation	12" 54"	\$6154	\$6777	\$6839	\$ 7858	\$12,477	\$13,108	\$13,804	\$14,569
		12" 60"	\$6231	\$6874	\$6938	\$ 8147	\$12,834	\$13,494	\$14,221	\$15,019
		12" 66"	\$6312	\$7021	\$7092	\$ 8510	\$13,197	\$13,885	\$14,642	\$15,474
		12" 72"	\$6584	\$7384	\$7464	\$ 8995	\$13,750	\$14,465	\$15,251	\$16,122
	Top Skin	12" 54"	+\$423	+\$781	+\$817	+\$ 993	+\$ 365	+\$ 1504	+\$ 1613	+\$ 1732
		12" 60"	+\$476	+\$834	+\$870	+\$1046	+\$ 1460	+\$ 1557	+\$ 1666	+\$ 1785
		12" 66"	+\$525	+\$883	+\$919	+\$1095	+\$ 1509	+\$ 1606	+\$ 1715	+\$ 1834
		12" 72"	+\$574	+\$932	+\$968	+\$1144	+\$ 1558	+\$ 1655	+\$ 1764	+\$ 1883

Tip: The final price will include the price of both the foundation and top skin.



For Canadian Pricing

Multiply U.S. Price by the Canadian price factor.

► See page 1 for details.



Solid Surface

Group A	Group B	Group C	Group D
+\$351	+\$386	+\$ 426	+\$ 468
+\$493	+\$542	+\$ 598	+\$ 656
+\$632	+\$695	+\$ 766	+\$ 842
+\$914	+\$978	+\$1047	+\$1116

Options

(Add \$ to
Base Price)

Composite
Veneer

Composite
Veneer
Group 2

Wood

Wood
Group 2 Wood
Group 3

+\$69	+\$ 76	+\$249
+\$97	+\$107	+\$376
+\$97	+\$107	+\$376
+\$97	+\$107	+\$376
+\$21	+\$ 23	+\$ 62
+\$21	+\$ 23	+\$ 62
+\$21	+\$ 23	+\$ 62
+\$21	+\$ 23	+\$ 62



For Canadian Pricing

Multiply U.S. Price by the
Canadian price factor.

▶ See page 1 for details.

Wall-Mounted Personal Worksurfaces



Personal perpendicular worksurface



Personal parallel worksurface

Tip: Wall-mounted worksurfaces require wall blocking. See the installation instructions for detailed information.

Tip: Parametric pricing can be found in SmartTools.

Tip: Parametric sizing is not available for solid surface worksurfaces.

Standard Includes		Required to Specify
► Need help? Product details, page 14	• Worksurface: laminate price group 1	1 Style number
	• Worksurface edge: plastic	2 Size option (see below under Required Selections)
	• Column: paint price group 1	3 Depth (see below under Required Selections)
	• Column cap: plastic	4 Width (see below under Required Selections)
	• Power grommet: paint price group 1	5 Column height (see below under Required Selections)
	• Understructure: P631 Dark Heather Grey PET	6 Handedness (see below under Required Selections)
	• Attachment hardware	7 Power type (see below under Required Selections)
		8 Permanent power (see below under Required Selections)
		9 Permanent power cord length (see below under Required Selections)
		10 Surface power (see below under Required Selections)
		11 Laminate color number for worksurface
		12 Plastic color number for worksurface edge
		13 Paint color number for column
		14 Plastic color number for column cap
		15 Paint color number for power grommet
		16 Options, if selected (see below)
		► See <i>Surface Materials</i> , page 142.

	Required Selections	U.S. Price	Required to Specify
Size Option	• Modular • Parametric	No cost No cost	Specify <i>with modular</i> . Specify <i>with parametric</i> .
Depth	• 30"D • 36"D	Prices at right Prices at right	Specify <i>with 30"D</i> . Specify <i>with 36"D</i> .
Width	• 48"W • 54"W • 60"W • 66"W • 72"W	Prices at right Prices at right Prices at right Prices at right Prices at right	Specify <i>with 48"W</i> . Specify <i>with 54"W</i> . Specify <i>with 60"W</i> . Specify <i>with 66"W</i> . Specify <i>with 72"W</i> .
Column Height	• Seated height, fixed • Standing height, fixed • Height adjustable	No cost +\$ 72 +\$333	Specify <i>with seated height, fixed</i> . Specify <i>with standing height, fixed</i> . Specify <i>with height adjustable</i> .
Handedness	• Left hand • Right hand	No cost No cost	Specify <i>with left hand</i> . Specify <i>with right hand</i> .
Power Type	• No power • Plug • Hardwire	No cost No cost +\$ 43	Specify <i>with no power</i> . Specify <i>with plug</i> . Specify <i>with hardwire</i> .
Permanent Power	• No power • Three power, two USB • Three power, one data • Two power, two data • Two power, two USB, one data • One power, two USB, two data	No cost +\$207 +\$207 +\$357 +\$357 +\$357 +\$357	Specify <i>with no permanent power</i> . Specify <i>with three power, two USB</i> . Specify <i>with three power, one data</i> . Specify <i>with two power, two data</i> . Specify <i>with two power, two USB, one data</i> . Specify <i>with one power, two USB, two data</i> .

► Required Selections, continued on next page



For Canadian Pricing
Multiply U.S. Price by the
Canadian price factor.
► See page 1 for details.

► Required Selections, continued from previous page

	Required Selections	U.S. Price	Required to Specify
Permanent Power Cord Length	• 108"L	No cost	Specify <i>with 108"L</i> .
	• 144"L	+\$109	Specify <i>with 144"L</i> .
Surface Power	• No worksurface power	No cost	Specify <i>with no worksurface power</i> .
	• Three power	+\$192	Specify <i>with three power</i> .
	• Two power, two USB-A	+\$357	Specify <i>with two power, two USB-A</i> .
	• One power, one USB-C, two USB-A	+\$498	Specify <i>with one power, one USB-C, two USB-A</i> .
	• Two power, one USB-C	+\$498	Specify <i>with two power, one USB-C</i> .

For laminate group 2 and 3 pricing, please refer to the electronic catalog or SmartTools.

	Options	U.S. Price	Required to Specify
Surface Materials	Worksurface		
	• Laminate		
	– Laminate price group 2	See information at left	Specify laminate color number.
	– Laminate price group 3	See information at left	Specify laminate color number.
	– Open Line laminate	+\$105 plus cost of laminate	► See <i>Surface Materials Reference Manual</i> .
	• Composite veneer		
	– Composite veneer group 1	Prices at right	Specify composite veneer color number.
	– Composite veneer group 2	Prices at right	Specify composite veneer color number.
	• Wood veneer		
	– Wood group 1	Prices at right	Specify wood color number.
	– Wood group 2	Prices at right	Specify wood color number.
	– Wood group 3	Prices at right	Specify wood color number.
	– Customiz stain	No cost	Specify <i>with Customiz stain</i> .
	– Full-fill finish on wood group 1	Prices at right	► See <i>Surface Materials Reference Manual</i> . Specify full-fill finish number.
	• Glass		
	– Back painted glass	Prices at right	Specify back painted glass color number.
	• Solid surface		
	– Solid surface group A	Prices at right	Specify solid surface finish number.
	– Solid surface group B	Prices at right	Specify solid surface finish number.
	– Solid surface group C	Prices at right	Specify solid surface finish number.
	– Solid surface group D	Prices at right	Specify solid surface finish number.
Grain Direction	Column		
	• Paint price group 1	No cost	Specify paint color number.
	• Paint price group 2	+\$212	Specify paint color number.
	• Paint price group 3	+\$284	Specify paint color number.
	Power grommet		
	• Paint price group 1	No cost	Specify paint color number.
	• Paint price group 2	+\$ 17	Specify paint color number.
	• Paint price group 3	+\$ 28	Specify paint color number.
	Laminate		
	• No grain direction	No cost	Specify <i>with no grain direction</i> .
	• Short grain (on 54"W and 60"W)	No cost	Specify <i>with short grain</i> .
	• Long grain	No cost	Specify <i>with long grain</i> .
	Wood veneer		
	• Short grain	No cost	Specify <i>with short grain</i> .
	• Long grain	No cost	Specify <i>with long grain</i> .

► Specification Information, on next page



For Canadian Pricing
Multiply U.S. Price by the
Canadian price factor.
► See page 1 for details.

Wall-Mounted Personal Worksurfaces, continued

► Options, on previous page

Specification Information

Style Number	Dimensions D W	U.S. Base Prices							
		Laminate Price Group 1	Composite Veneer Group 1	Wood Group 1	Back Painted Glass	Solid Surface			
						Group A	Group B	Group C	Group D

Personal Perpendicular Worksurfaces



MCKALT1WSPP	30"	48"	\$6314	\$6955	\$7008	\$7746	\$ 9257	\$ 9405	\$ 9561	\$ 9723
	30"	54"	\$6705	\$7336	\$7399	\$8137	\$ 9648	\$ 9796	\$ 9952	\$10,114
	30"	60"	\$7124	\$7836	\$7907	\$8828	\$10,390	\$10,719	\$11,076	\$11,472
	30"	66"	\$7569	\$8281	\$8352	\$9273	\$10,835	\$11,164	\$11,521	\$11,917
	30"	72"	\$8044	\$8756	\$8827	\$9748	\$11,310	\$11,639	\$11,996	\$12,392
	36"	48"	\$6441	\$7072	\$7135	\$7873	\$ 9384	\$ 9532	\$ 9688	\$ 9850
	36"	54"	\$6841	\$7472	\$7535	\$8273	\$ 9784	\$ 9932	\$10,088	\$10,250
	36"	60"	\$7270	\$7982	\$8053	\$8974	\$10,536	\$10,865	\$11,222	\$11,618
	36"	66"	\$7723	\$8435	\$8506	\$9427	\$10,989	\$11,318	\$11,675	\$12,071
	36"	72"	\$8208	\$8920	\$8991	\$9912	\$11,474	\$11,803	\$12,160	\$12,556

Tip: Composite veneer group 2 upcharge is in addition to composite veneer group 1 upcharge. Wood group 2 and wood group 3 upcharges are in addition to wood group 1.

Personal Parallel Worksurfaces



MCKALT1WSPL	30"	54"	\$6705	\$7336	\$7399	\$8137	\$ 9648	\$ 9796	\$ 9952	\$10,114
	30"	60"	\$7124	\$7836	\$7907	\$8828	\$10,390	\$10,719	\$11,076	\$11,472
	30"	66"	\$7569	\$8281	\$8352	\$9273	\$10,835	\$11,164	\$11,521	\$11,917
	30"	72"	\$8044	\$8756	\$8827	\$9748	\$11,310	\$11,639	\$11,996	\$12,392
	36"	54"	\$6841	\$7472	\$7535	\$8273	\$ 9784	\$ 9932	\$10,088	\$10,250
	36"	60"	\$7270	\$7982	\$8053	\$8974	\$10,536	\$10,865	\$11,222	\$11,618
	36"	66"	\$7723	\$8435	\$8506	\$9427	\$10,989	\$11,318	\$11,675	\$12,071
	36"	72"	\$8208	\$8920	\$8991	\$9912	\$11,474	\$11,803	\$12,160	\$12,556



For Canadian Pricing

Multiply U.S. Price by the Canadian price factor.

► See page 1 for details.

Tip: Composite veneer group 2 upcharge is in addition to composite veneer group 1 upcharge. Wood group 2 and wood group 3 upcharges are in addition to wood group 1.

• **Options**
(Add \$ to
Base Price)

**Composite
Veneer**

Composite
Veneer
Group 2

Wood

Wood
Group 2

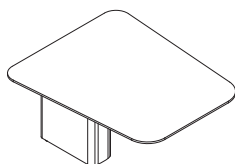
Wood
Group 3

Full-Fill
Finish on
Wood
Group 1

+\$ 63	+\$ 69	+\$248	+\$ 69
+\$ 63	+\$ 69	+\$248	+\$ 69
+\$ 96	+\$106	+\$365	+\$106
+\$ 96	+\$106	+\$365	+\$106
+\$ 96	+\$106	+\$365	+\$106
+\$ 93	+\$102	+\$322	+\$102
+\$ 93	+\$102	+\$322	+\$102
+\$132	+\$145	+\$505	+\$145
+\$132	+\$145	+\$505	+\$145
+\$132	+\$145	+\$505	+\$145
:	:	:	:

+\$ 63	+\$ 69	+\$248	+\$ 69
+\$ 96	+\$106	+\$365	+\$106
+\$ 96	+\$106	+\$365	+\$106
+\$ 96	+\$106	+\$365	+\$106
+\$ 93	+\$102	+\$322	+\$102
+\$132	+\$145	+\$505	+\$145
+\$132	+\$145	+\$505	+\$145
+\$132	+\$145	+\$505	+\$145
:	:	:	:

Wall-Mounted Collaborative Worksurfaces



Collaborative workspace

Tip: Wall-mounted workspaces require wall blocking. See the installation instructions for detailed information.

Standard Includes		Required to Specify
► Need help? Product details, page 14	<ul style="list-style-type: none"> • Worksurface: laminate price group 1 • Worksurface edge: plastic • Column: paint price group 1 • Column cap: plastic • Understructure: P631 Dark Heather Grey PET • Attachment hardware 	<ol style="list-style-type: none"> 1 Style number 2 Depth (see below under Required Selections) 3 Width (see below under Required Selections) 4 Column height (see below under Required Selections) 5 Power type (see below under Required Selections) 6 Permanent power (see below under Required Selections) 7 Permanent power cord length (see below under Required Selections) 8 Surface power (see below under Required Selections) 9 Laminate color number for worksurface 10 Plastic color number for worksurface edge 11 Paint color number for column 12 Plastic color number for column cap 13 Paint color number for power grommet 14 Options, if selected (see below)
		► See <i>Surface Materials</i> , page 142.

Tip: Collaborative workspaces are not available as parametric.

	Required Selections	U.S. Price	Required to Specify
Depth	<ul style="list-style-type: none"> • 42"D • 48"D • 54"D 	Prices at right Prices at right Prices at right	Specify with 42"D. Specify with 48"D. Specify with 54"D.
Width	<ul style="list-style-type: none"> • 36"W • 42"W 	Prices at right Prices at right	Specify with 36"W. Specify with 42"W.
Column Height	<ul style="list-style-type: none"> • Seated height, fixed • Standing height, fixed • Height adjustable 	No cost +\$ 72 +\$333	Specify with seated height, fixed. Specify with standing height, fixed. Specify with height adjustable.
Power Type	<ul style="list-style-type: none"> • No power • Plug • Hardwire 	No cost No cost +\$ 43	Specify with no power. Specify with plug. Specify with hardwire.
Permanent Power	<ul style="list-style-type: none"> • No power • Three power, two USB • Three power, one data • Two power, two data • Two power, two USB, one data • One power, two USB, two data 	No cost +\$207 +\$207 +\$357 +\$357 +\$357	Specify with no permanent power. Specify with three power, two USB. Specify with three power, one data. Specify with two power, two data. Specify with two power, two USB, one data. Specify with one power, two USB, two data.
Permanent Power Cord Length	<ul style="list-style-type: none"> • 108"L • 144"L 	No cost +\$109	Specify with 108"L. Specify with 144"L.
Surface Power	<ul style="list-style-type: none"> • No worksurface power • Three power • Two power, two USB-A • One power, one USB-C, two USB-A • Two power, one USB-C 	No cost +\$192 +\$357 +\$498 +\$498	Specify with no worksurface power. Specify with three power. Specify with two power, two USB-A. Specify with one power, one USB-C, two USB-A. Specify with two power, one USB-C.



For Canadian Pricing
 Multiply U.S. Price by the
 Canadian price factor.
 ► See page 1 for details.

For laminate group 2 and 3 pricing, please refer to the electronic catalog or SmartTools.

	Options	U.S. Price	Required to Specify
Surface Materials	Worksurface		
	<ul style="list-style-type: none"> Laminate <ul style="list-style-type: none"> – Laminate price group 2 – Laminate price group 3 – Open Line laminate Composite veneer <ul style="list-style-type: none"> – Composite veneer group 1 – Composite veneer group 2 Wood veneer <ul style="list-style-type: none"> – Wood group 1 – Wood group 2 – Wood group 3 – Customiz stain – Full-fill finish on wood group 1 Glass <ul style="list-style-type: none"> – Back painted glass Solid surface <ul style="list-style-type: none"> – Solid surface group A – Solid surface group B – Solid surface group C – Solid surface group D 	<p>See information at left</p> <p>See information at left</p> <p>+\$105 plus cost of laminate</p> <p>Prices at right</p> <p>Prices at right</p> <p>Prices at right</p> <p>Prices at right</p> <p>Prices at right</p> <p>Prices at right</p> <p>Prices at right</p> <p>Prices at right</p> <p>Prices at right</p> <p>Prices at right</p> <p>Prices at right</p> <p>Prices at right</p> <p>Prices at right</p>	<p>Specify laminate color number.</p> <p>Specify laminate color number.</p> <p>► See <i>Surface Materials Reference Manual</i>.</p> <p>Specify composite veneer color number.</p> <p>Specify composite veneer color number.</p> <p>Specify wood color number.</p> <p>Specify wood color number.</p> <p>Specify wood color number.</p> <p>Specify with <i>Customiz stain</i>.</p> <p>► See <i>Surface Materials Reference Manual</i>.</p> <p>Specify full-fill finish number.</p> <p>Specify back painted glass color number.</p> <p>Specify solid surface finish number.</p> <p>Specify solid surface finish number.</p> <p>Specify solid surface finish number.</p> <p>Specify solid surface finish number.</p>
	Column		
	<ul style="list-style-type: none"> Paint price group 1 Paint price group 2 Paint price group 3 	<p>No cost</p> <p>+\$212</p> <p>+\$284</p>	<p>Specify paint color number.</p> <p>Specify paint color number.</p> <p>Specify paint color number.</p>
	Power grommet		
	<ul style="list-style-type: none"> Paint price group 1 Paint price group 2 Paint price group 3 	<p>No cost</p> <p>+\$ 17</p> <p>+\$ 28</p>	<p>Specify paint color number.</p> <p>Specify paint color number.</p> <p>Specify paint color number.</p>
	Power grommet lid on collaborative worksurface		
	<ul style="list-style-type: none"> Paint price group 1 Paint price group 2 Paint price group 3 	<p>No cost</p> <p>+\$ 9</p> <p>+\$ 23</p>	<p>Specify paint color number.</p> <p>Specify paint color number.</p> <p>Specify paint color number.</p>
Grain Direction	Laminate		
	<ul style="list-style-type: none"> No grain direction Short grain (on 54"W and 60"W) Long grain 	<p>No cost</p> <p>No cost</p> <p>No cost</p>	<p>Specify with <i>no grain direction</i>.</p> <p>Specify with <i>short grain</i>.</p> <p>Specify with <i>long grain</i>.</p>
	Wood veneer		
	<ul style="list-style-type: none"> Short grain Long grain 	<p>No cost</p> <p>No cost</p>	<p>Specify with <i>short grain</i>.</p> <p>Specify with <i>long grain</i>.</p>

► **Specification Information, on next page**



For Canadian Pricing
Multiply U.S. Price by the
Canadian price factor.
► See page 1 for details.

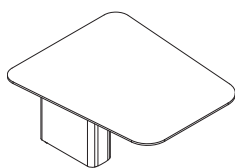
Wall-Mounted Collaborative Worksurfaces, continued

► Options, on previous page

Specification Information

Style Number	Dimensions D W	U.S. Base Prices							
		Laminate Price Group 1	Composite Veneer Group 1	Wood Group 1	Back Painted Glass	Solid Surface			
						Group A	Group B	Group C	Group D

Collaborative Worksurfaces



MCKALT1WSC	42"	36"	\$5942	\$6502	\$6558	\$7212	\$8153	\$8263	\$8378	\$8502
	42"	42"	\$6062	\$6622	\$6678	\$7332	\$8273	\$8383	\$8498	\$8622
	48"	42"	\$6186	\$6746	\$6802	\$7456	\$8397	\$8507	\$8622	\$8746
	54"	42"	\$6307	\$6867	\$6923	\$7577	\$8518	\$8628	\$8743	\$8867



For Canadian Pricing

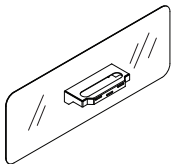
Multiply U.S. Price by the Canadian price factor.

► See page 1 for details.

+\$63	+\$ 69	+\$248	+\$ 69
+\$93	+\$102	+\$322	+\$102
+\$93	+\$102	+\$322	+\$102
+\$93	+\$102	+\$322	+\$102
.	.	.	.

Privacy/Modesty Screens

Glass Privacy/Modesty Screens



Tip: Privacy/modesty screens are only available on personal perpendicular worksurfaces.

Standard Includes	Required to Specify
<ul style="list-style-type: none"> ▶ Need help? Product details, page 14 • 18"H privacy/modesty screen: glass • Frame: painted price group 1 • Attachment hardware: paint price group 1 	<ol style="list-style-type: none"> 1 Style number 2 Width (see below under Required Selections) 3 Glass color number for screen 4 Paint color number for metal frame 5 Paint color number for attachment hardware 6 Options, if selected (see below) <p>▶ See <i>Surface Materials</i>, page 142.</p>

	Required Selections	U.S. Price	Required to Specify
Width	<ul style="list-style-type: none"> • 36"W • 48"W 	Price below Price below	Specify <i>with 36"W</i> . Specify <i>with 48"W</i> .

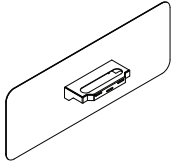
	Options	U.S. Price	Required to Specify
Surface Materials	Frame <ul style="list-style-type: none"> • Paint price group 1 • Paint price group 2 • Paint price group 3 	No cost +\$ 74 +\$141	Specify paint color number. Specify paint color number. Specify paint color number.
	Attachment hardware <ul style="list-style-type: none"> • Paint price group 1 • Paint price group 2 • Paint price group 3 	No cost +\$ 12 +\$ 28	Specify paint color number. Specify paint color number. Specify paint color number.
Related Products	<ul style="list-style-type: none"> • Mackinac settings • Wall-mounted worksurfaces 		▶ Page 112 ▶ Page 122

Specification Information			
Style Number	U.S. Base Prices		
	36"W	48"W	
MCKPMGLASS	\$2735	\$3024	



For Canadian Pricing
 Multiply U.S. Price by the Canadian price factor.
 ▶ See page 1 for details.

Fabric Privacy/Modesty Screens



Tip: Privacy/modesty screens are only available on personal perpendicular workspaces.

Standard Includes		Required to Specify	
► Need help? Product details, page 14	<ul style="list-style-type: none"> Privacy/modesty screen: fabric price group 1 Attachment hardware: paint price group 1 	1 Style number 2 Width (see below under Required Selections) 3 Height (see below under Required Selections) 4 Fabric color number for screen 5 Paint color number for attachment hardware 6 Options, if selected (see below) ► See <i>Surface Materials</i> , page 142.	

Required Selections	U.S. Price	Required to Specify	
Width	<ul style="list-style-type: none"> 36"W 48"W 	Prices below	Specify with 36"W.
		Prices below	Specify with 48"W.
Height	<ul style="list-style-type: none"> 18"H 24"H 	Prices below	Specify with 18"H.
		Prices below	Specify with 24"H.

Options	U.S. Price	Required to Specify	
Surface Materials			
Screen			
• Fabric price group 1	Prices below	Specify fabric color number.	
• Fabric price group 2	Prices below	Specify fabric color number.	
• Fabric price group 3	Prices below	Specify fabric color number.	
• Fabric price group 4	Prices below	Specify fabric color number.	
• Fabric price group 5	Prices below	Specify fabric color number.	
• Fabric price group 6	Prices below	Specify fabric color number.	
• Fabric price group 7	Prices below	Specify fabric color number.	
• Fabric price group 8	Prices below	Specify fabric color number.	
• Fabric price group 9	Prices below	Specify fabric color number.	
• Fabric price group 10	Prices below	Specify fabric color number.	
Attachment hardware			
• Paint price group 1	No cost	Specify paint color number.	
• Paint price group 2	+\$12	Specify paint color number.	
• Paint price group 3	+\$28	Specify paint color number.	
Related Products	<ul style="list-style-type: none"> Mackinac settings Wall-mounted workspaces 	► Page 112	► Page 122

Specification Information

Style Number	Dimension W H	U.S. Base Prices									
		Fabric Price Group 1	Fabric Price Group 2	Fabric Price Group 3	Fabric Price Group 4	Fabric Price Group 5	Fabric Price Group 6	Fabric Price Group 7	Fabric Price Group 8	Fabric Price Group 9	Fabric Price Group 10
MCKPMFABRIC	36" 18"	\$1008	\$1043	\$1082	\$1116	\$1149	\$1185	\$1221	\$1257	\$1293	\$1365
	48" 18"	\$1114	\$1149	\$1188	\$1222	\$1255	\$1291	\$1327	\$1363	\$1399	\$1471
	36" 24"	\$1259	\$1294	\$1333	\$1367	\$1400	\$1436	\$1472	\$1508	\$1544	\$1616
	48" 24"	\$1402	\$1437	\$1476	\$1510	\$1543	\$1579	\$1615	\$1651	\$1687	\$1759



For Canadian Pricing

Multiply U.S. Price by the Canadian price factor.

► See page 1 for details.

Tower Shrouds

	Standard Includes	Required to Specify
► Need help? Product details, page 14	<ul style="list-style-type: none"> Tower shroud: fabric price group 1 Shroud attachment hardware Monitor mounting hardware for monitor mount kit Cable routing cover for monitor mount kit: fabric defaulted to match tower shroud; if three full shrouds with monitor mount hardware kit is selected 	<ol style="list-style-type: none"> Style number Width (see below under Required Selections) Fabric color number for tower shroud Options, if selected (see below) ► See <i>Surface Materials</i> , page 142.

	Required Selections	U.S. Price	Required to Specify
Width	<ul style="list-style-type: none"> 54"W 60"W 66"W 72"W 	Prices below and at right Prices below and at right Prices below and at right Prices below and at right	Specify with 54"W. Specify with 60"W. Specify with 66"W. Specify with 72"W.

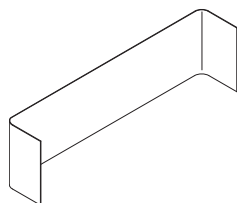
	Options	U.S. Price	Required to Specify
Surface Materials	<ul style="list-style-type: none"> Fabric price group 1 Fabric price group 2 Fabric price group 3 Fabric price group 4 Fabric price group 5 Fabric price group 6 Fabric price group 7 Fabric price group 8 Fabric price group 9 Fabric price group 10 	Prices below and at right Prices below and at right Prices below and at right Prices below and at right Prices below and at right Prices below and at right Prices below and at right Prices below and at right Prices below and at right Prices below and at right	Specify fabric color number. Specify fabric color number. Specify fabric color number. Specify fabric color number. Specify fabric color number. Specify fabric color number. Specify fabric color number. Specify fabric color number. Specify fabric color number. Specify fabric color number.

Handedness	Half length lower section shroud <ul style="list-style-type: none"> Left hand Right hand 	No cost No cost	Specify with left hand. Specify with right hand.
Related Products	<ul style="list-style-type: none"> Mackinac settings Tower 		► Page 112 ► Page 136

Tip: Handedness is determined by the location of the outer side of the tower shroud per Side A or Side B of the foundation.

Specification Information

Style Number	Width	U.S. Base Prices									
		Fabric Price Group 1	Fabric Price Group 2	Fabric Price Group 3	Fabric Price Group 4	Fabric Price Group 5	Fabric Price Group 6	Fabric Price Group 7	Fabric Price Group 8	Fabric Price Group 9	Fabric Price Group 10



Tip: Shrouds for upper section are for the top opening of the tower only.

Full Length, Upper Section

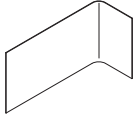
MCKUTSUFL	54"	\$ 505	\$1077	\$1219	\$1288	\$1360	\$1433	\$1502	\$1575	\$1645	\$1718
	60"	\$ 720	\$1503	\$1648	\$1717	\$1790	\$1860	\$1933	\$2003	\$2074	\$2146
	66"	\$ 937	\$1934	\$2077	\$2150	\$2220	\$2291	\$2363	\$2435	\$2504	\$2576
	72"	\$1153	\$2366	\$2507	\$2579	\$2651	\$2720	\$2792	\$2864	\$2935	\$3005

► Specification Information, continued on next page

► Specification Information, continued from next page

Specification Information

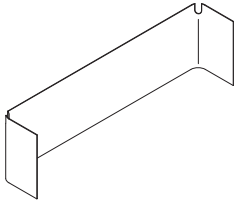
Style Number	Width	U.S. Base Prices									
		Fabric Price Group 1	Fabric Price Group 2	Fabric Price Group 3	Fabric Price Group 4	Fabric Price Group 5	Fabric Price Group 6	Fabric Price Group 7	Fabric Price Group 8	Fabric Price Group 9	Fabric Price Group 10



Tip: Shrouds for lower section are for the middle and bottom opening of the tower only.

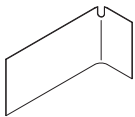
Half Length, Upper Section

MCKUTSUHL	54"	\$ 216	\$ 501	\$ 643	\$ 714	\$ 788	\$ 857	\$ 930	\$ 999	\$1071	\$1144
	60"	\$ 433	\$ 931	\$1074	\$1147	\$1216	\$1288	\$1361	\$1430	\$1503	\$1573
	66"	\$ 648	\$1362	\$1503	\$1576	\$1645	\$1718	\$1788	\$1861	\$1931	\$2002
	72"	\$ 863	\$1791	\$1933	\$2003	\$2076	\$2146	\$2217	\$2289	\$2361	\$2430



Full Length, Lower Section

MCKUTSFL	54"	\$ 505	\$1077	\$1219	\$1288	\$1360	\$1433	\$1502	\$1575	\$1645	\$1718
	60"	\$ 720	\$1503	\$1648	\$1717	\$1790	\$1860	\$1933	\$2003	\$2074	\$2146
	66"	\$ 937	\$1934	\$2077	\$2150	\$2220	\$2291	\$2363	\$2435	\$2504	\$2576
	72"	\$1153	\$2366	\$2507	\$2579	\$2651	\$2720	\$2792	\$2864	\$2935	\$3005



Half Length, Lower Section

MCKUTSHL	54"	\$ 216	\$ 501	\$ 643	\$ 714	\$ 788	\$ 857	\$ 930	\$ 999	\$1071	\$1144
	60"	\$ 433	\$ 931	\$1074	\$1147	\$1216	\$1288	\$1361	\$1430	\$1503	\$1573
	66"	\$ 648	\$1362	\$1503	\$1576	\$1645	\$1718	\$1788	\$1861	\$1931	\$2002
	72"	\$ 863	\$1791	\$1933	\$2003	\$2076	\$2146	\$2217	\$2289	\$2361	\$2430

► Specification Information, continued on next page



For Canadian Pricing

Multiply U.S. Price by the Canadian price factor.

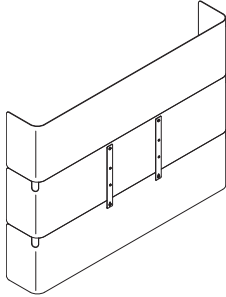
► See page 1 for details.

Tower Shrouds, continued

► Specification Information, continued from previous page

Specification Information

• Style Number	• Width	U.S. Base Prices									
		• Fabric Price Group 1	• Fabric Price Group 2	• Fabric Price Group 3	• Fabric Price Group 4	• Fabric Price Group 5	• Fabric Price Group 6	• Fabric Price Group 7	• Fabric Price Group 8	• Fabric Price Group 9	• Fabric Price Group 10



Tip: When using the monitor shroud, a worksurface cannot be placed on that side of foundation.

Tip: Powerway is required if tower has monitor mount shroud.

Three Full Shrouds with Monitor Mount Hardware Kit

MCKUTSMA	54"	\$1871	\$3938	\$4151	\$4367	\$4579	\$4793	\$5008	\$5221	\$5435	\$5648
	60"	\$2519	\$5227	\$5441	\$5656	\$5869	\$6083	\$6296	\$6508	\$6725	\$6938
	66"	\$3166	\$6516	\$6730	\$6943	\$7155	\$7372	\$7585	\$7798	\$8012	\$8227
	72"	\$3814	\$7803	\$8020	\$8233	\$8446	\$8660	\$8875	\$9089	\$9301	\$9515
:	:	:	:	:	:	:	:	:	:	:	:

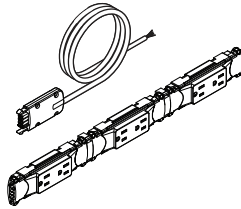


For Canadian Pricing

Multiply U.S. Price by the Canadian price factor.

► See page 1 for details.

Foundation Power Starter Kit



Tip: Modular infeed is only available in 72"L.

Tip: If Chicago power is needed, specify **MCKPOWERJB**.

Tip: Infeed can only be specified if standard power type is selected.

Standard Includes		Required to Specify	
▶ Need help? Product details, page 14	• Infeed harness	1 Style number	
	• Power block	2 Length (see below under Required Selections)	
	• Three 15-amp duplex receptacles	3 Options, if selected (see below)	

Required Selections	U.S. Price	Required to Specify
Length		
• 72"L	Price below	Specify with 72"L.
• 144"L	Price below	Specify with 144"L.
• 288"L	Price below	Specify with 288"L.

Options	U.S. Price	Required to Specify
Power Type		
• Standard power	No cost	Specify with standard power.
• New York power	No cost	Specify with New York power.
• San Francisco power	No cost	Specify with San Francisco power.
Infeed		
• Modular	No cost	Specify with modular.
• Hardwire	No cost	Specify with hardwire.
Duplex Receptacle 1		
• Circuit one with circuit control	No cost	Specify with circuit one with circuit control.
• Circuit one without circuit control	No cost	Specify with circuit one without circuit control.
• Circuit two with circuit control	No cost	Specify with circuit two with circuit control.
• Circuit two without circuit control	No cost	Specify with circuit two without circuit control.
Duplex Receptacle 2		
• Circuit one with circuit control	No cost	Specify with circuit one with circuit control.
• Circuit one without circuit control	No cost	Specify with circuit one without circuit control.
• Circuit two with circuit control	No cost	Specify with circuit two with circuit control.
• Circuit two without circuit control	No cost	Specify with circuit two without circuit control.
Duplex Receptacle 3		
• Circuit one with circuit control	No cost	Specify with circuit one with circuit control.
• Circuit one without circuit control	No cost	Specify with circuit one without circuit control.
• Circuit two with circuit control	No cost	Specify with circuit two with circuit control.
• Circuit two without circuit control	No cost	Specify with circuit two without circuit control.
Related Products		
• Mackinac settings		▶ Page 112
• Tower shrouds		▶ Page 128

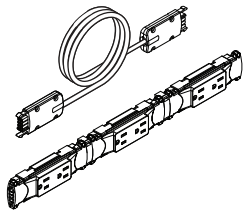
Specification Information

Style Number	U.S. Prices		
	72"L	144"L	288"L
MCKPOWER2CT	\$648	\$757	\$864



For Canadian Pricing
Multiply U.S. Price by the
Canadian price factor.
▶ See page 1 for details.

Jumper Kit



► Need help?
Product details,
page 32

- Standard Includes**
- 72"L modular jumper harness
 - Power block
 - Three 15-amp duplex receptacles

- Required to Specify**
- 1 Style number
 - 2 Options, if selected (see below)

	Options	U.S. Price	Required to Specify
Infeed	<ul style="list-style-type: none"> • Modular • Hardwire 	No cost No cost	Specify <i>with modular</i> . Specify <i>with hardwire</i> .
Duplex Receptacle 1	<ul style="list-style-type: none"> • Circuit one with circuit control • Circuit one without circuit control • Circuit two with circuit control • Circuit two without circuit control 	No cost No cost No cost No cost	Specify <i>with circuit one with circuit control</i> . Specify <i>with circuit one without circuit control</i> . Specify <i>with circuit two with circuit control</i> . Specify <i>with circuit two without circuit control</i> .
Duplex Receptacle 2	<ul style="list-style-type: none"> • Circuit one with circuit control • Circuit one without circuit control • Circuit two with circuit control • Circuit two without circuit control 	No cost No cost No cost No cost	Specify <i>with circuit one with circuit control</i> . Specify <i>with circuit one without circuit control</i> . Specify <i>with circuit two with circuit control</i> . Specify <i>with circuit two without circuit control</i> .
Duplex Receptacle 3	<ul style="list-style-type: none"> • Circuit one with circuit control • Circuit one without circuit control • Circuit two with circuit control • Circuit two without circuit control 	No cost No cost No cost No cost	Specify <i>with circuit one with circuit control</i> . Specify <i>with circuit one without circuit control</i> . Specify <i>with circuit two with circuit control</i> . Specify <i>with circuit two without circuit control</i> .
Related Products	<ul style="list-style-type: none"> • Mackinac settings • Foundation top skin 		► Page 112 ► Page 138

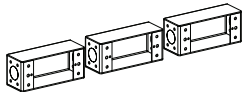
Specification Information

Style Number	U.S. Price
MCKPOWERADD	\$505



For Canadian Pricing
Multiply U.S. Price by the
Canadian price factor.
► See page 1 for details.

Power Junction Boxes for Chicago Hardwiring



Standard Includes	Required to Specify
<div>▶ Need help? Product details, page 32</div> <div>• Three junction boxes</div>	Style number

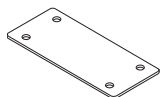
Specification Information	
• Style Number	• U.S. Price
MCKPOWERJB	\$126

Tip: If Chicago power is desired, **MCKPOWERJB** must be specified.


For Canadian Pricing
Multiply U.S. Price by the
Canadian price factor.
▶ See page 1 for details.

Mackinac Accessories

Foundation Ganging Bracket



Standard Includes	Required to Specify
<ul style="list-style-type: none"> Need help? Product details, page 14 Foundation ganging bracket 	Style number

Specification Information

Style Number	U.S. Price
MCKBRKTFD	\$144

Tip: Foundation ganging brackets are required for any foundations that will be placed end-to-end.

Tip: Foundations will be shipped with end skins, even when ganging brackets are specified.

Tower Ganging Bracket



Standard Includes	Required to Specify
<ul style="list-style-type: none"> Need help? Product details, page 14 Tower ganging bracket: paint price group 1 	1 Style number 2 Paint for tower ganging bracket 3 Options, if selected (see below) ▶ See <i>Surface Materials</i> , page 142.

Options	U.S. Price	Required to Specify
Surface Materials <ul style="list-style-type: none"> Paint price group 1 Paint price group 2 Paint price group 3 	No cost +\$12 +\$28	Specify paint color number. Specify paint color number. Specify paint color number.

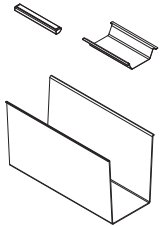
Specification Information

Style Number	U.S. Base Price
MCKBRKTTWR	\$109



For Canadian Pricing
 Multiply U.S. Price by the Canadian price factor.
 ▶ See page 1 for details.

Personal Drawer Accessory Package



Standard Includes	Required to Specify
<ul style="list-style-type: none"> ▶ Need help? Product details, page 17 • Liner: PET • Pencil tray • Light 	Style number

Related Products	Required to Specify
<ul style="list-style-type: none"> • Mackinac settings • Tower shrouds • Mackinac electrical components for foundation 	<ul style="list-style-type: none"> ▶ Page 112 ▶ Page 128 ▶ Page 131

Specification Information

Style Number	U.S. Price
MCKDRWACC	\$251

Monitor Mount Pad



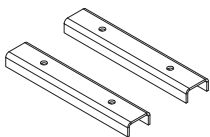
Tip: Monitor mount pads are recommended to be used when specifying either a CF Evolution or Eyesite monitor mount that mounts through the Mackinac personal work-surface grommet.

Standard Includes	Required to Specify
<ul style="list-style-type: none"> • Pad 	Style number

Specification Information

Style Number	U.S. Price
MCKMMP	\$36

Foundation Floor Attachment Kit



Standard Includes	Required to Specify
<ul style="list-style-type: none"> • Floor attachment kit 	Style number

Specification Information

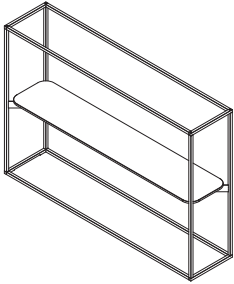
Style Number	U.S. Price
MCKBRKFL	\$144



For Canadian Pricing
Multiply U.S. Price by the Canadian price factor.
▶ See page 1 for details.

Mackinac Components for Future Additions or Reconfiguration

Tower



Tip: Tower must be same size width as the foundation.

Tip: If adding a tower to an existing foundation without a tower, a new foundation top skin will be needed to fit within the tower frame.

For laminate price group 2 and 3 pricing, please refer to the electronic catalog or SmartTools.

Standard Includes		Required to Specify	
► Need help? Product details, page 26	<ul style="list-style-type: none"> 12"D frame: paint price group 1 One shelf: laminate price group 1, if one shelf is selected Two shelves: laminate price group 1, if two shelves are selected Edge on shelves: plastic 	1 Style number 2 Width (see below under Required Selections) 3 Number of shelves (see below under Required Selections) 4 Paint color number for frame 5 Laminate color number for shelves 6 Plastic color number for shelf edge 7 Options, if selected (see below) ► See <i>Surface Materials</i> , page 142.	
Required Selections		U.S. Price	Required to Specify
Width	• 54"W	Prices at right	Specify <i>with 54"W</i> .
	• 60"W	Prices at right	Specify <i>with 60"W</i> .
	• 66"W	Prices at right	Specify <i>with 66"W</i> .
	• 72"W	Prices at right	Specify <i>with 72"W</i> .
Number of Shelves	• One shelf	+\$371	Specify <i>with one shelf</i> .
	• Two shelves	+\$742	Specify <i>with two shelves</i> .
Options		U.S. Price	Required to Specify
Surface Materials	Tower frame finish		
	• Paint price group 1	No cost	Specify paint color number.
	• Paint price group 2	+\$ 90	Specify paint color number.
	• Paint price group 3	+\$186	Specify paint color number.
	Tower shelf finish (per shelf)		
	• Laminate price group 2	See information at left	Specify laminate color number.
	• Laminate price group 3	See information at left	Specify laminate color number.
	Composite veneer		
	• Composite veneer group 1	Prices at right	Specify composite veneer color number.
	• Composite veneer group 2	Prices at right	Specify composite veneer color number.
	Wood veneer		
	• Wood group 1	Prices at right	Specify wood color number.
	• Wood group 2	Prices at right	Specify wood color number.
	• Wood group 3	Prices at right	Specify wood color number.
	• Customiz stain	No cost	Specify <i>with Customiz stain</i> .
			► See <i>Surface Materials Reference Manual</i> .
Grain Direction	Laminate		
	• No grain direction	No cost	Specify <i>with no grain direction</i> .
	• Short grain	No cost	Specify <i>with short grain</i> .
	• Long grain	No cost	Specify <i>with long grain</i> .
	Wood veneer		
	• Short grain	No cost	Specify <i>with short grain</i> .
	• Long grain	No cost	Specify <i>with long grain</i> .
Lighting	Tower lighting lower shelf on 54"W or 60"W		
	• No lighting	No cost	Specify <i>with no lighting</i> .
	• With lighting	+\$109	Specify <i>with lighting</i> .
	Tower lighting upper shelf on 54"W or 60"W		
	• No lighting	No cost	Specify <i>with no lighting</i> .
	• With lighting	+\$109	Specify <i>with lighting</i> .
	Tower lighting lower shelf on 66"W or 72"W		
	• No lighting	No cost	Specify <i>with no lighting</i> .
	• With lighting	+\$216	Specify <i>with lighting</i> .
	Tower lighting upper shelf on 66"W or 72"W		
	• No lighting	No cost	Specify <i>with no lighting</i> .
	• With lighting	+\$216	Specify <i>with lighting</i> .
Related Products			
• Mackinac settings			► Page 112
• Tower shrouds			► Page 128

► Options, continued on next page



For Canadian Pricing
Multiply U.S. Price by the Canadian price factor.
► See page 1 for details.

► Options, continued from previous page

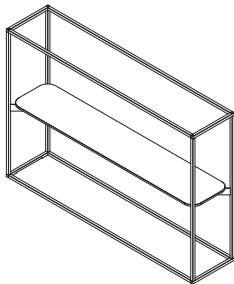
Tower Shelf Finish Upcharges

Tip: Composite veneer group 2 upcharge is in addition to composite veneer group 1 upcharge. Wood group 2 and wood group 3 upcharges are in addition to wood group 1 upcharge.

Width	Options (Add \$ to Base Price)										
	Open Line laminate (plus cost of laminate)	Composite Veneer		Wood			Back Painted Glass	Solid Surface			
		Composite Veneer Group 1	Composite Veneer Group 2	Wood Group 1	Wood Group 2	Wood Group 3		Group A	Group B	Group C	Group D
Tower Shelf (per shelf)											
54"W	+\$105	+\$ 69	+\$22	+\$ 76	+\$24	+\$69	+\$284	+\$351	+\$386	+\$ 426	+\$ 468
60"W	+\$105	+\$137	+\$22	+\$151	+\$24	+\$69	+\$426	+\$493	+\$542	+\$ 598	+\$ 656
66"W	+\$105	+\$206	+\$22	+\$227	+\$24	+\$69	+\$570	+\$632	+\$695	+\$ 766	+\$ 842
72"W	+\$105	+\$275	+\$22	+\$303	+\$24	+\$69	+\$710	+\$914	+\$978	+\$1047	+\$1116

Specification Information

Style Number	Dimensions D W		U.S. Base Price
.	.	.	.



MCKUT	12"	54"	\$3589
	12"	60"	\$3988
	12"	66"	\$4430
	12"	72"	\$4922
.	.	.	.




For Canadian Pricing

Multiply U.S. Price by the Canadian price factor.

► See page 1 for details.

Mackinac Components for Future Additions or Reconfiguration

Foundation Top Skin



Tip: Foundation top skin is made available as a replacement after the addition or removal of a tower or if powerway for monitor mount is desired after the initial order.

For laminate price group 2 and 3 pricing, please refer to the electronic catalog or SmartTools.

Tip: Powerway is required if tower has monitor mount shroud.



For Canadian Pricing
Multiply U.S. Price by the Canadian price factor.
▶ See page 1 for details.

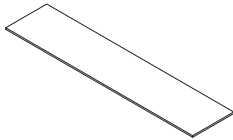
Standard Includes	Required to Specify
<ul style="list-style-type: none"> ▶ Need help? Product details, page 17 • 12"D foundation top skin: laminate price group 1 • Edge: plastic 	<ol style="list-style-type: none"> 1 Style number 2 Width (see below under Required Selections) 3 Laminate color number for top skin 4 Plastic color number for top skin edge 5 Options, if selected (see below) <p>▶ See <i>Surface Materials</i>, page 142.</p>

	Required Selections	U.S. Price	Required to Specify
Width	<ul style="list-style-type: none"> • 54"W • 60"W • 66"W • 72"W 	Prices at right Prices at right Prices at right Prices at right	Specify <i>with 54"W</i> . Specify <i>with 60"W</i> . Specify <i>with 66"W</i> . Specify <i>with 72"W</i> .

	Options	U.S. Price	Required to Specify
Surface Materials	Laminate on foundation top skin		
	<ul style="list-style-type: none"> • Laminate price group 2 • Laminate price group 3 • Open Line laminate 	See information at left See information at left +\$105 plus cost of laminate	Specify laminate color number. Specify laminate color number. ▶ See <i>Surface Materials Reference Manual</i> .
	Composite veneer on foundation top skin		
	<ul style="list-style-type: none"> • Composite veneer group 1 • Composite veneer group 2 	Prices at right Prices at right	Specify composite veneer color number. Specify composite veneer color number.
	Wood veneer on foundation top skin		
	<ul style="list-style-type: none"> • Wood group 1 • Wood group 2 • Wood group 3 • Customiz stain 	Prices at right Prices at right Prices at right No cost	Specify wood color number. Specify wood color number. Specify wood color number. Specify <i>with Customiz stain</i> . ▶ See <i>Surface Materials Reference Manual</i> .
	Glass		
	<ul style="list-style-type: none"> • Back painted glass 	Prices at right	Specify back painted glass color number.
	Solid surface on foundation top skin		
	<ul style="list-style-type: none"> • Solid surface group A • Solid surface group B • Solid surface group C • Solid surface group D 	Prices at right Prices at right Prices at right Prices at right	Specify solid surface finish number. Specify solid surface finish number. Specify solid surface finish number. Specify solid surface finish number.
Grain Direction	Laminate		
	<ul style="list-style-type: none"> • No grain direction • Short grain (on 54"W and 60"W) • Long grain 	No cost No cost No cost	Specify <i>with no grain direction</i> . Specify <i>with short grain</i> . Specify <i>with long grain</i> .
	Wood veneer		
	<ul style="list-style-type: none"> • Short grain • Long grain 	No cost No cost	Specify <i>with short grain</i> . Specify <i>with long grain</i> .
Powerway	<ul style="list-style-type: none"> • No powerway • With powerway 	No cost +\$109	Specify <i>with no powerway</i> . Specify <i>with powerway</i> .
Tower	<ul style="list-style-type: none"> • No tower • With tower 	No cost No cost	Specify <i>with no tower</i> . Specify <i>with tower</i> .
Related Products	<ul style="list-style-type: none"> • Mackinac settings • Tower shrouds • Mackinac electrical components for foundation 		▶ Page 112 ▶ Page 128 ▶ Page 131

Specification Information

Style Number	Dimensions D W	U.S. Base Prices								Options (Add \$ to Base Price)		
		Laminate Price Group 1	Composite Veneer Group 1	Wood Group 1	Back Painted Glass	Solid Surface				Composite Veneer	Wood	
						Group A	Group B	Group C	Group D	Composite Veneer Group 2	Wood Group 2	Wood Group 3



MCKFTS	12"	54"	\$518	\$ 876	\$ 912	\$1088	\$1502	\$1599	\$1708	\$1827	+\$21	+\$23	+\$62
	12"	60"	\$580	\$ 938	\$ 974	\$1150	\$1564	\$1661	\$1770	\$1889	+\$21	+\$23	+\$62
	12"	66"	\$641	\$ 999	\$1035	\$1211	\$1625	\$1722	\$1831	\$1950	+\$21	+\$23	+\$62
	12"	72"	\$702	\$1060	\$1096	\$1272	\$1686	\$1783	\$1892	\$2011	+\$21	+\$23	+\$62

Tip: Composite veneer group 2 upcharge is in addition to composite veneer group 1 upcharge. Wood group 2 and wood group 3 upcharges are in addition to wood group 1 upcharge.



For Canadian Pricing

Multiply U.S. Price by the
Canadian price factor.

► See page 1 for details.

Surface Materials

Surface Materials	142
Veneer Cut Guidelines and Wood Touch-Up Kits	146
Open Line Laminate Edge Coordination Matrix	147

Surface Materials

This listing includes all the surface material choices that are available for the products in this specification guide.

Resources

For more information about surface materials, refer to the following resources:

Additional surface materials specification tools are available to assist you in the specification process—the Surface Materials Binders.

The global surface materials palette is a core collection of finishes that is available across multiple geographies (Americas/EMEA – Europe, Middle East, and Africa/APAC – Asia Pacific) and on global product lines, where applicable. For a list of finishes included in the offering, see the Surface Materials Reference Manual. Additional details, like product approvals by geography and finish number conversions, can also be found in the Surface Materials Reference Manual or see steelcase.com/surface-materials.

Surface Materials Binders include:

- Surface Materials Reference Manual
- A complete set of swatch cards for hard surfaces, vertical surface fabrics, and seating upholstery

Wood

Steelcase carefully selects veneer and solid wood for consistent color and grain structure. Wood is a natural material and variations will occur in color, grain and texture. These variations are part of the inherent natural beauty of wood and are not considered defects.

Forest Stewardship Council (FSC) certified wood (veneer and core) is available on most Steelcase wood products through the Specials RFQ process.

All wood products will darken with age and exposure to ultraviolet light. This is especially apparent with cherry and maple veneer. We recommend that desk accessories be rearranged periodically to ensure even aging of wood surfaces.

When storing your wood furniture, please follow the following guidelines:

- Do not store products in trailers
- Store products in areas that simulate office temperatures (60°F to 90°F)
- Store products in areas that maintain constant, office-like humidity levels
- Keep product away from light. Cover products to make sure they are not exposed to light.

Ⓔ = Excluded

Steelcase Surfaces

Veneers are matched for proper balance and consistency. Veneers are available flat cut or quarter cut, except for Oak, which is rift cut.
▶ Refer to the *Veneer Cut Guidelines* on page 146 for descriptions of each cut.

Open-pore finish is a medium gloss finish that leaves the wood grain texture visible to the eye and distinguishable to the touch.
Tip: Make sure to check the cut selection across the entire order. There is no prevention to mixing cuts on a product or an order.

Veneer

Wood Group 1

Flat-Cut Open-Pore

- 3062 FC/OP Graphite Walnut
- 3402 FC/OP Clear Cherry (Aged)
- 3412 FC/OP Natural Cherry Ⓔ
- 3422 FC/OP Medium Cherry
- 3522 FC/OP Clear Maple
- 3592 FC/OP Blonde on Maple Ⓔ
- 3702 FC/OP Clear Walnut
- 3712 FC/OP Natural Walnut
- 3752 FC/OP Medium Walnut Ⓔ
- 3762 FC/OP Dark Walnut
- 3772 FC/OP Medium Mahogany on Walnut

Flat-Cut Open-Pore, Natural Veneer

- 3342 FC/OP Black Walnut
- 35A2 FC/OP Blanch Maple
- 37A2 FC/OP Thunder Walnut

Quarter-Cut Open-Pore

- 3042 QC/OP Ash Ⓔ
- 3222 QC/OP Clear Maple
- 3292 QC/OP Blonde on Maple Ⓔ
- 3302 QC/OP Clear Walnut
- 3312 QC/OP Natural Walnut
- 3352 QC/OP Medium Walnut Ⓔ
- 3362 QC/OP Dark Walnut
- 3372 QC/OP Medium Mahogany on Walnut
- 3382 QC/OP Graphite Walnut

Quarter-Cut Open-Pore, Natural Veneer

- 32A2 QC/OP Blanch Maple
- 33A2 QC/OP Thunder Walnut
- 3392 QC/OP Black Walnut

Rift-Cut Open-Pore

- 3602 RC/OP Desert Oak

Rift-Cut Full-Fill, Natural Veneer

- 36A2 RC/OP Volcanic Oak

Wood Group 3

Flat-Cut Open-Pore, Natural Veneer

- 3082 FC/OP Washed Walnut

Wood Group 1

Open-Pore Planked Veneer

- 3P41 OP Planked Cherry
- 3P51 OP Planked Maple
- 3P61 OP Planked Oak
- 3P71 OP Planked Walnut
- 3VFX OP Unmarked Oak

Tip: Known for its uniqueness, planked veneer has intentional and natural variations that include, but are not limited to: character marks, grain pattern, color, and natural color aging.

Full-Fill

Full-fill finish is a medium-gloss finish that completely fills the grain texture, yet allows the grain pattern to be seen. The wood has a lustrous, satiny look, and it is smooth to the touch. This finish is available on the wood worksurface or field-installed top only.

Wood Group 2

Flat-Cut Full-Fill

- 3064 FC/FF Graphite Walnut Ⓔ
- 3404 FC/FF Clear Cherry (Aged) Ⓔ
- 3414 FC/FF Natural Cherry Ⓔ
- 3424 FC/FF Medium Cherry Ⓔ
- 3524 FC/FF Clear Maple Ⓔ
- 3544 FC/FF Blonde on Maple Ⓔ
- 3704 FC/FF Clear Walnut Ⓔ
- 3714 FC/FF Natural Walnut Ⓔ
- 3754 FC/FF Medium Walnut Ⓔ
- 3764 FC/FF Dark Walnut Ⓔ
- 3774 FC/FF Medium Mahogany on Walnut Ⓔ

Flat-Cut Full-Fill, Natural Veneer

- 3734 FC/FF Black Walnut Ⓔ

Quarter-Cut Full-Fill

- 3224 QC/FF Clear Maple Ⓔ
- 3294 QC/FF Blonde on Maple Ⓔ
- 3304 QC/FF Clear Walnut Ⓔ
- 3314 QC/FF Natural Walnut Ⓔ
- 3354 QC/FF Medium Walnut Ⓔ
- 3364 QC/FF Dark Walnut Ⓔ
- 3374 QC/FF Medium Mahogany on Walnut Ⓔ
- 3384 QC/FF Graphite Walnut Ⓔ

Quarter-Cut Full-Fill, Natural Veneer

- 3394 QC/FF Black Walnut Ⓔ

Rift-Cut Full-Fill

- 3604 RC/FF Desert Oak Ⓔ

Wood Group 3

Flat-Cut Full-Fill, Natural Veneer

- 3084 FC/FF Washed Walnut Ⓔ

Premium Veneers

A selection of Premium veneers in this collection are available on most Steelcase brand products. The collection will be available as close to standard leadtimes as possible. However, because adequate supplies of veneer and solids must be secured, all orders will be scheduled individually. Leadtimes will vary based on Premium veneer and Premium solids availability at the time the order is placed. The collection is available as Wood Group 3 as a part of our Select Surfaces program, and supported like standard veneers to make ordering easy. Please see the Steelcase surface materials section on village.steelcase.com for sample information and product line availability. All premium veneers are in clear-coat.

Wood Group 3

Quarter-Cut Open-Pore

3832 QC/OP Figured Anegre

Select Surfaces

For information on products within Select Surfaces, including accent paints and fabrics from DesignTex, Gabriel, Kvadrat, and Pollack, please refer to the *Surface Materials Reference Manual* or visit steelcase.com/surface-materials under the Select Surfaces section.

Composite Veneer

Composite veneers are an engineered wood intended to create specific grain patterns and characteristics. They are pre-stained and finished with Steelcase's Clarity water-borne UV topcoat, which protects the environment while providing durability and clarity. Only open-pore finishes are available on composite wood. Composite veneer and matching edge bands are available on most Steelcase brand products. Composites, for use as a solid nosing substitute, are not available. Steelcase does not recommend mixing composite veneers with natural solid nosings because composite and natural wood grain and color matching are rarely compatible. Composite veneers are part of our Select Surfaces program as Wood Group 1 pricing.

Composite Veneer Group 1

Composite Flat-Cut Open-Pore

3JDX FC/OP Oak Composite
3JJX FC/OP Walnut Composite
3LAX FC/OP Graphite on Oak Composite
3LCX FC/OP Medium Cherry on Cherry Composite

Composite Quarter-Cut Open-Pore

3F8X QC/OP European Walnut Composite
3GGX QC/OP Zebrano Composite
3HGX QC/OP Oak Composite
3HVX QC/OP Walnut Composite
3LBX QC/OP Clear Walnut on Walnut Composite
3LDX QC/OP Natural Walnut on Walnut Composite
3ZNX QC/OP Night Cerused Oak Composite

Ⓔ = Excluded

Composite Veneer Group 2

Composite Flat-Cut Open-Pore

3LHX FC/OP Espresso on Walnut Composite

Composite Quarter-Cut Open-Pore

3LEX FC/OP Desert Oak on Oak Composite
3LGX FC/OP Chai on Walnut Composite
3LJX FC/OP Ebony on Walnut Composite

Custom Surfaces

Customiz stain is a service that allows you to create your own stain colors and finishes on standard veneer. Customiz stain color is available on all product lines that offer wood veneer.

A \$500 stain-matching fee applies on CUSTOMIZ requests (Exception: The \$500 fee does not apply on matches to Coalesce standard finishes or for a low-gloss finish request on a standard color). The \$500 fee covers the cost of formulating the Customiz color finish and applies regardless of whether or not an order for product is placed.

In addition, an approval form must be signed to indicate customer acceptance of Customiz match. A \$1,500 initiation fee will be charged prior to first order entry. This initiation fee activates the finish for unlimited use on any Steelcase product for an 18 month time period. After the 18 month time period has lapsed, the Customiz finish may be reactivated for another 18 months for a \$1,000 fee at any point within five years after the \$1,500 initiation fee was paid. If the finish is not reactivated within five years after the \$1,500 initiation fee was paid, the finish will be culled and the customer will need to pay the \$1,500 initiation fee again. All style number related Customiz charges products are no cost as of April 2014. The matching and initiation fees are not discountable.

Customiz stain takes 10 days to formulate. Consult the *Surface Materials Reference Manual* for more information. Custom veneers are also available and must be quoted by Steelcase specials group. Customiz stain on custom veneers takes 2 to 4 weeks to formulate.

Requirements and information on ordering a Customiz stain color are found in the *Surface Materials Reference Manual*.

Low sheen wood finish topcoat, approximately 15 gloss level instead of standard 35 gloss level, is available through Specials at no additional cost.

Laminate

Steelcase Surfaces

High-Pressure Laminate

Price Group 1

Fiber Laminate

2850 Vanadium Fiber
2852 Tungsten Fiber Ⓔ
2854 Vellum Fiber Ⓔ
2860 Granite Fiber
2862 Stucco Fiber Ⓔ

Micro Laminate

2920 Marl Micro
2921 Gypsum Micro
2922 Clay Micro

Patina Laminate

2870 Blonde Bronze Patina
2873 Instant Iron Patina

Solid Laminate

2722 Cream Ⓔ
2730 Arctic White
2746 Black
2759 Warm White
2811 Mist Ⓔ
2883 Seagull
2884 Milk
2885 Dune
2HAA Persian Salt
2HAB Rose
2HAC Indigo
2HAD Green Citrine Ⓔ
2HAE Dark Olive
2HAF Cloudy
2HMG Merle
2HWU Clay
2HWV Chalk

Speckle Laminate

2820 Coffee Speckle Ⓔ
2823 Driftwood Speckle
2824 Smoke Speckle
2825 Vanadium Speckle

Tip: Some wood veneer finishes and woodgrain laminates share the same name. Because of the difference in materials, veneers and laminates of the same name are not an exact match but do coordinate with each other.

Woodgrain Laminate

2406	Clear Cherry E
2409	Clear Maple
2410	Graphite Walnut
2412	Natural Cherry
2422	Medium Cherry E
2511	Winter on Maple E
2535	Virginia Walnut
2536	Blackwood
2538	Clear Walnut
2592	Blonde on Maple E
2714	Natural Walnut E
2HAK	Clear Oak
2HAN	Ash Noce
2HAT	Acacia
2HAW	Ash Wenge
2HBN	Bisque Noce
2HBW	Bisque Wenge
2HCN	Clay Noce
2HCW	Clay Wenge
2HSN	Storm Noce
2HSW	Storm Wenge
2HWA	Grey Kingswood
2HWB	Planked Walnut
2HWD	Resolute Walnut
2HWE	Natural Recon
2HWF	Smoked Walnut E

Tip: When specifying a blade edge work surface with a laminate, the underside of the blade edge will have an unstained surface. This is predominantly noticeable with darker laminates. In this case, a square work surface is recommended. When specifying with a veneer, the underside is stained the same color as the work surface.

Price Group 2

Textured Laminate

2TH2	Fawn Cypress
2TH4	Saddle Oak
2TH5	Veranda Teak
2TH7	Walnut Heights
2UH1	Reclaimed Aggregate
2UH2	Reclaimed Gravel
2UH4	Cement**
2UH6	Sheetrock

***2UH4 Cement has limited availability, determined by product sizing and/or options.*

Price Group 3

Solid Laminate

24H1	Satin White
24H2	Satin Black
24H3	Satin Stone
24H4	Satin Mocha

Custom Surfaces

Open Line Laminate (OLL)

This service allows you to order non-standard laminate at an additional processing fee of \$105 U.S. per unit, plus the cost of the laminate.

High-Pressure Laminate pricing does not include premium or digitally printed patterns from any suppliers. Laminate cost may also vary for basic or standard laminates from other suppliers. Please contact the OLL consultant at 616.475.2426 for pricing. The cost of the laminate will be added to your invoice as a separate line on the acknowledgement.

Laminate Approval and Material Requirements

To confirm whether a particular laminate has already been tested for use on a specific Steelcase product or to determine material square foot requirements:

- Visit www.steelcase.com

How to Order

Once you have confirmed that the laminate you've selected has been tested and approved, you are ready to place your order.

To order an Open Line laminate on a Steelcase product:

- Mark the purchase order with the
 - Laminate manufacturer,
 - Laminate number, and
 - Laminate description
- Use the appropriate Open Line laminate number (2900).
- Use the appropriate "2K" number to indicate the edge color requirements.

For additional information, refer to the *Steelcase Surface Materials Reference Manual*.

Paint

Tip: Not every paint color is available on every painted component.

Steelcase Surfaces

Price Group 1

Architectural Paint

4843	Linen
4844	Glacier
4849	Vapor
4858	Seagull
4859	Silk
7190	Platinum Solid

Smooth Paint

4238	Mocha
4239	Clay
4240	Chalk
4242	Milk
4710	Low Gloss Black
ZW01	Pearl Snow

Textured Paint

7207	Black
7225	Sand
7237	Slate
7238	Fieldstone
7239	Midnight E
7241	Arctic White
7243	Seagull
7278	Dark Bronze
7360	Merle

Price Group 2

Smooth Paint

4233	Carbon Fiber Weave
4700	Warm White

Smooth Metallic Paint

4750	Champagne Metallic
4798	Sterling Metallic E
4799	Platinum Metallic
4803	Near Black Metallic

Price Group 3

Accent Paint

1ATG	Rose Quartz
4AV3	Blue Jay
4AV4	Baltic
4AX1	Citron
4AY2	Chili
4AZ5	Marlin
4CL1	Dark Olivine
4CL2	Ice Blue
4CL3	Aura
4CL4	Sea Glass
4CL5	Light Matcha
4CL6	Terra
4CL7	Sandstone
4CL8	Smokey Plum
4CZ5	Honey
4CZ6	Lagoon
4CZ8	Light Peacock

Applies to:

- Column
- Power grommet
- Power grommet lid
- Tower frame
- Metal surface on glass privacy/modesty screens
- Bracket on privacy/modesty screens

Coatings

1ATT	Cast Shadow
------	-------------

Lux Coatings

4B20	Obsidian
4B22	Matte Brass
4B23	Burnished Bronze
4B24	Night Bronze
4B25	Matte Copper
4B26	Smoked Mica
4B29	Cast Iron

Custom Surfaces

PerfectMatch

PerfectMatch is a service that allows you to create your own paint color. Refer to the *Surface Materials Reference Manual* for more information about this program.

Price Group 3

4990	PerfectMatch Paint
------	--------------------

Accessory Paint

Price Group 2

4140	Arctic White Gloss
4144	Black Gloss

Plastic

Steelcase Surfaces

Applies to:

- Plastic edge on work surfaces
- Plastic edge on tower shelves
- Plastic edge on foundation top skin

6000	Black
6009	Arctic White
6034	Natural Cherry
6036	Medium Cherry
6037	Winter on Maple
6038	Blonde on Maple E
6041	Natural Walnut E
6052	Milk
6053	Seagull
6169	Stone
6170	Mocha
61AA	Persian Salt
61AB	Rose
61AC	Indigo
61AD	Green Citrine E
61AE	Dark Olivine
61AF	Cloudy
6213	Acacia
6219	Clear Oak
6231	Graphite Walnut
6237	Clear Maple
6242	Virginia Walnut
6243	Blackwood
6245	Clear Walnut
6249	Platinum Solid
6271	Plywood
6527	Merle
6619	Ice E
6631	Cream E
6635	Dawn E
6636	Mist
6654	Sand
6655	Warm White
6695	Midnight
6697	Fog
6698	Fieldstone
66WA	Grey Kingswood
66WB	Planked Walnut
66WD	Resolute Walnut
66WE	Natural Recon
66WF	Smoked Walnut
6703	Ash Wenge
6704	Storm Wenge
6705	Bisque Wenge
6706	Clay Wenge
6707	Ash Noce
6708	Bisque Noce
6709	Clay Noce
6710	Storm Noce
6T02	Fawn Cypress
6T04	Saddle Oak
6T05	Veranda Teak
6T07	Walnut Heights
6T08	Aggregate
6T09	Gravel
6T10	Cement
6T12	Sheetrock

E = Excluded

- Applies to:
- Plastic cap on column
 - 6000 Black
 - 6009 Arctic White
 - 6053 Seagull
 - 6249 Platinum
 - 6527 Merle

Glass

- Applies to:
- Privacy/modesty screens
 - Top surfaces

Steelcase Surfaces

- 6521 Truffle
- 6571 Aubergine
- 6575 Peacock
- 6576 Jungle
- 6577 Merlot
- 6578 Lagoon
- 6579 Saffron
- 6580 Ice White
- 6581 Blue Jay
- 6584 Tangerine
- 6586 Green Citrine
- 6588 Purple Berry
- 6589 Mercury
- 6591 Merle
- 6593 Greyscale
- 6595 Winter
- 6597 Honey
- 6BB1 Cloud
- 6BB2 Rose Quartz
- 6BB3 Olivine
- 6BB4 Electric Indigo

Vertical Surface Fabric

- Applies to:
- Tower shrouds
- Tip: The following thin, light colored fabrics are not available on Flex curved screens:*

Abacus **E**
P126 Artifact

Alloy
P525 Polar
P526 Skim
P528 Tern

Charm
P505 Shell
P506 Mimosa
P508 Sparkle

Code
5FA5 Sea Salt
Latch

P601 Clam
P603 Zen

Optic
P541 Twinkle
P544 Shine

Flip: Orbit
5F91 Blizzard

Pianista
P420 Sand
P428 Flax

Sprite
5541 Snow

Steelcase Surfaces

Price Group 1

Buzz2
Charm
Pianista
Sprite

Price Group 2

Flip: Orbit
Flip: TexHex
Intersection
Stencil

Price Group 3

Billiard Multi-Use by
DesignTex

- Applies to:
- Privacy/modesty screens

Price Group 1

Abacus **E**
Alloy
Boccie
Buzz2
Charm
Link
Optic
Pianista
Rhythm
Sprite

Price Group 2

Cogent: Connect
Flip: Orbit
Flip: TexHex
Intersection
Stencil

Price Group 3

Billiard Multi-Use by
DesignTex

Select Surfaces

For information on products within Select Surfaces, including accent paints and fabrics from DesignTex and Pollack, please refer to the *Surface Materials Reference Manual* or visit steelcase.com/surface-materials under the Select Surfaces section.

Custom Surfaces

Price Group COM (Customer's Own Material)

Fabric Approval and Yardage

To confirm whether a particular COM material has already been tested for use on a specific Steelcase product or to determine actual yardage requirements:

- Visit steelcase.com

For additional information regarding Customer's Own Material, call 1.888.STEELCASE (1.888.783.3522) or send an e-mail to lineone@steelcase.com.

Solid Surface

Steelcase Select Surfaces Program: Solid Surface

A collection of solid surfaces are available as part of a Select Surfaces Program. The collection is from the solid surface offering. Samples can be ordered through corian.com

These solid surfaces are Select Surfaces for the Mackinac products only. The collection on these pages is not Select Surfaces for other Steelcase brands or product lines.

To order these solid surfaces, enter the finish code which corresponds with the solid surface price group.

Price Group	Finish Code
A	59DA
B	59DB
C	59DC
D	59DD
E	59DE
F	59DF
G	59DG
H	59DH
J	59DJ
K	59DK

Then enter the solid surface information in the Special Solid Surface Information pop up window. If prompted, enter the finish code CORIAN0001 based on the solid surface supplier.

Solid Surface Offering

Price Group B

Silver Birch

Price Group C

Carbon Concrete
Deep Nocturne
Deep Smokey Pearl
Deep Terrain
Designer White
Natural Gray
Neutral Concrete
Seafoam

Price Group D

Cosmos Prima
Gray Onxy

Standard Steelcase

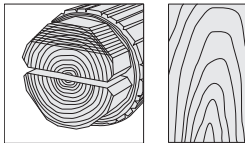
Price Group C

2972 Antarctica

E = Excluded

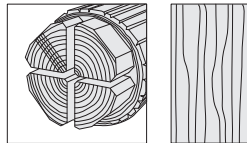
Veneer Cut Guidelines and Wood Touch-Up Kits

Veneer Cut Guidelines



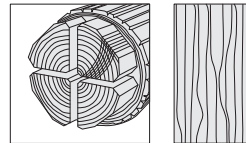
Flat Cut

Veneer is cut parallel to the flat side of the cant at a tangent to the growth rings of the tree. This produces a cathedral or oval pattern. On average, there is a 6-8" wide leaf width. On an 18" wide surface, there will likely be three leaves showing a repeated pattern.



Quarter Cut

Veneer is cut from quarter sections of the log which are produced by cutting each cant in half. Cutting lines are at an angle of approximately 90 degrees to the growth rings at the center of the quarter. This produces a straight grain or ribbon pattern. On average, leaves are 2½-4" wide.



Rift Cut

This veneer cut is specifically for oak. Cutting lines are an arc approximately perpendicular to the growth rings. This produces a comb-like straight grain or ribbon pattern. On average, leaves are 2½-4" wide.

Wood Touch-Up Kits

How to Order Wood Touch-Up Kits

Order wood finish touch-up kits from J.Kaltz Co. Specific Steelcase finish codes (such as 3422) can be found under Finishes > Dealer Kits. Each kit contains one brush tip marker and one fill stick.

Place orders as follows:

- Phone: 616.942.6070
- Web: <http://www.jkaltzco.com>

Open Line Laminate Edge Coordination Matrix

For Plastic Edges

Veneer Cut Guidelines and
Wood Touch-Up Kits

Surface Materials

The colors of the plastic edges are determined by the 2K finish number selected.

2K Number Selection	Plastic Edge Color	2K Number Selection	Plastic Edge Color
2K00	6619 Ice ⓘ	2KAN	6707 Ash Noce
2K01	6245 Clear Walnut	2KAW	6703 Ash Wenge
2K04	6234 Clear Cherry	2KBL	6243 Blackwood
2K10	6041 Natural Walnut ⓘ	2KBN	6708 Bisque Noce
2K15	6527 Merle	2KBW	6705 Bisque Wenge
2K21	6036 Medium Cherry	2KCG	61AD Green Citrine ⓘ
2K22	6631 Cream ⓘ	2KCN	6709 Clay Noce
2K27	6034 Natural Cherry	2KCW	6706 Clay Wenge
2K28	Vellum Fiber Match	2KCY	61AF Cloudy
2K34	Novell Fiber Match	2KDG	61AC Indigo
2K35	6697 Fog	2KDV	61AE Dark Olivine
2K36	6695 Midnight	2KMA	6170 Mocha
2K37	6242 Virginia Walnut	2KMI	6527 Merle
2K38	6009 Arctic White	2KPS	61AA Persian Salt
2K48	6654 Sand	2KRS	61AB Rose
2K49	6053 Seagull	2KSN	6710 Storm Noce
2K50	6052 Milk	2KST	6169 Stone
2K52	6249 Platinum Solid	2KSW	6704 Storm Wenge
2K59	6655 Warm White	2KT2	6T02 Fawn Cypress
2K60	Granite Fiber Match	2KT4	6T04 Saddle Oak
2K65	6037 Winter on Maple	2KT5	6T05 Veranda Teak
2K73	Instant Iron Patina Match	2KT7	6T07 Walnut Heights
2K74	6237 Clear Maple	2KU1	6T08 Aggregate
2K75	6231 Graphite Walnut	2KU2	6T09 Gravel
2K78	6059 Sterling Dark Solid	2KU4	6T10 Cement
2K79	6698 Fieldstone	2KU6	6T12 Sheetrock
2K81	6038 Blonde on Maple ⓘ	2KWA	66WA Grey Kingswood
2K92	6000 Black	2KWB	66WB Planked Walnut
2K93	6695 Midnight Solid	2KWD	66WD Resolute Walnut
2K94	6635 Dawn ⓘ	2KWE	66WE Natural Recon
2K98	6636 Mist	2KWF	66WF Smoked Walnut
2KAC	6213 Acacia	2KWU	66WU Clay
2KAK	6219 Clear Oak	2KWV	66WV Chalk

Tip: Standard laminates being used in the Open Line laminate program to obtain a different edge detail will be charged the processing fee upcharge; however, no additional charges for the laminate will be applied.

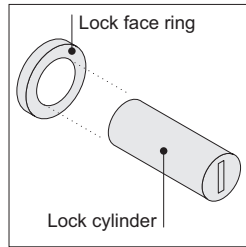
ⓘ = Excluded

Resources

Lock and Keying Options	150
Style Number Index	152

Lock and Keying

All locking products are standard with factory-installed, keyed-random locks. Consecutive, specific, and random keying are available as field-installed options.



Locks consist of a factory- or field-installed lock cylinder and a factory-installed lock face ring.

Two types of locks are available — the standard keying system (FR series) and the master keying system (XF series). All the locks in the XF series can

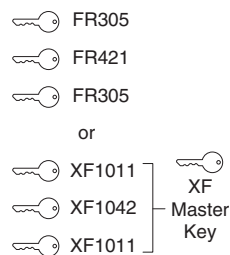
be opened with a single master key.

Factory-Installed Keying

Factory-installed locks are always key random (standard) or master key random (option). Key random means that the locks will be assigned arbitrarily at the factory with key numbers ranging from FR305 to FR999 (Master keying numbers: XF1001 to XF3000). All locks within a unit will be keyed alike.

Tip: Random keying can mean that different furniture units will have the same key number. If you must have all locks keyed differently, you should specify field-installed, key specific or key consecutive lock cylinders.
▶ See below.

Key Random



Required to Specify

Master key random	+\$37	Specify with master key random.
--------------------------	-------	---------------------------------

Field-Installed Keying

Field-installed locks are only available on products that include factory-installed lock mechanisms.

Specify "plug" when specifying furniture, and the product will ship with a plastic plug in place of the lock cylinder.

Tip: Lock tools are reusable. You do not need to order additional lock tools with every furniture order.

Lock cylinders will be shipped separately so that you can install the locks when you are ready.

Front-removable lock cylinders must be specified separately. You must also order a special lock tool to install or remove lock cylinders in the field.

Three keying choices are available for field installation—random (standard), specific, and consecutive. All three are also available with master keying, which means that all locks can be opened with a single master key.

Key random means that the locks will be assigned arbitrarily at the factory with key numbers ranging from FR305 to FR999 (Master keying numbers: XF1001 to XF3000).
Tip: Random keying can mean that different furniture units will have the same key number. If you must have all locks keyed differently, you should specify key specific or key consecutive lock cylinders.

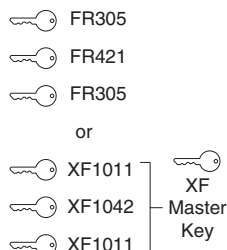
Key specific means that you can specify any key number from FR305 to FR999 (Master keying numbers: XF1001 to XF3000). This option can be used to key all the furniture units in a workstation or department the same.
Tip: Designate the quantity per key number in your specification.
▶ See example at right.

Key consecutive means that you can specify lock numbers in a consecutive order to ensure that no two locks have the same key number until the key sequence repeats. You must select a beginning key number from FR305 to FR999 (Master keying numbers: XF1001 to XF3000).

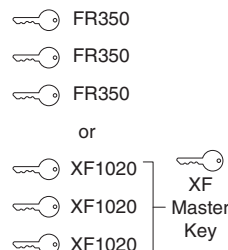
Example of a typical lock cylinder specification is shown below:

10	LOCKFR FR320
5	LOCKFR FR350
15	LOCKXF XF1100
30	Total
1	877102003SR standard lock tool
1	877102002SR master lock tool

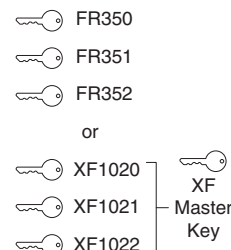
Key Random



Key Specific

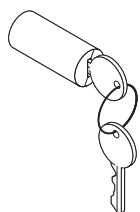


Key Consecutive



For Canadian Pricing
Multiply U.S. Price by the Canadian price factor.
▶ See page 1 for details.

Field-Installed Lock Cylinders



Tip: Lock price is included in price of furniture with locks.

Tip: For replacement lock cylinders, refer to Service Parts.

Standard Includes

- Lock cylinder for use on Steelcase Leadership Solutions products
- Two keys

Required to Specify

- 1 Style number
- 2 Lock finish
9201 Polished Chrome
9250 Ember Chrome
- 3 Options, if selected (see below)

Options	U.S. Price	Required to Specify
Key specific	No cost	Select key number from FR305–FR999.
Key consecutive	No cost	Specify <i>key consecutive</i> and must select beginning key number from FR305–FR999.
Master key random	+\$37 each	Specify <i>master key random</i> .
Master key specific	+\$37 each	Specify key number from XF1001–XF3000.
Master key consecutive	+\$37 each	Specify <i>master key consecutive</i> and must select beginning key number from XF1001–XF3000.

Specification Information

Style Number	U.S. Base Price

FR Series (Standard Keying System)—Lock Cylinder

LOCKFR	No cost

Standard Lock Tool

877102003SR	\$37

XF Series (Master Keying System)—Lock Cylinder

LOCKXF	No additional cost. Price included in price of furniture with master-keyed locks.

Master Lock Tool

877102002SR	\$37

Tip: You can change lock cylinders in the field by using the appropriate lock tool.



For Canadian Pricing

Multiply U.S. Price by the Canadian price factor.

► See page 1 for details.

Style Number Index

Style Number	Page	Description
877102002SR	151	Master Lock Tool
877102003SR	151	Standard Lock Tool
LOCKFR	151	Lock Cylinder
LOCKXF	151	Lock Cylinder
MCKALT1WSC	125	Collaborative Wall-Mounted Wksf
MCKALT1WSPL	121	Personal Parallel Wall-Mounted Wksf
MCKALT1WSPP	121	Personal Perpendicular Wall-Mounted Wksf
MCKBRKFL	135	Foundation Floor Attachment Kit
MCKBRKTFD	134	Foundation Ganging Bracket
MCKBRKTTWR	134	Tower Ganging Bracket
MCKDRWACC	135	Personal Drawer Accessory Package
MCKF1WSC	68	Foundation w/One Collab Wksf
MCKF1WSPL	62	Foundation w/One Parallel Wksf
MCKF1WSPL1WSC		
	108, 110	Found w/One Par Wksf & One Collab Wksf
MCKF1WSPP	56	Foundation w/One Perpendicular Wksf
MCKF1WSPP1WSC		
	100, 102	Found w/One Perp Wsf & One Collab Wksf
MCKF1WSPP1WSPL		
	92, 94	Found w/One Perp Wksf & One Par Wksf
MCKF2WSC	86	Foundation w/Two Collab Wksf
MCKF2WSPL	80	Foundation w/Two Parallel Wksf
MCKF2WSPP	74	Foundation w/Two Perpendicular Wksf
MCKFNWS	116	Foundation
MCKFTS	139	Foundation Top Skin
MCKMMP	135	Monitor Mount Pad
MCKPMFABRIC	127	Fabric Privacy/Modesty Screen
MCKPMGLASS	126	Glass Privacy/Modesty Screen
MCKPOWER2CT	131	Two-Circuit Starter Kit
MCKPOWERADD	132	Jumper Kit
MCKPOWERJB	133	Power Junction Box
MCKUT	137	Tower
MCKUTSFL	129	Tower Shroud, Full Length, Lower Section
MCKUTSHL	129	Tower Shroud, Half Length, Lower Section
MCKUTSMA	130	Tower Shrouds, Monitor Mt Hardware Kit
MCKUTSUFL	128	Tower Shroud, Full Length, Upper Section
MCKUTSUHL	129	Tower Shroud, Half Length, Upper Section

Trademark List

™/® The following is a non-exhaustive list of trademarks and registered trademarks for products of Steelcase Inc. or one of its related corporate entities: Agree, Airtouch, Alight, Amia, Answer, Aspekt, Avenir, Await, B-Free, Ballet, Bassline, Bindu, Bivi, Bix, Bottomline, Brody, Buoy, Cachet, Campfire, Capa, CF Series, CG_1, Chord, Circa, Clipper, Cobi, Collaboration, Convene, Coupe, Cura, Currency, dash, Divisio, Duo, E-Table 2, Edge Series, Elbrook, Elective Elements, Embold, Empath, Everwall, Exponents, Folio, FrameOne, Gesture, Groupwork, Host, Hosu, i2i, Jenny, Kart, Kathryn, Kick, Lagunitas, Leap, Leela, LessThanFive, LiveBack, LiveSeat, Mackinac, Marien152, Max-Stacker, media:scape, Migration, Millbrae, Mineral, Mitra, Montage, Montara650, MoreThanFive, Move, Node, Ocular, Ology, Opus, Paperflo, Passerelle, Player, Pocket, Potrero415, QiVi, Radia, Regard, Relay, Reply, Ripple, Roam, Sarto, Scoop, Sebastopol, Senti Series, Senza, Shortcut, Sidewalk, Siento, Sieste, SILQ, Soffio, Sorrel, SOTO, Steelcase Eclipse, Steelcase Flex, Steelcase Karman, Steelcase Relay, Steelcase Rise, Steelcase Series, Surround, SW_1, Switch, Sync, Tava, Tenor, Think, Thoughtful, Thread, Together, Train, Trees, Turnstone, Umami, Underscore, V.I.A., Verb, Verge, Verlay, Victor2, Visalia, WorkValet, and X-tenz.

™/® The following are trademarks or registered trademarks of AMQ Solutions, LLC: 3F, Activ, Amobi, Bixby, Bodi, Cluvo, Concur, Embank, FL-X, Iline, Jaku, Kinex, Personality Plus, Revi, S-Series, Siya, Tektis, Tizu, Uptake, and Zilo.

™/® The following are trademarks or registered trademarks of Orangebox Ltd., Cardiff, UK: Air3, Aspect, Avi, Away from the Desk, Border, Campers & Dens, Coppice, Cubb, Kirm, On the QT, Ramsey, Skomer, Sully, Track-B, and Vale.

™/® The following are trademarks or registered trademarks of Viccarbe Habitat, S.L.: Aleta, Cambio, Designed in The Sun, Foro, Funda, Holy Day, Kelly, Last Minute, Noha, Savina, Sistema, Sistema, Viable, and Wrapp.

® The following are registered brands of Steelcase Inc. and its family of companies: Steelcase, AMQ, Coalesse, Designtex, Halcon, Orangebox, Smith System, and Viccarbe.

® The following registered trademarks are under license from AWI Licensing Company, Dover, DE: SoundScapes, DuraBrite, BioBlock, and Armstrong.

® The following registered trademarks are under license from Byrne Electrical, Rockford, MI: Interport, Mini-Port, Axil Z, and Ellora.

® The following is a registered trademark of DuPont, Wilmington, DE: Corian.

® The following is a registered trademark of Genlyte Thomas Company, Louisville, KY: Lightolier.

® The following is a registered trademark of Hilti Corporation, FL-9494 Schaan, Principality of Liechtenstein: Hilti.

® The following is a registered trademark of Leviton Manufacturing Company, Little Neck, NY: Decora.

® The following is a registered trademark of Mechanical Plastics Corp, Elmsford, NY: Toggler.

® The following is a registered trademark of Microsoft Corporation, Redmond, WA: Microsoft.

® The following are registered trademarks of Orangebox Ltd., Cardiff, UK: Orangebox.

® The following is a registered trademark of Panduit Corporation, Lockport, IL: Panduit.

® The following is a registered trademark of Trav (Press), Cuneo, Italy: Assisa.

® The following is a registered trademark of Virtual Ink, Boston, MA: mimioActive.

® The following registered trademarks are under license from Wilkhahn Furniture Products: Avera, Senzo, Versal, and Wilkhahn FS.

® The following are registered trademarks of Polyvision Corp: Flow, Motif, Polyvision, Sans, and Serif.

® The following is a registered trademark of Wilsonart International, Temple, TX: Chemsurf.

® The following is a registered trademark of Wiremold, West Hartford, CT: Wiremold.

® The following is a registered trademark of EMU Group S.P.A., Perugia, Italy: EMU.

® The following is a registered trademark of Security People, Inc.: Digilock.

® The following are registered trademarks of Natural Capital Partners Europe Limited: CarbonNeutral and the CarbonNeutral Certified logo.

™ The following is a trademark of Microsoft Corporation, Redmond, WA: Windows.

™ The following is a trademark of Rodman Industries, Inc., Oconomowoc, WI: ResinCore1.

™ The following is a trademark of Ultrafabrics, LLC, Elmsford, NY: Ultraleather.

™ The following trademarks are under license from Wilkhahn Furniture products: Cana, Linus, Logon, Picto, Range, Stitz, Thema, Timetable, and Tubis.

™ The following trademarks are under license from Walter Knoll: Andoo, Bob, Lazlo, Lox, Ribbon, and Together.

™ The following trademarks are under license from PP Mobler: Bar and Flag Halyard.

™ The following trademarks are under license from Carl Hansen: Elbow, Paddle, Shell, Wing, and Wishbone.

™ The following trademarks are under license from Cambridge Sound Management, LLC Cambridge, MA: QtPro Soundmasking, Qt Quiet Technology, and Sonet Qt.

™ The following is a trademark of Electri-Cable Assemblies, Shelton, CT: Interact.

™ The following is a trademark of Clestra Hauserman: IRYS.

™ The following is a trademark of Wiesner-Hager Möbel GmbH: Nooi.

™ The following are trademarks of Polyvision: Accord, a3, e3, Boundri, and Nota.

™ The following is a trademark of Bostock Company, Inc: SnapCab.

™ The following is a trademark of Williams-Sonoma, Inc: West Elm.

™ The following is a trademark of Elena Marquina Testor: nanimarquina.

™ The following is a trademark of Forbo International SA: Forbo.

Trademarks used herein are the property of Steelcase Inc. or their respective owners.