

Supporting the Evolving Library

**New Steelcase
research helps
library leaders
meet diverse
learning needs
and empower
all users for
success.**

04 | The Evolving Library

08 | Design Principles

12 | Socialize

20 | Create

28 | Explore

38 | Guide + Advise

48 | Focus

56 | Collaborate

68 | Work

How to Use This Booklet

Steelcase researchers conducted new library research, which included campus visits, librarian and student interviews, an academic leaders roundtable, ethnographic observation, student-directed research and post-occupancy evaluation studies.

Use this booklet to review the research highlights and understand how new design principles and a zoning framework can help create a mix of learning spaces within the library. Focus on the behaviors most meaningful to your current and upcoming projects.

The Evolving Library

For many higher education institutions, libraries have been the beating heart of their campus: a central, essential place for individual scholarship.

Over time, they've progressed into places where undergraduates, graduate students and faculty come together to learn, collaborate and engage in community.

External factors continue to place demands on libraries to support a variety of audiences and activities.

- Students (and their parents) want exposure to relevant technologies and experiences.
- Learning is becoming more student driven with a mix of traditional, online and blended learning models. Faculty work involves different activities, pedagogies and tools than it has in the past.
- Businesses and communities are looking to leverage university resources to train and upskill adult learners.

As schools respond to these changing expectations, a new purpose has begun to emerge: the library as a vital resource center that connects students and faculty to one another, to librarians and to information.



The evolving library builds upon the functions and capabilities of traditional libraries.



Insights

In order to further understand how libraries and learning commons can better support users today and into the future, Steelcase performed a wide-ranging study of people and spaces across the country. Through a combination of campus visits, librarian and student interviews, an academic leaders roundtable, ethnographic observation, student-directed research and post-occupancy evaluation studies, four key insights were uncovered.



1

Libraries are a catalyst for evolution.

Libraries are expanding services and offerings as they move from being a place where people come only to research to a place they choose to visit because they feel more productive or want to be near friends and colleagues.

2

Libraries are interdisciplinary, inclusive + inspiring.

Serving the most diverse student bodies ever, libraries need to support immersive scholarship without feeling inaccessible. All users should find the library to be a safe neutral ground where everyone is a learner and even students can be teachers.

3

Libraries are at the intersection of scholarly, social + emotional needs.

Libraries are increasingly becoming a gathering spot where students can develop across multiple dimensions. In addition to building cognitive skills, students can practice personal and interpersonal skills such as resilience, collaboration, empathy and more. Additionally, libraries can support student wellbeing.

4

Libraries are adaptable, scholarly spaces that need to support a rhythm + range of learning.

There is a cadence to learning that shifts throughout the academic year, and libraries need to be able to flex to support a range of needs: focus and interaction, individual and group work, socializing and rejuvenation.

Design Principles

Libraries have traditionally been defined by the objects they held: books on shelves. More and more, they're being defined by the range of activities that happen inside them.

Steelcase identified three design principles that support the full range of student, faculty and community learning. These principles recognize that spaces best support people when they are designed as a holistic, integrated system, so it's important to leverage the entire floor plan as a connected system of learning environments.



Connect + Collaborate

Beyond traditional independent study, libraries need to offer spaces that help students and faculty connect and collaborate with each other and with new ideas and thinking.

- Optimize adjacencies
- Support social learning
- Plan for informal + formal learning
- Design for creativity + sharing
- Support changing pedagogies



Discover + Support

Centrally located resources and easy access to tools and technology provide opportunities for individual discovery and personal support. Thoughtfully considered adjacencies can help people discover new areas of the library.

- Provide opportunities for exploration
- Help students + faculty navigate
- Guide + advise students
- Provide clear access to resources
- Remove barriers to technology



Focus + Be Productive

Help students find focus and optimize productivity with high-performing, comfortable work and study spaces. Consider varying degrees of privacy and support for multiple postures to help people find the space that works best for them.

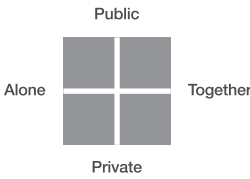
- Optimize performance in work + study spaces
- Create spaces to concentrate + focus
- Plan for comfort, security + wellbeing
- Empower people with choice + control
- Plan flexibility for changing needs

A Planning Framework

Consider planning library spaces to support a range of behaviors across the following zones:

- Public/alone
- Public/together
- Private/alone
- Private/together

Whether a space is new or renovated, adjacencies and planning for technology are crucial in practically every setting. Visual and acoustical privacy requires careful consideration.



Socialize
Create
Explore
Guide + Advise
Focus
Collaborate
Work





Socialize

Social spaces need to create an inviting atmosphere for studying and informal collaboration.

Information Center

Outdoor Learning Commons

Learning Commons Social Café

Information Center

An information center near the library entrance promotes comfort, security and wellbeing with upholstered seating, digital wayfinding, views to the outside and natural plants.


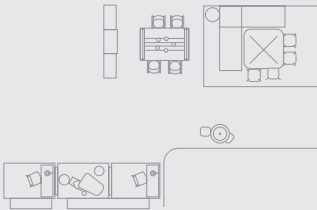
Socialize



- 1 In front of a row of planters, this lounge with large work surface creates a shielded space for students to gather for a quick meeting or information exchange.
- 2 Digital information boards share campus activities and wayfinding for social, collaborative and quiet zones across the building.
- 3 The café table serves as a quick touchdown space to meet with peers.
- 4 A small enclosed area to the right can be used for a private meeting or phone call.

FEATURED PRODUCTS

- | | |
|------------------------|------------------------------|
| Coalesse Wrapp™ Chairs | Coalesse Lagunitas® Table |
| Coalesse Lox™ Stools | Coalesse Enea Lottus™ Tables |
| West Elm® Mesa Lounge | Flos® Aim Pendant Lights |



Outdoor Learning Commons

Outdoor spaces, especially in mild climates, can provide additional room for students to connect with peers, study and even take a moment to refresh and rejuvenate.

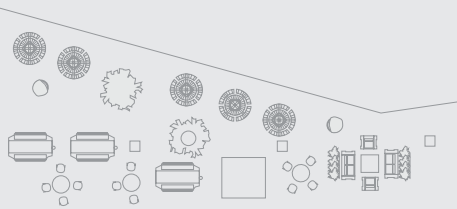



- 1 Overhead shielding from the sun and elements makes it easy to work productively outside.
- 2 Abundant planters connect users with nature and create boundaries between settings.

Fresh air, lush greenery and natural lighting can re-energize, increase productivity and improve wellbeing.

FEATURED PRODUCTS

- Coalesse Emu Ivy™ Sofa
- Extremis® Hopper Tables
- Extremis Pantagruel Tables
- Coalesse Emu Heaven™ Tables and Chairs
- Steelcase Regard® Planters



Learning Commons Social Café

This learning commons café, placed at an intentional crossroad in the library, promotes planned and serendipitous encounters with peers and professors.



- 1 Open study tables create a casual space conducive to socializing and diffuse focus and study activities for individuals, small teams and larger project groups.
- 2 Shielded lounge areas allow for semi-private study or socializing for small groups.
- 3 A variety of chairs offers different seated and lounge postures; a mix of materiality adds personality in the space.
- 4 A nourishment bar and indoor plants create a respite space for getting coffee with others or taking a few minutes to reflect.

With easy access to colleagues, nourishment and places to rest the mind, people can restore brain energy and gain new perspectives.

FEATURED PRODUCTS

- Steelcase Node® Chairs

Viccarbe® Aleta Chairs

Viccarbe Maarten Chairs

West Elm Slope Chairs

Orangebox® Track-B

Coalesse Lagunitas Lounges and Screens
- Viccarbe Trestle Benches

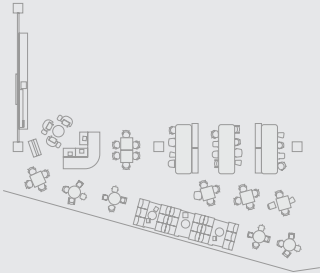
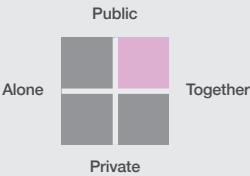
Coalesse Montara650® Tables

Coalesse Potrero415® Tables

Steelcase Thread™

Portable Power Distribution

Flos Smithfield Pendant Lights





Create

Creative thinking involves multiple cognitive states. Creative spaces need to support the full creative process of think, make and share.

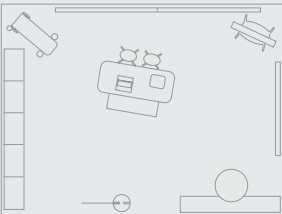

Ideation Space

Makerspace + Fab Lab

Multipurpose Pitch + Gallery Space

Libraries need to support creating, communicating, critical thinking and collaboration activities.

- 1 Combined seating and storage on the left wall provides a place for personal belongings and for passersby to observe or briefly join in on ideation.
- 2 Analog and digital thinking can be captured on a variety of mobile and wall-mounted whiteboards and fixed and mobile digital displays.
- 3 A standing-height table with an open circulation path makes it easy to think and seamless to connect with ideas and project artifacts.



Ideation Space

Along a corridor, thinking and sharing activities are encouraged in this open alcove that welcomes quick drop-ins from other students or faculty.



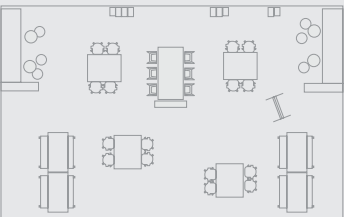

FEATURED PRODUCTS

- | | |
|------------------------------------|--------------------------------------|
| Coalesse Enea™ Stools | Polyvision Motif™ Whiteboards |
| Steelcase B-Free® Beam | Steelcase Verb® Personal Whiteboards |
| Steelcase Universal Storage | Steelcase Flex Markerboards |
| Orangebox Border Table and Seating | Steelcase Roam Mobile Stand |

- 1 Open storage allows access to tools, equipment and prototyping materials. Different table heights promote multiple postures.
- 2 Whiteboards and standing-height tables can be used to share ideas with peers, display prototypes, gather feedback, have new thoughts and prototype again.
- 3 The corner lounge area creates a respite space for diffuse attention and thinking. Users might read or write ideas on the paper-topped tables.

Makerspace + Fab Lab

This dedicated makerspace invites collaboration and facilitates easy transitions between the three creative behaviors: think, make and share.



FEATURED PRODUCTS

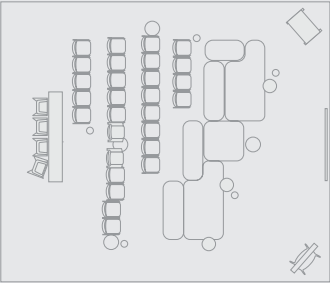
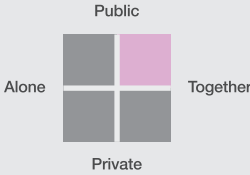
Turnstone Scoop Stools
Steelcase Node Stools
Turnstone Buoy® Ottomans
Turnstone Campfire®
Lounge and Paper Tables

Turnstone Bivi®
Depot Open Storage
Smith System® Planner Studio
Table and Benches
Smith System Planner Studio
Tables and Mobile Whiteboard

Steelcase Verb
Personal Whiteboards
Polyvision Motif Whiteboards

The creative process needs flexible spaces that can be arranged for formal presentations or informal sharing among peers or with faculty.

- 1 Flexible, easy-to-move seating supports stadium-style seating for larger-scale sharing.
- 2 Chairs are stackable when not in use, to allow for more open space. Benches are detachable and can be grouped in multiple ways.
- 3 A gallery along the back wall provides display space for student and faculty projects, from artwork to research posters.
- 4 Projection capabilities enable digital sharing, while whiteboards can be used for more organic and analog discussion.



Multipurpose Pitch + Gallery Space

This multipurpose pitch and gallery space emphasizes sharing behaviors in the creative process. Sharing can be informal or formal, depending on the need. The space can be used for larger groups and community gatherings, too.



FEATURED PRODUCTS

Steelcase Max Stacker® III
Chairs
Turnstone Scoop Stools
Vicarbe Common
Tables and Bench

Turnstone Campfire Slim
Standing-height Table
Steelcase V.I.A.® Modular Walls
Steelcase Verb Mobile Easel and
Personal Whiteboards



Explore

Today's students need spaces to explore and engage with emerging technologies.

Virtual Experience Space

Coding Lounge

Gaming Room

Mixed Reality Lab

Virtual Experience Space

This virtual experience space, defined by post and beam architecture within a larger open floor plan, invites others to observe and experience new technologies.

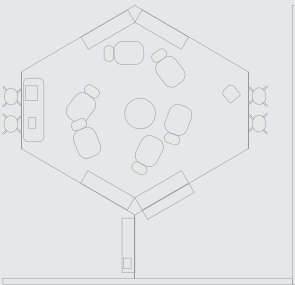



- 1 Dual swivel chairs allow people to safely engage with virtual reality headsets while being fully immersed in 360-degree movement.
- 2 Overhead monitors offer an opportunity for peers to observe the participant's experience and create a more social experience with immersive technology.
- 3 Open storage holds tech accessories and personal belongings, keeping the floor open for easy movement.
- 4 Whiteboards create a sense of boundary and capture small group discussion and ideation.

Students can participate in immersive experiences with faculty and peers nearby.

FEATURED PRODUCTS

- Steelcase i2i® Chairs
- Turnstone Bivi Depot Storage
- Steelcase Node Stools
- Steelcase Flex Tables
- Steelcase B-Free Lounges
- Steelcase Post and Beam Architectural Framework



Coding Lounge

A coding lounge serves as a multipurpose space for students to gather, brainstorm, work independently and review in small groups.

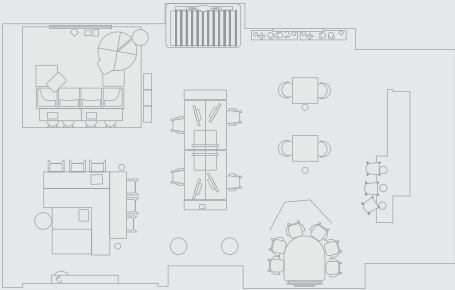
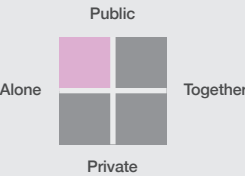


FEATURED PRODUCTS

- | | |
|----------------------------|-------------------------------|
| Steelcase Series® 1 Chairs | Turnstone Bivi Table |
| Coalesse Enea Café Stools | Turnstone Campfire Slim Table |
| Turnstone Scoop Stools | Turnstone Campfire Big Tables |
| Turnstone Alight® Ottomans | Orangebox Air3 Pod |
| Steelcase B-Free Lounges | Steelcase Thread |
| Steelcase Elective | Portable Power Distribution |
| Elements® Shelf | Turnstone Campfire Big Lamp |

- 1 The workbench (background) can be used for individual or paired programming.
- 2 For group projects, the lounge areas can be used for standup meetings or project reviews.
- 3 Socializing and rejuvenation can occur in the collaboration lounge areas, enclosed breakout area at left (pod) or open area (table and chairs at right in background).
- 4 Nourishment, in the form of a coffee bar, is available in the back.

Students can work in community while developing new skills.



Gaming Room

This multipurpose gaming room might serve as a coding lounge or classroom during the day, and social gaming room at night or on the weekend.

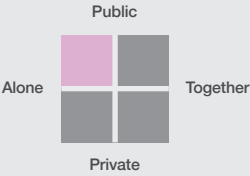
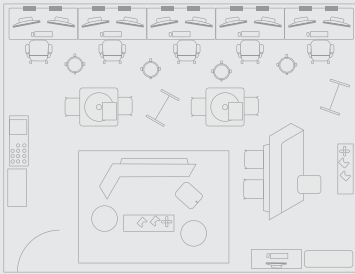
Explore



- 1 Students can work or play together using shared monitors and wireless controllers in the settings in the central foreground.
- 2 The observation space behind the lounge (with stools) can be another space for participants or for observers.
- 3 Small rolling ottomans allow others to collaborate shoulder-to-shoulder rather than kneeling on the floor.
- 4 Snacks and beverages are easily available at the coffee bar.


FEATURED PRODUCTS

- | | |
|--------------------------------|---------------------------------|
| Steelcase Series 1 Chairs | Steelcase Currency® Storage |
| Steelcase Verge™ Stools | Turnstone Campfire Slim Table |
| Blu Dot® Between Us Stools | Turnstone Campfire Skate Tables |
| Orangebox Sully Ottomans | Steelcase Groupwork® Tables |
| Steelcase media:scape® Lounges | Steelcase Verb Tables |



Mixed Reality Lab

In this room, students and faculty can safely explore new and immersive technologies, including 360-degree, virtual reality and augmented reality experiences.



FEATURED PRODUCTS

Orangebox Skomer Chairs

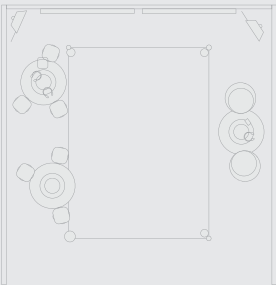

Coalesse Lox™ Stools

Steelcase Post and Beam
Architectural Framework

Coalesse Montara650 Tables

- 1 Users can move around safely within the defined space.
- 2 Observation tables allow peers to be nearby and create a space for review and debriefing.

The library is an incubator for new learning experiences and environments.





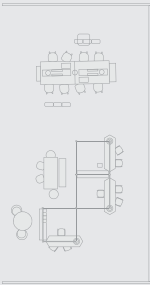

Guide + Advise

Libraries need new ways to make resources visible to students.

Knowledge Market
Private Tutoring
Tutoring Center
Graduate Student Hub

Students, librarians or faculty may staff the Knowledge Market at different hours and be available to answer quick questions.

- 1 Power integrated into the post and beam architecture makes it easy to keep personal devices powered.
- 2 Open storage keeps reference materials easily accessible.
- 3 Writable surfaces create space division and allow for ad-hoc instruction and collaboration.
- 4 To the left of the Knowledge Market, private enclaves offer space for more in-depth one-on-one work.



Knowledge Market

This open Knowledge Market serves as a central space for connecting students to peer, faculty and library resources.

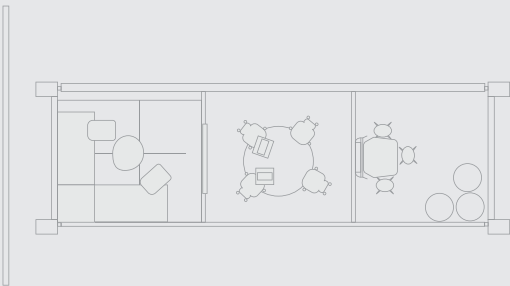
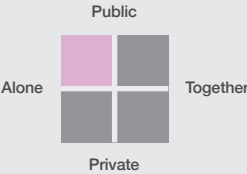


FEATURED PRODUCTS

- Coalesse Enea Lottus Stools
- Steelcase Post and Beam Architectural Framework

Each setting supports side-by-side collaboration.

- 1 At left and center, horizontal surfaces provide space for laptops and note-taking.
- 2 At center and left, digital displays allow easy sharing of work for review and consultation.
- 3 Lounge seating at right offers a comfortable space for informal brainstorming and idea generation.



Private Tutoring


For longer tutoring sessions, enclaves offer acoustical privacy and a place to review progress and work out challenges with research or assignments.



FEATURED PRODUCTS

- | | |
|--------------------------|----------------------------------|
| Steelcase SILQ™ Chairs | Coalesse Potrero415 Table |
| Coalesse Enea Stools | Coalesse Free Stand Table |
| West Elm Mesa Sofa | Steelcase media:scape Kiosk |
| Orangebox Sully Ottomans | Steelcase RoomWizard® Scheduling |

- 1 The lounge setting (left) and high-top tables (back left) offer space for more informal reviews.
- 2 Tables with large monitor displays allow work to be digitally projected with space for 1:1 or small group consultation.
- 3 Booths at right offer more shielded privacy in the open plan for 1:1 consultation. Monitors are available if needed.
- 4 Books and reference materials are available in the open storage at right.



Tutoring Center

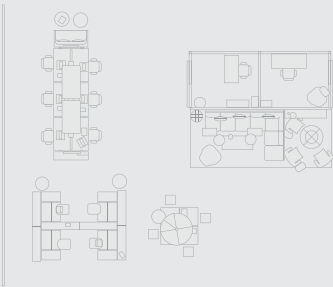
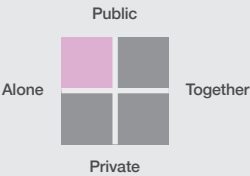
In this open tutoring area, students can work in formal and informal settings.

FEATURED PRODUCTS

- | | |
|--------------------------------------|--|
| Steelcase Node Chairs | Steelcase Verb Active Media Tables |
| Steelcase Regard Lounges | Smith System Planner Studio Whiteboard |
| Coalesse Lagunitas Lounge and Tables | |
| Turnstone Bivi Depot Storage | |

A shared space within the department builds identity and promotes informal connection.

- 1 Informal meeting spaces allow graduate students and faculty to connect. The screen creates privacy in the open plan.
- 2 The open bench provides space for quick touchdown work.
- 3 Floor lamps and pendants create shelter and define different meeting areas.
- 4 Books and reference materials are available in the open storage at the back.



Graduate Student Hub

A graduate student hub provides space for work, informal socializing and discussion.



FEATURED PRODUCTS

- | | |
|------------------------------|------------------------------|
| Steelcase i2i Chairs | Turnstone Clipper™ Screen |
| Coalesse Enea Lottus Stools | Turnstone Bassline® Table |
| Steelcase B-Free Lounges | Turnstone Campfire Big Table |
| Coalesse Davos™ Bench | Turnstone Campfire Big Lamp |
| Turnstone Bivi Depot Storage | |

WEST WING
H-330 Greenhouse Classroom
H-331 Green Room
H-332 Lakeland Health Clinic
H-333 Education Center
H-334 Classroom

Focus

Focused work spaces need to provide for individual comfort and aid concentration.

Touchdown Focus

Quiet Focus

Shielded Focus

Touchdown Focus

In this new imagining of the traditional library reading room table, people can engage in independent focused work while in community with other scholars.

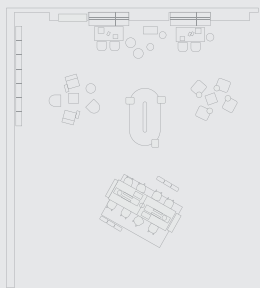
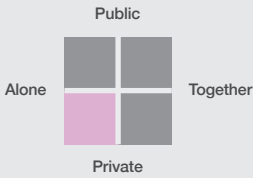


FEATURED PRODUCTS

- Coalesse Massaud Chairs
- Coalesse Davos Bench
- Steelcase FrameOne® Table
- Extremis Sticks Space Dividers
- Polyvision Flow™ Whiteboards

- 1 Integrated power at the desktop keeps laptops and personal devices working during longer sessions.
- 2 Conference chairs are adjustable and provide ergonomic comforts for individual users.
- 3 Space dividers create privacy and shielding to promote concentration.
- 4 Whiteboard surfaces in the adjacent café area provide a space for users to step away for conversation or to work out ideas.

One of the powerful attractions of libraries is the unique pleasure of being alone, in a quiet place, while simultaneously being in a public place associated with scholarship.



Quiet Focus

Many people prefer limited distractions for intense focus work. Shielded work areas can be used throughout an open floor plan and eliminate the need for building more expensive individual rooms.

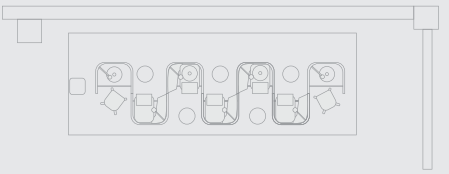
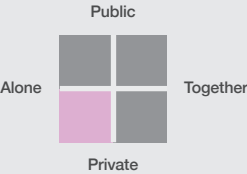


FEATURED PRODUCTS

- Steelcase Node Chairs
- Steelcase Brody™ WorkLounges
- Steelcase Brody Desks
- Steelcase dash® Lamps

- 1 Whether at a task or lounge posture, this setting offers space to retreat and focus.
- 2 Screens are intentionally placed: desk users have limited visual distraction, while the lounge seats are shielded to create enclosure while still optimizing the view.
- 3 The work lounge creates a comfortable micro-environment by integrating power, ergonomic comfort, personal storage and lighting.
- 4 Views to the outdoors, on the back side of this setting, promote wellbeing by providing people with a connection to nature.

Designed with acoustic and visual boundaries, these settings support a range of user preferences for focused work.



Shielded Focus

These individual study spaces deliver a high degree of performance and wellbeing for deep-focus study sessions.

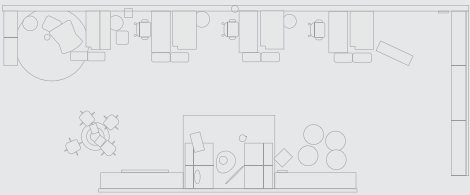



FEATURED PRODUCTS

- | | |
|--|--|
| Coalesse Wing™ CH445 Chair | Sagegreenlife Verdanta Flourish Living Walls |
| Steelcase Series 1 Chairs | Extremis Sticks Space Dividers |
| Steelcase Migration™ Height-Adjustable Desks | Steelcase Thread Portable Power Distribution |
| West Elm Greenpoint Bookcase | Steelcase SOTO™ Mobile Caddies |
| Turnstone Campfire Skate Table | |

- 1 Study carrels are re-imagined with living plant walls and shielded space dividers, height-adjustable work surfaces and mobile caddies for personal belongings.
- 2 Ergonomic task chairs and height-adjustable work surfaces can be easily tailored to individual preferences.
- 3 A shielded reading area with lounge seating, personal table and access to power promotes shallow-focus work.
- 4 The café table and stools offer space for quiet conversation.

In addition to the new experiences libraries are offering, there continues to be a need for serious, focused work and study.





Collaborate

Increasingly, academic curricula are based on collaborative and group projects that generate collective intelligence.

Drop-In Space

Design Thinking Space



Project + Meeting Spaces

Active Learning Studio

LearnLab

Digital and analog content sharing enables effective collaboration.

- 1 People can pin artifacts on the screen, display ideas on the monitor or write on the whiteboard.
- 2 Power is integrated into the table to keep personal devices charged for longer working sessions. The mobile technology display can be moved closer to the table or farther away for standing collaboration.
- 3 Ottomans at the end of the table invite drop-by visitors for ad-hoc brainstorming.
- 4 Markerboards and screens create a sense of shielding and privacy in the open plan.



Drop-In Space

Adjacent to a Learning Commons café, this collaborative area provides a place for people to connect casually and productively.



FEATURED PRODUCTS

Vicarbe Maarten Chairs
Blu Dot Hecks Ottomans
Blu Dot Puff Puff Bench
Coalesse Potrero415 Table

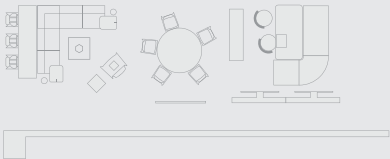
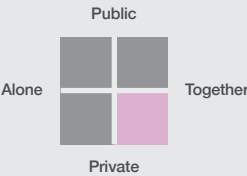
Steelcase Flex Markerboards
Steelcase media:scape Collaborative Technology
Blu Dot Laika Light

Collaborate

- 1 Adjacent to student pathways, this space invites participation in generative and evaluative work.
- 2 The shielded lounge area, with multiple markerboards, serves as a brainstorming space. Peers and faculty can join at the standing-height table.
- 3 More formal reviews and presentations can be displayed on the large monitor.
- 4 The workwall provides space to store materials and creates a sense of boundary.

Design Thinking Space

This open space encourages the building of shared intelligence, particularly for design-thinking projects like inventing processes or developing experiences.

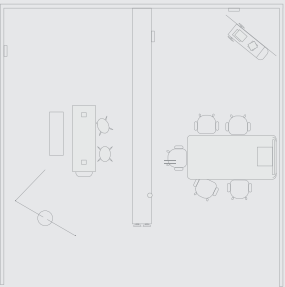



FEATURED PRODUCTS

- Coalesse Montara Stools
- Coalesse Enea Lottus Stools
- Steelcase Umami® Lounge
- Steelcase Currency Workwall
- Coalesse Potrero415 Table

- Turnstone Campfire Big Table
- Steelcase Thread
- Portable Power Distribution
- Steelcase Flex Markerboards

- 1 Large writable surfaces make it easy to express and share ideas.
- 2 A standing-height table and stools allow for easy transitions between personal technologies and analog brainstorming.
- 3 Positionable whiteboards offer shielding and additional space for capturing ideas.
- 4 People can work shoulder-to-shoulder, co-creating and evaluating group work.



Project + Meeting Spaces

Small groups and teams can use these rooms for project work, study sessions and informal learning.

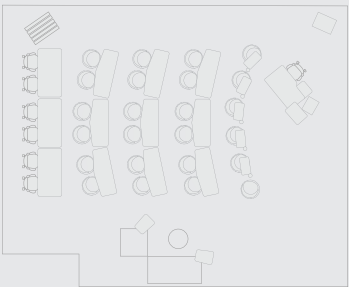
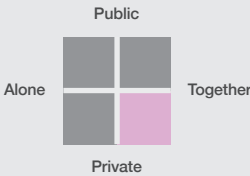
FEATURED PRODUCTS

- Steelcase Series 1 Chairs
- Coalesse Enea Stools
- Steelcase B-Free Beam Bench and Table
- Steelcase Groupwork Table
- Polyvision Flow Whiteboards

- Steelcase Flex Markerboards
- Steelcase media:scape Mini Collaborative Technology
- Steelcase Room Wizard Scheduling System

Mobile furniture facilitates easy shifts between lecture, small group discussion and testing modes.

- 1 Stadium seating, with a mix of standard- and stool-height tables, allows for multiple postures and maintains clear sightlines to the instructor.
- 2 A chevron table shape creates soft arcs to enhance large group discussion and makes it easier to see peers.
- 3 Chairs with casters and swivel capabilities allow students to follow discussion, and maintain eye-to-eye contact, no matter where the instructor stands.
- 4 Lounge seating offers an alternative seating option with space for 1:1 or small group interaction before or after class.



Active Learning Studio

Not all groupwork is self-directed by students. Within the library, librarians may teach classes or schools may use active learning spaces as a shared resource across multiple departments.

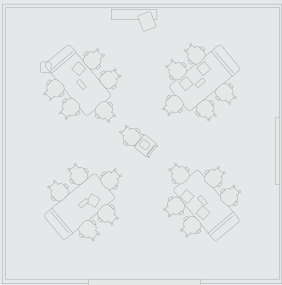



FEATURED PRODUCTS

- | | |
|--------------------------------|--------------------------------|
| Steelcase Node Chairs | Turnstone Campfire Skate Table |
| Turnstone Campfire Lounge | Steelcase Thread |
| Steelcase Verb Flip-Top Tables | Portable Power Distribution |
| Turnstone Campfire Paper Table | Steelcase Verb Whiteboards |

Cultivating student engagement requires more active participation, with tools that are accessible and convenient for all.

- 1 Students can easily transition from whole group discussion to small group breakout without needing to move.
- 2 Swivel chairs enable eye-to-eye conversation with all classmates.
- 3 Monitors can be raised or lowered for seamless transitions between discussion, presentation and group modes.
- 4 A mobile cart for the instructor encourages healthy movement throughout class time, positioning the teacher as guide, rather than up-front lecturing; this layout allows discussion to be student-led.



LearnLab

This lab-style classroom is optimized for technology sharing. Triangulation allows clear sightlines to digital content and eye-to-eye interactions.



FEATURED PRODUCTS

- Steelcase SILQ Chairs
- Steelcase Pocket® Mobile Cart
- Coalesse Davos Bench
- Steelcase Verb Active Media Tables
- Polyvision Flow Whiteboard



Work

University faculty and library staff need space to work and interact with their peers, away from the areas where they're providing services.

Staff Space
Faculty Offices
Graduate Student Spaces
Tech Support + Resource Hub

Staff Space

This flexible staff space has areas for individual focus work and team collaboration.



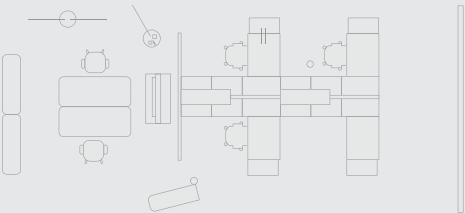
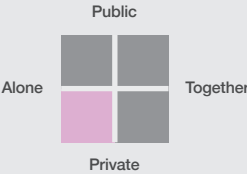
FEATURED PRODUCTS

Steelcase Gesture® Chairs
Steelcase Series 1 Stools
Steelcase Flex Tables
Steelcase Ology™
Height-adjustable Desks
Steelcase Answer® Panels

Steelcase Universal
HD Storage Towers
Steelcase Flex Markerboards
Coalesse Exponents®
Mobile Media Display

- 1 A collaborative space with standing-height tables and stools can be easily configured for brainstorming, peer reviews or small group meetings.
- 2 Mobile digital displays and a variety of whiteboards and stands can be arranged to express ideas or create additional privacy.
- 3 Individual focus areas (which may be assigned or available for hoteling) include height-adjustable surfaces for longer work sessions.
- 4 High-density storage, which pulls out for additional shielding, offers a place for belongings and a perch for visitors.

Faculty and staff are being asked to work more collaboratively, and need spaces that encourage generative and evaluative work.



Faculty Offices

This space could function as a faculty office area or a department hub. A variety of settings gives users choice and control over where to work, based on the task at hand.

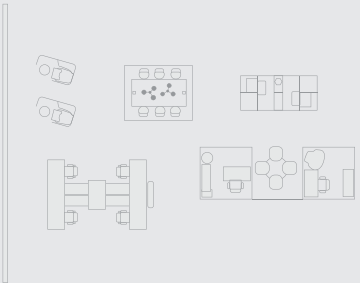
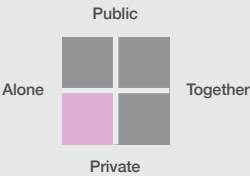


- 1 This area is zoned to promote interactions near the entrance, with quieter, more private zones in the back.
- 2 Storage in the lounge area also serves as space division. Boundary screens create additional privacy in the open plan.
- 3 Reservable enclaves offer acoustically private work spaces for focus and respite.
- 4 This collaborative standing-height table allows for impromptu meetings and serves as a place to touch down between meetings or classes.

Meet the needs of faculty with a variety of open spaces and enclosed rooms of various sizes and functions — large and small, casual and tech-enabled, public and private.

FEATURED PRODUCTS

- Coalesse Montara650 Stools
- Steelcase Umami Lounges
- Steelcase Elective Elements® Storage
- Coalesse Lagunitas Personal Table
- Turnstone Campfire Big Table
- Flos Aim Lighting



Graduate Student Spaces

In this area, graduate student spaces for work and socializing are co-located near private faculty offices, with easy access to shared resources.


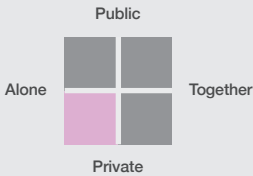
Work



- 1 Adjacencies are optimized to enhance interaction between graduate students and faculty.
- 2 Enclaves can be used for 1:1 interactions or private conversations.
- 3 A café table, adjacent to shared storage, provides a place for quick social interactions.
- 4 In the desk area, canopies and screens create space division and encourage focused, heads-down work.

FEATURED PRODUCTS

- Steelcase Think® Chairs
- Coalesse Last Minute™ Stools
- Turnstone Bivi Desks
- Steelcase Universal Laminate Files
- Turnstone Simple Table
- Steelcase Regard Planters



Tech Support + Resource Hub

This resource hub, located in an open enclave, provides access to materials, printers and technical support.

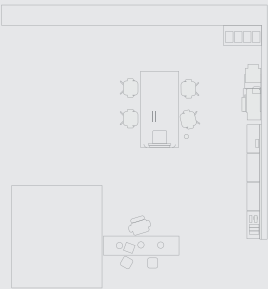
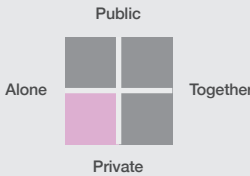


FEATURED PRODUCTS

- | | |
|-------------------------------|--|
| Coalesse Enea Lottus Stools | Steelcase Flexframe® Workwall |
| Steelcase Think Stool | Steelcase media:scape Collaborative Technology |
| Steelcase Cobi® Stools | Blu Dot Trace Pendant Lighting |
| Turnstone Campfire Big Tables | |

- 1 The standing-height table and stools make it easy to receive assistance or check out shared tools and technologies.
- 2 Shared resources are easily accessible on the workwall adjacent to the printer.
- 3 A shrouded monitor allows for longer collaboration and problem-solving sessions. More technical resources and reference materials are located along the back wall.

A dedicated tech support hub serves faculty and staff, away from students.



About Steelcase Education

At Steelcase, we believe in empowering all people involved in education. We engage students and activate spaces to support the learning experience. Our industry-leading active learning products, relevant research and comprehensive consulting contribute to proven, positive outcomes in the areas of critical thinking, creativity and collaborative learning.

As a global partner, we are committed to bringing lasting value to our customers. This commitment begins with our quality products and extensive warranties, which lead the industry. We work with you and our dealer partners through every step of the process, taking care of every detail, and our services and capabilities provide the support you need whenever you need it.

Contact your
Steelcase Education
representative
to learn more or
to schedule a
consultation.





Call 1-888-steelcase or visit SteelcaseEducation.com



facebook.com/Steelcase



twitter.com/Steelcase



youtube.com/SteelcaseTV

20-0000071 ©2020 Steelcase Inc. All rights reserved. All specifications subject to change without notice.
Trademarks used herein are the property of Steelcase Inc. or of their respective owners.