



IM#: 15-0013047

Sieste™
sleeper seating

Steelcase
HEALTH



IM#: 15-0013049 | SM: SIESTE SLEEPER WITHOUT ARMS AND OUTSIDE POSITION LEGS (DESIGNTEX CROSSWIND WAVE, STEELCASE STAND IN ATLANTIS SEAT, CLEAR MAPLE); MITRA ROUND DRUM TABLE (CLEAR MAPLE)

Keeping Family Close

Family and friends can stay near their loved one with the smart Sieste™ Sleeper. By offering a comfortable place to rest with a quick and easy conversion, this sleeper encourages visiting family members to feel welcome as active partners in their loved one’s care.

This sleeper is part of the Sieste collection that includes a lounge chair, loveseat, sofa, bariatric lounge and coordinating tables. All provide comfortable support with a clean, simple design profile.

INSIGHT

Having supportive family or friends nearby can reduce anxiety for patients and help them receive important care information from clinicians. To suit a variety of users and spaces, overnight accommodations should be easy to use and flexible in configuration.



IM#: 15-0013048



IM#: 15-0013050

Always Inviting

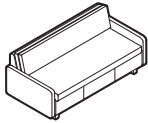
The Sieste Sleeper provides separate surfaces for sitting and sleeping – without challenging mechanisms.

Space Saver

Available in three standard lengths, with two leg positions, and with or without arms, the Sieste Sleeper can be customized to fit into small spaces. A large drawer gives convenient storage.

STATEMENT OF LINE

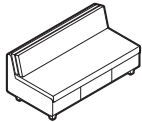
DIMENSIONS



Sleeper
with arms

Overall depth	35"
Overall width*	82"/86"/90"
Overall height	33"
Seat depth	21"
Seat width	76"/80"/84"
Seat height	17"
Back height	16"
Arm height	23"
Sleep surface	32"D x 76"/80"/84"W x 21"H

*Custom widths also available in one-inch increments.



Sleeper
without arms

Overall depth	35"
Overall width*	78"/82"/86"
Overall height	33"
Seat depth	21"
Seat width	76"/80"/84"
Seat height	17"
Back height	16"
Arm height	23"
Sleep surface	32"D x 76"/80"/84"W x 21"H

*Custom widths also available in one-inch increments.

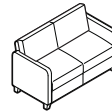
FEATURES AND BENEFITS

- Frame constructed from durable hardwoods
- Optional bolster adds support and visual interest
- Available with two front locking and two rear non-locking casters as an option
- Zippers and Velcro® closures allow covers and components to be field replaceable

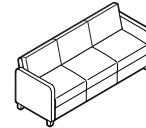
RELATED PRODUCTS



Single-seat



Loveseat



Sofa



Bariatric

SURFACE MATERIALS

WOOD

	Clear Maple		Graphite Walnut
	Blonde on Maple		Clear Walnut
	Almond Cherry		Natural Walnut
	Clear Cherry		Dark Rum Cherry
	Medium Cherry		Shiraz Cherry

Colors are representative and may vary slightly from actual material.

For more information on these and other finishes, fabrics and options, visit us online to view our surface materials tools and *Specification Guide*.

SUSTAINABILITY



Sieste is made with 2% recycled content, is designed to withstand the demands of healthcare cleaning protocols and is 25% recyclable at the end of its long lifespan. It may contribute to LEED certification for recycled content, regional materials, indoor environmental air quality, furniture and medical furnishings, and sustainable purchasing.

To find out more, visit www.Steelcase.com/sustainability.



SCS Indoor Advantage™ Gold certified for indoor air quality in North America



Meets the Healthier Hospitals Safer Chemical Challenge
(depending on options; Practice Greenhealth does not verify this information)

Steelcase®
HEALTH

Call 800.333.9939 or visit SteelcaseHealth.com



facebook.com/SteelcaseHealth



twitter.com/SteelcaseHealth



youtube.com/SteelcaseTV