



IM#: 15-0013016

**Senza™**  
freestanding casegoods

**Steelcase**  
HEALTH



# Personal Comfort and Convenience

Senza™ is an extensive line of freestanding casegoods. Clean and classic, with equal parts elegance, performance and flexibility, Senza anticipates the needs of patients and visiting

families. Cabinet options provide ample storage to keep the space free of clutter. Work surfaces support clinician workflow. A TV cabinet allows for the display of care information or entertainment.

## INSIGHT

We can enhance the healthcare experience by enabling patients to take control of their journeys. Places to accommodate personal items, opportunities to self-serve, and attractive, uncluttered settings can meet individual needs and provide peace of mind.



IM#: 15-0013014 | SM: SENZA TV CABINETS WITH THREE DRAWERS, BOW PULLS, AND WOOD-LEG BASE (ALMOND CHERRY); OUTLOOK SEQUOIA SINGLE-SEAT CHAIR (STEELCASE STAND IN LUNAR, ALMOND CHERRY)



IM#: 15-0013112



IM#: 15-00013015

## Create Custom Spaces

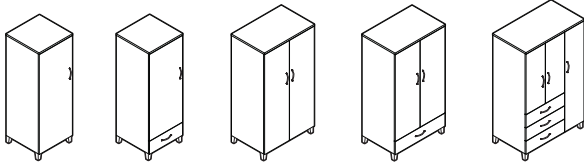
With cabinets, dressers, wardrobes, bedside tables and more – Senza provides an extensive collection of choices to create tailored spaces. Senza can be further customized through the collection's wide range of base options, surface materials and drawer and cabinet pulls.

## Durable + Easy to Clean

Senza responds to the demands of healthcare with solid back construction and highly cleanable surfaces to support infection control. Bedside table, dresser and desk are available with laminate, thermoform or solid surface tops.


## STATEMENT OF LINE

### WARDROBE CABINET




Overall depth 24"  
Overall width 24"/36"/42"  
Overall height 68"

### TV CABINET



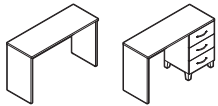
Overall depth 18"  
Overall width 32"  
Overall height 68"/76"

### DRESSER



Overall depth 18"  
Overall width 32"  
Overall height 30"/38"

### WRITING DESK



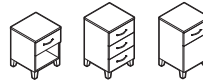
Overall depth 18"  
Overall width 48"  
Overall height 30"

### BOOKCASE



Overall depth 12"  
Overall width 32"  
Overall height 30"

### BEDSIDE TABLE



Overall depth 18"  
Overall width 18"  
Overall height 24"/30"

## SURFACE MATERIALS

### LAMINATE/THERMOFORM

- Clear Maple\*
- Almond Cherry
- Graphite Walnut\*
- Clear Walnut\*
- Dark Rum Cherry
- Shiraz Cherry

### SOLID SURFACE

- Glacier White
- Antarctica
- Linen
- Bisque
- Canvas

\*Available in laminate only.

Colors are representative and may vary slightly from actual material.

Additional solid surface finishes available through the Steelcase Health Graded-In Program. For more information on surface materials and other options, visit us online and view our *Specification Guide*.

## SUSTAINABILITY

### PEOPLE. PLANET. PROFIT.

By rethinking our business systems and designing our products to avoid negative impacts on humans and the environment, we contribute to a sustainable future for the planet and its people. We commit to advance our practices through continuous learning and building partnerships with our customers, business partners and environmental thought leaders to optimize our performance and contribute to the science and practice of sustainability.

TO FIND OUT MORE VISIT

[WWW.STEELCASE.COM/SUSTAINABILITY](http://WWW.STEELCASE.COM/SUSTAINABILITY)



Level® 1 certified to ANSI/BIFMA e3



Senza is made with up to 82% recycled content, is designed to withstand the demands of healthcare cleaning protocols and is up to 12% recyclable at the end of its long lifespan. It may contribute to LEED certification for recycled content, regional materials, indoor environmental air quality, furniture and medical furnishings, and sustainable purchasing.

**Steelcase®**  
HEALTH

Call 800.333.9939 or visit [SteelcaseHealth.com](http://SteelcaseHealth.com)

[facebook.com/SteelcaseHealth](https://facebook.com/SteelcaseHealth)

[twitter.com/SteelcaseHealth](https://twitter.com/SteelcaseHealth)

[youtube.com/SteelcaseTV](https://youtube.com/SteelcaseTV)