



IM#: 18-0100422

Park™
freestanding casegoods

Steelcase
HEALTH



IM#: 15-0013023 | SM: PARK BEDSIDE TABLE WITH ONE DRAWER AND ONE DOOR (ALMOND CHERRY); CURA HIGH-BACK CHAIR WITH SLED BASE, PROMESSA SEAT AND URETHANE ARM CAPS (AQUAMARINE, PLATINUM METALLIC); CURA OTTOMAN WITH PROMESSA SEAT (AQUAMARINE, PLATINUM METALLIC)

Clean and Strong

Form follows function with the crisp, understated design of Park™ cabinets. Visually simple, the mobile cabinet, bedside tables and wardrobe are free of embellishment.

Park provides space for personal items and easy access to self-serve supplies – important to a patient’s sense of comfort, control and peace of mind.

Available in one- or two-tone finish options, the Park collection features heavy-duty, solid-backed construction to withstand nonstop demands in healthcare environments. The Park mobile cabinet includes a unique dual-tiered surface for belongings. Bedside tables are available with metal legs or casters for mobility.



IM#: 18-0100423

Effective Cleanup

Thermoform spill top and removable drawer liners simplify cleanup and guard against infection.



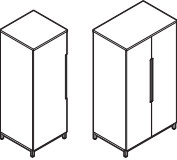
IM#: 15-0013024

Easy Open

Open finger pulls are easy to grasp, giving patients convenient access to belongings and self-serve supplies.

STATEMENT OF LINE

WARDROBE CABINET



Overall depth 24"
Overall width 24"/36"
Overall height 68"

MOBILE CABINET



Overall height 30 1/2"
Box depth 18"
Box width 18"
Top depth 20 1/4"
Top width 20 1/4"







BEDSIDE TABLE



Overall height 30"
Box depth 18"
Box width 18"
Top depth 20 1/4"
Top width 20 1/4"

SURFACE MATERIALS

LAMINATE/THERMOFORM

- | | |
|---|--|
|  Almond Cherry |  Arctic White |
|  Dark Rum Cherry |  Dune |
|  Shiraz Cherry |  Seagull |

Colors are representative and may vary slightly from actual material.

For more information on these and other finishes and options, visit us online and view our *Specification Guide*.

SUSTAINABILITY

PEOPLE. PLANET. PROFIT.

By rethinking our business systems and designing our products to avoid negative impacts on humans and the environment, we contribute to a sustainable future for the planet and its people. We commit to advance our practices through continuous learning and building partnerships with our customers, business partners and environmental thought leaders to optimize our performance and contribute to the science and practice of sustainability.

TO FIND OUT MORE VISIT
WWW.STEELCASE.COM/SUSTAINABILITY



Level® 1 certified to ANSI/BIFMA e3



Park is made with up to 78% recycled content, is designed to withstand the demands of healthcare cleaning protocols and is up to 11% recyclable at the end of its long lifespan. It may contribute to LEED certification for recycled content, regional materials, indoor environmental air quality, furniture and medical furnishings, and sustainable purchasing.

Steelcase®
HEALTH

Call 800.333.9939 or visit SteelcaseHealth.com

- | | | | | | |
|--|---|---|---|---|---|
|  | facebook.com/SteelcaseHealth |  | twitter.com/SteelcaseHealth |  | youtube.com/SteelcaseTV |
|--|---|---|---|---|---|