



IM#: 15-0013402

Jarrah™
Outlook™ family of seating

Steelcase
HEALTH

High-Traffic Performer

Outlook Jarrah™ is designed to withstand nonstop use in demanding healthcare environments. Its unique oval steel legs provide strength and stability and are easy to clean. Reverse bevel arms create an intentional overhang that is easy to grip while entering or exiting the chair.

Jarrah offers comfortable, high-performance seating for waiting areas and in the patient room. This extensive collection includes single, bariatric, multi-seat, easy access and high-back models. A glider option is available for stand-alone arm chairs. A wall-saver leg option helps protect the surrounding environment.

INSIGHT

Patient and guest seating must work hard to serve many people with differing needs. Performance features like durability, cleanability and safety are critical in high-use, high-intensity healthcare settings.



IM#: 15-0013403 | SM: OUTLOOK JARRAH SINGLE-SEAT WITH LEFT CONNECTOR, THREE-SEAT WITH CENTER ARMS, TWO-SEAT WITHOUT CENTER ARM AND WITH RIGHT CONNECTOR STAND-ALONE CHAIRS AND EASY ACCESS CHAIR WITH PLASTISOL ARM CAPS (DESIGNTEX ALCHEMY ESPRESSO, ALMOND CHERRY, PLATINUM METALLIC, GRAPHITE); OUTLOOK INTERCONNECTING IN-LINE AND END TABLES WITH WOOD EDGE AND METAL LEGS (ALMOND CHERRY, PLATINUM METALLIC)



Strong and Smart

Steel construction and webbed seat suspension provide comfort and durability. Cleaning is simplified through choice of surface materials as well as generous clean-out space between seats and backs.



Coordinating Tables

Freestanding and interconnected tables with metal oval legs complement Jarrah seating and make room for work or personal belongings.

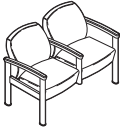
STATEMENT OF LINE

SEATING



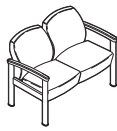
Single-seat

Overall depth	27"
Overall width	24"/28"
Overall height	32"
Seat depth	18 1/2"
Seat width	20 1/4"/24"
Seat height	18"
Arm height	26"



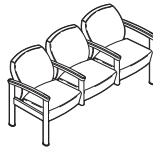
Two-seat
with center arm

Overall depth	27"
Overall width	45 3/4"
Overall height	32"
Seat depth	18 1/2"
Seat width	20 1/4"
Seat height	18"
Arm height	26"



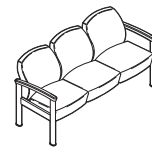
Two-seat
without center arm

Overall depth	27"
Overall width	44"
Overall height	32"
Seat depth	18 1/2"
Seat width	40 1/2"
Seat height	18"
Arm height	26"



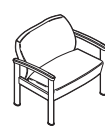
Three-seat
with center arms

Overall depth	27"
Overall width	67 3/4"
Overall height	32"
Seat depth	18 1/2"
Seat width	20 1/4"
Seat height	18"
Arm height	26"



Three-seat
without center arms

Overall depth	27"
Overall width	64 1/2"
Overall height	32"
Seat depth	18 1/2"
Seat width	60 3/4"
Seat height	18"
Arm height	26"



Bariatric

Overall depth	27"
Overall width	34"/44"
Overall height	32"
Seat depth	18 1/2"
Seat width	30"/40 1/2"
Seat height	18"
Arm height	26"

SEATING (CONTINUED)



Easy access

Overall depth	27"
Overall width	24"
Overall height	38"
Seat depth	18 1/2"
Seat width	20 1/4"
Seat height	24"
Arm height	32"



High-back

Overall depth	30"
Overall width	24"
Overall height	45 3/4"
Seat depth	18 1/2"
Seat width	20 1/4"
Seat height	18"
Arm height	26"



Bariatric high-back

Overall depth	30"
Overall width	34"
Overall height	45 3/4"
Seat depth	18 1/2"
Seat width	30"
Seat height	18"
Arm height	26"

TABLES (METAL LEGS)



Square

Overall dimensions	26"D x 26"W x 16"H
	26"D x 26"W x 21"H



Rectangular

Overall dimensions	20"D x 24"W x 21"H
	18"D x 48"W x 16"H



Drum

Overall dimensions	18"W x 18"H
	24"W x 18"H

Add-on versions are available for Jarrah single-seat, two-seat, three-seat and bariatric seating. Additional back heights are available as an option on standard chairs and multi-seat units. High-back chair available with flared, tapered or straight back. Interconnecting tables also available. Please see the *Specification Guide* for more information.

The Outlook family of seating includes five unique frame styles for waiting areas and patient rooms. Visit Steelcase.com to explore them all.

SURFACE MATERIALS

WOOD/LAMINATE

	Clear Maple
	Blonde on Maple
	Almond Cherry
	Clear Cherry
	Graphite Walnut
	Medium Cherry
	Dark Rum Cherry
	Shiraz Cherry

	Clear Walnut
	Natural Walnut

PLASTIC

	Graphite
	Taupe
	Black

PAINT

	Champagne Metallic
	Platinum Metallic
	Merle
	Black



Outlook Jarrah is made with up to 22% recycled content, is designed to withstand the demands of healthcare cleaning protocols and is up to 80% recyclable at the end of its long lifespan. It may contribute to LEED certification for recycled content, regional materials, indoor environmental air quality, furniture and medical furnishings, and sustainable purchasing.

To find out more, visit www.Steelcase.com/sustainability.

Colors are representative and may vary slightly from actual material.

For more information on these and other finishes, fabrics and options, visit us online to view our surface materials tools and *Specification Guide*.

Steelcase®
HEALTH

Call 800.333.9939 or visit SteelcaseHealth.com

facebook.com/SteelcaseHealth

twitter.com/SteelcaseHealth

youtube.com/SteelcaseTV