



# Border

## A low & high liner upholstered bench

As its name suggests, Border provides a neat way of dividing up spaces. Its simplicity and precise modularity has ensured its continuous success in diverse spaces in both café areas and within varied open-plan spaces.

The liner design combines an upholstered bench and a worktable at both work and café height, allowing the unit to be combined with complementary Smartworking and Wood Collection chairs and stools. The table structure at both heights has an integrated pullout power/data module, enabling it to become an effective additional work area.



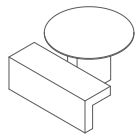




Product Range

OBBORDER01

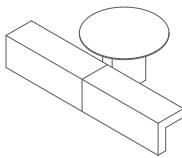
Low seat single unit  
32 1/2 inch table



H30" W47" D42"  
SH18" SD16" TH30"

OBBORDER02

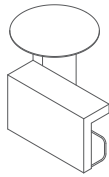
Low seat double unit  
32 1/2 inch table



H30" W94" D42"  
SH18" SD16" TH30"

OBBORDER03

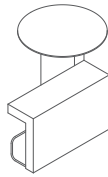
High seat single unit, left hand  
32 1/2 inch table



H42" W47" D42"  
SH30" SD16" TH42"

OBBORDER04

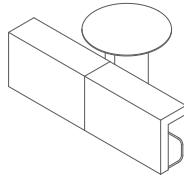
High seat single unit, right hand  
32 1/2 inch table



H42" W47" D42"  
SH30" SD16" TH42"

OBBORDER05

High seat double unit  
32 1/2 inch table



H42" W94" D42"  
SH30" SD16" TH42"

Product Description

Standard Product Description

Upholstered:

Fabric Price Group 1

Integrated 32" dia. table 1" tops with a square edge:

High-Pressure Laminate (HPL) Group 1

Foot rails:

Polished chrome

Adjustable Glides:

Black

Optional Upcharges

Upholstered:

Fabric Price Groups 2-10, COM, COL

Two-Tone seat and table base

Integrated 40" dia. table 1" tops with a square or tapered edge:

High-Pressure Laminate (HPL) Group 1 - 3

Power Configuration:

2 Power Outlet

1 Power, 1 CAT6 Data

1 Power, 2 HDMI Outlet

1 Power, 2 USB-A

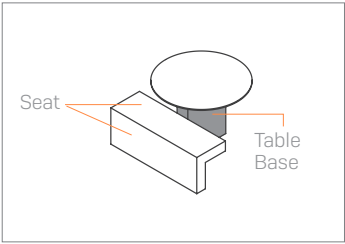
Power Finish:

Paint Price Groups 1, 2

## Upholstery Selection

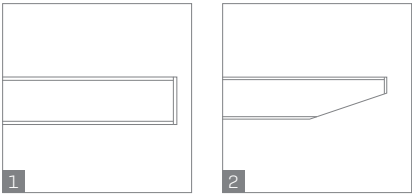
### Two Tone Upholstery

Two Tone Upholstery applies to the seat and table base. The table base and seat can be a different colors or price groups.



## Table Finishes

### Edge Details



- 1. Square Edge
- 2. Tapered Edge

## Product Finishes


See [here](#) for the complete list of the Orangebox Fabric Matrix.

See [here](#) for the Surface Material Guide.







Power




NODE - 201



NODE - 202




NODE - 203




NODE - 204




Outlet Types



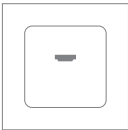
US



TWIN USB  
CHARGING



CAT6-DATA

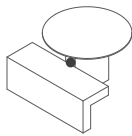


HDMI

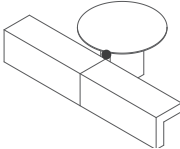
**Please Note:** 6ft cord exits through the bottom of the table base.

Power Location

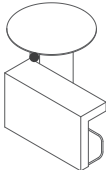
**OBBORDER01**  
Low seat single unit  
32 ½ inch table



**OBBORDER02**  
Low seat double unit  
32 ½ inch table



**OBBORDER03**  
High seat single unit, left hand  
32 ½ inch table



**OBBORDER04**  
High seat single unit, right hand  
32 ½ inch table



**OBBORDER05**  
High seat double unit  
32 ½ inch table



● Power - Node





## Contact

[us.support@orangebox.com](mailto:us.support@orangebox.com)

SMR #223-0000000102CM ©2024 Orangebox. All rights reserved. All specifications are subject to change without notice. Trademarks used herein are the property of Orangebox or their respective owners. Printed in the U.S.A.

[orangebox.com](https://orangebox.com)

orangebox