



Steelcase Hybrid Solutions

Availability

Electronic price list updated with release 202.D (U.S.) and 157.D (Canada), dated December 15, 2025.

All specifications subject to change without notice. Reference the electronic catalog/Hedberg for current pricing.

Transitional products in this specification guide are **maintained for existing customers only** and are likely to be phased out over time. These products are indicated with a . Products that are scheduled to be culled are indicated with an , followed by the last order entry date.

Surface Materials

The surface materials team has announced the launch of the Finish Library, found at www.steelcase.com/finishlibrary/.

► For a list of all trademarks, refer to the last page of this specification guide. © 2025 Steelcase Inc.

Note: Ocular tables are not available to Canadian government.



For Canadian Pricing

- Canadian factor can be found at www.steelcase.com/CADpricing. Calculate in the following order to avoid rounding errors:
- Multiply the base price and each option by the Canadian factor.
 - Round each to the nearest dollar.
 - Add base and options for total list price.

Additional Resources

2

Statement of Line

3

Understanding Ocular Tables

6

Arc7	8
Coupe5	10
Coupe3	14
Sightline	18
Coupe Towers	26
Cable Pods	32

Understanding Ocular Frame

36

Understanding Ocular View

41

Specifying Ocular Tables

Arc7	44
Coupe5	46
Coupe3	48
Sightline	50
Coupe Towers	56
Cable Pods	59

Specifying Ocular Frame

60

Specifying Ocular View

69

Surface Materials

70

Style Number Index

76

Additional Resources

Hybrid Solutions are supported with an array of informational materials, tools, and software to help you plan an installation efficiently.

Printed Materials

Surface Materials Reference Manual

This publication provides:

- An explanation of the surface materials
- "Available on" matrices
- Vertical surface fabric and seating upholstery selection listing
- Technical data for surface materials
- Surface material care and cleaning instructions

Computer Tools

Electronic Catalog

Accurate sales quotations and purchase orders for Steelcase products are created with specification software that uses Steelcase Electronic Catalog data. Use the data to specify and price style numbers and options for every Steelcase product. The data is updated bimonthly by Steelcase and provided to software programs including: the Hedberg Business System, SmartTools – Steelcase's design and specification software (for more information on SmartTools, please email SmartTools@steelcase.com), the ProjectMatrix Project-Symbols libraries, as well as 20-20 CAP Studio.

Furniture Symbol Graphic Data

Steelcase creates 2D and 3D furniture symbols (with attributes) for planning and initially specifying Steelcase products. This data is incorporated into several add-on software packages that work in either a Microstation or an AutoCAD drafting environment.

Digital Publications

You can access these digital publications at www.steelcase.com or village.steelcase.com.

Planning Ideas

Planning ideas are available to help inspire, envision, and plan great solutions. 2D and 3D Auto-CAD drawings, Sketch-Up files, and SmartTools drawings are available on the Planning Ideas site: www.steelcase.com/planningideas.

Support

Steelcase Capabilities

Steelcase products are distributed, installed, and serviced through a network of more than 600 dealers worldwide. Steelcase is also represented with offices and corporate showrooms in 26 U.S. cities, 4 Canadian cities, and in France, Germany, Great Britain, and Japan. Every Steelcase product meets our exceptionally high standards of quality and durability and comes with the Steelcase assurance of excellence in service.

For ordering or product assistance, call your local dealer, the Steelcase Solutions Resource Team, or the Steelcase Solutions Fulfillment Team at 1.888.STEELCASE (1.888.783.3522) or send an e-mail to lineone@steelcase.com.

Call the Steelcase Solutions Resource Team prior to placing an order, when working on a bid, or when you need information about product applications and specifications.

Call the Steelcase Solutions Fulfillment Team if you have submitted an order to Steelcase and you need to speak to your Solutions Fulfillment Team Representative about the order. Also call if you have any post-shipment quality concerns or service parts questions.

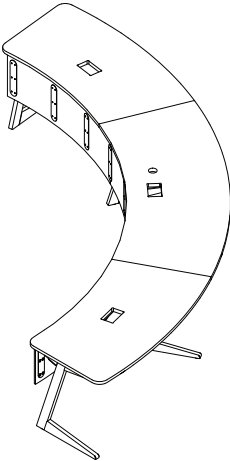
For warranty information, please go to <http://www.steelcase.com/warranty/>.

Outside the U.S.A., Canada, Mexico, Puerto Rico, and the U.S. Virgin Islands, call 1.616.247.2500.

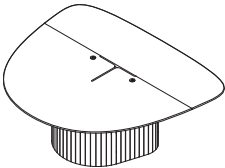
Sustainability

At Steelcase, we believe business can be a force for good. We create long-lasting products that are better for people and better for the planet. Our products and operations use life cycle thinking to meet our commitment to reducing climate change. This commitment is reinforced by practices such as designing to minimize global warming and other life cycle impacts, ensuring material health, and enabling end-of-use strategies. To learn more at a corporate level, visit: <https://www.steelcase.com/discover/steelcase/esg-overview/environmental/> Product Environmental Profiles, which provide key environmental attributes such as recycled content, embodied carbon and recyclability, as well as product certifications can be found by searching for Steelcase at *Origin.build*.

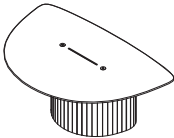
Ocular Tables



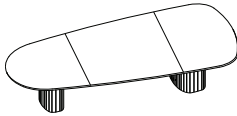
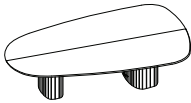
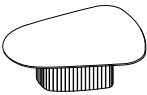
Arc7
Understanding
▶ Page 8
Specifying
▶ Page 44



Coupe5
Understanding
▶ Page 10
Specifying
▶ Page 46



Coupe3
Understanding
▶ Page 14
Specifying
▶ Page 48

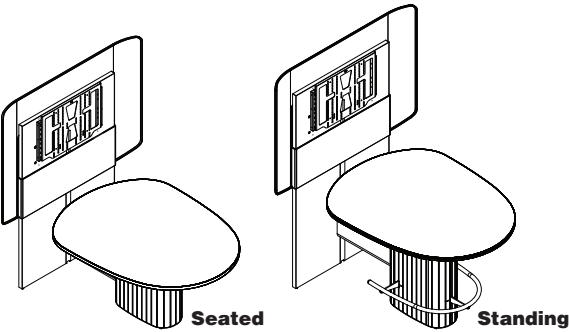


Understanding
▶ Page 18
Specifying
▶ Page 50

Sightline

	91"D	120"D	156"D
66"W	●	●	
74"W			●

Ocular Tables, continued



Understanding
▶ Page 26
Specifying
▶ Page 56

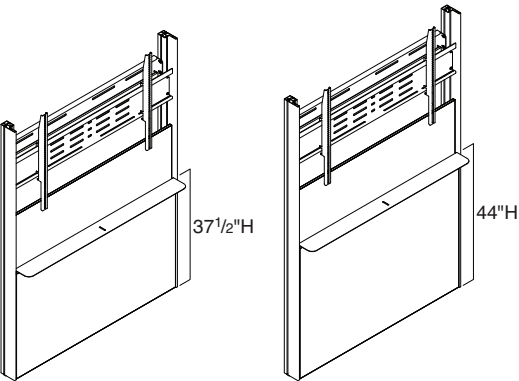
Coupe Towers

	48"W	60"W
61"D	●	
67"D		●



Cable Pod Pack
Understanding
▶ Page 32
Specifying
▶ Page 59

Ocular Frame

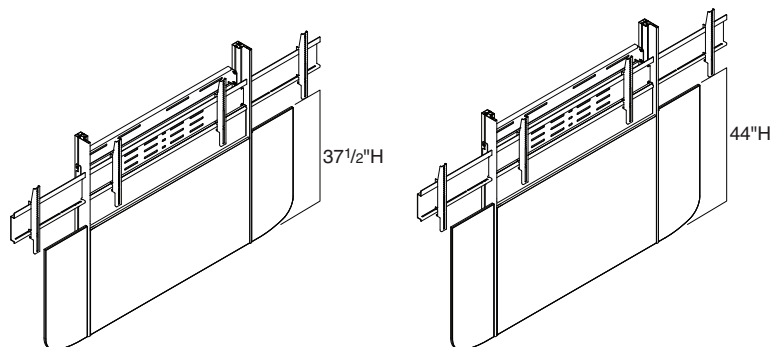


Understanding
▶ Page 36
Specifying
▶ Page 60

Ocular Frame

	53"H	71"H
49"W	●	●

Ocular Frame, continued



Understanding
 ▶ Page 36
 Specifying
 ▶ Page 62

Ocular Frame with ADA Panels

	53"H	71"H
49"W	●	●

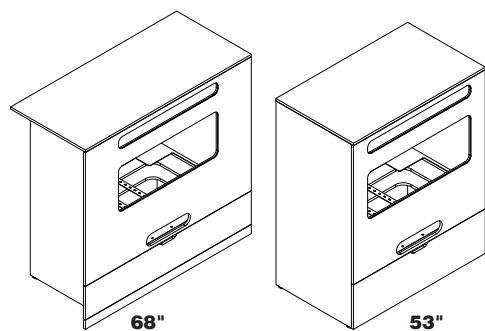


VESA Offset Bracket

Understanding
 ▶ Page 36
 Specifying
 ▶ Page 68

Ocular View

Understanding
 ▶ Page 41
 Specifying
 ▶ Page 69



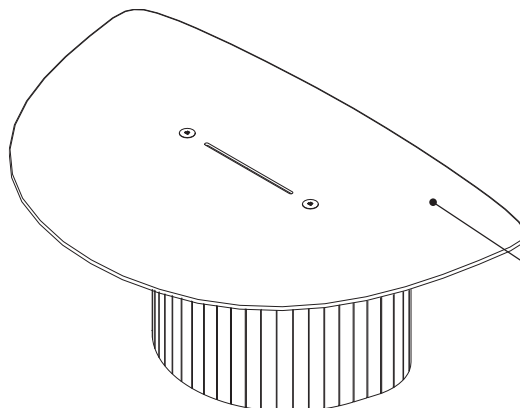
Ocular View

Ocular Tables

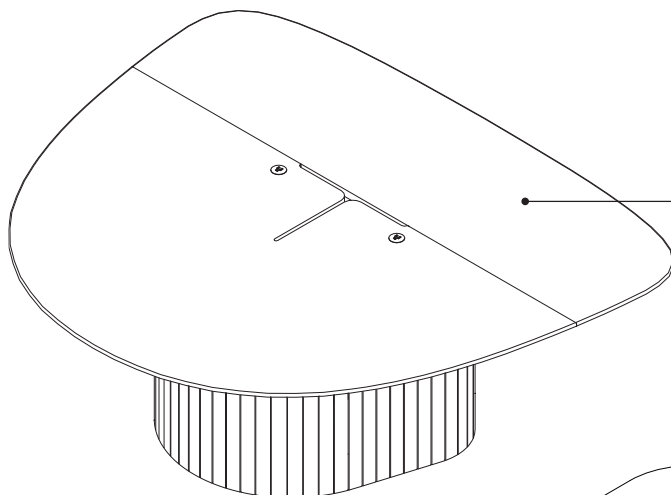
Ocular is a collection of tables designed to improve sightlines and create more equitable and engaging hybrid meeting experiences within the workplace.

Ocular's unique table shapes position users intentionally around the worksurface to ensure that each user has equal presence while on camera while also delivering more natural conversations with virtual meeting attendees.

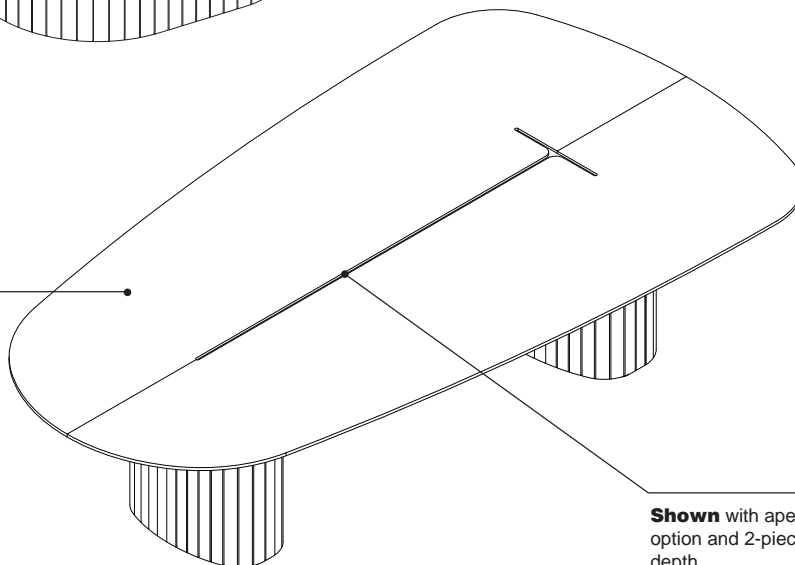
► Specifying, pages 8–18



Coupe3 has space for three seats and is 72" in width and 48" in depth.

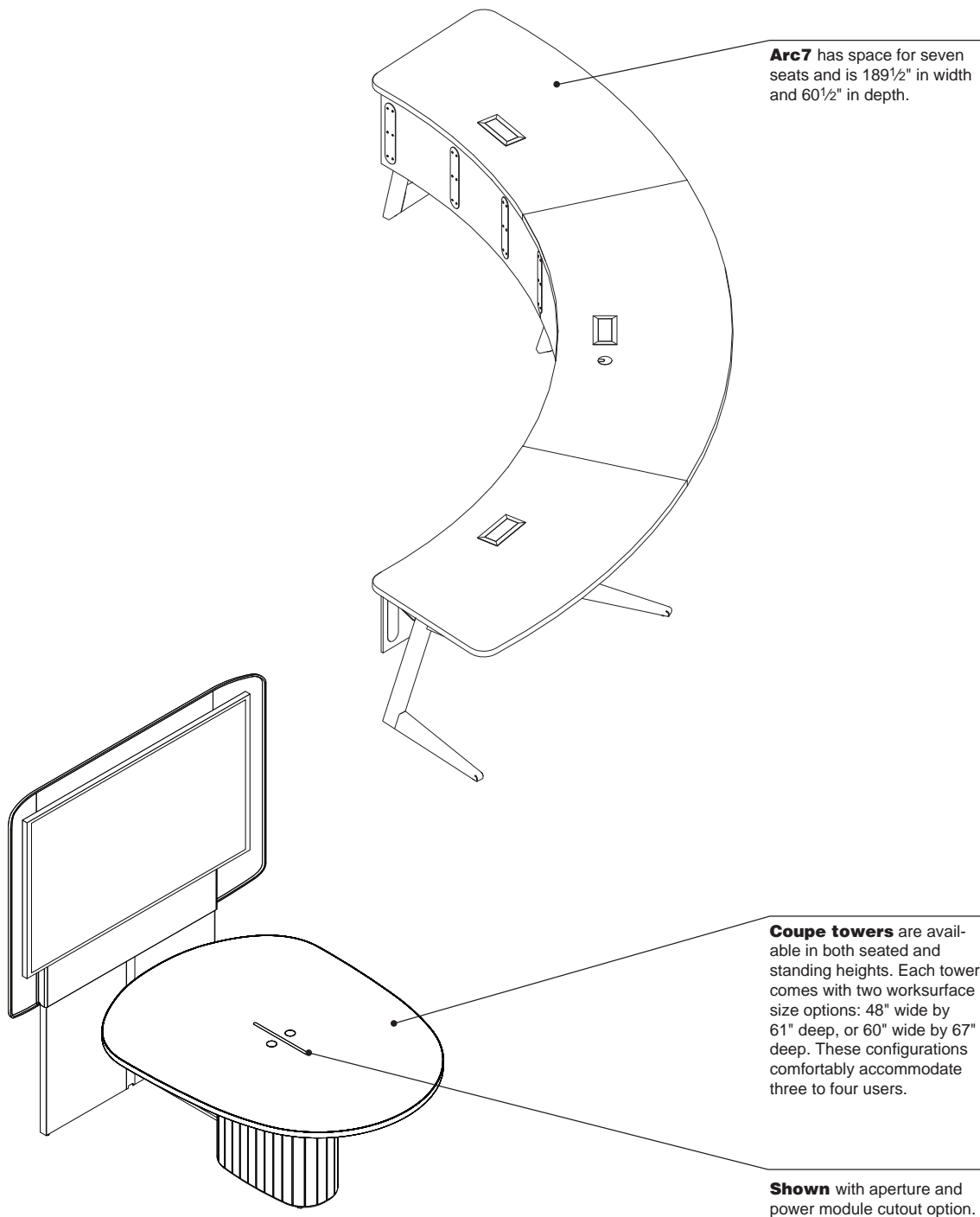


Coupe5 has space for five seats and is 82" in width and 70" in depth.



Sightline comes in sizes that support six (66" width and 91" in depth), eight (66" width and 120" in depth), or ten (74" width and 156" in depth) seats.

Shown with aperture cutout option and 2-piece 120" depth.



Arc7

Top is available in High-Pressure Laminate or wood veneer.

PET brackets match the PET screen color and are used to connect the screen to the surface.

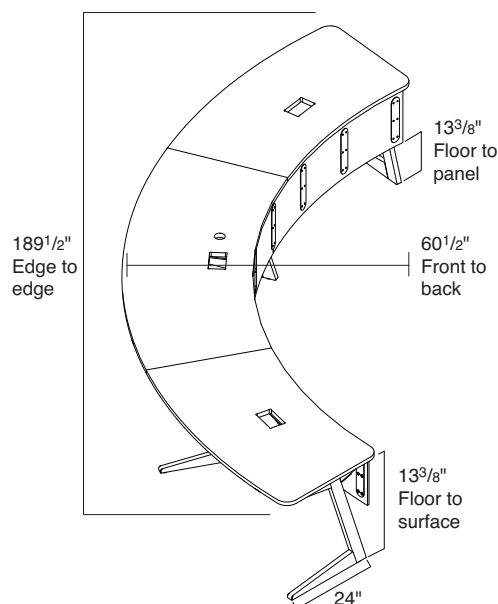
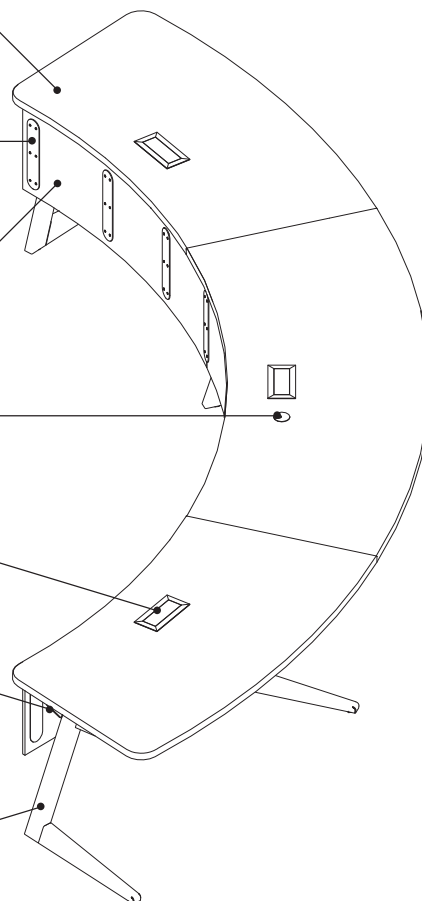
PET modesty panel provides leg privacy for seated users and is available in medium or dark heather grey.

Grommet cap in black plastic is provided for the 2 1/2" opening in the center section of the table.

Power cutouts are available in each of the three table sections.

Cable channel provides room for housing and routing of power and technology cables beneath the surface.

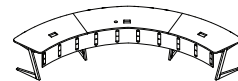
Metal legs are painted and adjust with glides from 29 1/2" to 30 1/4".



Actual Dimensions

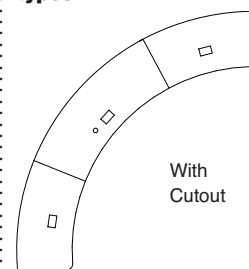
Width	189 1/2"
Height	29 1/2"
Depth	60 1/2"
Weight	326 pounds

Product Details

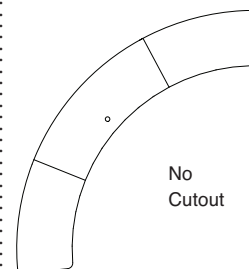


Arc7 is a curved table designed specifically for video centered meetings. All seats (up to seven) are placed on a single side of the table to provide a premier video meeting experience for both in-room and virtual participants.

Two table cut out types:



- With cutout includes three 6 1/2" x 4" cutouts for the three window pop-up power modules. A power module cutout is placed in each of the three sections of the table. A single 2 1/2" grommet hole is also included within the middle section of the table to accommodate for a room controller.

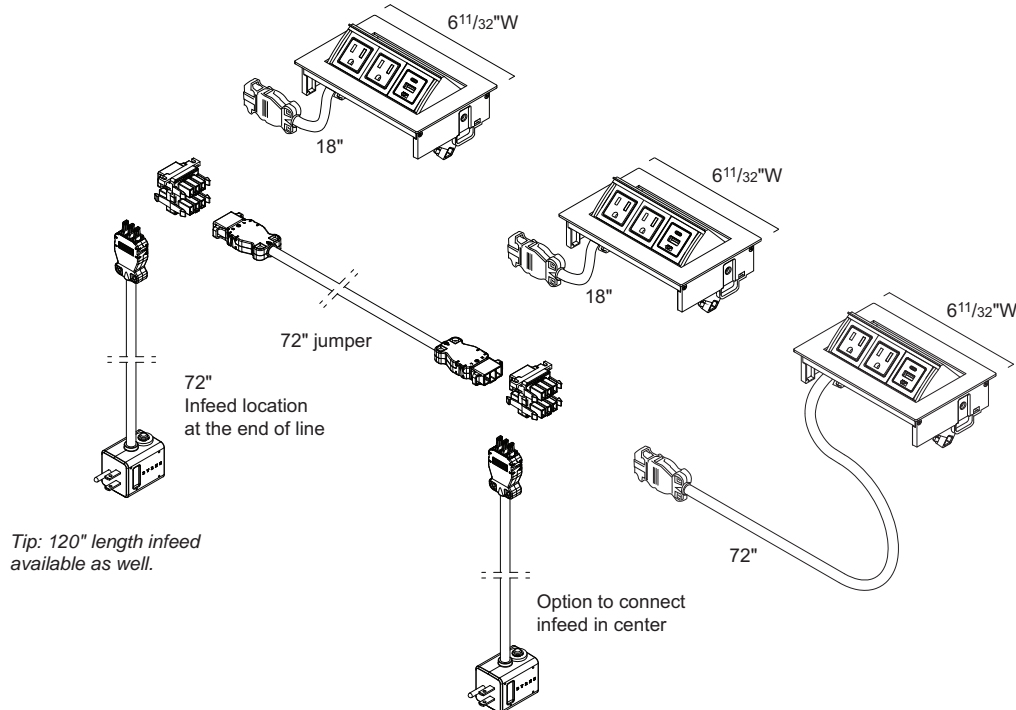


- No cutout provides a 2 1/2" grommet hole within the middle section of the table. Power module cutouts are not included within this configuration.

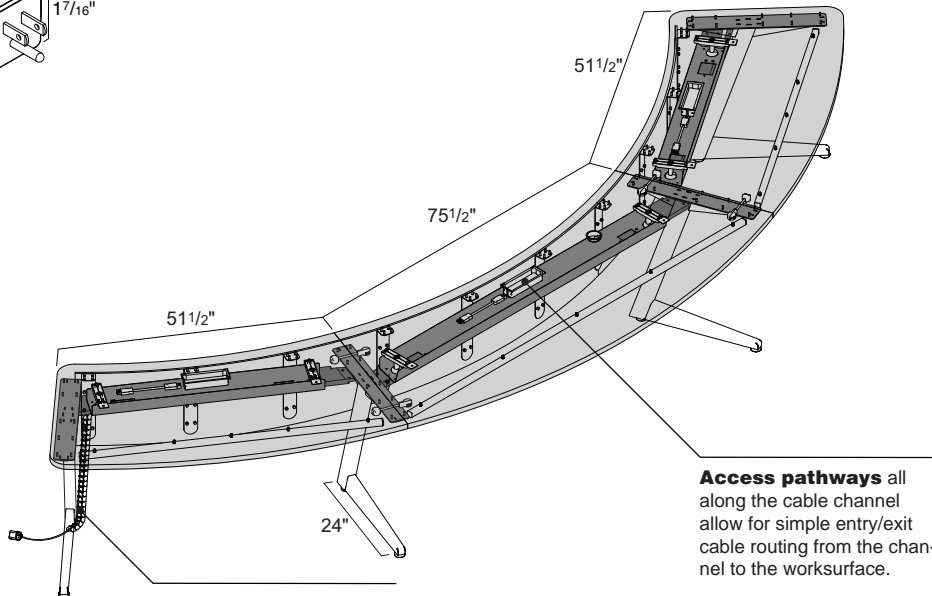
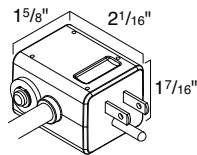


Surface edge is only available in straight 3 mm plastic or wood veneer.

Three Window Pop-Up Power



Overcurrent Protection (OCP) 90° Plug



Flexible options for covering and routing all power and data cables are available up the table legs.
 ▶ See *Height-Adjustable Desks Specification Guide*

Power

Power units are three window pop-up units with two 110V AC power receptacles and one combination 20W USB Type-A + Type-C.

The modular power configuration (illustrated) utilizes the Steelcase universal modular power infeeds, jumpers, and power distribution blocks.

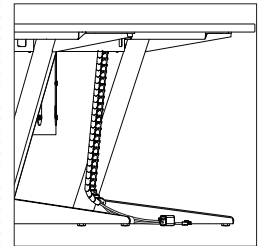
A hardwired power configuration (not shown) is available and instead includes 10' of cable directly attached to each pop-up power window, that must be hardwired into the building/structure power.

Cable channel with entry/exit passthroughs is beneath the surface for power devices and data cables making their way to the surface.

To ensure flexible access to power and data, it is important to plan infeed routing during installation. Please note that Arc7 table legs do not include factory cutouts for internal infeed routing.

For cable management, Steelcase cable managers (style numbers **OLCR** or **MIGCR**) with fence connections can be added to the Arc7 table, as shown in the illustration.

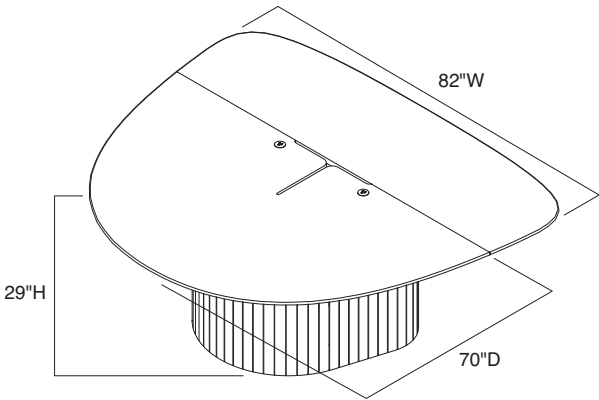
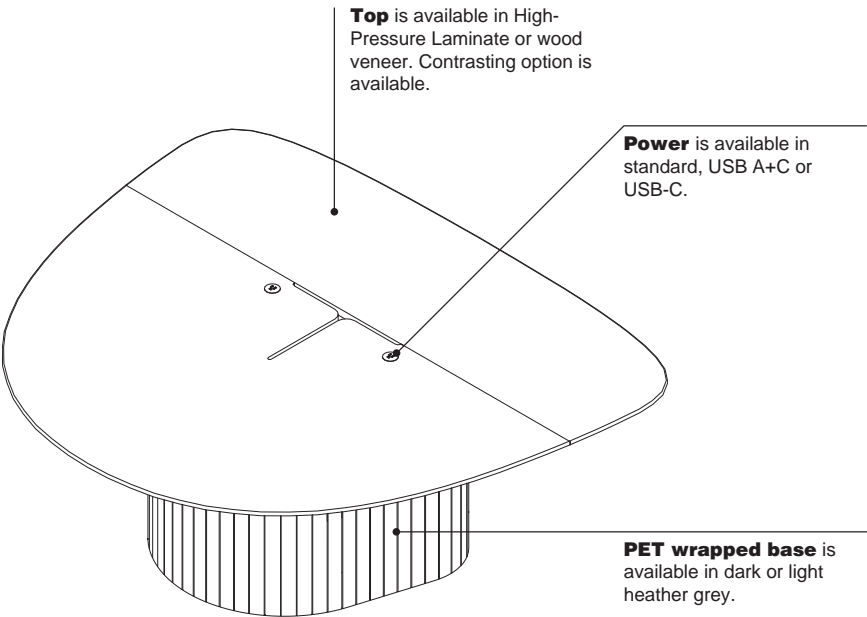
▶ See *Height-Adjustable Desks Specification Guide*



Additionally, third-party cable risers may be used to support the setup.

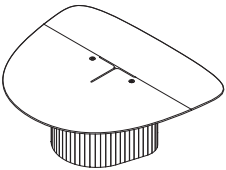
Coupe5

► Specifying, page 46



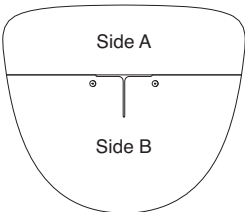
Actual Dimensions	
Width	82"
Height	29"
Depth	70"
Weight	291 pounds

Product Details



The Coupe5 is designed specifically for video-centered meetings. The table has ample space for up to five seats. The table's surface comes in two sections that are joined together.

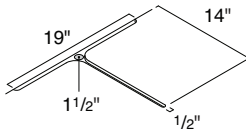
Two top types are available for the Coupe5 table:



- **Contrasting** allows specifiers to select two unique laminate or two unique veneer surface finishes for side A and side B of the table surface.
- **Non-contrasting** allows specifiers to select a single laminate or veneer surface finish for side A and side B of the table surface.
Tip: Contrasting color schemes must be either laminate to laminate, or veneer to veneer. Laminate to veneer contrasting is not supported due to mismatch in surface material thickness.

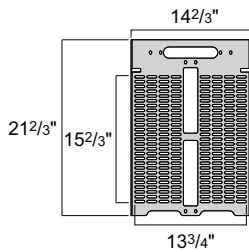
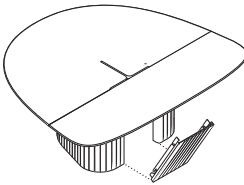
T-shaped aperture cutout is standard with the table and allows for easy, flexible access from above and below the table while also helping future proof for new power and technology systems.

Aperture



Aperture cutout is 19" x 14" x 1/2". There is a 1 1/2" opening in the center of the aperture.

Glides below the base adjust from 29" to 30 1/2" to level the table on uneven floors.



Access door to the large hollow base provides easy access management to any housed power or technology components.

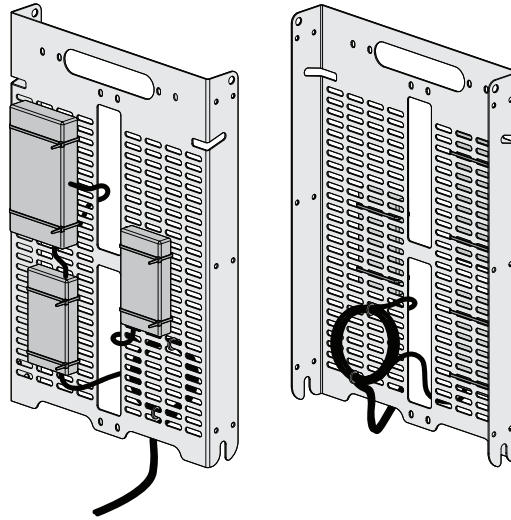


Surface edge is only available in plastic or wood veneer, in a 1/2" profile to an overall thickness of 1 1/8".

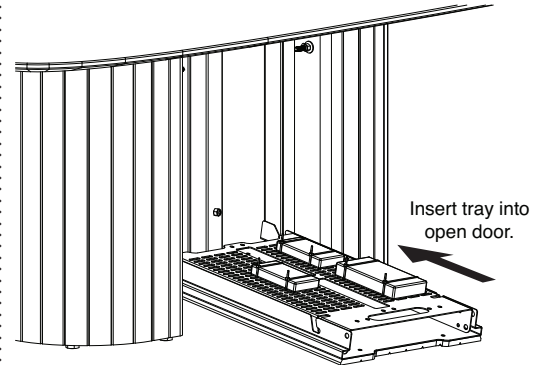
Wiring and Cabling

The tech panel for the Coupe5 comes standard and is included in the list price.

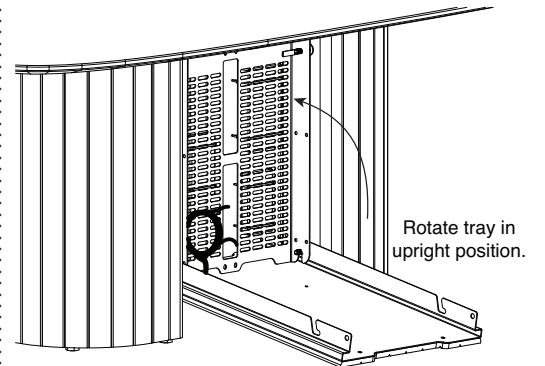
The tech panel can also be specified separately through Service Parts.



Tech panel can be used for mounting and housing a variety of audio video, power, and other technology components (components not sold by Steelcase).

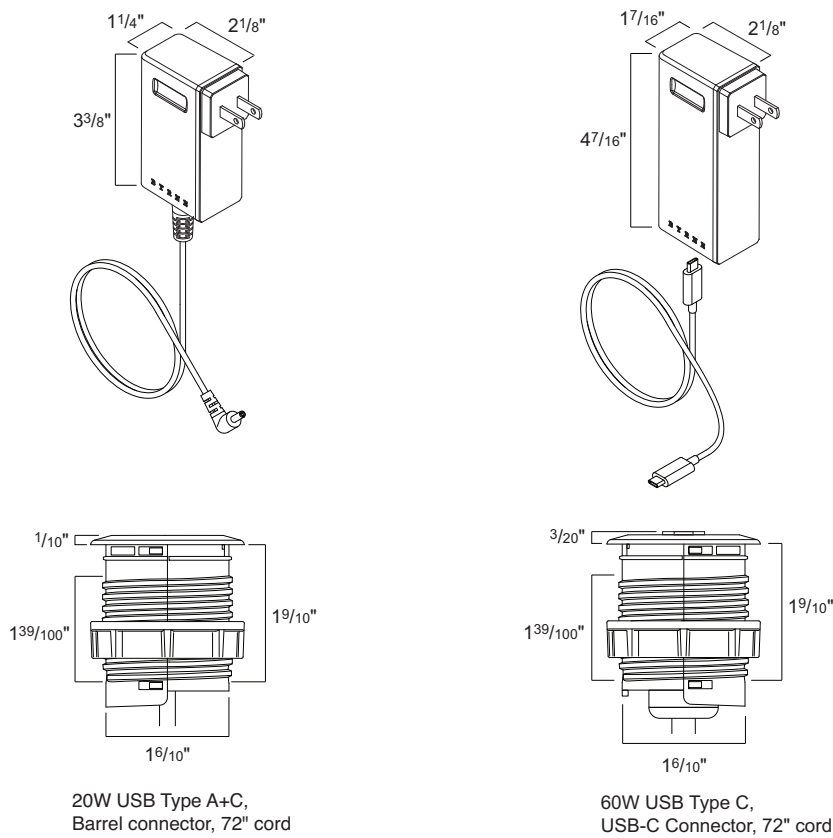


Insert tray into open door.

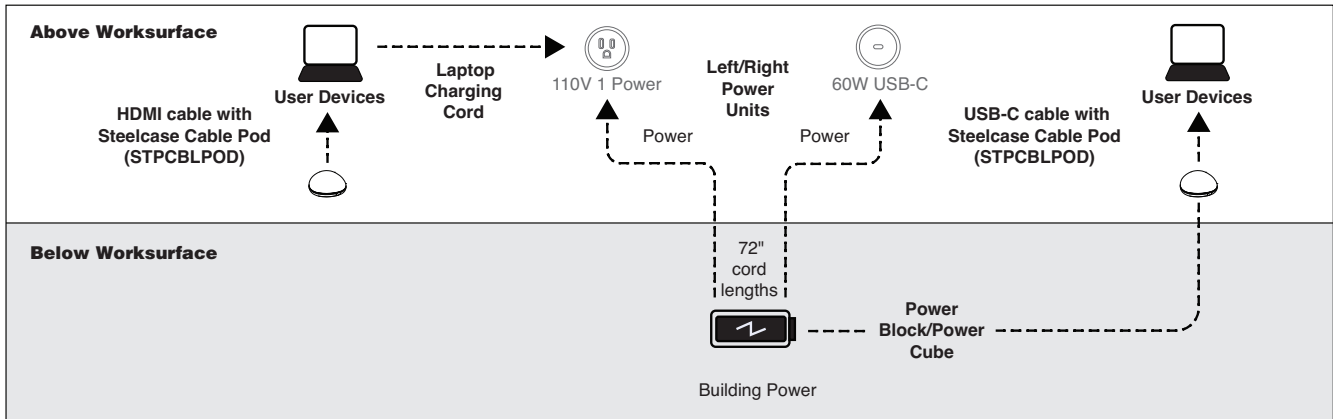


Rotate tray in upright position.

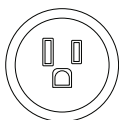
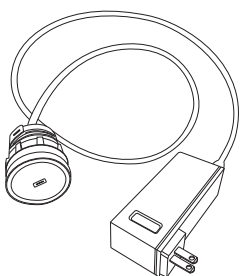

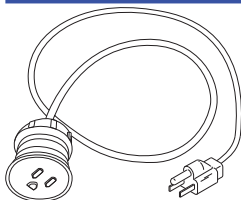
The tech panel is easily inserted into the door of the Coupe tables for mounting cleanly within the base.



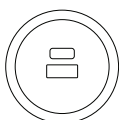
Example Power Configuration and Specification (Coupe Tables):



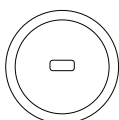
Power



110V
Standard
power



20W USB
Type A+C

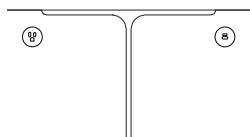


60W USB
Type C

Power is available in 110V standard power, combination 20W USB Type A+C, or single 60W USB Type C.

Standard power — standard three-prong power. Hardwired connection is not available.

Left-hand and right-hand power units can be specified into the surface of the table.

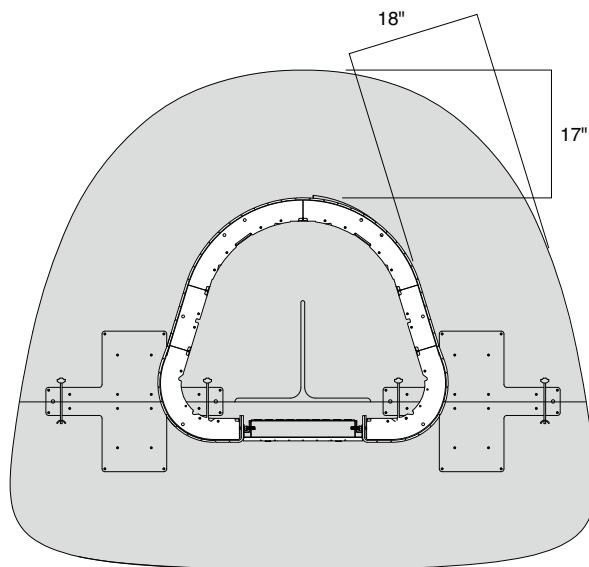


Aperture and power unit placements.

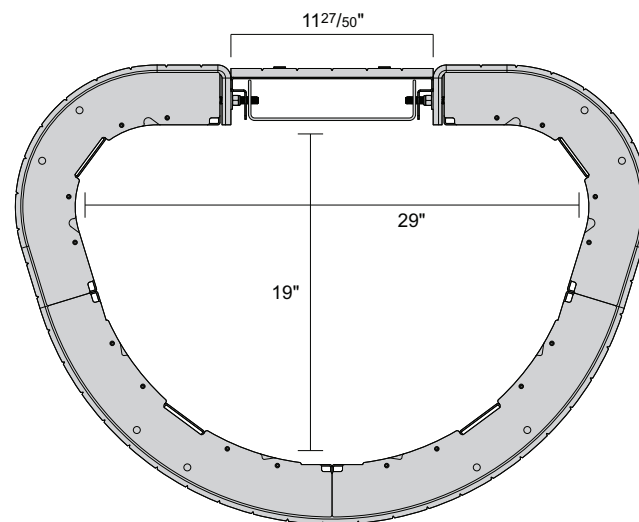
Plan for power beneath table — 72" cable length.

Knee and Foot Clearance for Coupe5

Tip: Knee and foot clearance is approximate.

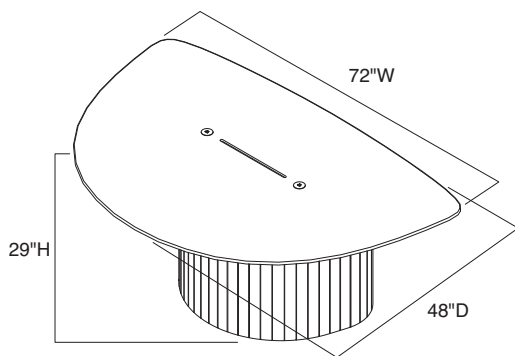
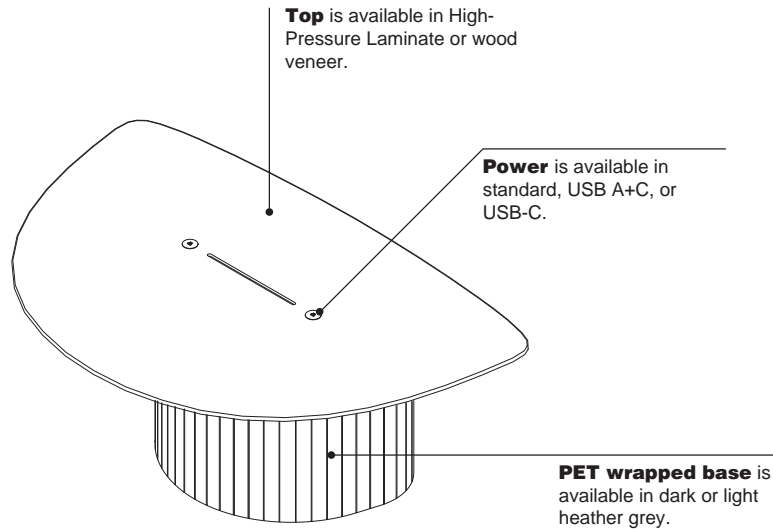


Access Door Clearance and Inside Dimensions



Coupe3

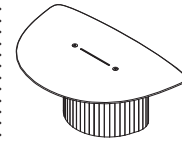
► Specifying, page 48



Actual Dimensions

Width	72"
Height	29"
Depth	48"
Weight	187 pounds

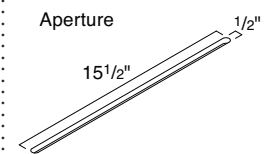
Product Details



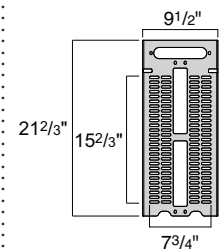
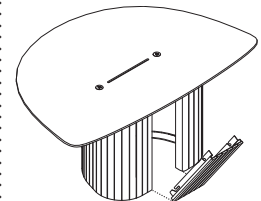
The Coupe3 is designed specifically for video centered meetings. The table has ample space for up to three seats.

Top is available in High-Pressure Laminate or wood veneer.

Straight aperture cutout is standard with the table and allows for easy, flexible access from above and below the table while also helping future proof for new power and technology systems.

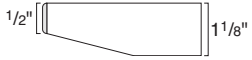


Aperture pass-through cutout is 15 1/2" in length and 1/2" in width.



Access door to the large hollow base provides easy access management to any housed power or technology components.

Glides below the base adjust from 29" to 30 1/2" to level the table on uneven floors.

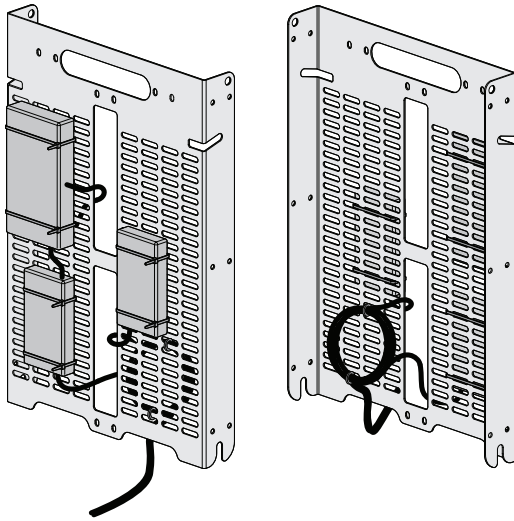


Surface edge is only available in plastic or wood veneer, in a 1/2" profile to an overall thickness of 1 1/8".

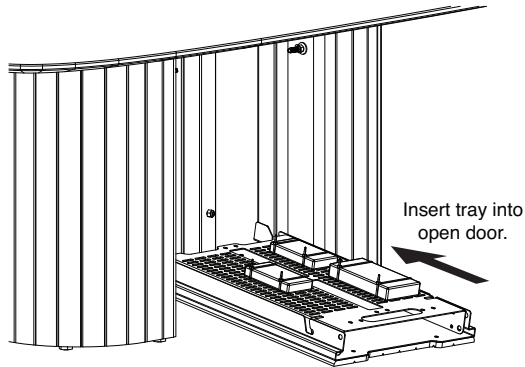
Wiring and Cabling

The tech panel for the Coupe3 comes standard and is included in the list price.

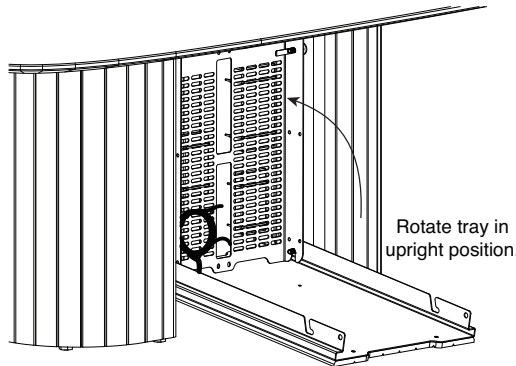
The tech panel can also be specified separately through Service Parts.



Tech panel can be used for mounting and housing a variety of audio video, power, and other technology components (components not sold by Steelcase).

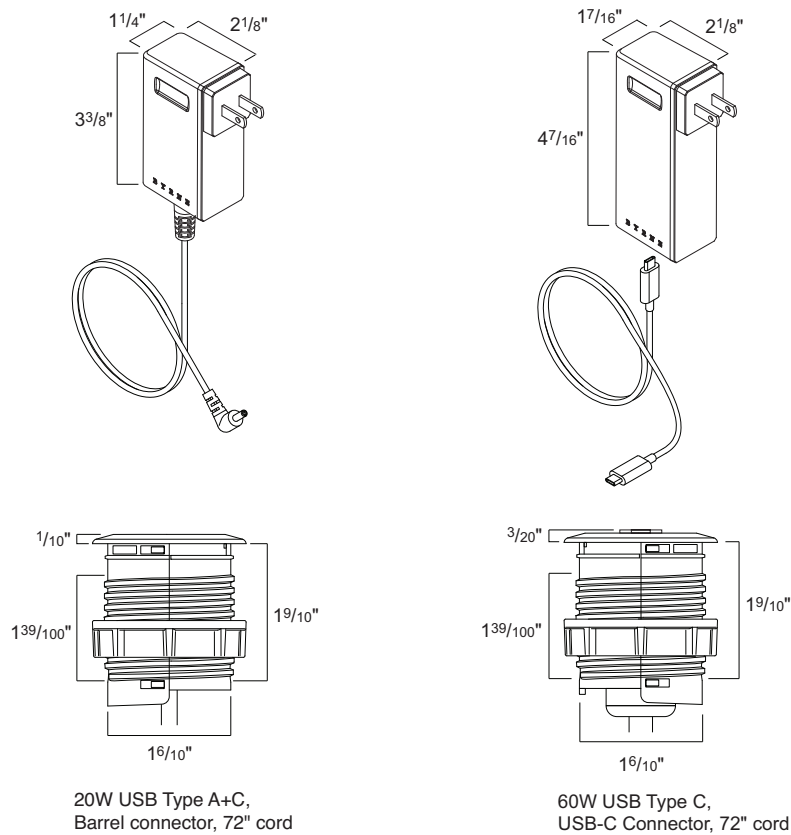


Insert tray into open door.

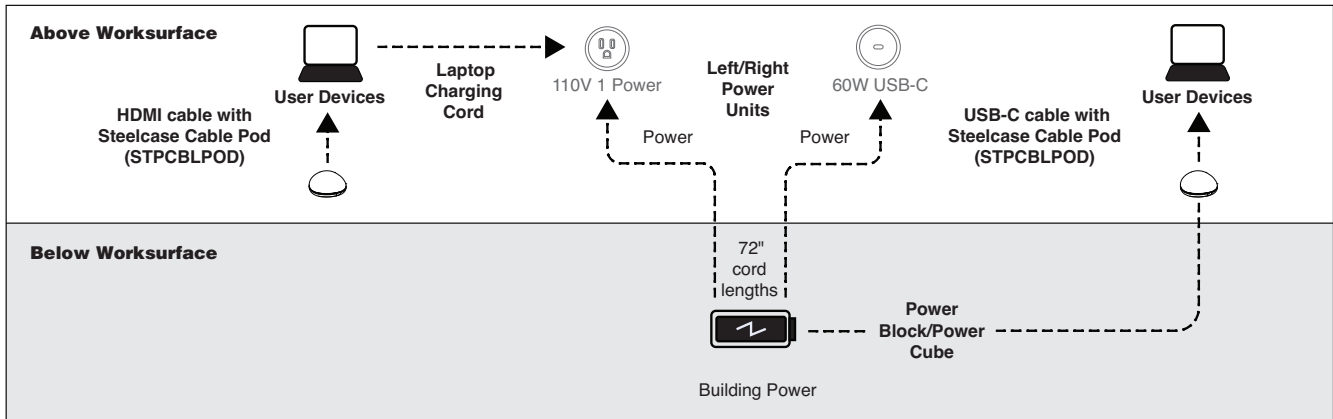



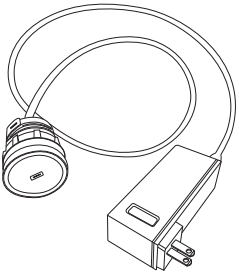
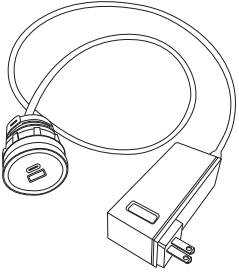
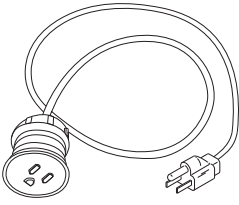
Rotate tray in upright position.

The tech panel is easily inserted into the door of the Coupe tables for mounting cleanly within the base.

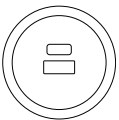


Example Power Configuration and Specification (Coupe Tables):

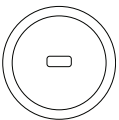


Power

110V
Standard
power



20W USB
Type A+C



60W USB
Type C

Power is available in 110V standard power, combination 20W USB Type A+C, or single 60W USB Type C.

Standard power — standard three-prong power. Hardwired connection is not available.

Left-hand and right-hand power units can be specified into the surface of the table.

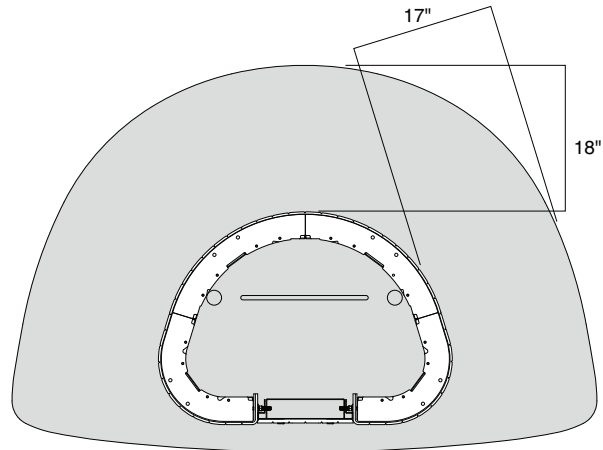
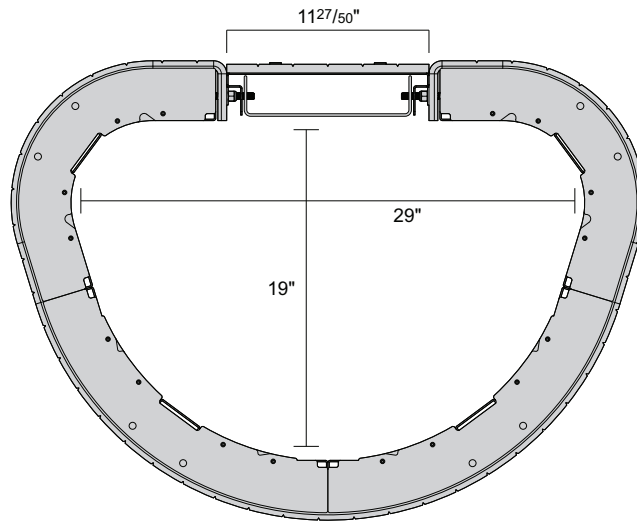


Aperture and power unit placements.

Plan for power beneath table — 72" cable length.

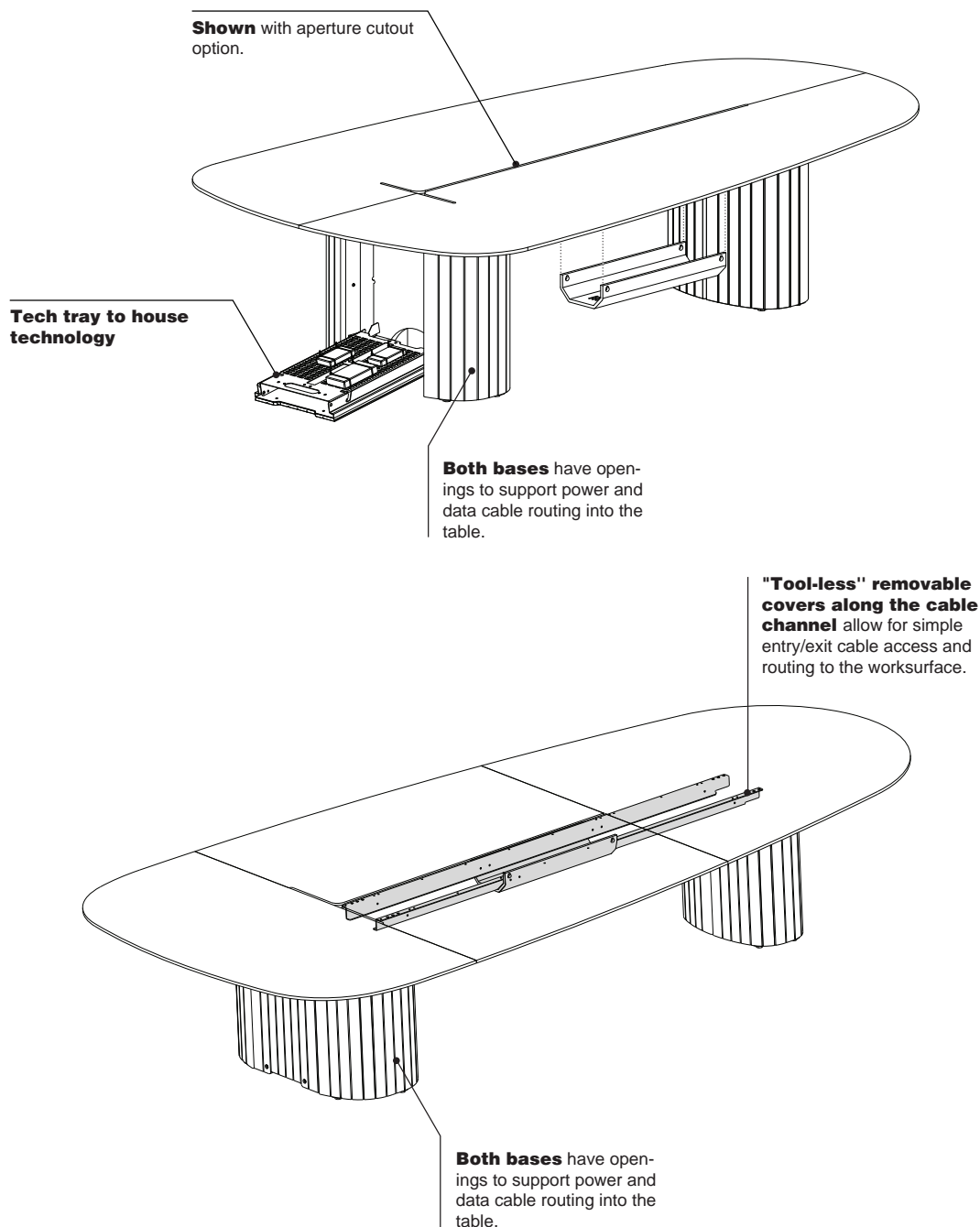
Knee and Foot Clearance for Coupe3

Tip: Knee and foot clearance is approximate.

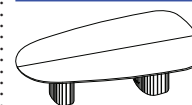
**Access Door Clearance and Inside Dimensions**

Sightline

► Specifying, page 50



Product Details



The Sightline tables are thoughtfully designed for people to people connection for both in-person and remote participants. The versatile shapes work across the floor plan accommodating various sizes of meetings.

High-Pressure Laminate Worksurfaces

User's edge profile is available in two shapes.



3 mm Plastic Edge



Knife Edge, Plastic

Edge profile finishes are specified separately from laminate color.

Wood Veneer Worksurfaces

User's edge profile is available in two shapes.



3 mm Wood Edge



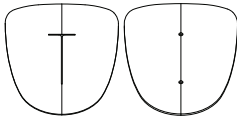
Knife Edge

Actual Dimensions

Depth	91", 120", or 156"
Width	66" or 74"
Height	29"

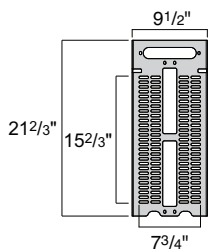


Optional grommet for wire pass-through can be used on both 3 mm plastic or wood edge and knife edge. The grommets are available in multiple finishes and will be centered along the depth of the table.



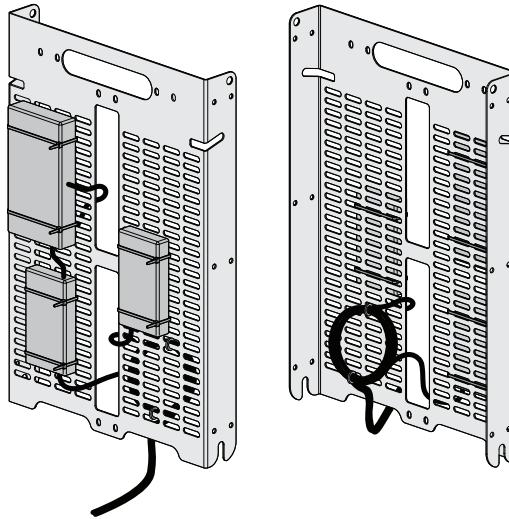
Optional aperture design for wire pass-through allows accessibility of power and technology from one end of the table to the other. Available on knife edge only.

Access opening to the large hollow base provides easy access management to any housed power or technology components.

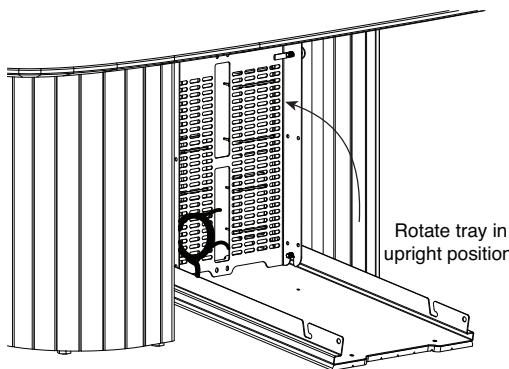
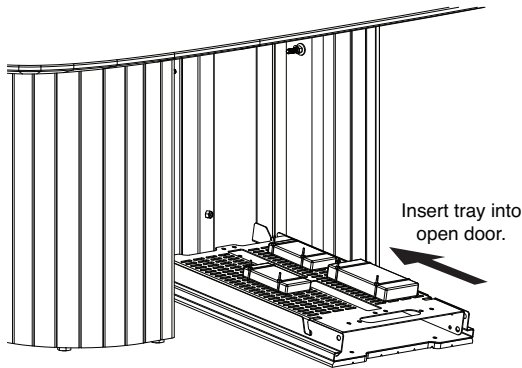


The tech panel for Sightline comes standard and is included in the list price.

The tech panel can also be specified separately through Service Parts.



Tech panel can be used for mounting and housing a variety of audio video, power, and other technology components (components not sold by Steelcase).



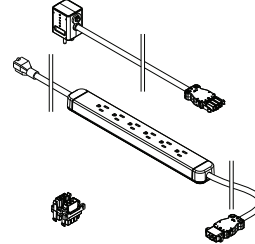
The tech panel is easily inserted into the door of the Sightline tables for mounting cleanly within the base.

Tech panel is always located at the wider end of the table.

PET wrapped base is available in dark or light heather grey.

Cable trays neatly route tech wires to base and are wrapped in PET for a clean aesthetic.

Power, Wiring, and Cabling



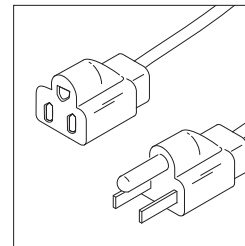
Utility power package

includes all the components needed to power the table and works seamlessly with the power pyramids. Utility power package includes:

- (1x) 120" infeed power cord
- (1x) distribution block
- (1x) 24" under worksurface utility power cord with 6 standard NEMA 5-15 3 prong OCP outlets
- (1x) additional female outlet



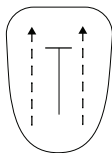
Modular power pyramids are available for Sightline tables only and can be added to the worksurface, connecting to the utility power package. Each unit includes standard power with 2 outlets and 1 USB-A + USB-C 20W. The long cord allows users to pull power closer for ease of use.



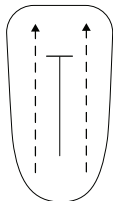
Standard NEMA 5-15 three-prong plug connects to building power.

Sightline Tables - Grain Direction

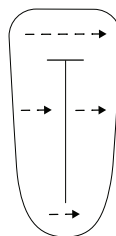
Tip: There is a 1 1/2" opening in the center of the sightline tables.



Seating for Six
Vertical grain
29" x 66" x 91"

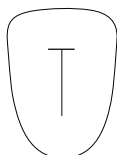


Seating for Eight
Vertical grain
29" x 66" x 120"

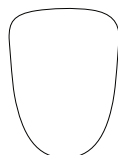


Seating for Ten
Horizontal grain
29" x 74" x 156"

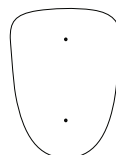
Sightline Tables - Cutout Options



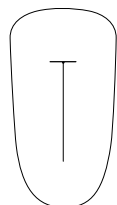
With Aperture
Seating for Six
29" x 66" x 91"



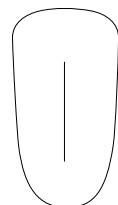
No Cutout
Seating for Six
29" x 66" x 91"



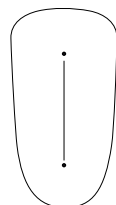
With Grommet
Seating for Six
29" x 66" x 91"



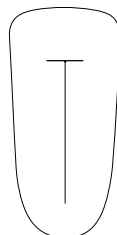
With Aperture
Seating for Eight
29" x 66" x 120"




Cutout
Seating for Eight
29" x 66" x 120"



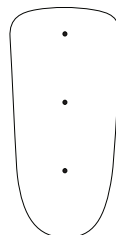
With Grommet
Seating for Eight
29" x 66" x 120"



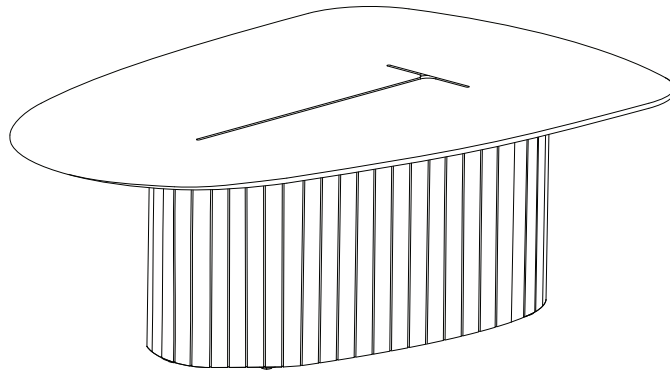
With Aperture
Seating for Ten
29" x 74" x 156"



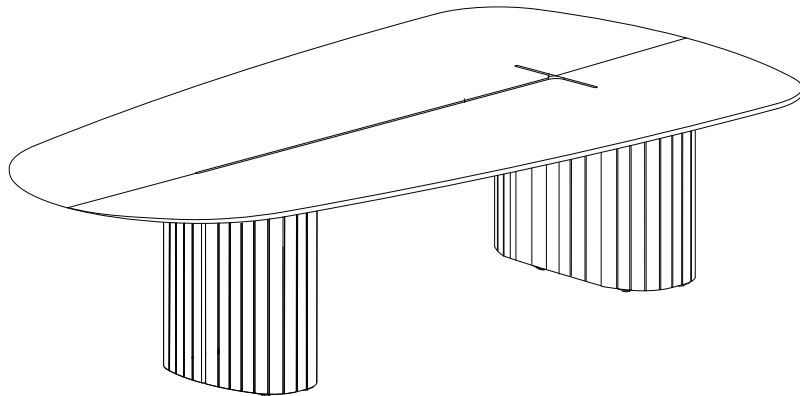
No Cutout
Seating for Ten
29" x 74" x 156"



With Grommet
Seating for Ten
29" x 74" x 156"

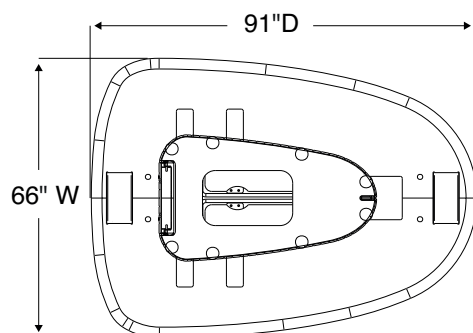
Sightline Tables - Bases

Sightline 91"D x 66"W has a large single drum.

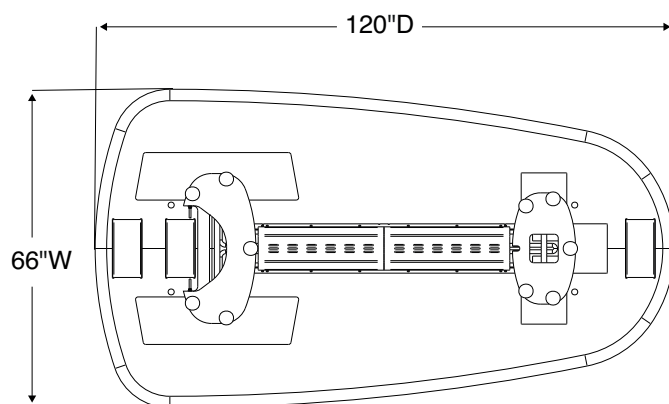


Sightline 120"D x 66"W and Sightline 156"D x 74"W
have two drums.

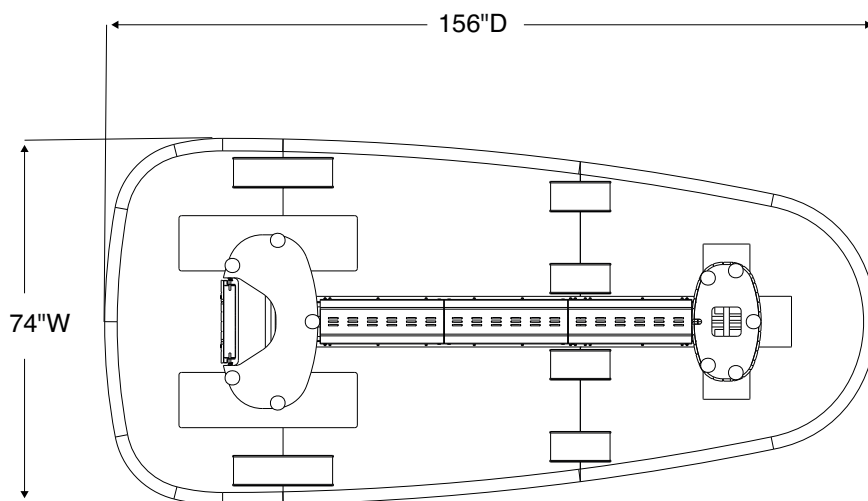
Sightline Tables - Bases, continued



91"D x 66"W table

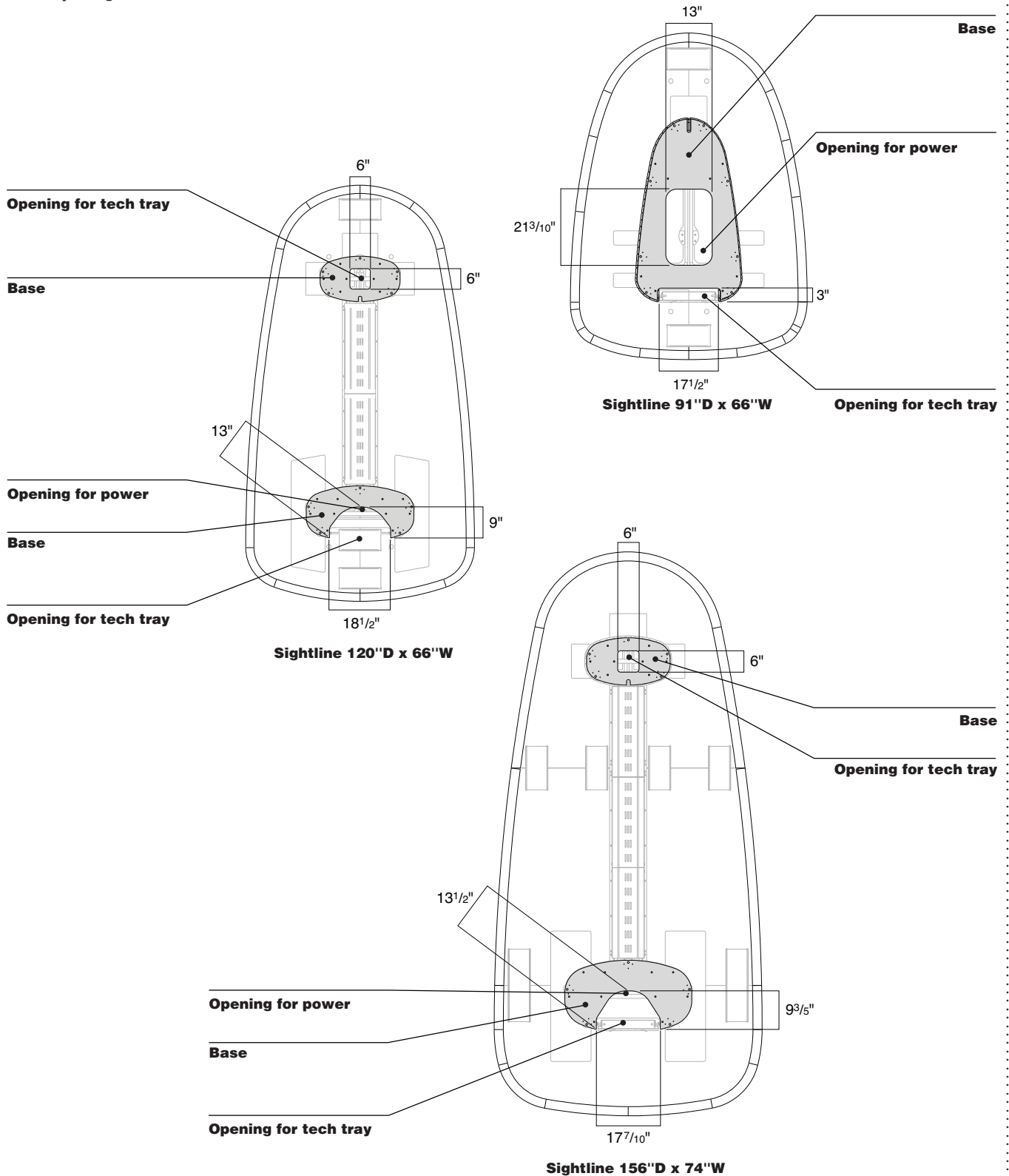


120"D x 66"W table



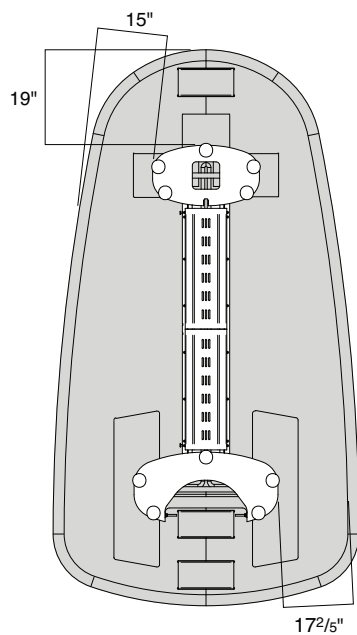
156"D x 74"W table

Floor Opening Dimensions

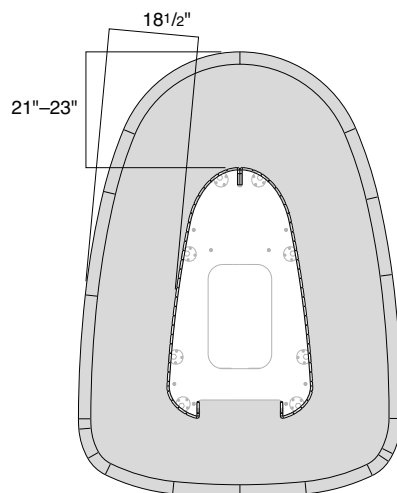


Knee and Foot Clearance for Sightline Tables

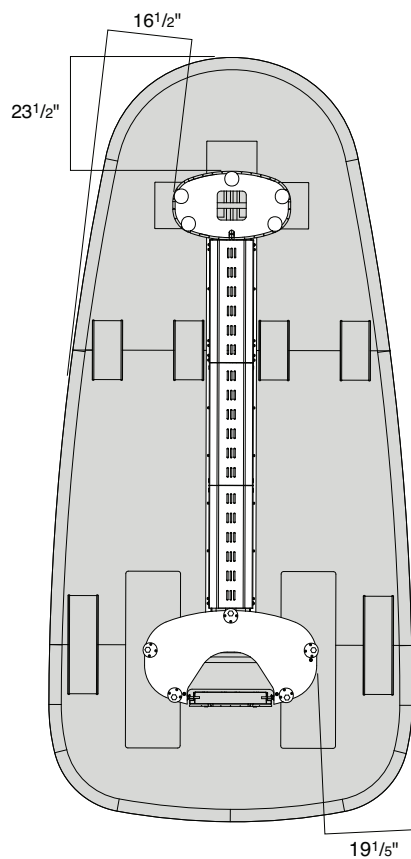
Tip: Knee and foot clearance is approximate.



Sightline 120"D x 66"W

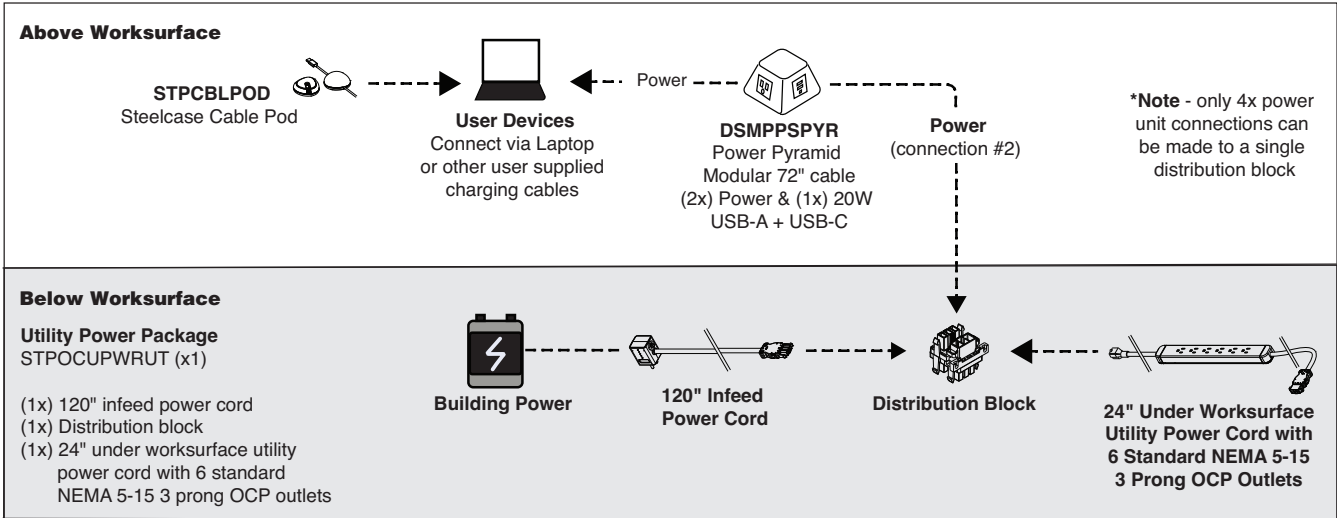


Sightline 91"D x 66"W



Sightline 156"D x 74"W

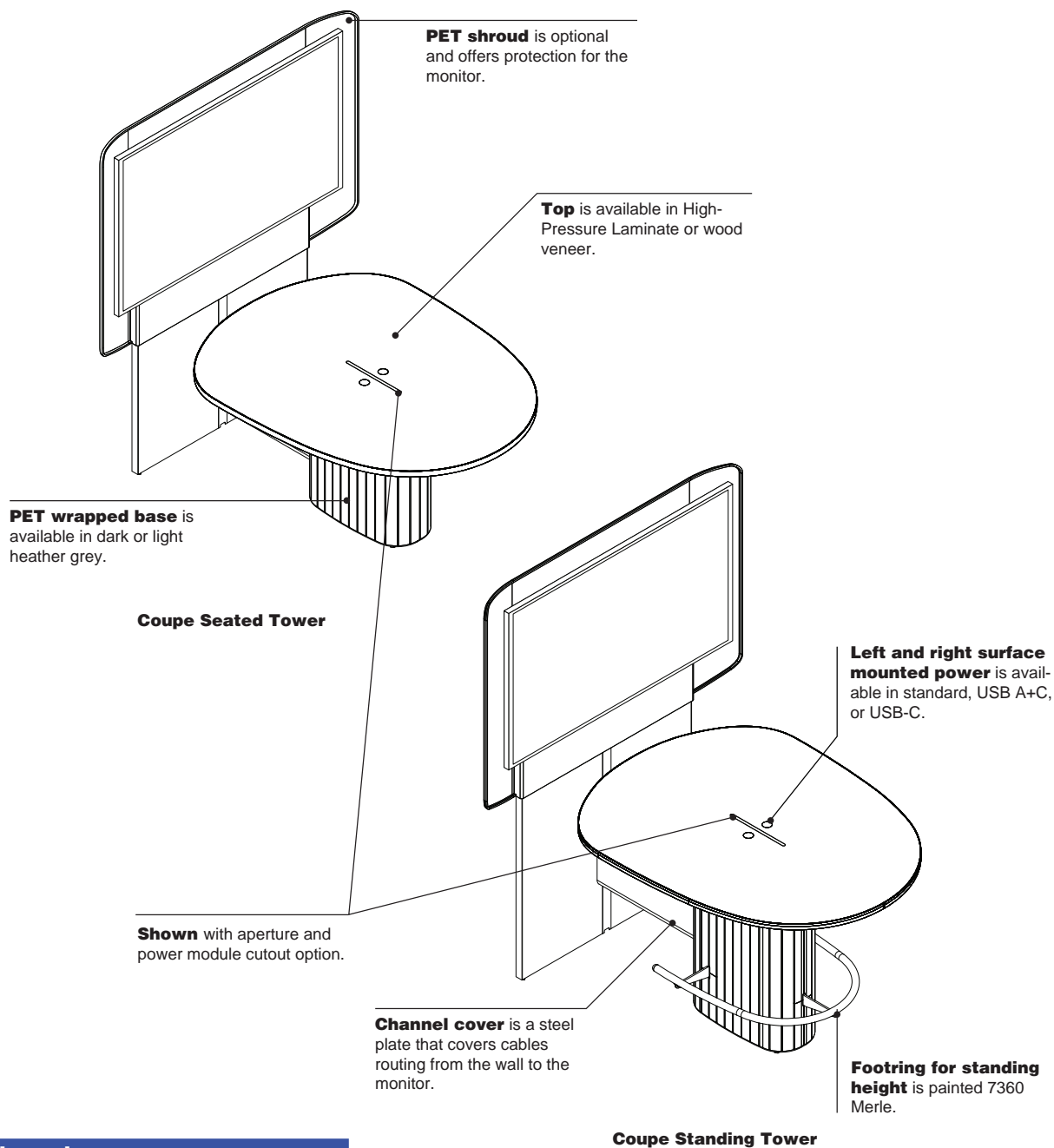
Sightline Tables Power Planning Guide



Tip: A second power pyramid can be added to this configuration and connect to the single distribution block that is included.


Coupe Towers

► Specifying, page 56



Actual Dimensions		
	Seated	Standing
Depth	61" or 67"	61" or 67"
Width	48" or 60"	48" or 60"
Surface Height	29"	40"
Shroud Height	73"	84"
No Shroud Height	63"	74"

Product Details



Coupe towers are a collaboration-ready, versatile, standalone solution that integrates technology and furniture in open and enclosed huddle spaces.

The Coupe towers are offered in seated and standing height options.

High-Pressure Laminate Worksurfaces

User's edge profile is available in two shapes.



3 mm Plastic Edge



Knife Edge, Plastic

Edge profile finishes are specified separately from laminate color.

Wood Veneer Worksurfaces

User's edge profile is available in two shapes.



3 mm Wood Edge



Knife Edge

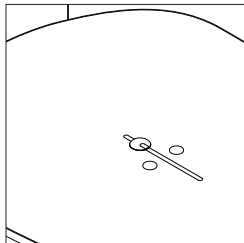


Optional grommet for wire pass-through can be used on both 3 mm plastic or wood edge and knife edges. The grommets are available in multiple finishes and will be centered along the depth of the table.

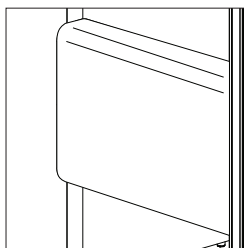
Power, Wiring, and Cabling



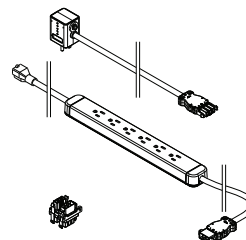
Aperture Grommet



Optional aperture design for wire pass-through available on knife edge only.



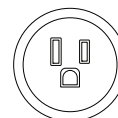
Channel cover is a tool-less steel plate that covers cables routing from the wall to the monitor. The channel is easily accessible to wires for tech updates.



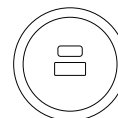
Utility power package

includes all the components needed to power the table and works seamlessly with the power modules:

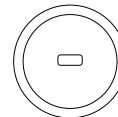
- (1x) 120" infeed power cord
- (1x) distribution block
- (6x) standard NEMA 5-15 3 prong OCP outlets
- (1x) 24" under worksurface utility power cord
- (1x) additional female outlet



110V
Standard
power



20W USB
Type A+C



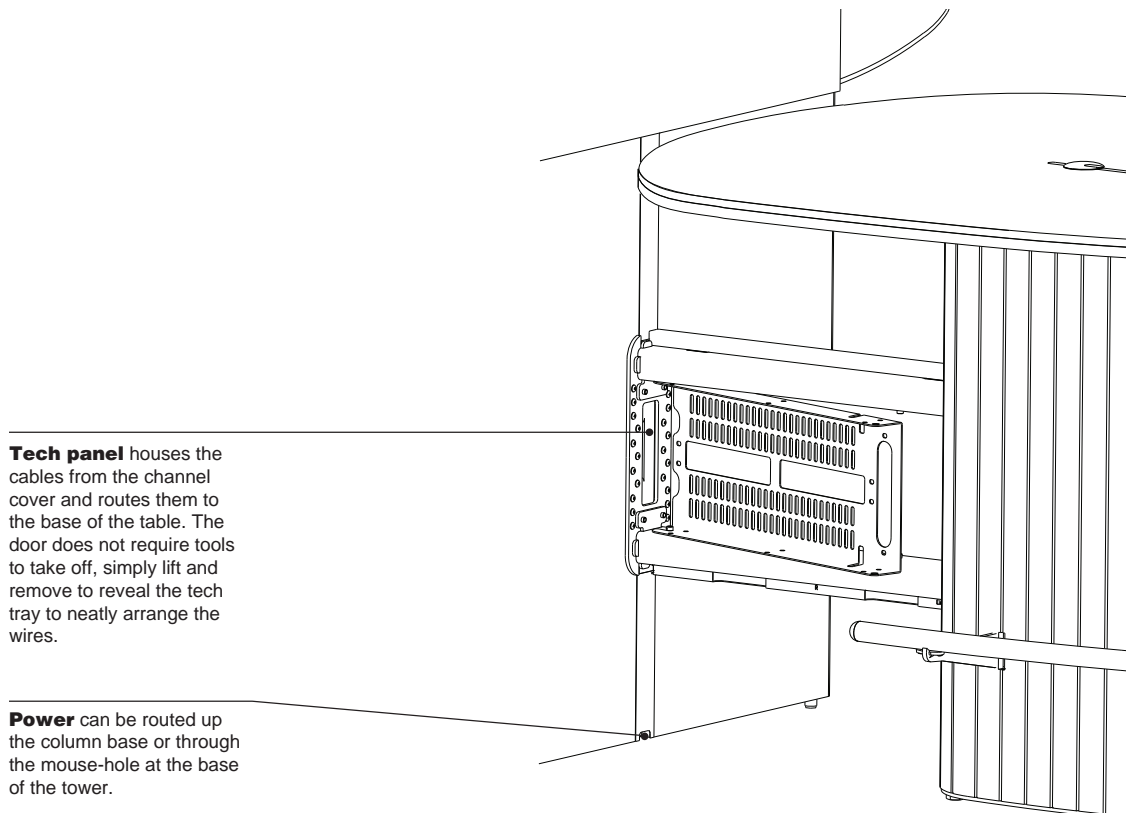
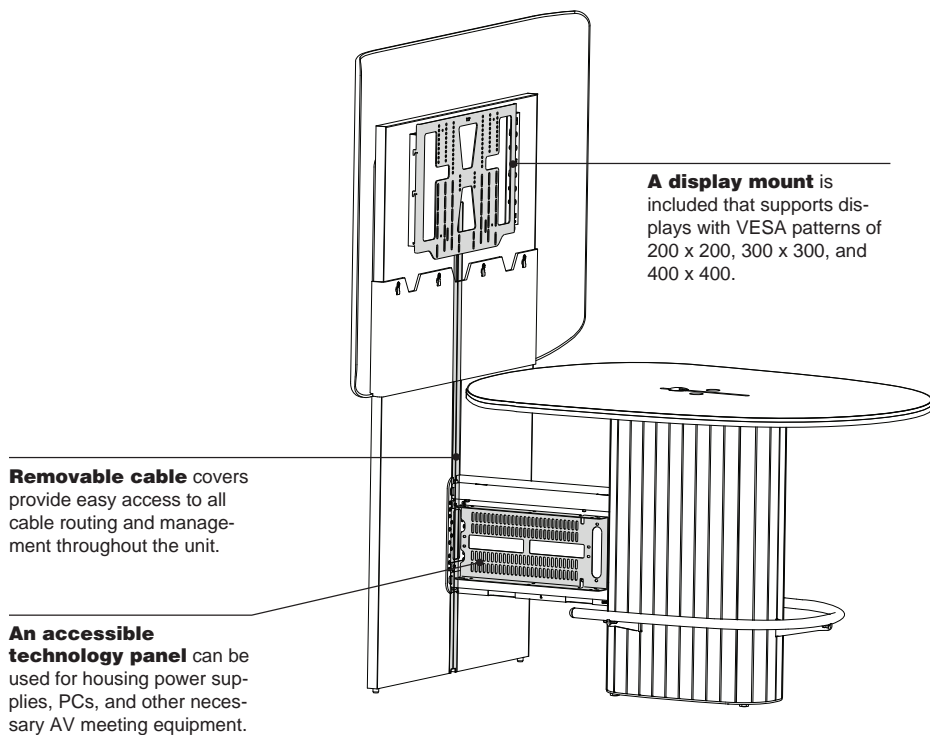
60W USB
Type C

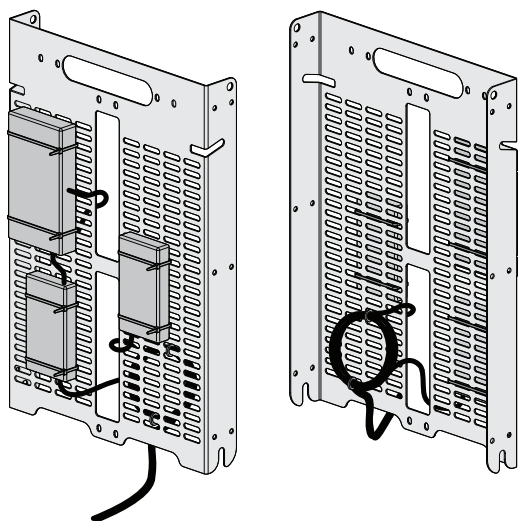
Power modules are available in 110V standard power, combination 20W USB Type A+C, or single 60W USB Type C and can be integrated into the worksurface.

Standard power — standard three-prong power. Hardwired connection is not available.

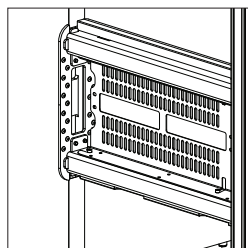
Left-hand and right-hand power units can be specified into the surface of the table.

Coupe Tower Power, Technology and Cable Management

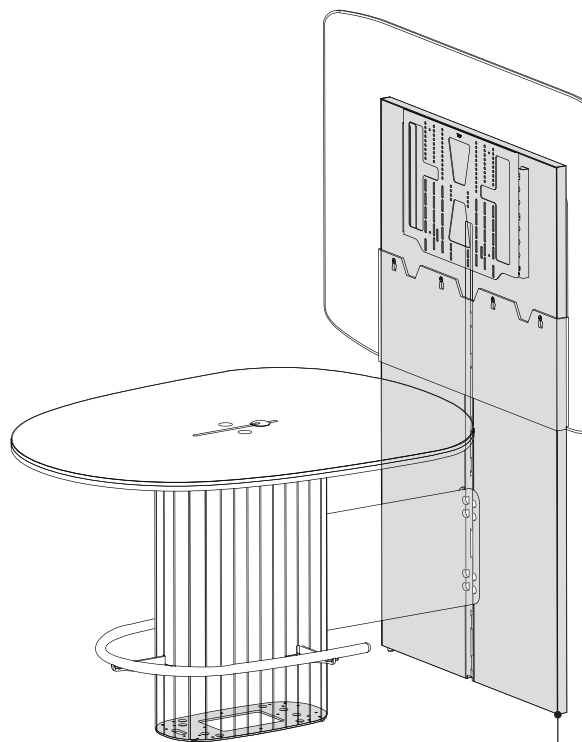




Tech panel can be used for mounting and housing a variety of audio video, power, and other technology components (components not sold by Steelcase).



The tech panel is easily inserted into the door of the Coupe tower for mounting cleanly within the base.



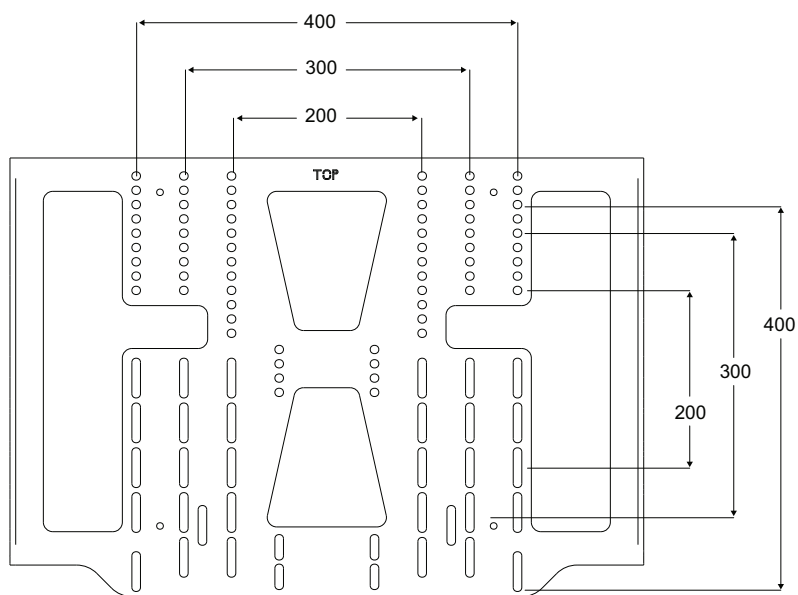
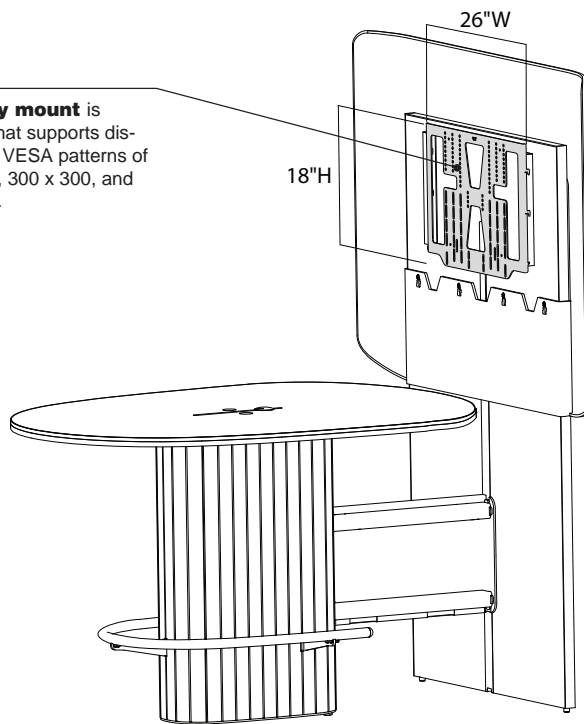
The tower base has an access port at the bottom for an alternative route for power and data cables to make their way into the structure.

The tower panel is on glides and has a cable pass through in the middle to provide a clear path for power and data cables to make their way into the structure.

Display Mount Plate and Rails

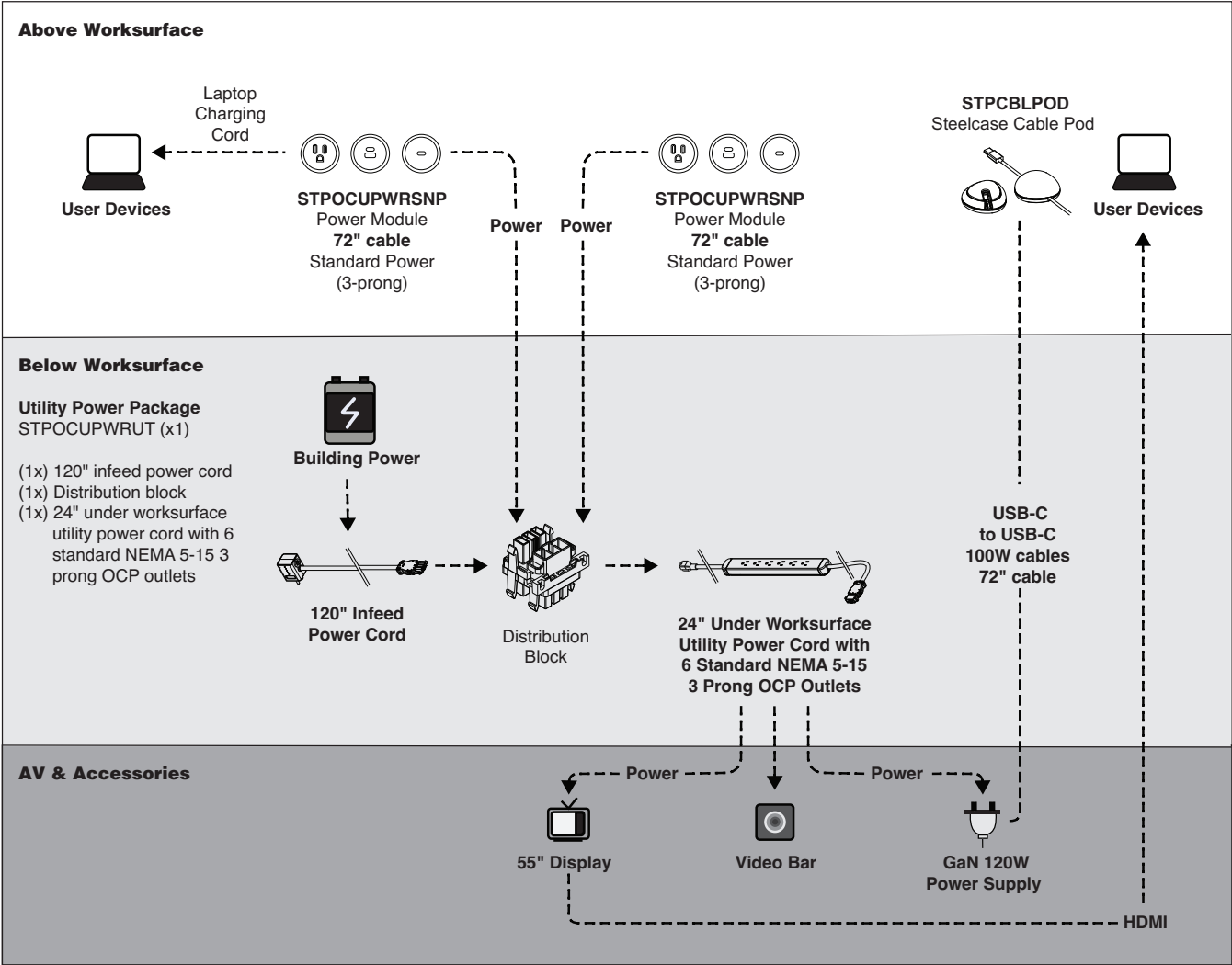
Supports up to 400 x 400 VESA.

A display mount is included that supports displays with VESA patterns of 200 x 200, 300 x 300, and 400 x 400.



Display Mount Plate and Rails

Coupe Towers Power Planning Guide

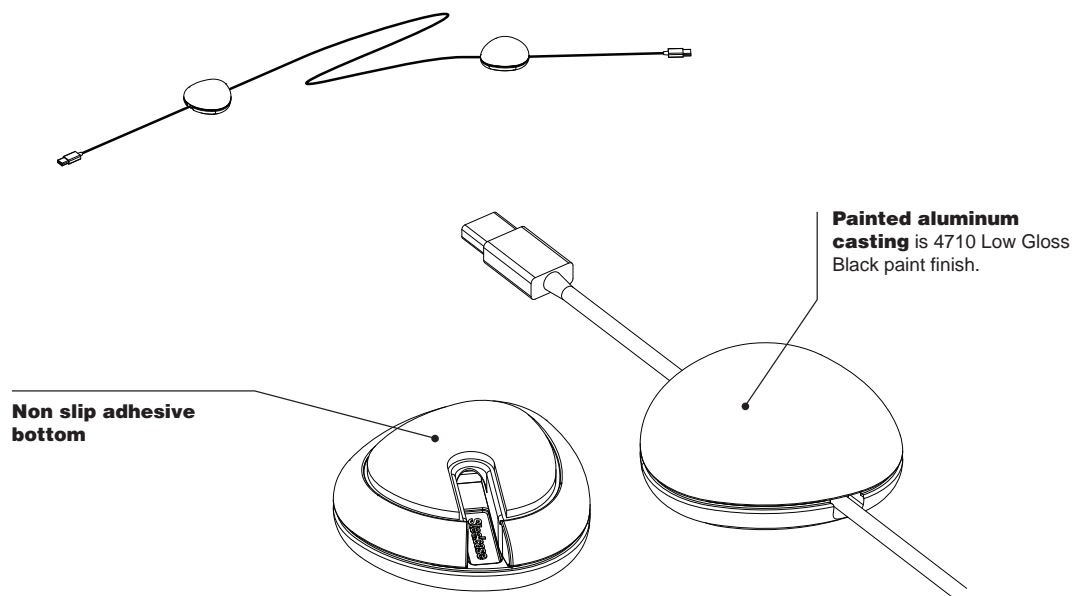


Cable Pods

Cable pods keep power and display connections where needed, offering a clean and flexible solution for managing cables at the worksurface.

Cable pods are designed for use on surfaces that have an open aperture and are attached to cables that are sold separately.

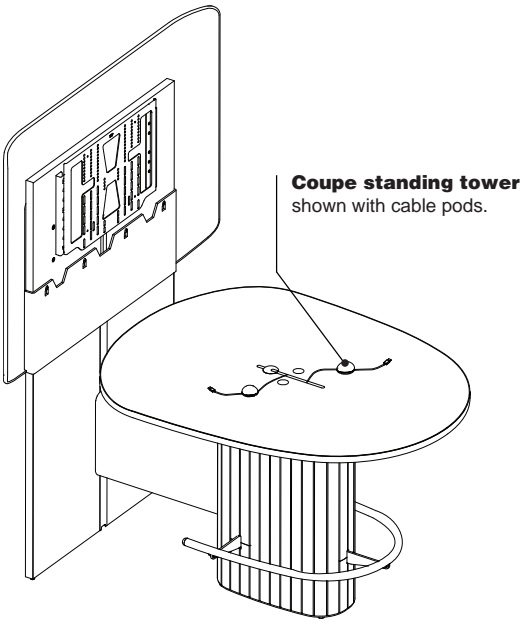
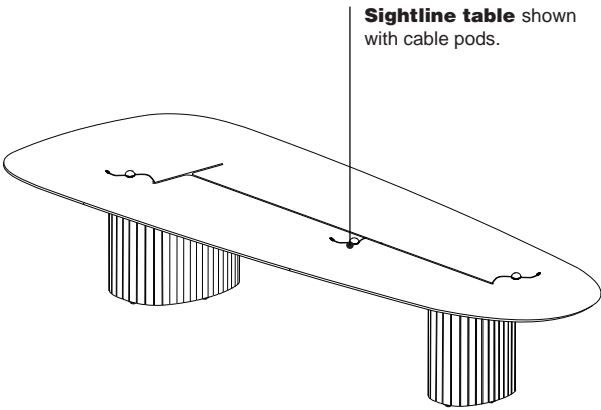
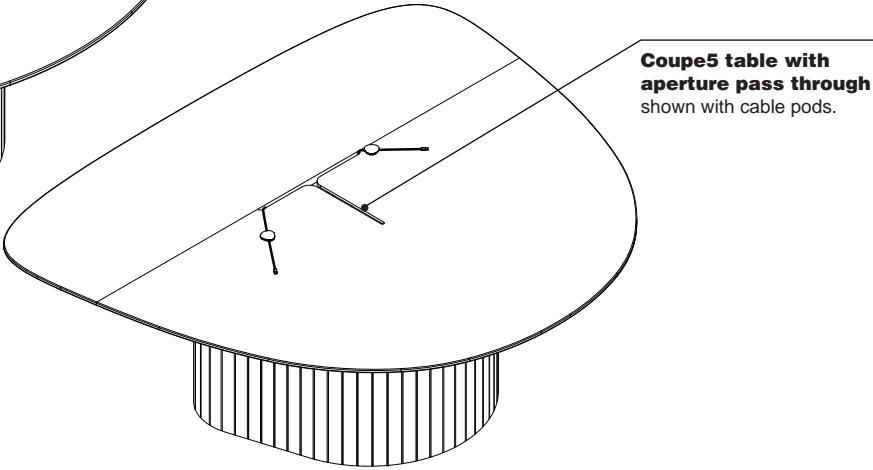
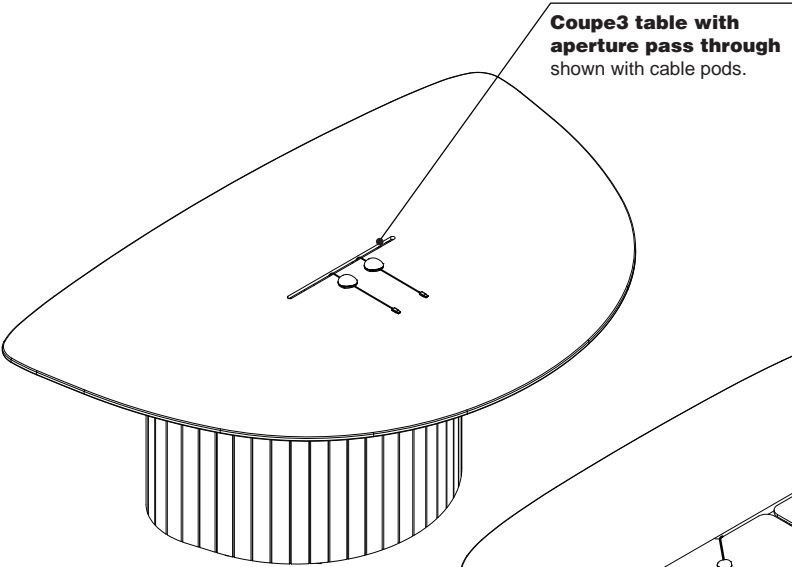
Cable pods come in a pack of four and are designed to clasp around cables with diameters ranging from 3 mm to 6 mm.
► Specifying, page 59



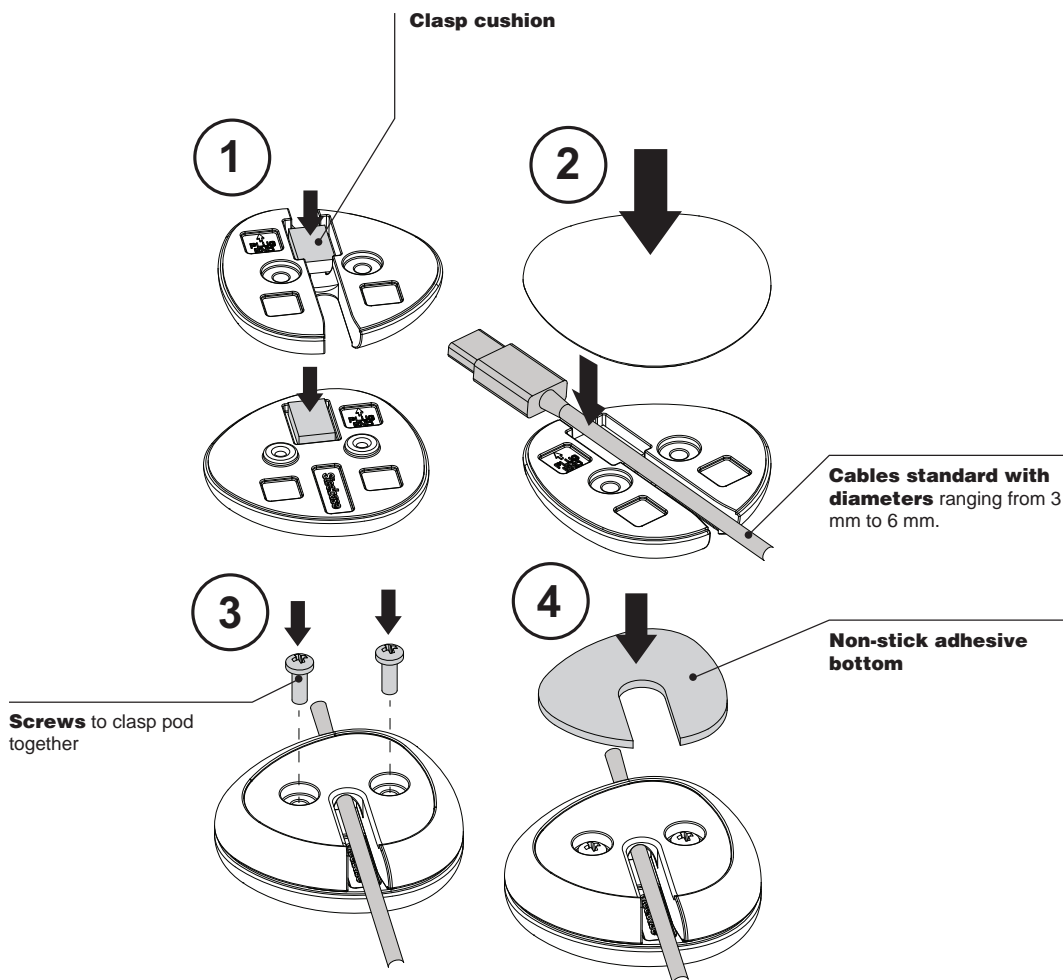
Actual Dimensions

Depth	2"
Width	2"
Height	3/4"
Weight	70 grams

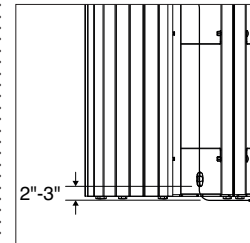
Cable Pod Applications



Cable Pods Assembly Directions



Cable pods are clasped together via two screws. A non-slip adhesive bottom is provided for each pod and is easily applied over the screws once the desired clasp tension is achieved.



The cable pod used as the counterweight (the pod below the worksurface) should be placed at least 2 inches above where the cable rests above the floor. For optimal use, each cable should be fitted with two pods - one above the worksurface and one below to keep connections in place and provide a counterweight for stability.

Ocular Frame

Ocular frame features a simple design that reduces install times and provides an adaptable, future-proof technology solution in huddle rooms or large conference spaces.

► Specifying, pages 60–62

Monitor support ranging from a single 55", single 105" (21:9), and up to dual 75" displays.

Accent panel offers a mountable structure for wall-mounted cameras and enhances visual aesthetics by seamlessly integrating the cameras into the environment. The camera panel can only be specified in laminate or veneer.

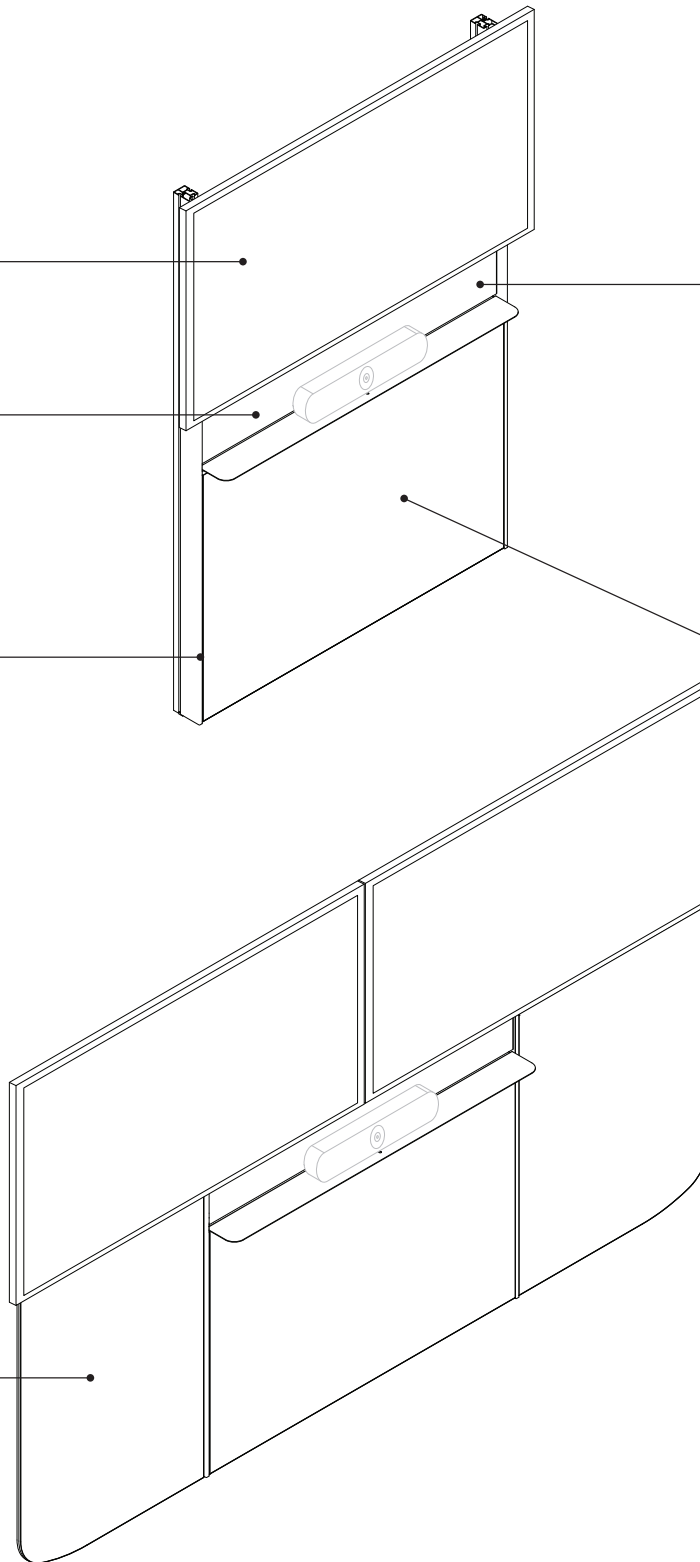
Frame is painted.

Camera shelf is included for foot mounting cameras and sound bars allowing for a simple and flexible installation within the space. The camera shelf is paint matched to the specified frame paint color.

Tip: If mounting camera above the display, the mounting bracket is not included. Please purchase the camera and the camera's OEM display mount bracket separately.

Panel is easy to open and can be used for housing power supplies and other AV meeting equipment. The access panel can be specified in High-Pressure Laminate, fabric, or wood veneer.

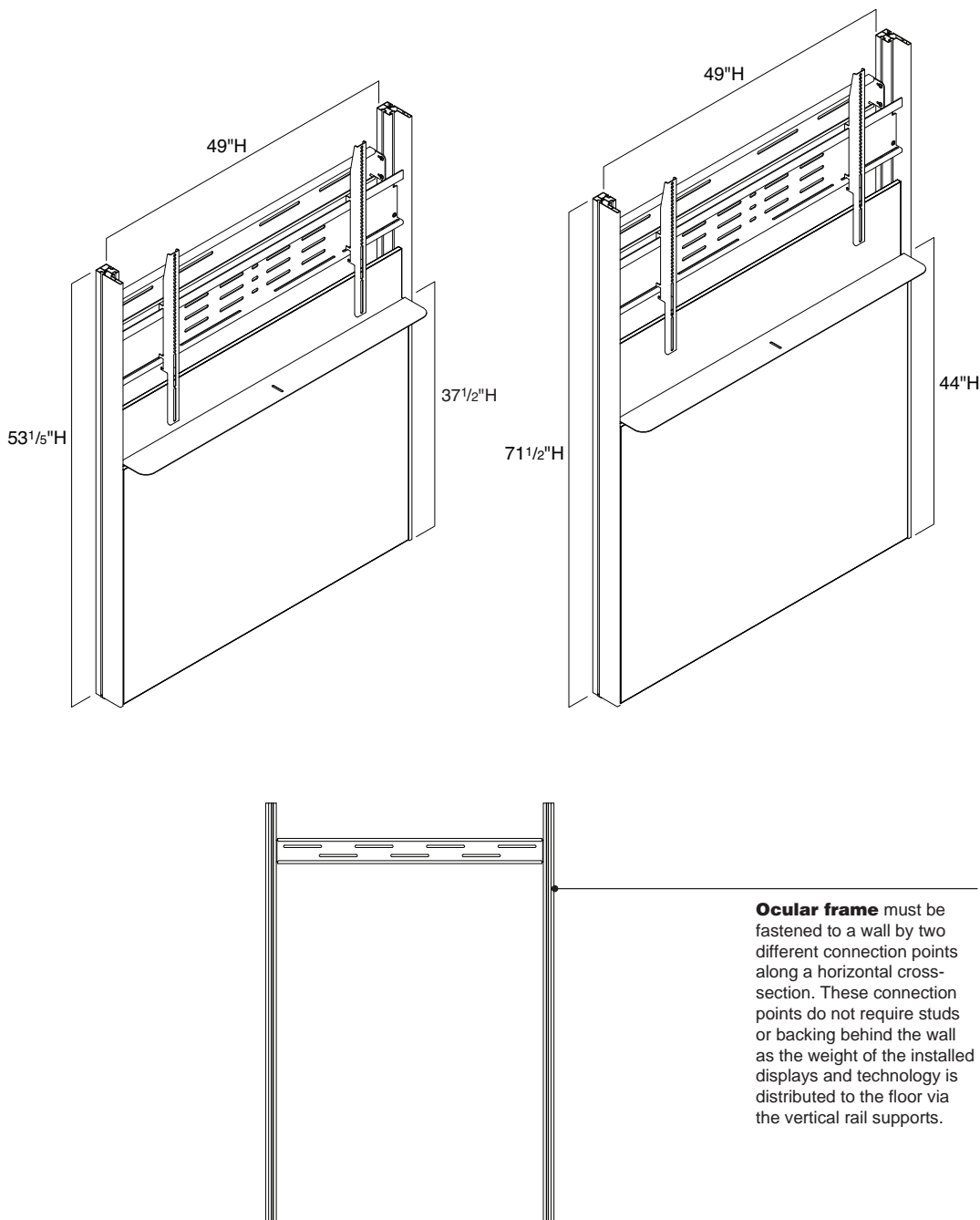
Side panels are ADA compliant for dual or large screen installations. Side panels can be specified in High-Pressure Laminate, fabric, or wood veneer.



Product Details

Ocular frame is available in two sizes:

- **Ocular frame, 71" height** is designed for conference or task seat and stool height meeting room configurations that can support displays 55" and larger.
- **Ocular frame, 53" height** is designed for lounge seat meeting room configurations that can support 43" to 55" displays.

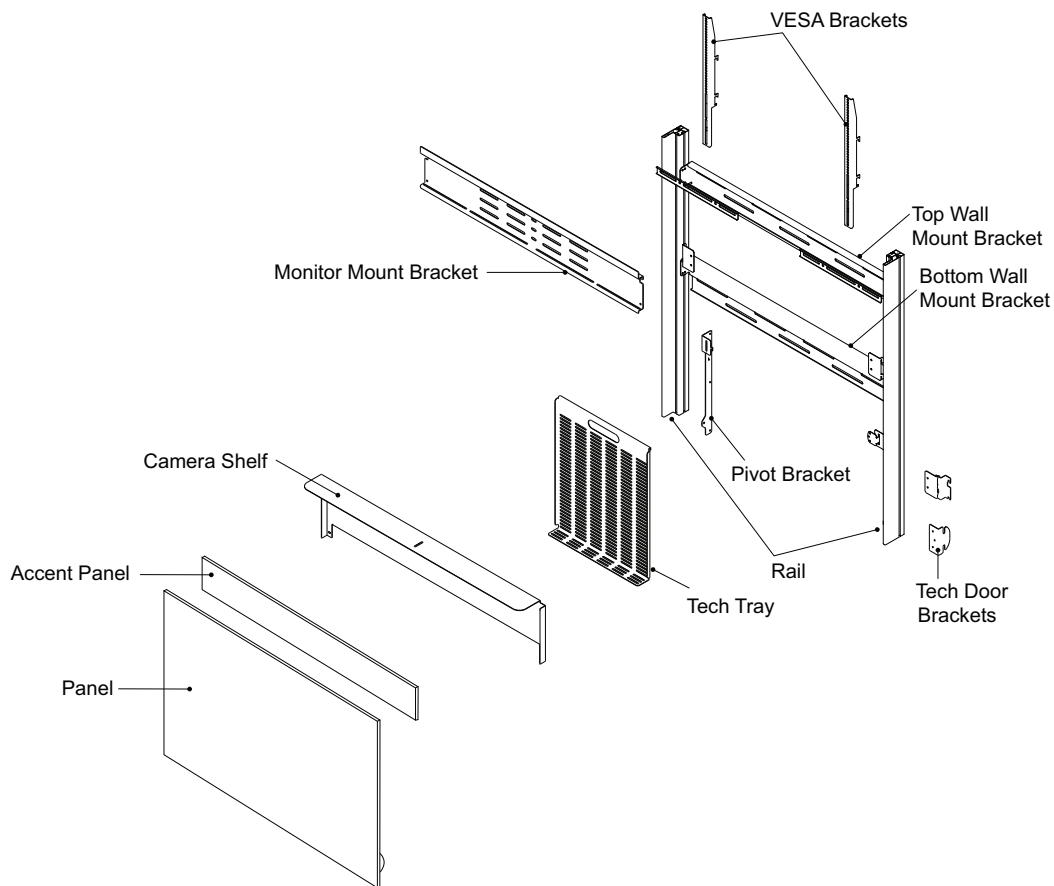


Ocular frame must be fastened to a wall by two different connection points along a horizontal cross-section. These connection points do not require studs or backing behind the wall as the weight of the installed displays and technology is distributed to the floor via the vertical rail supports.

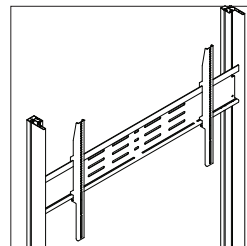
Actual Dimensions

Width	49"
Height	53 1/5" or 71 1/2"
Depth	4 1/2"
Weight	52 pounds

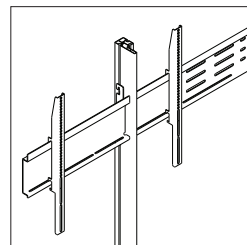
There are ten primary parts that make up the base unit (non-ADA panel) for Ocular frame.



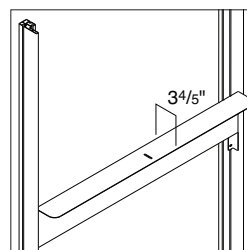
Product Details



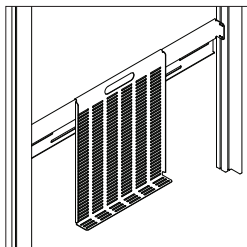
VESA display mount is included and supports display configurations with VESA hole patterns up to 1100W x 600H.



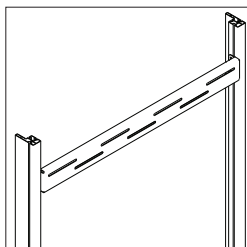
For the 71"H frame, a VESA extension kit is required for single monitor with a horizontal VESA pattern greater than 1200 mm or for any dual monitor setup. For the 53"H frame, dual 43" monitors do not require the VESA extension kit, but do require the included offset bracket.



Camera shelf is included for foot mounting cameras and sound bars allowing for a simple and flexible installation within the space.

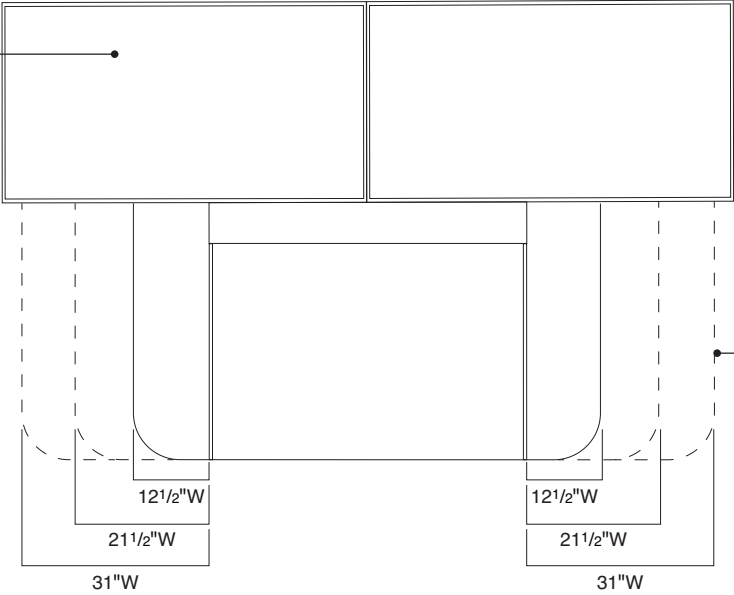


Tech panel utilized for mounting AV technology and power components is accessible behind the access door and can slide along a horizontal support to accommodate existing power and data outlet locations at the wall.



Horizontal wall attachment includes seven different slot openings that span the entire cross section to ensure that the desired attachment point at the wall can be utilized.

Side ADA panels are available in 12½", 21½", and 31" widths. Parametric sizes are also available allowing for 1⁄16th adjustment between 12½" and 31" widths. ADA panels should be specified anytime the overall width of the display(s) exceed 12" beyond the edge of the Ocular frame rail.

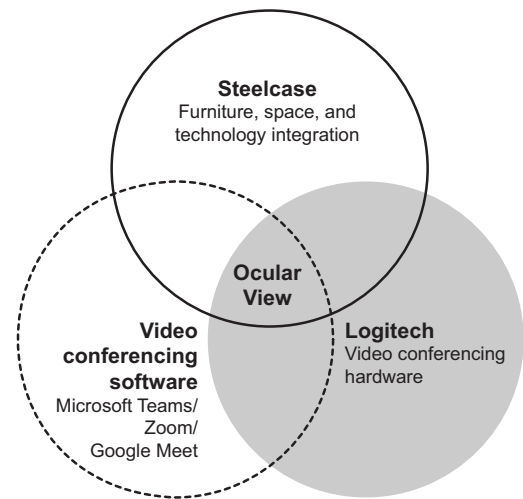


ADA Panel Sizing Guide

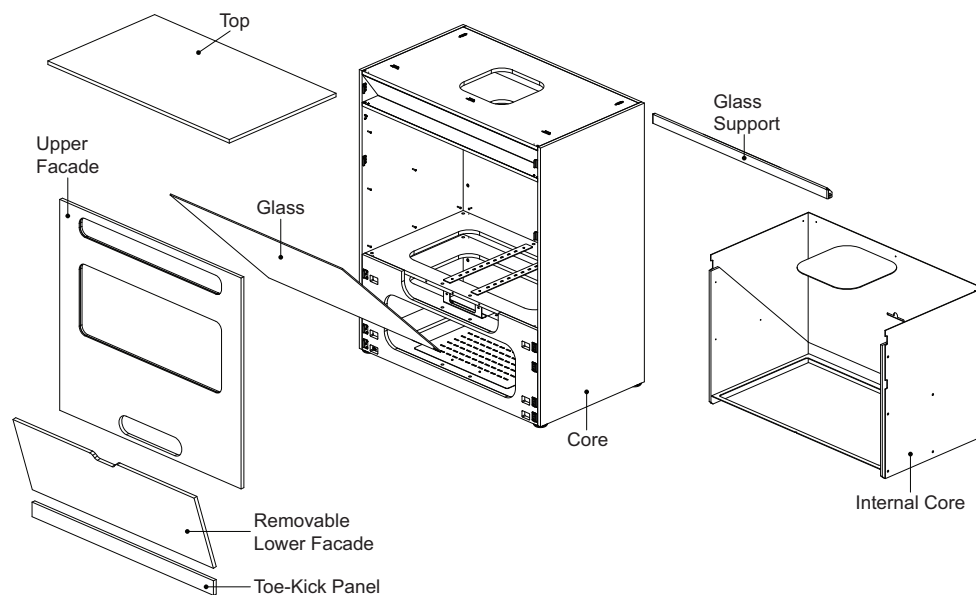
ADA Panel Size	No ADA Panels	12½"W	21½"W	31"W
Display with Compliance	<72.43"W	<97.43"W	<115.43"W	<134.43"W

Ocular View is an immersive meeting experience created and manufactured by Steelcase in partnership with Logitech. It's an exploration of braiding digital with physical to create a more natural and immersive meeting environment.

The Ocular View experience uses well-known Logitech AV equipment, the leading meeting platforms (Teams, Zoom, etc.), and a Steelcase designed space, including furniture and the manufactured digital counterpart to create an unsurpassed and new-to-world meeting experience.



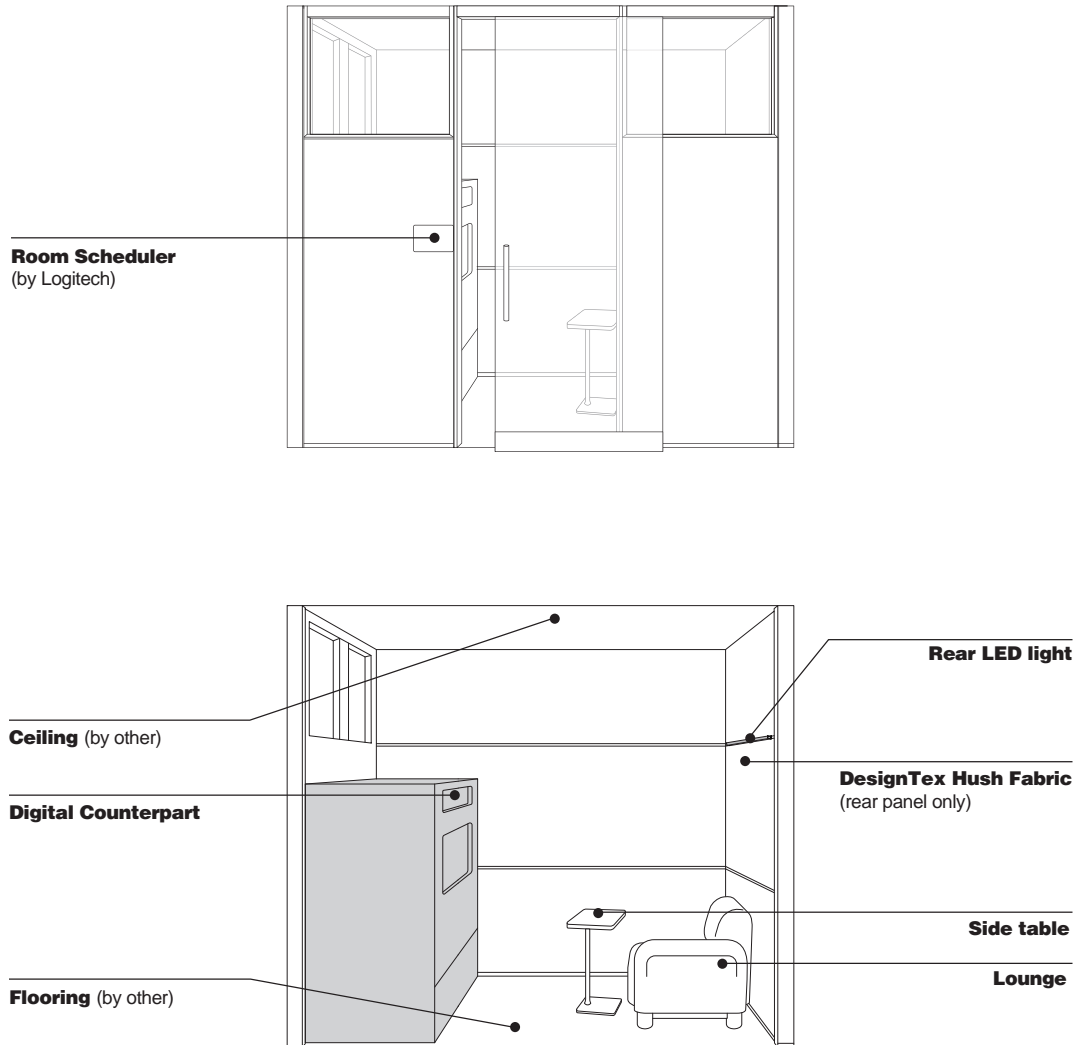
The technology experience is housed in the bottom of this manufactured box known as the "digital counterpart". This product is manufactured by Steelcase Inc. and houses the Logitech technology used to enable the Ocular View experience. The digital counterpart must be sold with an Everwall application at launch.



Ocular View—Digital Counterpart

Engaging face-to-face in a hybrid world is difficult, forcing us to find new ways to connect regularly through digital tools.

Ocular View integrates digital technology within the physical work environment to form an immersive experience that simulates a more natural human connection, fostering stronger relationships.



Ocular View shown in fully enclosed Everwall enclave for reference. Lounge and side table sold separately.

Tip: Entry wall, door, and room scheduler not shown for clarity purposes.

Tip: Several single-user and two-user lounge options will be available from Steelcase and other partner brands for order specification by the dealer. Please see the Ocular View Seating Guide on Village for more details. Please work with the Architectural Solutions Specification team to specify the best Everwall option for your customer's needs.

Product Details

Two sizes of the digital counterpart are available:

The 53" digital counterpart is best for Everwall spaces between 53½" and 67½" wide. The digital counterpart will slide/drop into the wall opposite the lounge. The dimensions of the 53" digital counterpart are 30½"D x 53"W x 47"H. This size is the most versatile for customer applications and Everwall footprints.

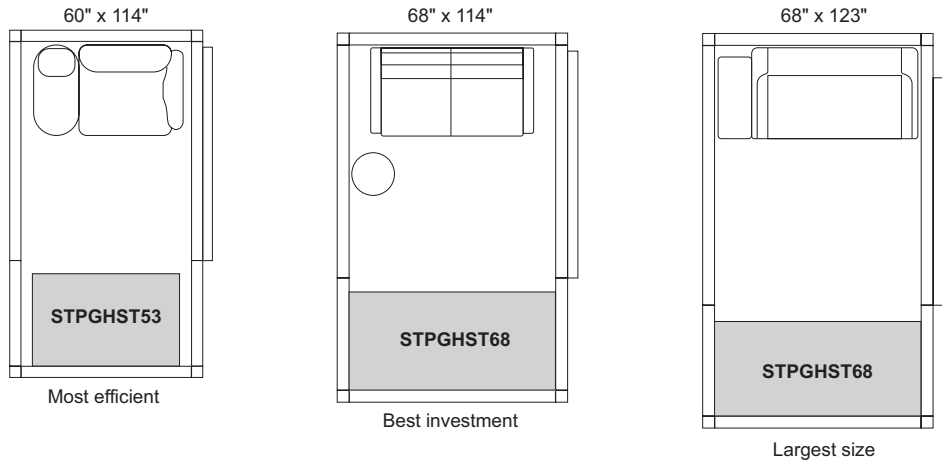
The 68" digital counterpart is designed for Everwall with a 68" width and creates a flush wall-to-wall experience that feels premium and integrated to the user. This size is only available on 68" Everwall units. The dimensions of the 68" digital counterpart are 30½"D x 68"W x 47"H.

Tip: View technology is ordered through a Dealer's AV business or AV integrator/reseller partner as a Logitech reference bundled kit. A technology installation guide will be provided to the customer. Please refer to the Logitech technology and installation guide for more details on technology required for purchase and installation.

Ocular View – Everwall Application (Americas only)

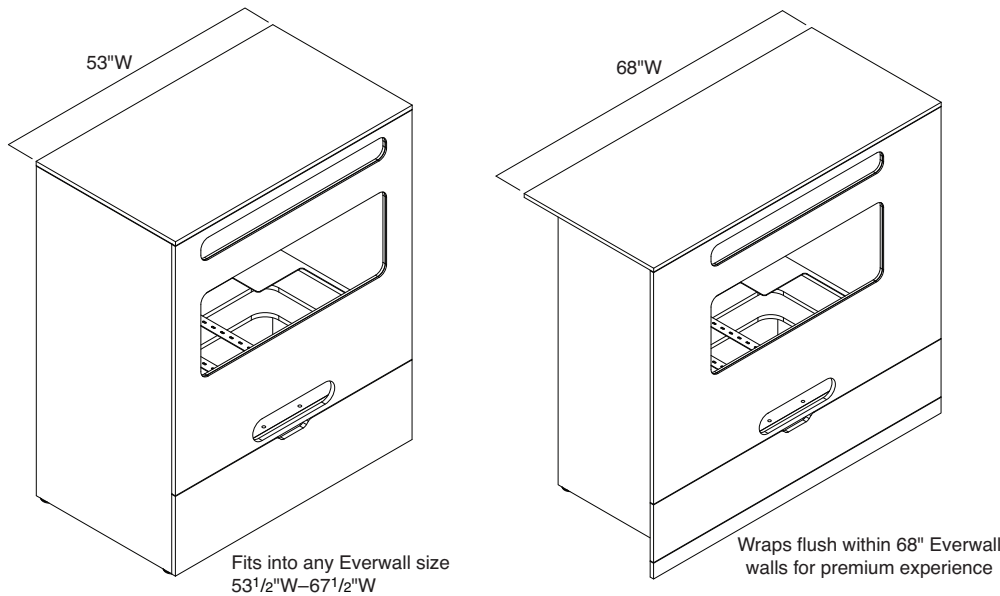
Ocular View – Everwall
Applications (Americas only)

Three standard footprints:



Tip: All sizes can achieve ADA compliance. Please work with local codes and jurisdictions, as well as the Steelcase Architectural Solutions Specification team to specify an ADA compliant solution.

Two standard sizes of the digital counterpart:



Actual Dimensions

	Digital Counterpart 53" STPGHST53	Digital Counterpart 68" STPGHST68
Depth	30 1/2"	30 1/2"
Height	47"	47"
Width	53"	68"

Product Details

Ocular View Everwall comes in three standard footprints. The minimum recommended width is 60" and maximum 68" wide. The minimum required length is 114", and the maximum is 123".

The 68"W x 114"L and 68"W x 123"L versions come with the 68" wall-to-wall digital counterpart and are designed to provide a more comfortable and premium user experience.

The 60"W version is more compact and designed to be most efficient for floor plans.

Tip: Only on the 53" unit are the side panels specifiable with a finish option. This is due to the sides not sitting flush with the Everwall system, as they are with the 68" unit.

Product Details

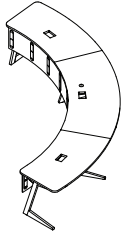
Two sizes of the digital counterpart are available:

The 53" digital counterpart is best for Everwall spaces between 53 1/2" and 67 1/2" wide. The digital counterpart will slide/drop into the wall opposite the lounge.

The 68" digital counterpart comes standard on Everwall units with a 68" width and creates a flush wall-to-wall experience that feels premium and integrated to the user.

Tip: View in Everwall will be specified through the Architectural Solutions Specification team. The experience requires various physical rules in materiality, sizing, distances, and design specifications to work properly for the user. Please reach out to them using their intake form: https://steelcase.co1.qualtrics.com/jfe/form/SV_0PWXC4kFdVxJ229

Arc7



► Need help?
Product details,
page 8

Standard Includes

- Top: High-Pressure Laminate price group 1 with 3 mm plastic edge, curved shape, three sections
- Legs: paint price group 1
- Modesty screen: PET, three sections with matching mounting brackets
- Power, if selected: paint

Required to Specify

- 1 Style number
 - 2 Surface type (see below under Required Selections)
 - 3 Surface power (see below under Required Selections)
 - 4 Laminate color number for top
 - 5 Plastic color number for 3 mm plastic edge
 - 6 Paint color number for legs
 - 7 PET color number for modesty screen
 - 8 Options, if selected (see below)
- See *Surface Materials*, page 70.

Tip: Power is only available on a surface with cutout.

	Required Selections	U.S. Price	Required to Specify
Surface Type	• With cutout	No cost	Specify <i>with cutout</i> .
	• No cutout	No cost	Specify <i>with no cutout</i> .
Surface Power	• No power	No cost	Specify <i>with no power</i> .
	• With power	+\$ 850	Specify <i>with power</i> .

	Options	U.S. Price	Required to Specify
Surface Materials	High-Pressure Laminate top		
	• High-Pressure Laminate price group 1	No cost	Specify laminate color number.
	• High-Pressure Laminate price group 2	+\$ 82	Specify laminate color number.
	• High Pressure Laminate price group 3	+\$ 359	Specify laminate color number.
	• Open Line laminate	+\$ 105	Specify laminate color number.
	Composite veneer top		
	• Composite veneer group 1	+\$1350	Specify composite veneer color number.
	• Composite veneer group 2	+\$1600	Specify composite veneer color number.
	Wood top		
	• Customiz stain	No cost	Specify <i>with Customiz stain</i> .
	• Veneer group 1	+\$1485	Specify veneer color number.
	• Veneer group 2	+\$1760	Specify veneer color number.
	• Veneer group 3	+\$2420	Specify veneer color number.
	• Full-fill finish on veneer group 1	+\$1650	Specify full-fill finish number.
	Leg finish		
	• Paint price group 1	No cost	Specify paint color number.
	• Paint price group 2	+\$ 308	Specify paint color number.
	• Paint price group 3	+\$ 431	Specify paint color number.
	Screen finish		
	• P630 Medium Heather Grey	No cost	Specify P630 Medium Heather Grey.
	• P631 Dark Heather Grey	No cost	Specify P631 Dark Heather Grey.
Power Connection	• Hardwire	No cost	Specify <i>with hardwire</i> .
	• Modular	+\$ 175	Specify <i>with modular</i> .
Surface Power	Infeed cord length (modular)		
	• 6' standard cord	No cost	Specify <i>with 6' standard cord</i> .
	• 10' standard cord	+\$ 80	Specify <i>with 10' standard cord</i> .
	Power plug type (modular)		
	• Standard NEMA	No cost	Specify <i>with standard NEMA</i> .
	• 90° NEMA	No cost	Specify <i>with 90° NEMA</i> .

► Options, continued on next page

Tip: The bracket paint color will default to match the selected screen color. P630 Medium Heather Grey will ship with 4799 Platinum Metallic painted brackets. P631 Dark Heather Grey will ship with 7360 Merle painted brackets.

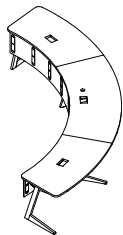


For Canadian Pricing
Multiply U.S. Price by the Canadian price factor.
► See page 1 for details.

► Options, continued from previous page

	Options	U.S. Price	Required to Specify
Power Finish	• 0835 Black	No cost	Specify 0835 Black.
	• 4799 Platinum Metallic	No cost	Specify 4799 Platinum Metallic.
	• 7243 Seagull	No cost	Specify 7243 Seagull.
	• 7360 Merle	No cost	Specify 7360 Merle.

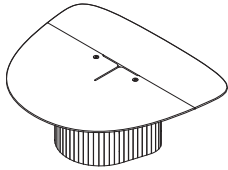
Specification Information	
• Style • Number • • •	• U.S. • Base • Price • • •
STPOCU1	\$12,501
•	•



Specifying


For Canadian Pricing
Multiply U.S. Price by the
Canadian price factor.
► See page 1 for details.

Coupe5



► Need help?
Product details,
page 10

Standard Includes

- Top: High-Pressure Laminate price group 1 with 3 mm slice edge
- Base: PET wrapped steel column base
- Tech panel
- Power, if selected: plastic

Required to Specify

- 1 Style number
 - 2 Color scheme (see below under Required Selections)
 - 3 Surface power (see below under Required Selections)
 - 4 Laminate color for top
 - 5 Plastic color number for 3 mm plastic edge
 - 6 PET color for base wrap
 - 7 Options, if selected (see below)
- See *Surface Materials*, page 70.

Tip: Contrasting color schemes must be either laminate to laminate, or veneer to veneer. Laminate to veneer contrasting is not supported due to mismatch in surface material thickness.

Tip: The T-shaped aperture has a 1/2" width that can support data, HDMI, USB Type A+C or C, lighting, and many other cable types.

	Required Selections	U.S. Price	Required to Specify
Color Scheme	• Contrasting	No cost	Specify <i>with contrasting</i> .
	• Non-contrasting	No cost	Specify <i>with non-contrasting</i> .

Surface Power	• No power	No cost	Specify <i>with no power</i> .
	• With power	+\$ 120	Specify <i>with power</i> .

	Options	U.S. Price	Required to Specify
--	---------	------------	---------------------

Surface Materials	High-Pressure Laminate top (non-contrasting)		
	• High-Pressure Laminate price group 1	No cost	Specify laminate color number.
	• High-Pressure Laminate price group 2	+\$ 82	Specify laminate color number.
	• High Pressure Laminate price group 3	+\$ 164	Specify laminate color number.
	• Open Line laminate	+\$ 105	Specify laminate color number.

Composite veneer top

• Composite veneer group 1	+\$1700	Specify composite veneer color number.
• Composite veneer group 2	+\$1802	Specify composite veneer color number.

Wood top (non-contrasting)

• Customiz stain	No cost	Specify <i>with Customiz stain</i> .
• Veneer group 1	+\$1870	Specify veneer color number.
• Veneer group 3	+\$2442	Specify veneer color number.
• Full-fill finish on veneer group 1	+\$2013	Specify full-fill finish number.

High-Pressure Laminate top (contrasting), side A

• High-Pressure Laminate price group 1	No cost	Specify laminate color number.
• High-Pressure Laminate price group 2	+\$ 54	Specify laminate color number.
• High Pressure Laminate price group 3	+\$ 108	Specify laminate color number.
• Open Line laminate	+\$ 105	Specify laminate color number.

High-Pressure Laminate top (contrasting), side B

• High-Pressure Laminate price group 1	No cost	Specify laminate color number.
• High-Pressure Laminate price group 2	+\$ 28	Specify laminate color number.
• High Pressure Laminate price group 3	+\$ 56	Specify laminate color number.
• Open Line laminate	+\$ 105	Specify laminate color number.

► Options, continued on next page



For Canadian Pricing

Multiply U.S. Price by the Canadian price factor.

► See page 1 for details.

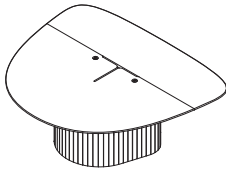
► Options, continued from previous page

	Options	U.S. Price	Required to Specify
Surface Materials, continued	Composite veneer top (contrasting), side A		
	• Composite veneer group 1	+\$1120	Specify composite veneer color number.
	• Composite veneer group 2	+\$1187	Specify composite veneer color number.
	Composite veneer top (non-contrasting), side B		
	• Composite veneer group 1	+\$ 580	Specify composite veneer color number.
	• Composite veneer group 2	+\$ 615	Specify composite veneer color number.
	Wood top (contrasting), side A		
	• Customiz stain	No cost	Specify with Customiz stain.
	• Veneer group 1	+\$1232	Specify veneer color number.
	• Veneer group 3	+\$1601	Specify veneer color number.
	• Full-fill finish on veneer group 1	+\$1326	Specify full-fill finish number.
	Wood top (non-contrasting), side B		
	• Customiz stain	No cost	Specify with Customiz stain.
	• Veneer group 1	+\$ 638	Specify veneer color number.
	• Veneer group 3	+\$ 842	Specify veneer color number.
	• Full-fill finish on veneer group 1	+\$ 688	Specify full-fill finish number.
	Base		
	• P636 Light Heather Grey	No cost	Specify P636 Light Heather Grey.
	• P631 Dark Heather Grey	No cost	Specify P631 Dark Heather Grey.
Surface Power	Power configuration – left		
	• 110V AC	No cost	Specify with 110V AC.
	• 20W USB A+C	+\$ 135	Specify with 20W USB A+C.
	• 60W USB-C	+\$ 270	Specify with 60W USB-C.
	Power configuration – right		
	• 110V AC	No cost	Specify with 110V AC.
	• 20W USB A+C	+\$ 135	Specify with 20W USB A+C.
	• 60W USB-C	+\$ 270	Specify with 60W USB-C.
	Power finish		
	• 6000 Black	No cost	Specify 6000 Black.
	• 6009 Arctic White	No cost	Specify 6009 Arctic White.
	• 6052 Milk	No cost	Specify 6052 Milk.
	• 6249 Platinum	No cost	Specify 6249 Platinum.
	• 6527 Merle	No cost	Specify 6527 Merle.

Tip: Power devices come with 72" cord and NEMA 5-15 3-prong OCP plug types only.

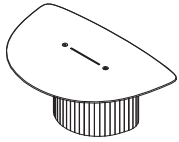
Specification Information

Style Number	U.S. Base Price
STPOCUGMD5	\$6732



For Canadian Pricing
Multiply U.S. Price by the Canadian price factor.
► See page 1 for details.

Coupe3



Tip: The straight aperture has a 1/2" width that can support data, HDMI, USB Type A+C or C, lighting, and many other cable types.

Tip: Power devices come with 72" cord and NEMA 5-15 3-prong OCP plug types only.

Standard Includes		Required to Specify
► Need help? Product details, page 14	• Top: High-Pressure Laminate price group 1 with 3 mm slice edge	1 Style number
	• Base: PET wrapped steel column base	2 Surface power (see below under Required Selections)
	• Tech panel	3 Laminate color for top
	• Power, if selected: plastic	4 Plastic color number for 3 mm plastic edge
		5 PET color for base wrap
		6 Options, if selected (see below)
		► See <i>Surface Materials</i> , page 70.

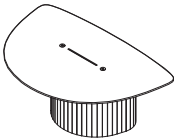
Required Selections	U.S. Price	Required to Specify
Surface Power	• No power	No cost
	• With power	+\$ 120
		Specify <i>with no power</i> . Specify <i>with power</i> .

Options	U.S. Price	Required to Specify
Surface Materials	High-Pressure Laminate top	
	• High-Pressure Laminate price group 1	No cost
	• High-Pressure Laminate price group 2	+\$ 47
	• High Pressure Laminate price group 3	+\$ 95
	• Open Line laminate	+\$ 105
	Composite veneer top	
	• Composite veneer group 1	+\$1200
	• Composite veneer group 2	+\$1272
	Wood top	
	• Customiz stain	No cost
	• Veneer group 1	+\$1320
	• Veneer group 3	+\$1617
	• Full-fill finish on veneer group 1	+\$1397
	Base	
	• P631 Dark Heather Grey	No cost
	• P636 Light Heather Grey	No cost
		Specify <i>with Customiz stain</i> . Specify veneer color number. Specify veneer color number. Specify full-fill finish number. Specify P631 Dark Heather Grey. Specify P636 Light Heather Grey.

Surface Power	Power configuration—left	
	• 110V AC	No cost
	• 20W USB A+C	+\$ 135
	• 60W USB-C	+\$ 270
	Power configuration—right	
	• 110V AC	No cost
	• 20W USB A+C	+\$ 135
	• 60W USB-C	+\$ 270
	Power finish	
	• 6000 Black	No cost
	• 6009 Arctic White	No cost
	• 6052 Milk	No cost
	• 6249 Platinum	No cost
	• 6527 Merle	No cost
		Specify <i>with 110V AC</i> . Specify <i>with 20W USB A+C</i> . Specify <i>with 60W USB-C</i> . Specify <i>with 110V AC</i> . Specify <i>with 20W USB A+C</i> . Specify <i>with 60W USB-C</i> . Specify 6000 Black. Specify 6009 Arctic White. Specify 6052 Milk. Specify 6249 Platinum. Specify 6527 Merle.



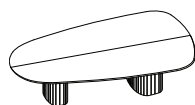
For Canadian Pricing
Multiply U.S. Price by the Canadian price factor.
► See page 1 for details.



Specification Information	
Style Number	U.S. Base Price
STPOCUGMD3	\$4743

 **For Canadian Pricing**
Multiply U.S. Price by the Canadian price factor.
▶ See page 1 for details.

Sightline



► Need help?
Product details,
page 18

Standard Includes

- Top: High-Pressure Laminate price group 1 with 3 mm plastic edge
- Base: PET wrapped plywood column base
- Tech panel
- Cable covers

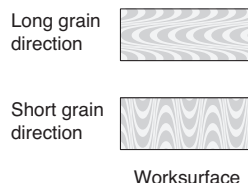
Required to Specify

- 1 Style number
 - 2 Top finish
 - 3 Depth (see below under Required Selections)
 - 4 Width (see below under Required Selections)
 - 5 Edge profile (see below under Required Selections)
 - 6 Plastic color number for 3 mm plastic edge, if selected
 - 7 PET color for base wrap
 - 8 Options, if selected (see below)
- See *Surface Materials*, page 70.

*Tip: If power is desired, pair this table with the utility power package—**STPOCUPWRUT**. See *Related Products*.*

Tip: Grommets are available on both 3 mm plastic edge and knife edge. Aperture only available on knife edge.

Tip: Wood edge finish will match top finish.



Tip: Surfaces standard offering is long grain direction. Tops greater than 120"D will have short grain direction.

Tip: Laminate finish 2UH4 is not available on the 156"D X 74"W configuration.



Tip: To be able to add pyramid power, you must specify with either grommet or aperture cutout.

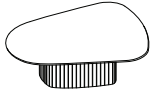


For Canadian Pricing
Multiply U.S. Price by the Canadian price factor.
► See page 1 for details.

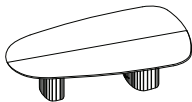
	Required Selections	U.S. Price	Required to Specify
Depth	<ul style="list-style-type: none"> • 91"D • 120"D • 156"D 	Prices at right Prices at right Prices at right	Specify depth. Specify depth. Specify depth.
Width	<ul style="list-style-type: none"> • 66"W • 74"W 	Prices at right Prices at right	Specify width. Specify width.
Edge Profile	<ul style="list-style-type: none"> • 3 mm plastic edge • 3 mm wood edge • Knife edge <ul style="list-style-type: none"> – 91"D – 102"D – 156"D 	No cost No cost +\$750 +\$937 +\$937	Specify with 3 mm plastic edge. Specify with 3 mm wood edge. Specify with knife edge. Specify with knife edge. Specify with knife edge.
	Options	U.S. Price	Required to Specify
Surface Materials	High-Pressure Laminate top <ul style="list-style-type: none"> • High-Pressure Laminate price group 1 • High-Pressure Laminate price group 2 • High-Pressure Laminate price group 3 • Open Line laminate (OLL) 	No cost Prices at right Prices at right +\$105 plus cost of laminate	Specify laminate color number. Specify laminate color number. Specify laminate color number. Specify laminate color number.
	Composite veneer top <ul style="list-style-type: none"> • Composite veneer group 1 • Composite veneer group 2 	Prices at right Prices at right	Specify composite veneer color number. Specify composite veneer color number.
	Wood top <ul style="list-style-type: none"> • Customiz stain • Veneer group 1 • Veneer group 2 • Veneer group 3 • Full-fill finish on veneer group 1 	No cost Prices at right Prices at right Prices at right Prices at right	Specify with Customiz stain. Specify veneer color number. Specify veneer color number. Specify veneer color number. Specify full-fill finish number.
	Base <ul style="list-style-type: none"> • P636 Light Heather Grey • P631 Dark Heather Grey 	No cost No cost	Specify P636 Light Heather Grey. Specify P631 Dark Heather Grey.
Cutouts	<ul style="list-style-type: none"> • No cutouts • Grommet • Aperture 	No cost +\$180 +\$180	Specify with no cutout. Specify with grommet and color number. Specify with aperture.
Related Products	<ul style="list-style-type: none"> • Utility power package • Cord management clips • Power pyramid NEMA • Power pyramid modular 		► Page 52 ► Page 53 ► Page 54 ► Page 55

Specification Information

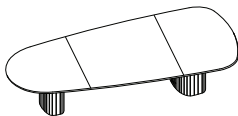
Style Number	Dimensions D W	U.S. Base Price	Options (Add \$ to Base Price)							
			High-Pressure Laminate		Composite Veneer		Wood			Full-Fill
			Price	Price	Group	Group	Group	Group	Group	Finish
			Group	Group	1	2	1	2	3	
			2	3						



STPOCUSGT	91"	66"	\$5500	+\$169	+\$203	+\$1210	+\$1246	+\$1331	+\$1371	+\$1576	+\$1529
------------------	-----	-----	--------	--------	--------	---------	---------	---------	---------	---------	---------



STPOCUSGT	120"	66"	\$6875	+\$211	+\$254	+\$1513	+\$1558	+\$1664	+\$1714	+\$1971	+\$1884
------------------	------	-----	--------	--------	--------	---------	---------	---------	---------	---------	---------



STPOCUSGT	156"	74"	\$9219	+\$211	+\$254	+\$1513	+\$1558	+\$1664	+\$1714	+\$1971	+\$1884
------------------	------	-----	--------	--------	--------	---------	---------	---------	---------	---------	---------

Specifying

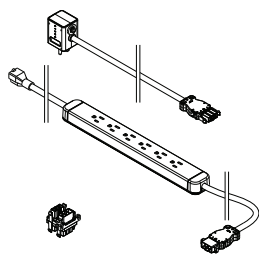


For Canadian Pricing

Multiply U.S. Price by the Canadian price factor.

► See page 1 for details.

Utility Power Package



Tip: For use with the Sightline tables. If power pyramids are also needed, pair this style with **TS8PAPYR** or **DSMPSPYR**.

Standard Includes	Required to Specify
<div><div>▶ Need help? Product details, page 18</div><div><ul style="list-style-type: none">• 24" undersurface utility power cord: black• 120" infeed cord• Power finish: 6000 Black• Standard NEMA 5-15 3-prong OCP power plug• Distribution block</div></div>	Style number

Related Products
<div><div><ul style="list-style-type: none">• Sightline• Cord management clips• Power pyramid NEMA• Power pyramid modular</div><div><ul style="list-style-type: none">▶ Page 50▶ Page 53▶ Page 54▶ Page 55</div></div>

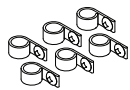
Specification Information	
• Style Number	• U.S. Price
STPOCUPWRUT	\$635



For Canadian Pricing
Multiply U.S. Price by the Canadian price factor.
▶ See page 1 for details.

Cord Management P-Clips—Six-Pack

Cord Management
P-Clips—Six-Pack



Tip: Use with Sightline
utility power package—
STPOCUPWRUT.

Tip: Cord clip screw length
for minimum worksurface
thickness of 3/4".

Standard Includes	Required to Specify
<ul style="list-style-type: none">Need help? Product details, page 18Cord management P-clips and screws	Style number

Related Products
<ul style="list-style-type: none">Utility power packageSightlinePower pyramid NEMAPower pyramid modular

▶ Page 52
▶ Page 50
▶ Page 54
▶ Page 55

Specification Information		
Quantity	Style Number	U.S. Price
Six	DSPCLIP6	\$19

Specifying



For Canadian Pricing
Multiply U.S. Price by the
Canadian price factor.
▶ See page 1 for details.

Power Pyramid NEMA



Tip: For use with the Sightline tables.

Tip: When ordering two **TS8PAPYR**, specify with 10' cord for first pyramid, and 6' cord for second pyramid.

Tip: For Chicago hardwire, we recommend pairing the Sightline table with the NEMA power pyramid; must supply hardwire box and conduit.

Tip: Local electrical codes vary, consult with local jurisdiction and codes.

Tip: When pairing this power pyramid with the Sightline tables, the utility power package **STPOCUPWRUT** is also needed.

Standard Includes	Required to Specify
<ul style="list-style-type: none"> ▶ Need help? Product details, page 18 • Freestanding pyramid shaped power and USB: plastic price group 1 	<ol style="list-style-type: none"> 1 Style number 2 Cord length (see below under Required Selections) 3 Power/USB/data schematics (see below under Required Selections) 4 Plastic color number for pyramid shaped power 5 Options, if selected (see below) <p>▶ See <i>Surface Materials</i>, page 70.</p>

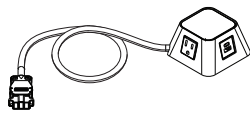
	Required Selections	U.S. Price	Required to Specify
Cord Length	<ul style="list-style-type: none"> • 6' cord • 10' cord 	No cost +\$49	Specify with 6' cord length. Specify with 10' cord length.
Power/USB/Data Schematics	<ul style="list-style-type: none"> • 4 power • 2 power/1 USB A+C 20W 	No cost +\$90	Specify with 4 power. Specify with 2 power/1 USB A+C 20W.

	Options	U.S. Price	Required to Specify
Surface Materials	<ul style="list-style-type: none"> • Plastic price group 1 • Plastic price group 2 	No cost +\$12	Specify plastic color number. Specify plastic color number.
Related Products	<ul style="list-style-type: none"> • Sightline • Utility power package • Cord management clips • Power pyramid modular 		<p>▶ Page 50</p> <p>▶ Page 52</p> <p>▶ Page 53</p> <p>▶ Page 55</p>

Specification Information	
• Style Number	• U.S. Base Price
• TS8PAPYR	\$475



For Canadian Pricing
Multiply U.S. Price by the Canadian price factor.
▶ See page 1 for details.



Tip: For use with the Sightline tables.

Tip: When ordering two **DSMPPSPYR**, specify with 10' cord for first pyramid, and 6' cord for second pyramid.

Tip: Local electrical codes vary, so consult with your local authority having jurisdiction as they have final say if the products as installed are compliant with local code.

Tip: When pairing this power pyramid with the Sightline tables, the utility power package — **STPOCUPWRUT** is also needed.


Standard Includes	Required to Specify
<ul style="list-style-type: none"> Need help? Product details, page 18 Desktop powerstrip module Freestanding base Universal modular power connector Power cord: white NRTL listed 	<ol style="list-style-type: none"> Style number Plastic color number for pyramid: <ul style="list-style-type: none"> 6059 Sterling Dark Solid 6205 Black 6BD8 Snow Power configuration (see below under Required Selections) Power cord (see below under Required Selections)

	Required Selections	U.S. Price	Required to Specify
Power Configuration	<ul style="list-style-type: none"> Four power outlets Two power, one USB A+C 20W 	No cost +\$65	Specify with four power outlets. Specify with two power, one USB A+C 20W.
Power Cord	<ul style="list-style-type: none"> 6' cord 10' cord 	No cost +\$21	Specify with 6' cord. Specify with 10' cord.
Related Products	<ul style="list-style-type: none"> Sightline Utility power package Cord management clips Power pyramid NEMA 		<ul style="list-style-type: none"> ▶ Page 50 ▶ Page 52 ▶ Page 53 ▶ Page 54

Specification Information			
Dimensions	Style	U.S.	
D	W	Number	Base Price
21 ¹ / ₁₀ "	39 ⁹ / ₁₀ "	DSMPPSPYR	\$438

 **For Canadian Pricing**
Multiply U.S. Price by the Canadian price factor.
▶ See page 1 for details.

Coupe Tower

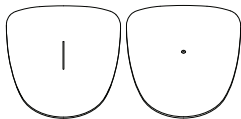


Tip: Monitor mount has multiple adjustable positions accommodating optimum viewing.

Tip: Maximum weight for monitor mount is to 80 pounds.

Tip: Towers accommodate 55"–65" monitors, must use provided monitor mounts.

Tip: **STPOCUPWRUT** can be modified through Specials so that it does not impact the ability to be more flushed against a wall.



Aperture Grommet

Tip: Grommets are available on both 3 mm plastic or wood edge and knife edge. Aperture only available on knife edge.

Tip: Shroud is not retrofittable in field.

Tip: To be able to add power modules, you must specify with one of the power module cutout options.

Standard Includes	Required to Specify
<p>► Need help? Product details, page 26</p> <ul style="list-style-type: none"> Top: High-Pressure Laminate price group 1 with 3 mm plastic edge Base: PET wrapped plywood column base Back panel: High-Pressure Laminate price group 1 with 3 mm plastic edge Tech panel with covers: paint Footring, if standing height is selected: 7360 Merle 	<ol style="list-style-type: none"> Style number Width (see below under Required Selections) Depth (see below under Required Selections) Top finish Plastic color number for 3 mm plastic edge, if selected PET color for base wrap Laminate color for panel Paint color for tech covers Options, if selected (see below) <p>► See <i>Surface Materials</i>, page 70.</p>

Required Selections	U.S. Price	Required to Specify
Width <ul style="list-style-type: none"> 48"W 60"W 	Prices at right Prices at right	Specify width. Specify width.
Depth <ul style="list-style-type: none"> 61"D 67"D 	Prices at right Prices at right	Specify depth. Specify depth.

Options	U.S. Price	Required to Specify
Surface Materials <p>High-Pressure Laminate top</p> <ul style="list-style-type: none"> High-Pressure Laminate price group 1 High-Pressure Laminate price group 2 High Pressure Laminate price group 3 Open Line Laminate (OLL) <p>Composite veneer top</p> <ul style="list-style-type: none"> Composite veneer group 1 Composite veneer group 2 <p>Wood top</p> <ul style="list-style-type: none"> Customiz stain Veneer group 1 Veneer group 2 Veneer group 3 Full-fill finish on veneer group 1 <p>Base and shroud</p> <ul style="list-style-type: none"> P631 Dark Heather Grey P636 Light Heather Grey <p>Panel</p> <ul style="list-style-type: none"> 2730 Arctic White 2883 Seagull 2HMG Merle <p>Cable cover</p> <ul style="list-style-type: none"> 7241 Arctic White 7243 Seagull 7360 Merle 	No cost +\$ 161 +\$ 193 +\$ 105 plus cost of laminate +\$1150 +\$1184 No cost +\$1265 +\$1302 +\$1498 +\$ 138 No cost No cost No cost No cost No cost No cost No cost	Specify laminate color number. Specify laminate color number. Specify laminate color number. Specify laminate color number. Specify composite veneer color number. Specify composite veneer color number. Specify with <i>Customiz stain</i> . Specify veneer color number. Specify veneer color number. Specify veneer color number. Specify full-fill finish number. Specify P631 Dark Heather Grey. Specify P636 Light Heather Grey. Specify 2730 Arctic White. Specify 2883 Seagull. Specify 2HMG Merle. Specify 7241 Arctic White. Specify 7243 Seagull. Specify 7360 Merle. Specify with 3 mm plastic edge. Specify with 3 mm wood edge. Specify with knife edge.
Edge Profile <ul style="list-style-type: none"> 3 mm plastic edge 3 mm wood edge Knife edge 	No cost No cost +\$ 703	Specify with 3 mm plastic edge. Specify with 3 mm wood edge. Specify with knife edge.
Monitor Shroud <ul style="list-style-type: none"> No shroud Monitor shroud 	No cost +\$ 289	Specify with no monitor shroud. Specify with monitor shroud.

► Options, continued on next page

► Options, continued from previous page

	Options	U.S. Price	Required to Specify
Cutouts	• No cutout	No cost	Specify <i>with no cutout</i> .
	• Power module	No cost	Specify <i>with power module</i> .
	• Grommet	+\$90	Specify <i>with grommet</i> and color number for grommet.
	• Grommet and power module cutout	+\$90	Specify <i>with grommet and power module cutout</i> and color number for grommet.
	• Aperture	+\$90	Specify <i>with aperture</i> .
	• Aperture and power module cutout	+\$90	Specify <i>with aperture and power module cutout</i> .
Related Products	• Utility power package		► Page 52
	• Cord management clips		► Page 53
	• Power module		► Page 58

Specification Information


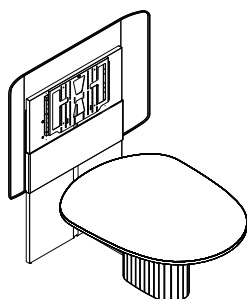
• Style Number	• Dimensions			• U.S. Base Price
	D	W	H	

Coupe Tower Seated

STPOCUTWRSE	61"	48"	29"	\$6039
	67"	60"	29"	\$6820
•	•	•	•	•

Coupe Tower Standing

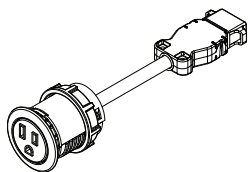
STPOCUTWRST	61"	48"	40"	\$6812
	67"	60"	40"	\$7679
•	•	•	•	•

**For Canadian Pricing**

Multiply U.S. Price by the Canadian price factor.

► See page 1 for details.

Power Module



► Need help?
Product details,
page 9



Standard Includes

- Power module: plastic
- Cord: 72" length

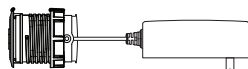
Required to Specify

- 1 Style number
- 2 Device configuration left (see below under Required Selections)
- 3 Device configuration right (see below under Required Selections)

Tip: Power cutouts included when power is specified.



110V 1 Power



20W USB A+C



60W USB-C

Tip: Power utility package (**STPOCUPWRUT**) is required when optioning surface power.

	Required Selections	U.S. Price	Required to Specify
Device Configuration Left	<ul style="list-style-type: none"> • 110V 1 Power • 20W USB A+C • 60W USB-C 	No cost +\$135 +\$270	Specify with 100V 1 power. Specify with 20W USB A+C. Specify with 60W USB-C.
Device Configuration Right	<ul style="list-style-type: none"> • 110V 1 Power • 20W USB A+C • 60W USB-C 	No cost +\$135 +\$270	Specify with 100V 1 power. Specify with 20W USB A+C. Specify with 60W USB-C.

	Options	U.S. Price	Required to Specify
Surface Materials	Plastic <ul style="list-style-type: none"> • 6000 Black • 6009 Arctic White • 6052 Milk • 6249 Platinum Solid • 6527 Merle 	No cost No cost No cost No cost No cost	Specify 6000 Black. Specify 6009 Arctic White. Specify 6052 Milk. Specify 6249 Platinum Solid. Specify 6527 Merle.
Related Products	<ul style="list-style-type: none"> • Utility power package • Cord management clips • Coupe tower 		► Page 52 ► Page 53 ► Page 56

Specification Information

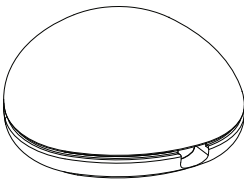
Style Number	U.S. Base Price
STPOCUPWRSNP	\$120



For Canadian Pricing

Multiply U.S. Price by the Canadian price factor.

► See page 1 for details.



Tip: Pods are sold in packs of four (4) – each pack can support two cables.

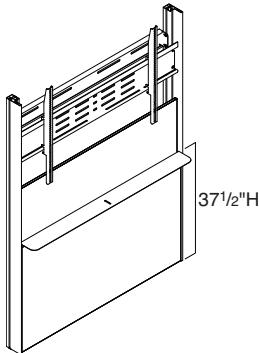
Standard Includes	Required to Specify
<div>▶ Need help? Product details, page 32</div> <div><ul style="list-style-type: none">Pod pack: A four (4) pack that includes the cable pods, assembly fasteners, clasp cushions, and a non slip adhesive bottomPainted aluminum casting in 4710 Low Gloss Black paint finish</div>	Style number

Specification Information	
•Style Number	•U.S. Price
STPCBLPOD	\$200
.	.

Specifying


For Canadian Pricing
Multiply U.S. Price by the
Canadian price factor.
▶ See page 1 for details.

Ocular Frame



Tip: The 53" height Ocular frame unit is ideal for meeting spaces that will include lounge seating. The lower seating heights and associated postures benefit from the shorter rails of the 53" height Ocular frame.

Tip: The 71" height Ocular frame unit is ideal for most meeting and conference spaces. Meeting spaces that are specified with conference seating (29" work-surfaces) or stool height (42" work-surfaces) are ideally supported with the 71" height Ocular frame.

Tip: If the space that Ocular frame is being installed will include dual displays specify with VESA extension kit.

Tip: The accent panel is the panel that sits behind the camera shelf and is visible behind the camera if the camera installed below the display.

► Need help?
Product details,
page 36

Standard Includes

- Frame: paint price group 1
- Camera shelf: painted to match frame
- Panel: High-Pressure Laminate price group 1 or fabric price group 1
- Accent panel: High-Pressure Laminate price group 1
- Tech tray: painted to match frame
- Two VESA brackets: painted to match frame
- VESA extension kit, if selected: painted to match frame

Required to Specify

- 1 Style number
 - 2 Paint color number for frame
 - 3 Laminate or fabric color number for panel
 - 4 Laminate color number for accent panel
 - 5 VESA extension kit (see below under Required Selections)
 - 6 Options, if selected (see below)
- See *Surface Materials*, page 70.

	Required Selections	U.S. Price	Required to Specify
VESA Extension Kit	• No extension	No cost	Specify <i>with no extension</i> .
	• With extension	+\$450	Specify <i>with extension</i> .

	Options	U.S. Price	Required to Specify
Surface Materials	Frame		
	• Paint price group 2	+\$ 85	Specify paint color number.
	• Paint price group 3	+\$150	Specify paint color number.
	Panel		
	• High-Pressure Laminate price group 2	+\$ 22	Specify laminate color number.
	• High-Pressure Laminate price group 3	+\$ 44	Specify laminate color number.
	• Open Line laminate	+\$105 plus cost of laminate	► See <i>Surface Materials Reference Manual</i> .
	• Fabric price group 2	+\$ 71	Specify fabric color number.
	• Fabric price group 3	+\$190	Specify fabric color number.
	• Customer's Own Material (COM)	+\$ 34	Specify fabric color number.
	• Composite veneer price group 1	+\$100	Specify composite veneer color number.
	• Composite veneer price group 2	+\$600	Specify composite veneer color number.
	• Wood price group 1	+\$100	Specify wood color number.
	• Wood price group 3	+\$693	Specify wood color number.
	• Full-fill finish on veneer group 1	+\$649	Specify full-fill finish number.
	• Customiz stain on wood	No cost	Specify <i>with Customiz stain</i> .
	Accent panel		
	• High-Pressure Laminate price group 2	+\$ 10	Specify laminate color number.
	• High-Pressure Laminate price group 3	+\$ 19	Specify laminate color number.
	• Open Line laminate	+\$105 plus cost of laminate	► See <i>Surface Materials Reference Manual</i> .
	• Composite veneer price group 1	+\$100	Specify composite veneer color number.
	• Composite veneer price group 2	+\$254	Specify composite veneer color number.
	• Wood price group 1	+\$100	Specify wood color number.
	• Wood price group 3	+\$294	Specify wood color number.
	• Full-fill finish on veneer group 1	+\$275	Specify full-fill finish number.
	• Customiz stain on wood	No cost	Specify <i>with Customiz stain</i> .

► Options, continued on next page



For Canadian Pricing

Multiply U.S. Price by the Canadian price factor.

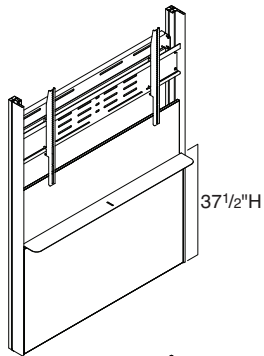
► See page 1 for details.

► Options, continued from previous page

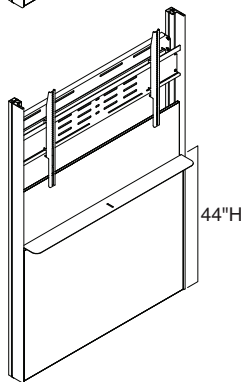
	Options	U.S. Price	Required to Specify
Grain Direction	Panel fabric direction		
	• Horizontal	No cost	Specify <i>with horizontal fabric direction</i> .
	• Vertical	No cost	Specify <i>with vertical fabric direction</i> .
	Panel grain direction		
	• No grain direction	No cost	Specify <i>with no grain direction</i> .
	• Horizontal	No cost	Specify <i>with horizontal grain direction</i> .
	• Vertical	No cost	Specify <i>with vertical grain direction</i> .
	Accent panel grain direction		
	• No grain direction	No cost	Specify <i>with no grain direction</i> .
Related Products	• Ocular Frame with ADA Panels		► Page 62
	• VESA Offset Bracket		► Page 68

Specification Information

Style Number	Dimensions Height	U.S. Base Price
STPOCUFRM1	53"	\$4100



STPOCUFRM2	71"	\$5100
------------	-----	--------

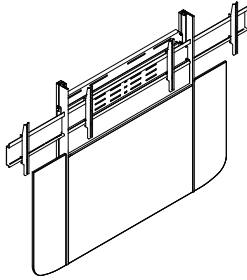


Specifying



For Canadian Pricing
 Multiply U.S. Price by the
 Canadian price factor.
 ► See page 1 for details.

Ocular Frame with ADA Panels



► Need help?
Product details,
page 36

Standard Includes

- Frame: paint price group 1
- Camera shelf: painted to match frame
- Panel: High-Pressure Laminate price group 1 or fabric price group 1
- Accent panel: High-Pressure Laminate price group 1
- Left- and right-hand ADA panels: High-Pressure Laminate price group 1 or fabric price group 1
- Tech tray: painted to match frame
- Two VESA brackets: painted to match frame
- VESA extension kit, if selected: painted to match frame

Required to Specify

- 1 Style number
 - 2 Paint color number for frame
 - 3 Laminate or fabric color number for panel
 - 4 Laminate color number for accent panel
 - 5 Width (see below under Required Selections)
 - 6 Laminate or fabric color number for ADA panels
 - 7 VESA extension kit (see below under Required Selections)
 - 8 Options, if selected (see below)
- See *Surface Materials*, page 70.

Tip: Knowing the size of the display(s) in the meeting room that Ocular frame will be installed will determine whether the ADA panel style should be specified. The ADA panel logic is integrated into SmartTools to make this selection and specification experience streamlined. ADA panels should be included whenever the sides of the paired display(s) over-hang the Ocular frame rails by more than 12". Depending on the width of the paired display(s), Ocular frame ADA panels can be specified at 12½", 21½", or 31" widths with a parametric options that allows for ¼" variations.

Tip: ADA panels cannot be specified to extend above the displays.

Tip: If the space that Ocular frame is being installed will include dual displays specify with VESA extension kit.

Tip: The accent panel is the panel that sits behind the camera shelf and is visible behind the camera if the camera installed below the display.

	Required Selections	U.S. Price	Required to Specify
Width	<ul style="list-style-type: none"> • 12.5"W • 21.5"W • 31"W 	Prices at right Prices at right Prices at right	Specify width. Specify width. Specify width.

VESA Extension Kit	<ul style="list-style-type: none"> • No extension • With extension 	No cost +\$450	Specify <i>with no extension</i> . Specify <i>with extension</i> .
---------------------------	--	-------------------	---

	Options	U.S. Price	Required to Specify
Surface Materials	Frame		
	• Paint price group 2	+\$ 85	Specify paint color number.
	• Paint price group 3	+\$150	Specify paint color number.
	Panel		
	• High-Pressure Laminate price group 2	+\$ 22	Specify laminate color number.
	• High-Pressure Laminate price group 3	+\$ 44	Specify laminate color number.
	• Open Line laminate	+\$105 plus cost of laminate	► See <i>Surface Materials Reference Manual</i> .
	• Fabric price group 2	+\$ 71	Specify fabric color number.
	• Fabric price group 3	+\$190	Specify fabric color number.
	• Customer's Own Material (COM)	+\$ 34	Specify fabric color number.
	• Composite veneer price group 1	+\$100	Specify composite veneer color number.
	• Composite veneer price group 2	+\$600	Specify composite veneer color number.
	• Wood price group 1	+\$100	Specify wood color number.
	• Wood price group 3	+\$693	Specify wood color number.
	• Full-fill finish on veneer group 1	+\$649	Specify full-fill finish number.
	• Customiz stain on wood	No cost	Specify <i>with Customiz stain</i> .
	Accent panel		
	• High-Pressure Laminate price group 2	+\$ 10	Specify laminate color number.
	• High-Pressure Laminate price group 3	+\$ 19	Specify laminate color number.
	• Open Line laminate	+\$105 plus cost of laminate	► See <i>Surface Materials Reference Manual</i> .
	• Composite veneer price group 1	+\$100	Specify composite veneer color number.
	• Composite veneer price group 2	+\$254	Specify composite veneer color number.

► Options, continued on next page



For Canadian Pricing
Multiply U.S. Price by the Canadian price factor.
► See page 1 for details.

► Options, continued from previous page

	Options	U.S. Price	Required to Specify
Surface Materials, continued	Accent panel, continued		
	• Wood price group 1	+\$100	Specify wood color number.
	• Wood price group 3	+\$294	Specify wood color number.
	• Full-fill finish on veneer group 1	+\$275	Specify full-fill finish number.
	• Customiz stain on wood	No cost	Specify <i>with Customiz stain</i> .
	ADA panel		
	• High-Pressure Laminate price group 2	Prices at right	Specify laminate color number.
	• High-Pressure Laminate price group 3	Prices at right	Specify laminate color number.
	• Open Line laminate	+\$105 plus cost of laminate	► See <i>Surface Materials Reference Manual</i> .
	• Fabric price group 2	Prices at right	Specify fabric color number.
	• Fabric price group 3	Prices at right	Specify fabric color number.
	• Customer's Own Material (COM)	Prices at right	Specify fabric color number.
	• Composite veneer price group 1	+\$300	Specify composite veneer color number.
	• Composite veneer price group 2	Prices at right	Specify composite veneer color number.
	• Wood price group 1	+\$300	Specify wood color number.
	• Wood price group 2	Prices at right	Specify wood color number.
	• Wood price group 3	Prices at right	Specify wood color number.
	• Full-fill finish on veneer group 1	Prices at right	Specify full-fill finish number.
	• Customiz stain on wood	No cost	Specify <i>with Customiz stain</i> .
Grain Direction	Panel/ADA panel fabric direction		
	• Horizontal	No cost	Specify <i>with horizontal fabric direction</i> .
	• Vertical	No cost	Specify <i>with vertical fabric direction</i> .
	Panel/ADA panel grain direction		
	• No grain direction	No cost	Specify <i>with no grain direction</i> .
	• Horizontal	No cost	Specify <i>with horizontal grain direction</i> .
	• Vertical	No cost	Specify <i>with vertical grain direction</i> .
	Accent panel grain direction		
	• No grain direction	No cost	Specify <i>with no grain direction</i> .
	• Horizontal	No cost	Specify <i>with horizontal grain direction</i> .
	• Vertical	No cost	Specify <i>with vertical grain direction</i> .
Related Products	• Ocular Frame		► Page 60
	• VESA Offset Bracket		► Page 68

► Specification Information, on next page



For Canadian Pricing
Multiply U.S. Price by the
Canadian price factor.
► See page 1 for details.

Ocular Frame with ADA Panels, continued

► Options, on previous page

Specification Information

Style Number	ADA Panel Dimensions			U.S. Base Price	Options (Add \$ to Base Price)		
	Height	Modular Width	Parametric Width		High-Pressure Laminate Price Group 2	High-Pressure Laminate Price Group 3	Fabric Price Group 2
STPOCUFRM1ADA	37.5"	12.5"	12.5"	\$5090	+\$15	+\$30	+\$48
	37.5"	N.A.	12.5635"-13"	\$5101	+\$15	+\$30	+\$48
	37.5"	N.A.	13.0625"-13.5"	\$5112	+\$25	+\$50	+\$82
	37.5"	N.A.	13.5625"-14"	\$5123	+\$25	+\$50	+\$82
	37.5"	N.A.	14.0625"-14.5"	\$5134	+\$25	+\$50	+\$82
	37.5"	N.A.	14.5625"-15"	\$5145	+\$25	+\$50	+\$82
	37.5"	N.A.	15.0625"-15.5"	\$5156	+\$25	+\$50	+\$82
	37.5"	N.A.	15.5625"-16"	\$5167	+\$25	+\$50	+\$82
	37.5"	N.A.	16.0625"-16.5"	\$5178	+\$25	+\$50	+\$82
	37.5"	N.A.	16.5625"-17"	\$5189	+\$25	+\$50	+\$82
	37.5"	N.A.	17.0625"-17.5"	\$5200	+\$25	+\$50	+\$82
	37.5"	N.A.	17.5625"-18"	\$5211	+\$25	+\$50	+\$82
	37.5"	N.A.	18.0625"-18.5"	\$5222	+\$25	+\$50	+\$82
	37.5"	N.A.	18.5625"-19"	\$5233	+\$25	+\$50	+\$82
	37.5"	N.A.	19.0625"-19.5"	\$5244	+\$25	+\$50	+\$82
	37.5"	N.A.	19.5625"-20"	\$5255	+\$25	+\$50	+\$82
	37.5"	N.A.	20.0625"-20.5"	\$5266	+\$25	+\$50	+\$82
	37.5"	N.A.	20.5625"-21"	\$5277	+\$25	+\$50	+\$82
	37.5"	21.5"	21.0625"-21.5"	\$5290	+\$25	+\$50	+\$82
STPOCUFRM2ADA	44"	12.5"	12.5"	\$6090	+\$15	+\$30	+\$48
	44"	N.A.	12.5635"-13"	\$6101	+\$15	+\$30	+\$48
	44"	N.A.	13.0625"-13.5"	\$6112	+\$25	+\$50	+\$82
	44"	N.A.	13.5625"-14"	\$6123	+\$25	+\$50	+\$82
	44"	N.A.	14.0625"-14.5"	\$6134	+\$25	+\$50	+\$82
	44"	N.A.	14.5625"-15"	\$6145	+\$25	+\$50	+\$82
	44"	N.A.	15.0625"-15.5"	\$6156	+\$25	+\$50	+\$82
	44"	N.A.	15.5625"-16"	\$6167	+\$25	+\$50	+\$82
	44"	N.A.	16.0625"-16.5"	\$6178	+\$25	+\$50	+\$82
	44"	N.A.	16.5625"-17"	\$6189	+\$25	+\$50	+\$82
	44"	N.A.	17.0625"-17.5"	\$6200	+\$25	+\$50	+\$82
	44"	N.A.	17.5625"-18"	\$6211	+\$25	+\$50	+\$82
	44"	N.A.	18.0625"-18.5"	\$6222	+\$25	+\$50	+\$82
	44"	N.A.	18.5625"-19"	\$6233	+\$25	+\$50	+\$82



For Canadian Pricing

Multiply U.S. Price by the Canadian price factor.

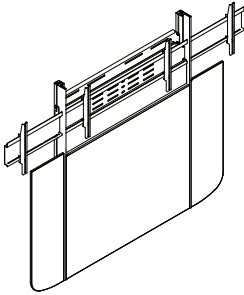
► See page 1 for details.

► **Specification Information, continued on next page**

► Specification Information, continued from previous page

Specification Information

Style Number	ADA Panel Dimensions			U.S. Base Price	Options (Add \$ to Base Price)		
	Height	Modular Width	Parametric Width		High-Pressure Laminate Price Group 2	High-Pressure Laminate Price Group 3	Fabric Price Group 2
STPOCUFRM2ADA	44"	N.A.	19.0625"-19.5"	\$6244	+\$25	+\$50	+\$ 82
	44"	N.A.	19.5625"-20"	\$6255	+\$25	+\$50	+\$ 82
	44"	N.A.	20.0625"-20.5"	\$6266	+\$25	+\$50	+\$ 82
	44"	N.A.	20.5625"-21"	\$6277	+\$25	+\$50	+\$ 82
	44"	21.5"	21.0625"-21.5"	\$6290	+\$25	+\$50	+\$ 82
	44"	N.A.	21.5625"-22"	\$6300	+\$25	+\$50	+\$ 82
	44"	N.A.	22.0625"-22.5"	\$6310	+\$37	+\$74	+\$118
	44"	N.A.	22.5625"-23"	\$6320	+\$37	+\$74	+\$118
	44"	N.A.	23.0625"-23.5"	\$6330	+\$37	+\$74	+\$118
	44"	N.A.	23.5625"-24"	\$6340	+\$37	+\$74	+\$118
	44"	N.A.	24.0625"-24.5"	\$6350	+\$37	+\$74	+\$118
	44"	N.A.	24.5625"-25"	\$6360	+\$37	+\$74	+\$118
	44"	N.A.	25.0625"-25.5"	\$6370	+\$37	+\$74	+\$118
	44"	N.A.	25.5625"-26"	\$6380	+\$37	+\$74	+\$118
	44"	N.A.	26.0625"-26.5"	\$6390	+\$37	+\$74	+\$118
	44"	N.A.	26.5625"-27"	\$6400	+\$37	+\$74	+\$118
	44"	N.A.	27.0625"-27.5"	\$6410	+\$37	+\$74	+\$118
	44"	N.A.	27.5625"-28"	\$6420	+\$37	+\$74	+\$118
	44"	N.A.	28.0625"-28.5"	\$6430	+\$37	+\$74	+\$118
	44"	N.A.	28.5625"-29"	\$6440	+\$37	+\$74	+\$118
	44"	N.A.	29.0625"-29.5"	\$6450	+\$37	+\$74	+\$118
	44"	N.A.	29.5625"-30"	\$6460	+\$37	+\$74	+\$118
	44"	N.A.	30.0625"-30.5"	\$6470	+\$37	+\$74	+\$118
	44"	31"	30.5625"-31"	\$6490	+\$37	+\$74	+\$118



For Canadian Pricing

Multiply U.S. Price by the Canadian price factor.

► See page 1 for details.

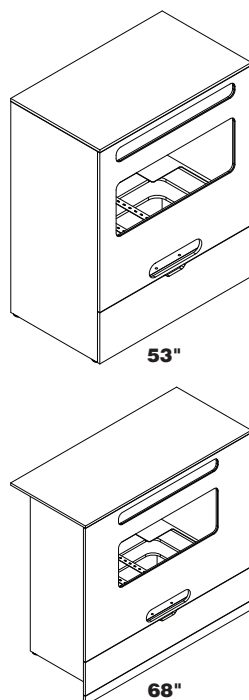
Specifying



1

▶ See page 1 for details.

68



► Need help?
Product details,
page 41

Standard Includes

- Digital counterpart case: High-Pressure Laminate price group 1
- Digital counterpart case edge: plastic price group 1
- Tech door: expressed toe-kick or full front
- Grain direction: constraints based on size and material selected

Required to Specify

- 1 Style number
 - 2 Laminate color number for case
 - 3 Plastic color number for plastic case edge
 - 4 Headset option for tech door
 - 5 Front grain direction, where applicable
 - 6 Options, if selected (see below)
- See Surface Materials, page 70.

	Options	U.S. Price	Required to Specify
Surface Materials	High-Pressure Laminate digital counterpart 53"		
	• High-Pressure Laminate price group 1	No cost	Specify laminate color number and select edge finish.
	• High-Pressure Laminate price group 2	+\$ 88	Specify laminate color number and select edge finish.
	• High Pressure Laminate price group 3	+\$ 267	Specify laminate color number and select edge finish.
	• Open Line laminate	+\$ 105	Specify laminate color number and select edge finish.
	High-Pressure Laminate digital counterpart 68"		
	• High-Pressure Laminate price group 1	No cost	Specify laminate color number and select edge finish.
	• High-Pressure Laminate price group 2	+\$ 66	Specify laminate color number and select edge finish.
	• High Pressure Laminate price group 3	+\$ 196	Specify laminate color number and select edge finish.
	• Open Line laminate	+\$ 105	Specify laminate color number and select edge finish.
	Veneer digital counterpart 53"		
	• Customiz stain	No cost	Specify <i>with Customiz stain</i> .
	• Veneer price group 1	+\$2658	Specify veneer color number.
	• Veneer price group 3	+\$3455	Specify veneer color number.
	• Full-fill finish on veneer group 1	+\$2835	Specify veneer color number.
	Veneer digital counterpart 68"		
	• Customiz stain	No cost	Specify <i>with Customiz stain</i> .
	• Veneer price group 1	+\$1955	Specify veneer color number.
	• Veneer price group 3	+\$2542	Specify veneer color number.
	• Full-fill finish on veneer group 1	+\$2086	Specify veneer color number.
Headset Option	Tech door		
	• Full front	No cost	Specify <i>with full front</i> .
	• Expressed toe kick	No cost	Specify <i>with expressed toe kick</i> .
Front Grain Direction	• Horizontal	No cost	Specify <i>with horizontal grain direction</i> .
	• Vertical	No cost	Specify <i>with vertical grain direction</i> .
	• Open Line laminate grain direction	No cost	Specify <i>with Open Line laminate grain direction</i> .
	• No grain direction	No cost	Specify <i>with no grain direction</i> .

Tip: On laminate digital counterpart 53" (**STPGHST53**), only vertical grain direction is available.

Tip: No grain direction is shown by default when laminate specified is non-directional.



For Canadian Pricing
Multiply U.S. Price by the Canadian price factor.
► See page 1 for details.

Specification Information

Style Number	U.S. Base Price
Ocular View Digital Counterpart 53"	
STPGHST53	\$19,999
Ocular View Digital Counterpart 68"	
STPGHST68	\$19,999

Surface Materials

Resources

For more information about surface materials, refer to the following resources:

Additional surface materials specification tools are available to assist you in the specification process—the Surface Materials Binders.

The global surface materials palette is a core collection of finishes that is available across multiple geographies (Americas/EMEA – Europe, Middle East, and Africa/APAC – Asia Pacific) and on global product lines, where applicable. For a list of finishes included in the offering, see the Surface Materials Reference Manual. Additional details, like product approvals by geography and finish number conversions, can also be found in the Surface Materials Reference Manual or see steelcase.com/surface-materials.

Surface Materials

Binders include:

- Surface Materials Reference Manual
- A complete set of swatch cards for hard surfaces, vertical surface fabrics, and seating upholstery

Fabric

Steelcase Surfaces

Applies to:

- Arc7 modesty panel

Price Group 1

PET

- P630 Medium Heather Grey
- P631 Dark Heather Grey

Applies to:

- Coupe base wrap
- Sightline base wrap

Price Group 1

PET

- P631 Dark Heather Grey
- P636 Light Heather Grey

Applies to:

- Ocular frame

Price Group A

Sprite

- 5540 Khaki
- 5541 Snow
- 5543 Linen
- 5544 Sherbet
- 5545 Powder
- 5547 Sky

Price Group 1

Abacus ③

- P123 Portico
- P124 Opus
- P125 Cusp
- P126 Artifact

Alloy

- P525 Polar
- P526 Skim
- P527 Bubbly
- P528 Tern
- P529 Shore
- P530 Asti
- P531 Silver
- P532 Oxide
- P533 Element
- P534 Construct
- P536 Iron

Boccie

- P200 New Rice
- P201 New Almond
- P203 New Camel
- P204 New Opal
- P205 New Mist
- P206 New Plum
- P208 New Spearmint
- P209 New Sky

Buzz2

- 5F03 Tomato
- 5F04 Red ③
- 5F05 Burgundy
- 5F06 Sky ③
- 5F07 Blue
- 5F08 Navy
- 5F15 Stone
- 5F16 Grey
- 5F17 Black
- 5G50 Dunegrass
- 5G51 Sable
- 5G55 Pumpkin
- 5G57 Rouge
- 5G59 Meadow
- 5G61 Cyan
- 5G62 Atlantic
- 5G63 Crocus
- 5G64 Alpine
- 5G65 Tornado

Charm

- P505 Shell
- P506 Mimosa
- P507 Birch
- P508 Sparkle
- P510 Debut
- P511 Clover
- P513 Twilight

Optic

- P541 Twinkle
- P542 Orion
- P546 Whiskey
- P547 Bath
- P551 Glimmer

Pianista

- P420 Sand
- P421 Mist
- P422 Rain
- P423 Natural
- P427 Stone
- P429 Oat
- P430 Wheat
- P431 Maize

Rhythm

- P555 Allegro
- P556 Tempo
- P557 Refrain
- P560 Melody

Tinsel

- P515 Sugar
- P516 Lit
- P517 Ego
- P518 Fizz
- P519 Muse
- P520 Depth
- P521 Bliss
- P522 Grow
- P523 Dolce
- P524 Boost

Price Group 2

Bariolage

- G200 New Etude
- G201 New Andante ③
- G202 New Cantata ③
- G203 New Adaigo
- G204 New Melody
- G205 New Ballata

Code

- 5FA1 Fossil
- 5FA2 Gabbro
- 5FA3 Reed
- 5FA4 Bluff
- 5FA5 Sea Salt
- 5FA6 Cannon
- 5FA7 Tussah
- 5FA9 Ecru
- 5FB1 Bamboo

Dovetail

- 5H39 Light Mocha
- 5H40 Pebble
- 5H41 Warm White
- 5H42 Sandstone
- 5H43 Honeycomb
- 5H44 Terra
- 5H45 Honeydew
- 5H46 Denim
- 5H47 Storm
- 5H48 Ice Blue
- 5H49 Aura
- 5H50 Darkest Grey

Fresco

- G001 Sandrift
- G002 Mistblu
- G003 Faon
- G006 Chamoline

Intersection

- P211 Summit
- P212 Chalk
- P213 Lace

Latch

- P600 Seashell
- P601 Clam
- P602 Eggshell
- P603 Zen
- P604 Cool Gray
- P605 Armor
- P606 Sentinel
- P607 Rye
- P608 Billow
- P609 Nimbus

Orbit

- 5F85 Mud Pie ③
- 5F87 Petoskey
- 5F88 Pluto
- 5F89 Papyrus
- 5F91 Blizzard
- 5F92 Briquette

SoftNext

- 5H27 Obsidian
- 5H28 Foggy Night
- 5H29 Greystone
- 5H30 Mocha
- 5H31 Clay
- 5H32 Sandstone
- 5H33 Chalk
- 5H34 Midnight
- 5H35 Blue Mica
- 5H36 Jade
- 5H37 Burnt Umber
- 5H38 Cinnabar

Stencil

- P455 Midnight
- P456 Mulberry
- P457 Cracked Pepper
- P458 Denim
- P459 Chartreuse
- P460 Bittersweet
- P461 Mauvelous
- P462 Bermuda
- P463 Concrete
- P464 Orchid
- P465 Parchment
- P466 Silk
- P467 Sea Salt
- P468 Honeydew
- P469 Sepia

Flip: TexHex

- 5F75 Mud Pie ③
- 5F77 Petoskey
- 5F78 Pluto
- 5F79 Papyrus
- 5F97 Blizzard
- 5F98 Briquette

Price Group 3

Billiard

- 5H11 Poppy
- 5H12 Tangelo
- 5H13 Citrine/Citron
- 5H14 Avocado
- 5H16 Indigo
- 5H17 Mallard
- 5H18 Teak
- 5H19 Cumulus
- 5H20 Pewter
- 5H21 Gunmetal
- 5H22 Ink
- 5H23 Rose Quartz
- 5H24 Sea Salt
- 5H25 Storm Cloud
- 5H26 Olive

③ = Excluded

Paint**Steelcase Surfaces****Price Group 1****Smooth Paint**

- 4242 Milk
- 4710 Low Gloss Black

Textured Paint

- 7207 Black
- 7237 Slate
- 7238 Fieldstone
- 7239 Midnight **E**
- 7241 Arctic White
- 7250 Sterling Dark Solid
- 7360 Merle

Price Group 2**Smooth Paint**

- 0835 Black
- 4700 Warm White

Smooth Metallic Paint

- 4750 Champagne Metallic
- 4799 Platinum Metallic
- 4803 Near Black Metallic

Price Group 3**Accent Paint**

- 1ATG Rose Quartz
- 4AV3 Blue Jay
- 4AV4 Baltic
- 4AX1 Citron
- 4AY2 Chili
- 4AZ5 Marlin
- 4C25 Honey
- 4C26 Lagoon
- 4C28 Light Peacock

Lux Coatings

- 4B20 Obsidian
- 4B22 Matte Brass
- 4B23 Burnished Bronze
- 4B24 Night Bronze
- 4B25 Matte Copper
- 4B26 Smoked Mica
- 4B29 Cast Iron

Custom Surfaces**Price Group 3****PerfectMatch**

PerfectMatch is a service that allows you to create your own paint color. Refer to the *Surface Materials Reference Manual* for more information about this program.

E = Excluded

Accessory Paint**Steelcase Surfaces**

Applies to:

- Ocular tables
- 4140 Arctic White Gloss
- 4144 Black Gloss

Laminate

Applies to:

- Ocular tables
- Ocular View
- Ocular frame

Steelcase Surfaces**High-Pressure Laminate****Price Group 1****Fiber Laminate**

- 2850 Vanadium Fiber
- 2854 Vellum Fiber **E**
- 2860 Granite Fiber
- 2862 Stucco Fiber **E**

Micro Laminate

- 2920 Marl Micro
- 2921 Gypsum Micro
- 2922 Clay Micro

Patina Laminate

- 2870 Blonde Bronze Patina
- 2873 Instant Iron Patina

Solid Laminate

- 2722 Cream **E**
- 2730 Arctic White
- 2746 Black
- 2759 Warm White
- 2811 Mist **E**
- 2883 Seagull
- 2884 Milk
- 2885 Dune
- 2HAA Persian Salt
- 2HAB Rose
- 2HAC Indigo
- 2HAD Green Citrine **E**
- 2HAE Dark Olivine
- 2HAF Cloudy
- 2HMG Merle
- 2HWU Clay
- 2HWV Chalk

Speckle Laminate

- 2820 Coffee Speckle **E**
- 2823 Driftwood Speckle
- 2824 Smoke Speckle
- 2825 Vanadium Speckle

Tip: Some wood veneer finishes and woodgrain laminates share the same name. Because of the difference in materials, veneers and laminates of the same name are not an exact match but do coordinate with each other.

Woodgrain Laminate

- 2409 Clear Maple
- 2410 Graphite Walnut
- 2511 Winter on Maple **E**
- 2535 Virginia Walnut
- 2536 Blackwood
- 2538 Clear Walnut
- 2592 Blonde on Maple **E**
- 2714 Natural Walnut **E**
- 2HAK Clear Oak
- 2HAN Ash Noce
- 2HAT Acacia
- 2HAW Ash Wenge
- 2HBN Bisque Noce
- 2HBW Bisque Wenge
- 2HCN Clay Noce
- 2HCW Clay Wenge
- 2HSN Storm Noce
- 2HSW Storm Wenge
- 2HWA Grey Kingswood
- 2HWB Planked Walnut
- 2HWD Resolute Walnut
- 2HWE Natural Recon
- 2HWF Smoked Walnut **E**

Price Group 2**Textured Laminate**

- 2TH2 Fawn Cypress
- 2TH4 Saddle Oak
- 2TH5 Veranda Teak
- 2TH7 Walnut Heights
- 2UH1 Reclaimed Aggregate
- 2UH2 Reclaimed Gravel
- 2UH4 Cement
- 2UH6 Sheetrock

Price Group 3**Solid Laminate**

- 24H1 Satin White
- 24H2 Satin Black
- 24H3 Satin Stone
- 24H4 Satin Mocha

Custom Surfaces**Open Line Laminate (OLL)**

This service allows you to order non-standard laminate at an additional processing fee of \$105 U.S. per unit, plus the cost of the laminate.

High-Pressure Laminate pricing does not include premium or digitally printed patterns from any suppliers. Laminate cost may also vary for basic or standard laminates from other suppliers. Please contact the OLL consultant at 616.475.2426 for pricing. The cost of the laminate will be added to your invoice as a separate line on the acknowledgement. When processing orders for Open Line laminate on Universal worksurfaces and Universal Storage tops, specify 2900 in the laminate finish field and enter the OLL manufacturer information. Enter the required edge finish as you would a standard laminate.

Laminate Approval and Material Requirements

To confirm whether a particular laminate has already been tested for use on a specific Steelcase product or to determine material square foot requirements:

- Visit www.steelcase.com

For additional information, refer to the *Steelcase Surface Materials Reference Manual*.

Wood

Applies to:

- Ocular tables
 - Ocular View
 - Ocular frame
- Steelcase carefully selects veneer and solid wood for consistent color and grain structure. Wood is a natural material and variations will occur in color, grain and texture. These variations are part of the inherent natural beauty of wood and are not considered defects.

All wood products will darken with age and exposure to ultraviolet light. This is especially apparent with cherry and maple veneer. We recommend that desk accessories be rearranged periodically to ensure even aging of wood surfaces.

When storing your wood furniture, please follow the following guidelines:

- Do not store products in trailers
- Store products in areas that simulate office temperatures (60°F to 90°F)
- Store products in areas that maintain constant, office-like humidity levels
- Keep product away from light. Cover products to make sure they are not exposed to light.

Steelcase Surfaces

Veneers are matched for proper balance and consistency. Veneers are available flat cut or quarter cut, except for Oak, which is rift cut. Refer to the *Surface Materials Reference Manual* for descriptions of each cut.

Open-pore finish is a medium gloss finish that leaves the wood grain texture visible to the eye and distinguishable to the touch.

Veneer**Wood Group 1****Flat-Cut Open-Pore**

3062	FC/OP Graphite Walnut
3402	FC/OP Clear Cherry (Aged)
3412	FC/OP Natural Cherry E
3422	FC/OP Medium Cherry
3522	FC/OP Clear Maple
3592	FC/OP Blonde on Maple E
3702	FC/OP Clear Walnut
3712	FC/OP Natural Walnut
3752	FC/OP Medium Walnut E
3762	FC/OP Dark Walnut
3772	FC/OP Medium Mahogany on Walnut

Flat-Cut Low Sheen

V1AC	FC/LS Natural (Raw) Cherry
V1AM	FC/LS Clear Maple
V1CC	FC/LS Medium Amber Cherry
V1EW	FC/LS Dark Walnut

Flat-Cut Open-Pore, Natural Veneer

3342	FC/OP Black Walnut
35A2	FC/OP Blanch Maple
37A2	FC/OP Thunder Walnut

Quarter-Cut Open-Pore

3042	QC/OP Ash E
3222	QC/OP Clear Maple
3292	QC/OP Blonde on Maple E
3302	QC/OP Clear Walnut
3312	QC/OP Natural Walnut
3352	QC/OP Medium Walnut E
3362	QC/OP Dark Walnut
3372	QC/OP Medium Mahogany on Walnut
3382	QC/OP Graphite Walnut

Quarter-Cut Open-Pore, Natural Veneer

32A2	QC/OP Blanch Maple
33A2	QC/OP Thunder Walnut
3392	QC/OP Black Walnut

Rift-Cut Open-Pore

3602	RC/OP Desert Oak
------	------------------

Rift-Cut Open-Pore, Natural Veneer

36A2	RC/OP Volcanic Oak
------	--------------------

Wood Group 3**Flat-Cut Open-Pore, Natural Veneer**

3082	FC/OP Washed Walnut
------	---------------------

Wood Group 1**Open-Pore Planked Veneer**

3P41	OP Planked Cherry
3P51	OP Planked Maple
3P61	OP Planked Oak
3P71	OP Planked Walnut
3VFX	OP Unmarked Oak

Tip: Known for its uniqueness, planked veneer has intentional and natural variations that include, but are not limited to: character marks, grain pattern, color, and natural color aging.

E = Excluded

Full-Fill

Full-fill finish is a medium-gloss finish that completely fills the grain texture, yet allows the grain pattern to be seen. The wood has a lustrous, satiny look, and it is smooth to the touch. This finish is available on the wood worksurface or field-installed top only.

Wood Group 2**Flat-Cut Full-Fill**

3064	FC/FF Graphite Walnut E
3404	FC/FF Clear Cherry (Aged) E
3414	FC/FF Natural Cherry E
3424	FC/FF Medium Cherry E
3524	FC/FF Clear Maple E
3544	FC/FF Blonde on Maple E
3704	FC/FF Clear Walnut E
3714	FC/FF Natural Walnut E
3754	FC/FF Medium Walnut E
3764	FC/FF Dark Walnut E
3774	FC/FF Medium Mahogany on Walnut E

Flat-Cut Full-Fill, Natural Veneer

3734	FC/FF Black Walnut E
------	-----------------------------

Quarter-Cut Full-Fill

3224	QC/FF Clear Maple E
3294	QC/FF Blonde on Maple E
3304	QC/FF Clear Walnut E
3314	QC/FF Natural Walnut E
3354	QC/FF Medium Walnut E
3364	QC/FF Dark Walnut E
3374	QC/FF Medium Mahogany on Walnut E
3384	QC/FF Graphite Walnut E

Quarter-Cut Full-Fill, Natural Veneer

3394	QC/FF Black Walnut E
------	-----------------------------

Rift-Cut Full-Fill

3604	RC/FF Desert Oak E
------	---------------------------

Wood Group 3**Flat-Cut Full-Fill, Natural Veneer**

3084	FC/FF Washed Walnut E
------	------------------------------

Premium Veneers

A selection of Premium veneers in this collection are available on most Steelcase brand products. The collection will be available as close to standard leadtimes as possible. However, because adequate supplies of veneer and solids must be secured, all orders will be scheduled individually. Leadtimes will vary based on Premium veneer and Premium solids availability at the time the order is placed. The collection is available as Wood Group 3 as part of our Select Surfaces program, and supported like standard veneers to make ordering easy. Please see the Steelcase surface materials section on village.steelcase.com for sample information and product line availability. All premium veneers are in clear-coat.

Wood Group 3**Quarter-Cut Open-Pore**

3832	QC/OP Figured Anegre
------	----------------------

Select Surfaces**Composite Veneer**

Composite veneers are an engineered wood intended to create specific grain patterns and characteristics. They are pre-stained and finished with Steelcase's Clarity water-borne UV topcoat, which protects the environment while providing durability and clarity. Only open-pore finishes are available on composite wood. Composite veneer and matching edge bands are available on most Steelcase brand products. Composites, for use as a solid nosing substitute, are not available. Steelcase does not recommend mixing composite veneers with natural solid nosings because composite and natural wood grain and color matching are rarely compatible. Composite veneers are available as Wood Group 1 pricing as part of our Select Surfaces program.

Composite Veneer Group 1**Composite Flat-Cut Open-Pore**

3JDX	FC/OP Oak Composite
3JJX	FC/OP Walnut Composite
3LAX	FC/OP Graphite on Oak Composite
3LCX	FC/OP Medium Cherry on Cherry Composite

Composite Quarter-Cut Open-Pore

3F8X	QC/OP European Walnut Composite
3GGX	QC/OP Zebano Composite
3HGX	QC/OP Oak Composite
3HVX	QC/OP Walnut Composite
3LBX	QC/OP Clear Walnut on Walnut Composite
3LDX	QC/OP Natural Walnut on Walnut Composite
3ZNX	QC/OP Night Cerused Oak Composite

Composite Veneer Group 2**Composite Flat-Cut Open-Pore**

3LHX	FC/OP Espresso on Walnut Composite
------	------------------------------------

Composite Quarter-Cut Open-Pore

3LEX	QC/OP Desert Oak on Oak Composite
3LGX	QC/OP Chai on Walnut Composite
3LJX	QC/OP Ebony on Walnut Composite

Custom Surfaces

Customiz stain is a service that allows you to create your own stain colors and finishes on standard veneer. Customiz stain color is available on all product lines that offer wood veneer.

A \$500 stain-matching fee applies on CUSTOMIZ requests (Exception: The \$500 fee does not apply on matches to Coalesse standard finishes or for a low-gloss finish request on a standard color). The \$500 fee covers the cost of formulating the Customiz color finish and applies regardless of whether or not an order for product is placed.

In addition, an approval form must be signed to indicate customer acceptance of Customiz match. A \$1,500 initiation fee will be charged prior to first order entry. This initiation fee activates the finish for unlimited use on any Steelcase product for an 18 month time period. After the 18 month time period has lapsed, the Customiz finish may be reactivated for another 18 months for a \$1,000 fee at any point within five years after the \$1,500 initiation fee was paid. If the finish is not reactivated within five years after the \$1,500 initiation fee was paid, the finish will be culled and the customer will need to pay the \$1,500 initiation fee again. All style number related Customiz charges products are no cost as of April 2014. The matching and initiation fees are not discountable.

Customiz stain takes 10 days to formulate. Consult the *Surface Materials Reference Manual* for more information. Custom veneers are also available and must be quoted by Steelcase specials group. Customiz stain on custom veneers takes 2 to 4 weeks to formulate.

Requirements and information on ordering a Customiz stain color are found in the *Surface Materials Reference Manual*.

Ⓔ = Excluded

Plastic

Steelcase Surfaces

Applies to:

- Ocular tables
- Ocular View
- 6000 Black
- 6009 Arctic White
- 6034 Natural Cherry
- 6036 Medium Cherry
- 6037 Winter on Maple
- 6038 Blonde on Maple Ⓔ
- 6041 Natural Walnut Ⓔ
- 6052 Milk
- 6053 Seagull
- 6169 Stone
- 6170 Mocha
- 61AA Persian Salt
- 61AB Rose
- 61AC Indigo
- 61AD Green Citrine Ⓔ
- 61AE Dark Olivine
- 61AF Cloudy
- 6213 Acacia
- 6219 Clear Oak
- 6231 Graphite Walnut
- 6234 Clear Cherry
- 6237 Clear Maple
- 6242 Virginia Walnut
- 6243 Blackwood
- 6245 Clear Walnut
- 6527 Merle
- 6615 Grey V5
- 6619 Ice Ⓔ
- 6631 Cream Ⓔ
- 6636 Mist
- 6654 Sand
- 6655 Warm White
- 66WA Grey Kingswood
- 66WB Planked Walnut
- 66WD Resolute Walnut
- 66WE Natural Recon
- 66WF Smoked Walnut
- 66WU Clay
- 66WV Chalk
- 6703 Ash Wenge
- 6704 Storm Wenge
- 6705 Bisque Wenge
- 6706 Clay Wenge
- 6707 Ash Noce
- 6708 Bisque Noce
- 6709 Clay Noce
- 6710 Storm Noce
- 6T02 Fawn Cypress
- 6T04 Saddle Oak
- 6T05 Veranda Teak
- 6T07 Walnut Heights
- 6T08 Aggregate
- 6T09 Gravel
- 6T10 Cement
- 6T12 Sheetrock

Understanding Customer's Own Material (COM)

The Customer's Own Material (COM) program allows customers to select textiles that are not offered through the standard Surface Materials program.

The COM process consists of seven steps: COM website, Testing/Approval, Steelcase to Purchase Service, Pricing, Cutting Direction, Yardage Requirements, and the Purchase Orders.

COM Application Testing or "approved for application" means the COM fabric has been reviewed for manufacturability using the standard manufacturing techniques to achieve acceptable appearance per Steelcase quality standards.

COM fabric performance, including durability, pilling, color fastness, stretch, splitting, fraying, etc. is not tested by Steelcase. Therefore, COMs are not covered by the Steelcase Warranty. Each COM vendor is responsible for all warranty claims related to fabric performance.

Steelcase reserves the right to reject or reverse any COM approval that does not meet the manufacturing requirements in actual production. COM approval may be rejected or reversed because not all application testing is based on actual production conditions and because some materials vary in fabrication.

- If the COM is approved, you may continue the order process.
- If the COM has failed, you must reselect a fabric.
- If the COM is not listed, that means Steelcase has not tested that fabric on our products.

Helpful hint: Foundation vinyl does not require testing. Customer's own vinyl is available on all seating products that accept Steelcase standard vinyl.

- If your material has not been tested, then send yardage (4.5 yards for seating, 2 yards for vertical surfaces) and submit a completed COM Application Testing Request form to:
Steelcase, Inc.
Attn: COM Test Lab
Test Request #*
Door 630
901 44th St SE
Grand Rapids, MI 49508

**To avoid delays in receiving, please include the test request number on the shipping label.*

- To ensure rapid processing, please use the electronic COM Application Testing Request form found on the COM website under the "How To Test" tab **or** fax a copy of the COM Testing Request form from the *Surface Materials Reference Manual* to 616.698.4700. **All information on the form is required in order to complete testing. COM tests cannot be performed if information is incomplete. Contact your requested fabric vendor for any missing information.**
- Test results will be returned (by fax or e-mail) in four working days from receipt of fabric and completed form.

COM materials that are approved for application to panel systems might require UL approval after application test approval. UL approval does involve fees and extended lead times.

All vertical surface COMs tested and approved with a content of 100% polyester meet a minimum of class C/UL1286. If class A or B fire rating is indicated, a burn test must be performed. All vertical surface COMs with a blended fabric construction require a UL burn test. For further UL information, contact a COM Consultant at 616.475.2426.

Steelcase to Purchase Service

The COM program also includes a service to purchase approved COM for our customers for use on products. Steelcase will facilitate the ordering, scheduling and shipment of COM directly from the suppliers. There are no additional charges for this service.

Steelcase is the only party that may purchase COM for all products.

In some instances, not all colors in a fabric family are approved. You will be informed of these instances before Steelcase purchases the fabric.

If for some reason the fabric must be ordered directly from the supplier, contact your Steelcase Solutions Fulfillment Team Representative for approval and instructions prior to purchase. The only time the customer can purchase fabric is for testing.

COM Pricing

- Confirm COM is tested and approved.
- Use the COM price group found under Surface Materials Options within each product specification guide.
- Calculate yardage required by using the COM Calculator found on the COM website at www.steelcase.com.
- Or call 1.888.STEELCASE (1.888.783.3522) or send an e-mail to line-one@steelcase.com.
Helpful tip: Fabric width, repeat and product quantity and style number are required in order to calculate yardage accurately.
- Add the cost of the fabric to the COM.
- The cost of the COM will be shown as a separate line on the acknowledgement.

COM vendors require fabric purchases in half or full yard increments. Therefore, Steelcase will round all final yardage calculations to the half yard.

Base price of chair includes standard fabrics. Steelcase will not allow credit or deduct the cost of the standard fabric when a COM fabric is selected in its place.

Steelcase cannot be held responsible for costs incurred when a COM supplier ships a COM fabric that does not meet Steelcase application standards or for costs incurred for late deliveries when a COM supplier commits to shipping a COM fabric for manufacturing by a specific date and misses that date.

COM Warranty

Steelcase standard warranty does not apply to DesignTex or any other COM vendor's fabric.

- DesignTex and other COM suppliers are responsible for color consistency within commercial tolerances, abrasion resistance, UV stability, and resistance to soiling and perspiration. These fabrics or vinyls are subject to policies regarding appearance, behavior, and durability that have been Excluded by the fabric supplier. The customer's remedy for a fabric defect is limited to the replacement of the fabric by the supplier. Durability, performance, and fabric defects of COM fabrics are not guaranteed by Steelcase.

Steelcase cannot guarantee pattern repeat match from product to product. Steelcase also cannot guarantee pattern repeat match within each product listed. (i.e., seat and back, arms to back, etc.)

COM Yardage Requirements

- For the most accurate yardage requirements, visit the Calculator found on the COM website or call 1.888.STEELCASE (1.888.783.3522) or send an e-mail to lineone@steelcase.com.
- The Calculator on the COM website provides the same yardage requirements used by Steelcase purchasing.

Yardage requirements will change depending on:

- width of fabric
- fabric repeat
- cutting direction
- product style number
- quantity of products being manufactured

- COM vinyl requires upholstering in the railroad cutting direction. Please visit our website or call 1.888.STEELCASE (1.888.783.3522) or send an e-mail to lineone@steelcase.com for yardage requirements.

- Certain fabric treatments and backings require additional yardage or yardage minimums. Please contact the supplier for specific information.

- COM fabric vendors require fabric purchases in half- or full-yard increments, and the Steelcase COM calculator will automatically round all final yardage calculations to the half yard.

- Steelcase is the only party who may purchase COMs.

Style Number Index

Style Number	Page	Description
DSMPPSPYR	55	Power Pyramid Modular
DSPCLIP6	53	Cord Management P-Clips
STPCBLPOD	59	Cable Pod Pack
STPGHST53	69	Ocular View Digital Counterpart 53"
STPGHST68	69	Ocular View Digital Counterpart 68"
STPOCU1	45	Arc7
STPOCUFRM1	61	Ocular Frame 53"
STPOCUFRM1ADA	64	Ocular Frame 53" with ADA Panels
STPOCUFRM2	61	Ocular Frame 71"
STPOCUFRM2ADA	64, 66	Ocular Frame 71" with ADA Panels
STPOCUFRMV060	68	VESA Offset Bracket
STPOCUGMD3	49	Coupe3
STPOCUGMD5	47	Coupe5
STPOCUPWRSNP	58	Power Module
STPOCUPWRUT	52	Utility Power Package
STPOCUSGT	51	Sightline
STPOCUTWRSE	57	Coupe Tower Seated
STPOCUTWRST	57	Coupe Tower Standing
TS8PAPYR	54	Power Pyramid NEMA

Trademark List

™/® The following is a non-exhaustive list of trademarks and registered trademarks for products of Steelcase Inc. or one of its related corporate entities: Agree, Airtouch, Alight, Amia, Answer, Aspekt, Avenir, Await, B-Free, Ballet, Bassline, Bindu, Bivi, Bix, Bottomline, Brody, Buoy, Cachet, Campfire, Campa, CF Series, CG_1, Chord, Circa, Clipper, Cobi, Collaboration, Convene, Coupe, Cura, Currency, dash, Divisio, Duo, E-Table 2, Edge Series, Elbrook, Elective Elements, Embold, Empath, Everwall, Exponents, Folio, FrameOne, Gesture, Groupwork, Host, Hosu, i2i, Jenny, Kart, Kathryn, Kick, Lagunitas, Leap, Leela, LessThanFive, LiveBack, LiveSeat, Mackinac, Marien152, Max-Stacker, media:scape, Migration, Millbrae, Mineral, Mitra, Montage, Montara650, MoreThanFive, Move, Node, Ocular, Ology, Opus, Paperflo, Passerelle, Player, Pocket, Potrero415, QiVi, Radia, Regard, Relay, Reply, Ripple, Roam, Sarto, Scoop, Sebastopol, Senti Series, Senza, Shortcut, Sidewalk, Siento, Sieste, SILQ, Soffio, Sorrel, SOTO, Steelcase Eclipse, Steelcase Flex, Steelcase Karman, Steelcase Relay, Steelcase Rise, Steelcase Series, Surround, SW_1, Switch, Sync, Tava, Tenor, Think, Thoughtful, Thread, Together, Train, Trees, Turnstone, Umami, Underscore, V.I.A., Verb, Verge, Verlay, Victor2, Visalia, WorkValet, and X-tenz.

™/® The following are trademarks or registered trademarks of AMQ Solutions, LLC: 3F, Activ, Amobi, Bixby, Bodi, Cluvo, Concur, Embank, FL-X, Iline, Jaku, Kinex, Personality Plus, Revi, S-Series, Siya, Tektis, Tizu, Uptake, and Zilo.

™/® The following are trademarks or registered trademarks of Orangebox Ltd., Cardiff, UK: Air3, Aspect, Avi, Away from the Desk, Border, Campers & Dens, Coppice, Cubb, Kim, On the QT, Ramsey, Skomer, Sully, Track-B, and Vale.

™/® The following are trademarks or registered trademarks of Viccarbe Habitat, S.L.: Aleta, Cambio, Designed in The Sun, Foro, Funda, Holy Day, Kelly, Last Minute, Noha, Savina, Sistema, Sistema, Viable, and Wrapp.

® The following are registered brands of Steelcase Inc. and its family of companies: Steelcase, AMQ, Coalesse, Designtex, Halcon, Orangebox, Smith System, and Viccarbe.

® The following registered trademarks are under license from AWI Licensing Company, Dover, DE: SoundScapes, DuraBrite, BioBlock, and Armstrong.

® The following registered trademarks are under license from Byrne Electrical, Rockford, MI: Interport, Mini-Port, Axil Z, and Ellora.

® The following is a registered trademark of DuPont, Wilmington, DE: Corian.

® The following is a registered trademark of Genlyte Thomas Company, Louisville, KY: Lightolier.

® The following is a registered trademark of Hilti Corporation, FL-9494 Schaan, Principality of Liechtenstein: Hilti.

® The following is a registered trademark of Leviton Manufacturing Company, Little Neck, NY: Decora.

® The following is a registered trademark of Mechanical Plastics Corp, Elmsford, NY: Toggler.

® The following is a registered trademark of Microsoft Corporation, Redmond, WA: Microsoft.

® The following are registered trademarks of Orangebox Ltd., Cardiff, UK: Orangebox.

® The following is a registered trademark of Panduit Corporation, Lockport, IL: Panduit.

® The following is a registered trademark of Trav (Press), Cuneo, Italy: Assisa.

® The following is a registered trademark of Virtual Ink, Boston, MA: mimioActive.

® The following registered trademarks are under license from Wilkhahn Furniture Products: Avera, Senzo, Versal, and Wilkhahn FS.

® The following are registered trademarks of Polyvision Corp: Flow, Motif, Polyvision, Sans, and Serif.

® The following is a registered trademark of Wilsonart International, Temple, TX: Chemsurf.

® The following is a registered trademark of Wiremold, West Hartford, CT: Wiremold.

® The following is a registered trademark of EMU Group S.P.A., Perugia, Italy: EMU.

® The following is a registered trademark of Security People, Inc.: Digilock.

® The following are registered trademarks of Natural Capital Partners Europe Limited: CarbonNeutral and the CarbonNeutral Certified logo.

™ The following is a trademark of Microsoft Corporation, Redmond, WA: Windows.

™ The following is a trademark of Rodman Industries, Inc., Oconomowoc, WI: ResinCore1.

™ The following is a trademark of Ultrafabrics, LLC, Elmsford, NY: Ultraleather.

™ The following trademarks are under license from Wilkhahn Furniture products: Cana, Linus, Logon, Picto, Range, Stitz, Thema, Timetable, and Tubis.

™ The following trademarks are under license from Walter Knoll: Andoo, Bob, Lazlo, Lox, Ribbon, and Together.

™ The following trademarks are under license from PP Møbler: Bar and Flag Halyard.

™ The following trademarks are under license from Carl Hansen: Elbow, Paddle, Shell, Wing, and Wishbone.

™ The following trademarks are under license from Cambridge Sound Management, LLC Cambridge, MA: QtPro Soundmasking, Qt Quiet Technology, and Sonet Qt.

™ The following is a trademark of Electri-Cable Assemblies, Shelton, CT: Interact.

™ The following is a trademark of Clestra Hauserman: IRYS.

™ The following is a trademark of Wiesner-Hager Möbel GmbH: Nooi.

™ The following are trademarks of Polyvision: Accord, a3, e3, Boundri, and Nota.

™ The following is a trademark of Bostock Company, Inc: SnapCab.

™ The following is a trademark of Williams-Sonoma, Inc: West Elm.

™ The following is a trademark of Elena Marquina Testor: nanimarquina.

™ The following is a trademark of Forbo International SA: Forbo.

Trademarks used herein are the property of Steelcase Inc. or their respective owners.