



TM# 18-0111263

Groupwork
collaborative solutions

Steelcase

Tables for all the ways you work.

Endlessly configurable and easily adaptable, the Groupwork collection is a suite of tables and multipurpose whiteboards designed to support the dynamic nature of collaborative work.

With clean, purposeful design, Groupwork complements any workplace aesthetic, from conference rooms and training spaces to cafés and lounges, and every space in between.



Meet.

Meetings for project kick-offs, group reviews, working sessions and status updates are common in every organization. Designed for collaboration, Groupwork goes in any conference setting to support the ways people work together.



Standing-Height Table with Post Legs
Top/Edge: Ash Wenge 2HAW
Base: Merle 7360



Flip-Top Table
Top/Edge: Ash Noce 2HAN
Base: Merle 7360



IM#: 18-0111254

Groupwork's round base style gives a sophisticated touch in conference room settings.

Boat-Shaped Conference Table
Top/Edge: Bisque Noce 2HBN
Base: Merle 7360



IM#: 18-0111263

Round Tables
Top: Ash Noce 2HAN
Base: Champagne Metallic 4750

Touchdown.

Collaboration doesn't always happen in meeting rooms. Sometimes it's an impromptu chat in the café or a quick touchbase in a lounge setting. Versatile and configurable, Groupwork supports collaboration wherever it's happening.



IM#: 18-0111261



Coffee Table
 Top/Edge: Storm Wenge 2HSW
 Base: Carbon Metallic 7245



In casual lounge settings,
 coffee tables provide
 collaborative landing spots.

Train.

In thriving organizations, employee growth is essential, which means learning and training are never over. The flexibility and simplicity of Groupwork are ideal for companywide training experiences in multipurpose settings.





IM#: 18-0111247

The Flip-Top option makes it easy to set up tables, rapidly rearrange them, and satisfy multiple training needs.



IM#: 18-0111252

When you need to save space, the Flip-Top table folds up and stores with ease.

Flip-Top Tables with Cast Legs
Top/Edge: Arctic White 2730
Base: Midnight Metallic 7246

Curated Configurations

The options below represent table configurations featured in this brochure. Each design was thoughtfully assembled to satisfy a variety of needs, based on our extensive understanding of the workplace.

FEATURED TABLE CONFIGURATIONS



- 01 Flip-Top Table with Tube Legs
- 02 Standing-Height Table with Post Legs
- 03 Boat-Shaped Conference Table
- 04 Coffee Table
- 05 Round Table
- 06 Flip-Top Table with Cast Legs

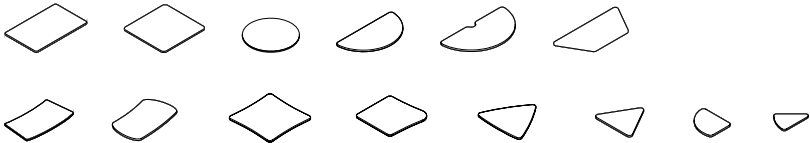
Configure Your Table

Combine Groupwork elements and materials and make a table all your own. The full statement of line has everything you need to complement an existing aesthetic and elevate the function of a space.

FULL STATEMENT OF LINE

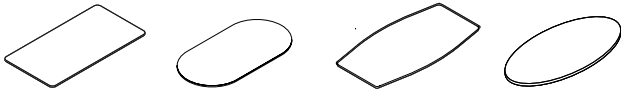
TABLE TOPS

Rectangular	18"–30"D; 36"–84"W
Square	24"–48"D; 24"–48"W
Round	24"–48"D; 24"–48"W
Half-Round	18"–30"D; 36"–60"W
Half-Round w/ Cutout	21"–33"D; 42"–66"W
Trapezoid	21 3/8"–26 1/2"D; 48"–60"W
Personal	18"–24"D; 36"–42"W
Personal Kidney-Shaped	24"D; 42"W
Square w/ Concave Edge	36"–42"D; 36"–42"W
90° Corner Bridges	24"–30"D; 24"–30"W



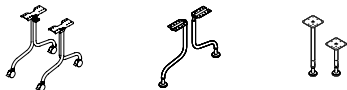
CONFERENCE TABLE TOPS

Rectangular	48"D; 96"–144"W
Racetrack	48"D; 96"–144"W
Boat-Shaped	48"D; 96"–144"W
Oval	48"D; 96"–144"W

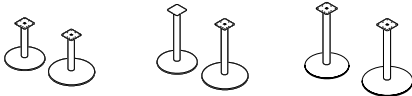


LEGS & BASES

Flip-Top, Two Pairs	27 3/8"H
T-Leg, Two	27 3/8"H
Height-Adjustable	27 3/8"–44"H



Coffee-Height Round	16 1/8"H
Round	27 3/8"H
Café-Height Round	41"H



SCREENS & MOBILE EASELS

Modesty Panel	25 5/8"–73 5/8"W; 36"–84"H
Screen	16"D; 24"–48"W; 54–66"H
Mobile Easel	24"D; 36"W; 76"H



For a complete list of specifications and parts, please refer to the specifications guide.

SURFACE MATERIALS

Only materials featured in this brochure are shown here. For a full listing, visit us online.

Laminates

Ash Wenge 2HAW	Arctic White 2730
Ash Noce 2HAN	Winter on Maple 6037
Bisque Noce 2HBN	Fawn Cypress 2TH2
Storm Wenge 2HSW	Clay Noce 2HBN

Paints

Merle 7360	Sterling Dark Solid 7250
Champagne Metallic 4750	Pearl Metallic 4744
Carbon Metallic 7245	Arctic White 7241
Midnight Metallic 7246	

SUSTAINABILITY

At its heart, sustainability at Steelcase is about people. It's about creating and supporting the economic, environmental and social conditions that allow people and communities to reach their full potential.

Research and insights direct our path. It's not only about creating goods, it's about creating good. It's not only about creating value, it's about living our values. It's not just about reducing our footprint, it's about expanding our reach. It's about creating lasting and meaningful change to enable the long-term wellbeing of current and future generations.

Innovative products and solutions result. In the development of our products, we work to consider each stage of the life cycle: from materials extraction, production, transport, use and reuse, until the end of its life. We demonstrate performance through third-party verified certifications and voluntary product declarations.

Steelcase's sustainability promises, actions, and results are communicated in an annual Corporate Sustainability Report.



SCS Indoor Advantage™ certified



BIFMA level™ 2 certified

Steelcase®

Call 800.333.9939 or visit [Steelcase.com](https://www.steelcase.com)



facebook.com/Steelcase



twitter.com/Steelcase



youtube.com/SteelcaseTV

Item #19-0000354 5/19 ©2019 Steelcase Inc. All rights reserved. All specifications subject to change without notice.
Trademarks used herein are the property of Steelcase Inc. or of their respective owners. Printed in U.S.A. FSC certified.