

Pantagruel table

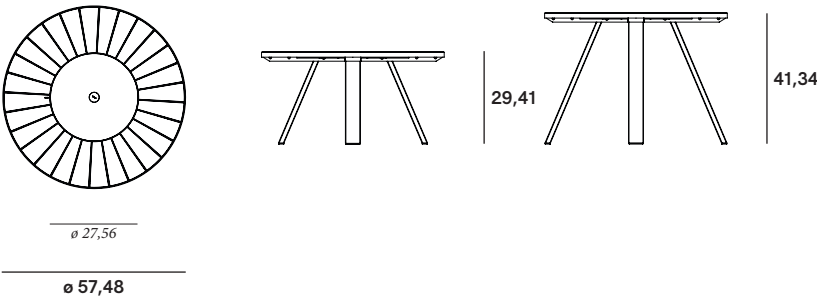
© design by Dirk Wynants



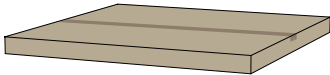
Table
High table

Floor fastening
Protection felt

Pantagruel tables



BOX 1: TABLETOP



BOX 3: 4 HIGH TABLE LEGS + MOUNTING KIT



BOX 2: 4 TABLE LEGS + MOUNTING KIT



Box dimensions (inch)		L	W	H	Qty (#)	Volume (ft³)	Gross weight (lb)	Net weight (lb)	Packaging weight (lb)
Pantagruel table galvanized	Box 1	60,24	59,06	3,94	1	8,12	150,80	136,69	14,11
	Box 2	39,37	13,39	11,42	1	3,53	55,34	49,38	5,95
total:						11,65	206,13	186,07	20,06
Pantagruel table powder coated	Box 1	60,24	59,06	3,94	1	8,12	151,24	137,57	13,67
	Box 2	39,37	13,39	11,42	1	3,53	45,42	38,80	6,61
total:						11,65	196,65	176,37	20,28
Pantagruel high table galvanized	Box 1	60,24	59,06	3,94	1	8,12	150,80	136,69	14,11
	Box 3	59,45	12,99	10,63	1	4,59	67,02	59,08	7,94
total:						12,71	217,82	195,77	22,05
Pantagruel high table powder coated	Box 1	60,24	59,06	3,94	1	8,12	151,24	137,57	13,67
	Box 3	59,45	12,99	10,63	1	4,59	61,29	51,15	10,14
total:						12,71	212,53	188,72	23,81

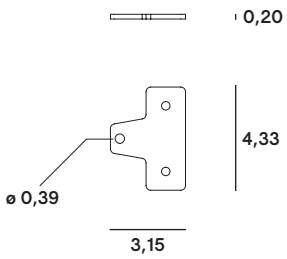
extremis®

The content of this document, in particular the mentioned models, is protected by copyrights and/or design rights. The present document and its content is communicated to you for information purposes only. Any partial or total reproduction or any other use without our prior written permission is strictly prohibited. This technical sheet remains subject to possible changes. **All dimensions are in inch**, unless mentioned otherwise. Extremis is not responsible for the errors in the documentation of products. All measurements are approximate and are provided for informational purposes only.


Tech
sheet
20201221



Floor fastening

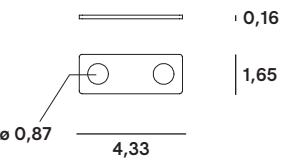


BOX 7: FLOOR FASTENING




Box dimensions (inch)		L	W	H	Qty (#)	Volume (ft³)	Gross weight (lb)	Net weight (lb)	Packaging weight (lb)
Floor fastening	Box 7	8,07	5,71	5,91	1	0,35	2,27	2,12	0,15

Protection felt




BOX 8: PROTECTION FELT





Box dimensions (inch)		L	W	H	Qty (#)	Volume (ft³)	Gross weight (lb)	Net weight (lb)	Packaging weight (lb)
Protection felt	Box 8	8,07	5,71	5,91	1	0,35	0,18	0,02	0,15

Materials & colors





Tabletop




Iroko hardwood*Hellwood*

Frame & legs




Galvanized steelStructured powder coating*

Lazy Susan rotating tabletop



HPL*

*Subject to change, check price list or www.extremis.com

Materials	Key facts	Thickness	Layer thickness	Density	In/ outdoor	Water	UV color fastness	Flame retarding
		inches	micron					
Iroko tabletop	<ul style="list-style-type: none">Durability CLASS 1Feels comfortable in all weather conditionsAdvisable to oil the wood	0,78	n.a.	37 à 43 lb/ft³	Outdoor & indoor	n.a.	Untreated wood / turns grey after a while	
Hellwood tabletop	<ul style="list-style-type: none">Durability CLASS 1Carries the PEFC™ label for durable forestryFeels comfortable in all weather conditionsAdvisable to oil the wood	0,78	n.a.	+/- 37 lb/ft³	Outdoor & indoor	n.a.	Untreated wood / turns grey after a while	
<div><div><p>www.pefc.org Promoting sustainable forest management PEFC™ PEFC/07-31-47/83</p></div></div>								
Hot dip galvanized steel frame & legs	<ul style="list-style-type: none">Most durable method for protecting metal from rustingProtective layerVery long life span100% recyclableCradle to Cradle Certified™	0,07-0,23	50 - 100	0,47 10³lb/ft³	Outdoor & indoor	n.a.	Very good, galvanisation will however become less shiny when used outdoors	NEN-EN13501-1 A1 *
Structured powder coated electro galvanized steel frame	<ul style="list-style-type: none">Easy to cleanElectro galvanised (for protection against rust), then powder coatedMore scratch-resistant than non structured powder coating	0,15-0,23	+/- 100	0,47 10³lb/ft³	Outdoor & indoor	n.a.	Very good: color can fade to some extent when exposed to UV	NEN-EN13501-1 A1 *
Structured powder coated stainless steel legs	<ul style="list-style-type: none">Easy to cleanStainless steel (for protection against rust), then powder coatedMore scratch-resistant than non structured powder coating	0,07	+/- 80	0,50 10³lb/ft³	Outdoor & indoor	n.a.	Very good: color can fade to some extent when exposed to UV	NEN-EN13501-1 A1 *
High pressure laminate Lazy Susan	<ul style="list-style-type: none">Manufactured under high pressureReinforced with wood fibresFlat panelHigh impact resistanceEasy to clean	0,51	n.a.	0,08 10³lb/ft³	Outdoor & indoor	n.a.	>6 (EN438-2:27) en (ASTM G53-91)	/

* NEN-EN13501-1 A1

Class A1 products will not contribute to fire in any stage, including fully developed fire. For this reason, they are assumed to be capable of satisfying all requirements of all lower classes as well.

Warnings

General

- Do not use any sharp tools to open the packaging.
- We strongly advise against using power tools.
- Tripping hazard, mind your step.
- Do not put out cigarettes on the table.
- Not graffiti proof.
- Do not leave children unattended whilst playing on the table.
- To avoid danger of suffocation, keep plastic bags away from babies and children.
- Colors can differ over years and from batch to batch.

Product

- Do not stand or jump on the table.
- Do not drag the table, but carry it with minimum 2 people.
- Anchoring the product has to be done by qualified people.
- For anchoring: use suitable bolts or screws from a specialized store depending on the material your terrace is made of.
- There is protection felt for delicate floors or indoor use.
- Do not stand on the Lazy Susan.
- The white Lazy Susan reflects in the sunlight.
- Mind your fingers whilst assembling the Lazy Susan.

Wood

- When delivered, the wood is untreated.
- Wood is a natural material and its look is different for every slat, plank and tree.
- Wood will gradually become rougher and start to turn grey as a consequence of exposure to the sun and rain. We recommend oiling the wood at regular intervals depending from location and general weather conditions.
- Clean regularly with mild detergent. Never use a high pressure cleaner as this will roughen the wood's smooth surface and irreparably damage the wood's fiber.
- Thorough cleaning with Extremis Wood Cleaner.
- We strongly recommend that you treat your wood with wood protector to protect it from stains - small cracks and crevices can also appear as part of this process. We strongly advise everyone to treat the furniture with our Wood Protector.

Galvanized steel

- Galvanization will become less shiny when used outdoors.
- Flame retarding - NEN-EN13501-1 A1 - Class A1 products will not contribute to fire in any stage, including fully developed fire. For this reason, they are assumed to be capable of satisfying all requirements of all lower classes as well.

- Possible impurities in the immersion tank can cause black marks during galvanization, which are intrinsic to this industrial finishing technique.
- White marks on this zinc layer are also intrinsic to this procedure and will disappear when the furniture is put outdoors.
- This industrial finishing technique may result in a rougher surface. This is intrinsic to the process.

Powder coating

- White powder coating requires more maintenance.
- Do not use abrasive scouring powders or scourers as they will scratch the surface.
- Color can fade to some extent when exposed to UV.
- Flame retarding - NEN-EN13501-1 A2-sl - Satisfying the same criteria as Class B for the SBI-test according to EN13823. In addition, under conditions of a fully developed fire these products will not significantly contribute to the fire load and fire growth.
- Dark colors can get very hot in sunny weather.

HPL

- UV color fastness: >6 (EN438-2:27) en (ASTM G53-91)
- Colors can differ over years and from batch to batch.

Applications

Residential: on terraces, patios, ...

Project: hotel and catering industry, company terraces, meeting rooms, offices, ...

Floor fastening

Pantagrue comes with an optional floor anchoring set: four steel plates to be fixed with bolts.



Good to know

- PEFC™ certified wood originates from sustainably managed forests.
- The hole in the tabletop to place a parasol is in ø 2,56 inch.
- Pantagrue table is fitted with a Lazy Susan, a central rotating tray, to easily pass things through.



F.a.q.

Q: Do you need to oil the wood?

A: Just like other types of wood, Iroko will gradually become rougher and start to turn grey as a consequence of exposure to the sun and rain. Small cracks and crevices can also appear as part of this process. We strongly advise everyone to treat the furniture with our Wood Protector. This 100% natural oil controls the moisture level within the wood, which makes the planks stay stable for longer, and the layer of oil also helps to prevent spilled liquids from being absorbed, so that stains tend to stay superficial. It is best to repeat this treatment at regular intervals.

Maintenance

Find maintenance instructions at the downloads section of [extremis.com](https://www.extremis.com) for:

POWDER COATED PARTS

- White powder coating obviously requires more maintenance.
- Clean stains with a magic eraser.

GALVANIZED PARTS

- How to repair a damaged zinc layer.

WOOD

- Clean regularly with mild detergent.
- Thorough cleaning with Extremis Wood Cleaner.
- Oil the wood with Extremis Wood Protector. We recommend oiling the wood at regular intervals depending from location and general weather conditions.
- In order to smoothen the surface again after a thorough cleaning, lightly sand your wood with 80 grit sanding paper or a sanding pad.

RECOMMENDED USE

- For Extremis Wood Protector:



7 to 10 wood care treatments



3 to 5 wood care treatments



100 - 150 ml for one Pantagrue table

Website

www.extremis.com/pantagrue-table