

# Inumbrina

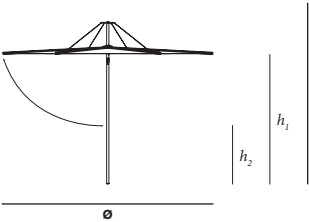
© design by Dirk Wynants

Small  
Medium  
Large  
Parasol foot for floor fastening  
Concrete (wheel) base

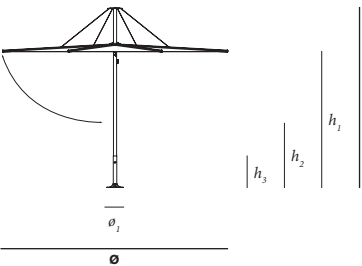
Parasol foot  
In combination with  
Gargantua, Pantagruel,  
Abachus & Anker



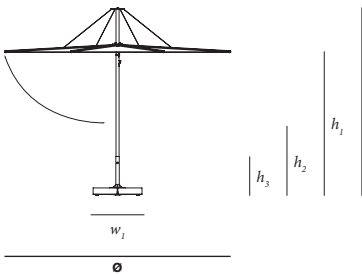
## Inumbrina



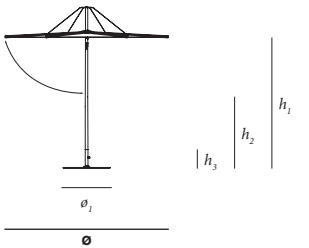
Dimensions (inch)	ø	H	h <sub>1</sub>	h <sub>2</sub>
Inumbrina small	98,90	98,46	80,12	47,20
Inumbrina medium	126,85	98,46	79,37	33,23
Inumbrina large	149,06	109,92	84,45	31,22



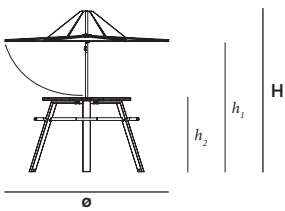
Dimensions (inch)	ø	H	ø <sub>1</sub>	h <sub>1</sub>	h <sub>2</sub>	h <sub>3</sub>
Inumbrina small with floor fastening	98,90	98,46	3,94	80,12	47,20	11,02
Inumbrina medium with floor fastening	126,85	98,46	3,94	79,37	33,23	11,02
Inumbrina large with floor fastening	149,06	109,92	9,84	84,45	31,22	19,29



Dimensions (inch)	ø	H	w <sub>1</sub>	h <sub>1</sub>	h <sub>2</sub>	h <sub>3</sub>
Inumbrina large on concrete base	149,06	114,33	29,92	88,86	35,59	23,70
Inumbrina large on concrete wheel base	149,06	117,40	32,44	114,88	38,70	26,77



Dimensions (inch)	ø	H	ø <sub>1</sub>	h <sub>1</sub>	h <sub>2</sub>	h <sub>3</sub>
Inumbrina small with parasol foot	98,90	98,78	28,54	80,43	47,52	11,34
Inumbrina medium with parasol foot	126,85	98,78	28,54	79,69	33,54	11,34

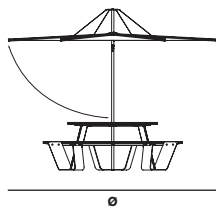


Dimensions (inch)	ø	H	h <sub>1</sub>	h <sub>2</sub>
Inumbrina small with Abachus	98,90	98,46	80,12	47,20

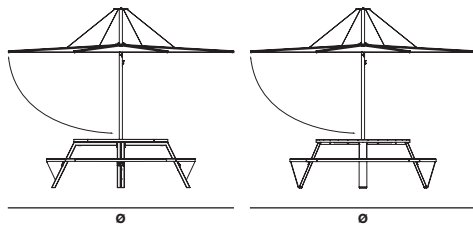
extremis®

The content of this document, in particular the mentioned models, is protected by copyrights and/or design rights. The present document and its content is communicated to you for information purposes only. Any partial or total reproduction or any other use without our prior written permission is strictly prohibited. This technical sheet remains subject to possible changes. **All dimensions are in inch**, unless mentioned otherwise. Extremis is not responsible for the errors in the documentation of products. All measurements are approximate and are provided for informational purposes only.

**Tech  
sheet**  
20201221

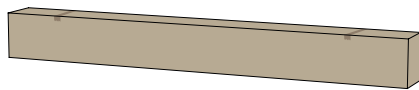


Dimensions (inch)	ø	H	$h_1$	$h_2$
Inumbrina medium with Anker	98,90	98,46	80,12	33,23



Dimensions (inch)	ø	H	$h_1$	$h_2$
Inumbrina large with Gargantua	149,06	109,92	84,45	31,22
Inumbrina large with Pantagruel	149,06	109,92	84,45	31,22

BOX 1: INUMBRINA + COVER



BOX 2: 1 CONCRETE BLOCK



BOX 3: FRAME FOR CONCRETE BASE



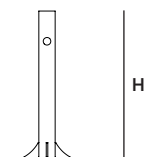
BOX 4: FRAME FOR CONCRETE WHEEL BASE



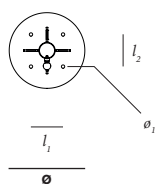
BOX 5: PARASOL BASE POLE




Box dimensions (inch)		L	W	H	Qty (#)	Volume (ft³)	Gross weight (lb)	Net weight (lb)	Packaging weight (lb)
Inumbrina small	Box 1	104,33	10,24	11,42	1	7,06	38,58	29,98	8,60
Inumbrina medium	Box 1	104,33	10,24	11,42	1	7,06	44,53	35,94	8,60
Inumbrina large	Box 1	111,42	10,24	11,42	1	7,42	60,08	50,71	9,37
Steel disc plate (parasol foot)	Box 4	29,92	29,92	1,30	1	0,71	62,83	56,22	6,61
Floor fastening ø380	Box 5	20,08	15,35	12,60	1	2,12	8,82	7,28	1,54
Floor fastening ø250/ø320	Box 5	17,72	5,91	3,54	1	0,35	3,09	2,65	0,44
Concrete base	Box 2	14,80	14,80	3,94	4	2,12	264,55	251,33	13,23
	Box 3	28,35	12,20	5,12	1	1,06	15,87	14,33	1,54
	Box 5	20,08	15,35	12,60	1	2,12	8,82	7,28	1,54
					<b>total</b>	<b>5,30</b>	<b>289,25</b>	<b>272,93</b>	<b>16,31</b>
Concrete wheel base	Box 2	14,80	14,80	3,94	4	2,12	264,55	251,33	13,23
	Box 4	33,46	33,46	5,91	1	3,88	49,38	46,30	3,09
	Box 5	20,08	15,35	12,60	1	2,12	8,82	7,28	1,54
					<b>total:</b>	<b>8,12</b>	<b>322,76</b>	<b>304,90</b>	<b>17,86</b>




Dimensions (inch)	ø	H	$\phi_1$	$l_1$	$l_2$
Floor fastening for ø380	250	490	11	106	106
Floor fastening for ø250 & ø320	250	280	11	106	106



Materials & colors




Parasol fabric



High-tech polyester\*

Parasol foot



Galvanized steel

\*Subject to change, check price list or [www.extremis.com](http://www.extremis.com)

Materials	Key facts	Thickness	Layer thickness	Density	In/outdoor	Water	UV color fastness	Flame retarding
		inch	micron					
High-tech polyester fabric	<ul style="list-style-type: none"><li>High UV resistance and ultra strong</li><li>Low weight / high tear strength</li><li>Long-term appearance</li></ul>	0,01	n.a.	8,81 oz/ft²	Outdoor	The fabric has a water column of 350 mm (EN 20811)	7/8 (ISO 105-B02)	/
Stainless steel parasol foot for floor fastening	<ul style="list-style-type: none"><li>High rust resistance</li><li>Periodical maintenance required</li></ul>	0,07 - 0,19	n.a.	0,50 10³lb/ft³	Outdoor	n.a.	Very good	NEN-EN13501-1 A1 *
Concrete base	<ul style="list-style-type: none"><li>Made under high pressure</li><li>Matt and porous</li></ul>	3,93	n.a.	0,13 10³lb/ft³	Outdoor	n.a.	Very good	NEN-EN13501-1 A1 *
Hot dip galvanized steel base for concrete (wheel) base	<ul style="list-style-type: none"><li>Most durable method for protecting metal from rusting</li><li>Protective layer</li><li>Very long life span</li><li>100% recyclable</li><li>Cradle to Cradle Certified™</li></ul>	0,07 - 0,39	50 - 100	0,47 10³lb/ft³	Outdoor	n.a.	Very good, galvanization will however become less shiny when used outdoors	NEN-EN13501-1 A1 *
Cover	<ul style="list-style-type: none"><li>100% polyester</li><li>Polyuréthane coating</li><li>Breathable, so not 100% water-proof</li></ul>	0,01	n.a.	8,46 oz/ft²	Outdoor	Water repellent & breathable	6-8/8 (ISO 105-B02)	/

\* NEN-EN13501-1 A1

\*\* NEN-EN13501-1 A2-s1

Class A1 products will not contribute to fire in any stage, including fully developed fire. For this reason, they are assumed to be capable of satisfying all requirements of all lower classes as well.

Satisfying the same criteria as class B for the SBI-test according to EN 13823. In addition, under conditions of a fully developed fire these products will not significantly contribute to the fire load and fire growth.

## Warnings

### General

- Do not use any sharp tools to open the packaging.
- We strongly advise against using power tools.
- Tripping hazard, mind your step.
- Do not put out cigarettes on the parasol.
- Not graffiti proof.
- To avoid danger of suffocation, keep plastic bags away from babies and children.
- Colors can differ over years and from batch to batch.

### Product

- **Do not leave the parasol unattended when opened.**
- Anchoring the product has to be done by qualified people.
- For anchoring: use suitable bolts or screws from a specialized store depending on the material your terrace is made of.
- If you hear the cables whistling due to heavy wind or if you are not using the parasol, close it and use the cover to avoid the parasol from opening or getting dirty.
- For ventilation purposes, the cover is not 100% waterproof.
- Ask for assistance when closing the parasol in strong winds. Opposite the wind's direction, at least one person

needs to guide the parasol's spines downwards in order to avoid the parasol from blowing open fiercely halfway down.

- Store the parasol when not in use for a long time as follows: vertically, completely dry and in a dry environment.
- Do not leave closed if not completely dry. Do not leave the parasol closed for a long time when the parasol fabric is still damp or wet.
- The fabric can be removed for washing but we do not advise this. In the first place, you should close the parasol when you do not use it and protect it with its cover. This protects the parasol from getting dirty.
- Tests in a wind tunnel have shown that the parasol withstands wind speeds up to 8 on the Beaufort scale (when anchored to the floor). Still, it is best to close it sooner (from wind speed 6 is the rule of thumb).

### High-tech polyester

- Shake or brush off loose dirt immediately.
- Do not use any aggressive detergents as they will remove the protective coating of the fabric.
- We strongly advise you not to use a high-pressure hose for cleaning.

### Stainless steel

- Very good UV color fastness.
- Flame retarding: NEN-EN13501-1 A1 - Class A1 products will not contribute to fire in any stage, including fully developed fire. For this reason, they are assumed to be capable of satisfying all requirements of all lower classes as well.
- Watch out, stainless steel isn't entirely rustproof! Be sure to avoid contact with iron objects. If it does show signs of rust, clean with rust remover as quickly as possible.

### Concrete

- Matt and porous.
- Very good UV color fastness.
- Flame retarding: NEN-EN13501-1 A1 - Class A1 products will not contribute to fire in any stage, including fully developed fire. For this reason, they are assumed to be capable of satisfying all requirements of all lower classes as well.

## Applications

**Residential:** fixed to the ground, fixed steel plate, on a (wheel) base, on a Gargantua, Pantagruel picnic, Abachus, Anker or Virus.

## Instructions

1. Remove cover.
2. To open the parasol, firmly pull the rope until the parasol fabric is almost completely horizontal.
3. To put the rope in the tube, you should fold it in 2 and put the loop in the hole until it is completely tucked away.
4. To close the parasol again, take the rope out of the tube and hold it in a slight angle. Tip: keep the rope aslope until the parasol is completely closed.

## F.a.q.

**Q: Is the fabric 100% waterproof?**

**A:** With light rain fall you can stay seated under the parasol. The fabric is slightly slanted in opened position. With heavy rain fall, the canvas lets through a little bit of water. This is typical for the fabric and necessary, because the fabric should be able to ventilate.

**Q: Can you remove the fabric for washing?**

**A:** We do not advise this but it is possible. In the first place, you should close the parasol when you do not use it and protect it with its cover. This protects the parasol from getting dirty.

**Q: How resistant is the parasol?**

**A:** Tests in a wind tunnel have shown that the parasol withstands wind speeds up to 8 on the Beaufort scale. Still, it is best to close it sooner (from wind speed 6 is the rule of thumb).

**Q: Do you need to use a parasol cover?**

**A:** The cover is needed to protect and fix the parasol when not in use. Protect your parasol from polluted rain, bird droppings, dust and heavy winds to avoid marks or stains on the parasol fabric.

## Maintenance

Find maintenance instructions at the downloads section of [extremis.com](http://extremis.com) for:

### PARASOL FABRIC

- Shake or brush off loose dirt immediately.
- Spray Extremis Multi Cleaner.
- Use a soft brush and make circular movements.
- Let the suds soak in for a moment.
- Rinse thoroughly to remove all soap residue.
- Simply allow to dry.

### STAINLESS STEEL

- Clean regularly with a dry cloth and some stainless steel cleaner.

## Floor fastening

Inumbrina comes with an optional floor anchoring set.



## Good to know

- The diameter of the pole of the Inumbrina large is  $\varnothing$  105,82 inch. The diameter of the pole of the Inumbrina small & medium is  $\varnothing$  77,16 inch.
- The parasol cover is included.
- Inumbrina combines perfectly with the Gargantua, Pantagruel picnic, Abachus, Anker & Virus table, no parasol foot needed.



## Website

[www.extremis.com/inumbrina](http://www.extremis.com/inumbrina)