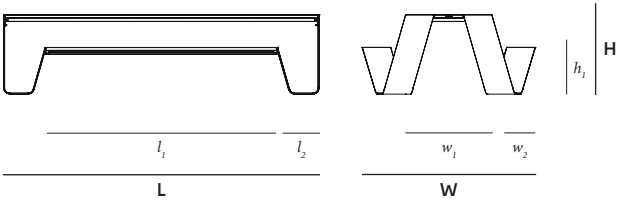


Floor fastening  
Protection felt

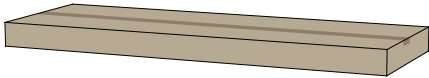


Hopper AA

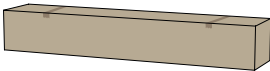


Dimensions (inch)	L	W	H	<i>l</i> <sub>1</sub>	<i>l</i> <sub>2</sub>	<i>w</i> <sub>1</sub>	<i>w</i> <sub>2</sub>	<i>h</i> <sub>1</sub>
Hopper AA 240	93,70	64,09	29,13	62,80	15,04	32,76	10,94	17,32
Hopper AA 300	117,32	64,09	29,13	86,42	15,04	32,76	10,94	17,32
Hopper AA 360	140,94	64,09	29,13	110,04	15,04	32,76	10,94	17,32

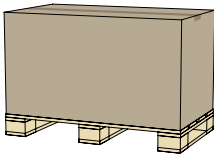
BOX 1: TABLETOP



BOX 2: BENCHES



BOX 3: LEGS + MOUNTING KIT



Box dimensions (inch)		L	W	H	Qty (#)	Volume (ft³)	Gross weight (lb)	Net weight (lb)	Packaging weight (lb)
Hopper AA 240	Box 1	97,24	34,25	5,91	1	11,30	112,43	99,21	13,23
	Box 2	64,96	12,60	10,04	1	4,59	88,18	77,16	11,02
	Box 3	44,29	25,00	24,61	1	15,89	129,19	93,48	35,71
total:						31,78			
Hopper AA 300	Box 1	119,69	34,25	5,91	1	14,13	119,05	103,62	15,43
	Box 2	95,28	12,60	10,04	1	7,06	97,00	83,78	13,23
	Box 3	44,29	25,00	24,61	1	15,89	129,19	93,48	35,71
total:						37,08			
Hopper AA 360	Box 1	147,05	34,25	5,91	1	17,30	145,51	127,87	17,64
	Box 2	118,90	12,60	10,04	1	8,83	116,84	101,41	15,43
	Box 3	44,29	25,00	24,61	1	15,89	129,19	93,48	35,71
total:						42,02			

extremis®



Materials & colors



Tabletop,  
benches & legs



Structured powder coating\*

\*Subject to change, check price list or [www.extremis.com](http://www.extremis.com)

Materials	Key facts	Thickness	Layer thickness	Density	In/outdoor	Water	UV colour fastness	Flame retarding
		inch	micron					
Structured powder coated aluminium tabletop, benches & legs	<ul style="list-style-type: none"><li>• A technique of applying dry paint to a part</li><li>• Electrostatically charged and sprayed onto the object</li><li>• More scratch-resistant than non structured powder coating</li></ul>	0,39	50 - 100	0,17 10³lb/ft³	Outdoor & indoor	n.a.	Very good: color can fade to some extent when exposed to UV	NEN-EN13501-1 A2-s1 **
Structured powder coated electro galvanized steel connection pieces	<ul style="list-style-type: none"><li>• Easy to clean</li><li>• Electro galvanized (for extra protection against rust), then powder coated</li><li>• More scratch-resistant than non structured powde -coating</li></ul>	0,11	100	0,47 10³lb/ft³	Outdoor & indoor	n.a.	Very good: the white hue can change to some extent when exposed to UV	NEN-EN13501-1 A1 *

\* NEN-EN13501-1 A1

\*\* NEN-EN13501-1 A2-sl

Class A1 products will not contribute to fire in any stage, including fully developed fire. For this reason, they are assumed to be capable of satisfying all requirements of all lower classes as well.

Satisfying the same criteria as class B for the SBI-test according to EN 13823. In addition, under conditions of a fully developed fire these products will not significantly contribute to the fire load and fire growth.

## Warnings

### General

- Do not use any sharp tools to open the packaging.
- We strongly advise against using power tools.
- Tripping hazard, mind your step.
- Do not put out cigarettes on the table.
- Not graffiti proof.
- Do not leave children unattended whilst playing on the table.
- To avoid danger of suffocation, keep plastic bags away from babies and children.
- Colors can differ over years and from batch to batch.

### Product

- Do not drag the table, but carry it with minimum 2 people.
- Anchoring the product has to be done by qualified people.
- For anchoring: use suitable bolts or screws from a specialized store depending on the material your terrace

is made of.

- There is protection felt for delicate floors or indoor use.
- The packaging material of the legs must stay intact, you need it to attach the legs to the tabletop.
- 9,45 inch: max. 5 people or 881,85 inch per bench - 11,81 inch: max. 6 people or 1058,22 lb per bench - 14,17 inch: max. 7 people or 1234,59 lb per bench.
- Regularly clean the flat surface of the legs.

### Galvanized steel

- Galvanization will become less shiny when used outdoors.
- Flame retarding - NEN-EN13501-1 A1 - Class A1 products will not contribute to fire in any stage, including fully developed fire. For this reason, they are assumed to be capable of satisfying all requirements of all lower classes as well.
- Possible impurities in the immersion tank can cause black marks during galvanization, which are intrinsic to

this industrial finishing technique.

- White marks on this zinc layer are also intrinsic to this procedure and will disappear when the furniture is put outdoors.
- This industrial finishing technique may result in a rougher surface. This is intrinsic to the process.

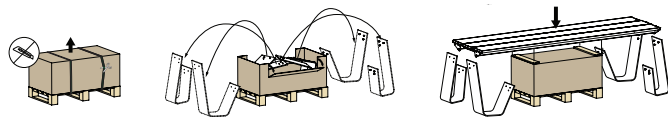
### Powder coating

- White powder coating requires more maintenance.
- Do not use abrasive scouring powders or scourers as they will scratch the surface.
- Color can fade to some extent when exposed to UV.
- Flame retarding - NEN-EN13501-1 A2-sl - Satisfying the same criteria as Class B for the SBI-test according to EN13823. In addition, under conditions of a fully developed fire these products will not significantly contribute to the fire load and fire growth.
- Dark colors can get very hot in sunny weather.

## Important

Use our packaging material for better support to attach the legs to the tabletop.

1. Leave the box on the pallet.
2. Remove the lid of the box.
3. Take the legs out of the box.
4. Put the lid back on the box.
5. Put the tabletop on top of the box.
6. Assemble the Hopper picnic.



## Maintenance

Find maintenance instructions at the downloads section of [extremis.com](http://extremis.com) for:

### POWDER COATED PARTS

- White powder coating obviously requires more maintenance.
- Clean stains with a magic eraser.

### GALVANIZED PARTS

- How to repair a damaged zinc layer.

## Applications

**Residential:** with optional Hopper shade and with optional floor protection felt for delicate surfaces. Indoor or outdoor, as a kitchen table or as an eye-catching garden set-up.

**Project:** ideal to place several tables next to each other and create a long row. Educational projects, hospitality, public areas, ...

## Floor fastening

Hopper AA has an optional floor fastening set (ø 9 mm), four stainless steel plates to be fixed with bolts.

For an even more rigid anchoring system, Hopper legs can be ordered with holes ø 12 mm.

## Good to know

- ‘Hopper’ stands for ‘Hop Picker’, because the range is inspired by hop gardens, harvests and beer fests.
- The Hopper legs are cut out of an aluminium or metal sheet nearly without any loss of material.

## Website

[www.extremis.com/hopperaa](http://www.extremis.com/hopperaa)

## Choose wisely

- White surfaces will reflect sunlight and require more maintenance.
- When exposed to direct sunlight, dark colors will absorb heat.