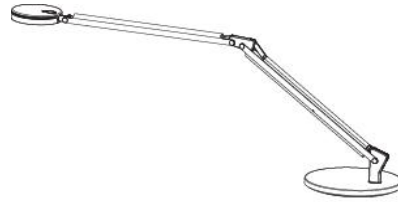


dash LED Task Light



Style Numbers

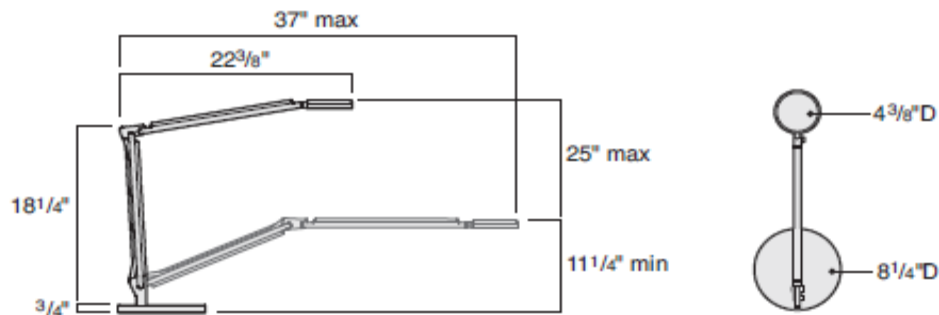
	No Sensor	with Occupancy Sensor
Freestanding Base with USB	LDASHU	LDASHOU
Freestanding	LDASHF	LDASHOF
C-clamp	LDASHC	LDASHOC
Rail Mounted	LDASHR	LDASHOR
Slatwall/Slatrail	LDASHS	LDASHOS
Panel - Answer, S9000, Avenir, Kick	LDASHP	LDASHOP

Features

Convection airflow in head for heat dissipation
Replaceable light head after 50,000 hours or when new technology becomes available
No PVC wiring in light head
Dual conductivity path to prevent power loss
Rotation: light head 360° Freestanding Bases: 160° lower arm Mounting Brackets 360° lower arm
Variable spring force for "place-and-stay" adjustability
Three user adjustable tension control knobs
Freestanding base with 2 USB charging ports include one USB type C (60W max) and USB type A (2.4A max)
USB-C contains intelligent control circuitry that accurately provides the maximum power requested by a wide variety of popular electronic devices
Available with or without an occupancy sensor
Optional Passive Infrared (PIR) occupancy sensor, 36" activation range, turns off after 15 minutes of no activity
Specify dash LED for worksurface with 60" or more, high panels or dual monitor applications
Specify dash mini LED for worksurface with 58" or less, low panels or single monitor applications

Dimensions/Weight

Freestanding Base with USB	W8 ¹ / ₄ " x D37" x H25 ¹ / ₄ "	9.65 lbs.
Freestanding	W8 ¹ / ₄ " x D37" x H25"	9.65 lbs.
Rail Mounted (works in front of screens)	W4 ³ / ₈ " x D37" x H24 ¹ / ₄ "	2.0 lbs.
Rail Mount (for Elective Elements Tech Zone)	W4 ³ / ₈ " x D37" x H24 ¹ / ₄ "	1.7 lbs.
C-clamp	W4 ³ / ₈ " x D37" x H24 ¹ / ₄ "	2.2 lbs.
Panel - Answer, S9000, Avenir, Kick	W4 ³ / ₈ " x D37" x H24 ¹ / ₄ "	2.0 lbs.
Slatwall/Slatrail	W4 ³ / ₈ " x D37" x H24 ¹ / ₄ "	2.0 lbs.

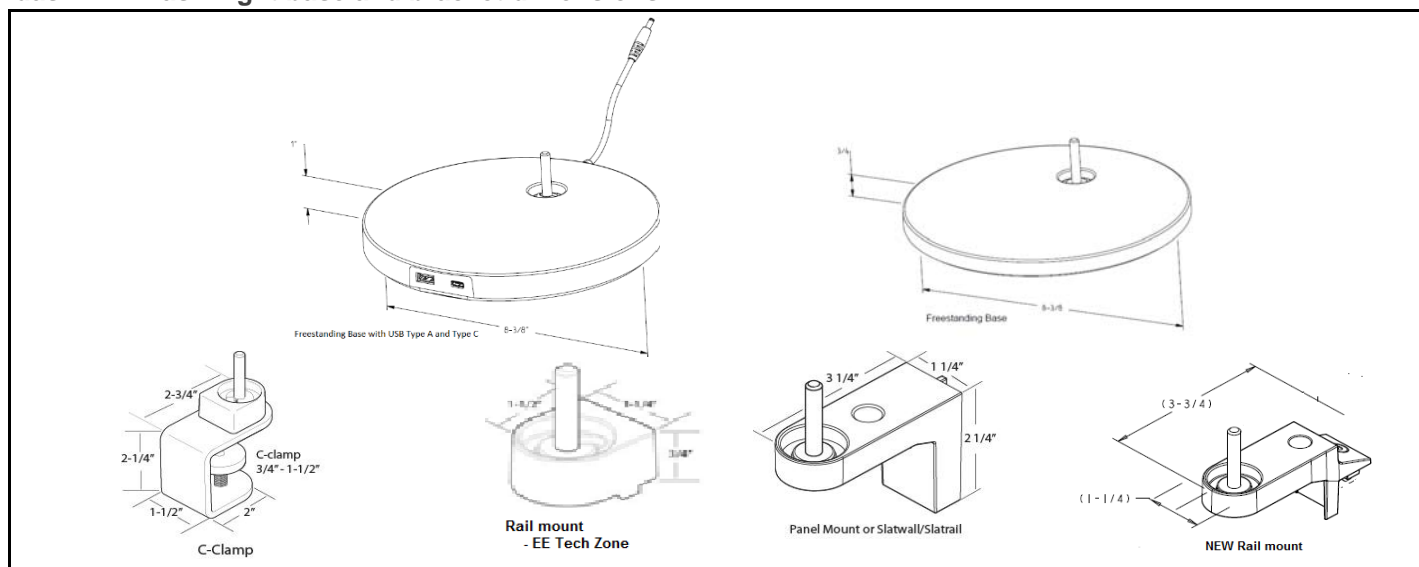


dash freestanding

Technical Specs

Color Temperature	3500K
Color Rendering Index	94
Lumens System Wattage Efficacy	570 lumens 9.3 watts 61.3 efficacy
Average rate of lamp life	50,000 hours
Full range dimming control	100% - 15%
Automatic Turn Off	10 hours
Horizontal reach	0" - 37"
Vertical Height Adjustments	2" - 25"
Power supply - All dash styles except USB base	Watts 15 Cord Black 9' with 2-prong driver and connector to attach to light.
Power supply with USB Base	Watts 60 Brick & Cord Black: 11' modular cord with standard two prong plug, an integrated low voltage cord and a connector to attach to light. (AC cord 6', DC cord 5' and brick 2"W x 1.5"H x 5"L)
Finish: Steelcase accent colors also available for upcharge	Platinum, Arctic White, or Low Gloss Black See Steelcase SpecGuide for specific accent paints
Warranty	12 years fixture 5 years on driver and USB Base

dash LED Task Light base and bracket dimensions



Photometric Data

dash Maximum Illuminance

Luminaire head is 15" above worksurface

Units are in candela

Worksurface Rear									
12"	26	36	45	52	55	52	45	36	26
9"	42	49	64	76	80	76	64	49	42
6"	44	63	84	101	109	101	84	63	44
3"	50	75	101	126	136	126	101	74	50
CL	54	78	109	136	146	136	109	78	54
3"	50	74	101	126	136	126	101	74	50
6"	44	63	84	101	109	101	84	63	44
9"	42	49	64	76	80	76	64	49	42
12"	26	36	45	52	55	52	45	36	26
	12"	9"	6"	3"	CL	3"	6"	9"	12"
Worksurface Front									

Workspace Front

Certifications

cETLus
BIFMA Level 1

Sustainability

No management and/or recycling of fluorescent bulbs
No harmful mercury associated with fluorescent bulbs
LED lights have a useful life of 50,000 hours or more. Lower maintenance, longer life
LED lights require less power to operate (9.3 watts)
Freestanding lamp fixture is 97% recyclable with 32% recycled content (25% post-consumer, 7% pre-consumer)
LEED Certification
The use of LED lights can contribute to LEED certification.
LED lighting can be considered in the following areas:
· Energy and Atmosphere (EA) - Optimizing energy performance. LED lights require less energy to operate
· Indoor Environmental Quality (IEQ) - Controllability of systems-lighting. Dash LED light provide user controlled dimming, which reduces light levels and power consumption.
· Innovation and Design (ID) - The utilization of innovative products can contribute to this section. LED lighting is relatively new to the business environment and can be considered innovative in its use.

LEED Certification

Steelcase

For further information, please go to www.steelcase.com

or call 888.783.3522

©2019 Steelcase Inc. All rights reserved.03/19