

# Campers & Dens in Small + Midsize Business

---

A collection of thought starters

# Considerations

This collection of thought starters is designed to help you visualize how Campers & Dens can support your business at every stage from starting out to growing and then scaling.

- The thought starters in this deck have been divided into three categories – Day 1: Start, Day 2: Grow, and Day 3: Scale – to show how you can start with Campers & Dens when your business opens, build upon your Campers & Dens offering as your business evolves, and scale your footprint as you build momentum.
- Campers & Dens can be relocated, repurposed, and refreshed to meet your needs of today and tomorrow.
- Campers & Dens is designed to evolve seamlessly, and the choices you make now are important for future scalability and growth.
  - For example, If you want the choice to add on a Cabin later, you'll need to select the "C" or "D" style Camper now. A "B" style Camper can't support a Cabin, so choosing it now removes that possibility later (unless you buy a new Camper at that time).
- Early planning with Campers & Dens supports more effective space planning and helps maximize the platform's capabilities.
- As you explore these thought starters, keep in mind the flexibility of Campers & Dens, and consider what fits your needs today as well as what you may want to incorporate later.



Start

Scale



**CD02 - Model C**  
**Overall footprint**  
 | 8' x 7' | 56 sq ft  
 \$



**CD02 - Model C**  
**Overall footprint**  
 | 8' x 15' | 117 sq ft  
 \$



**CD02 - Model C**  
**CD05 - Model D w/ Kink and Cabin**  
**Overall footprint** | 17' x 15' | 260 sq ft  
 \$\$



**CD02 - Model C**  
**CD05 - Model D w/ Kink, Cabin and Awning**  
**Overall footprint** | 25' x 15' | 347 sq ft  
 \$\$\$






CD02 - Model C  
Overall footprint  
| 8' x 7' | 56 sq ft  
\$



Added this anchored application for a collaborative setting. Could be existing furniture.

CD02 - Model C  
Overall footprint  
| 8' x 15' | 117 sq ft  
\$



Added a CD05 camper with a kink and cabin for a 3 people meeting room and 2 focus spaces.

CD02 - Model C  
CD05 - Model D w/ Kink and Cabin  
Overall footprint | 17' x 15' | 260 sq ft  
\$\$



Added an Awning with an ancillary application for 3 more people.

CD02 - Model C  
CD05 - Model D w/ Kink, Cabin and Awning  
Overall footprint | 25' x 15' | 347 sq ft  
\$\$\$



# A collection of thought starters

- Focus: Private Offices
- Collaboration & Meeting Spaces





# Private Offices

## CD02 | Day 1: Start – A Flexible Foundation for Small Teams

### Application Includes

---

Dimensions 56 sq ft

#### Campers & Dens:

- CD02 Model B (Glass Front & Rear) – Left Hand

#### Technology / Tools:

- N/A

#### Products within Campers & Dens Settings:

- Series 2; Chair, AMQ Activ HAD Desk, CF Series Intro Single Monitor Arm, Currency Mobile Pedestal with cushion, Intro Powerstrip.

### Details

---

1. The 'B' Style glass configuration allows daylight to enter the Camper when placed beside a window, creating a bright and open environment perfect for individuals who prefer not to feel enclosed.
2. Plants help create a warm and welcoming environment; reducing stress and anxiety.
3. This setting can serve as an owned office or a private individual touchdown space.
4. The Camper is perfect for balancing quiet focus and private meetings.

Plan View



# Private Offices

## CD02 | Day 2: Grow – Increased Functionality as Needs Expand

### Application Includes

Dimensions 112 sq ft

### Campers & Dens:

- CD02 Model B (Glass Front & Rear) – Left Hand with Awning in Cord finish.

### Technology / Tools:

- N/A

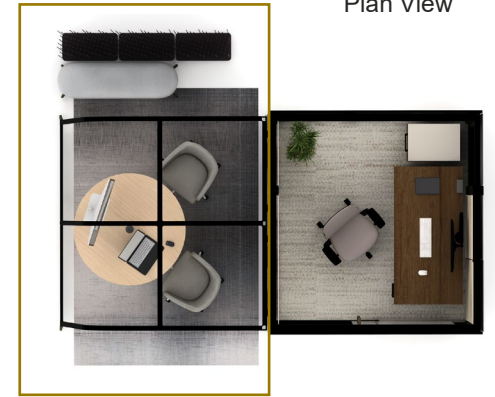
### Products within Campers & Dens Settings:

- Series 2; Chair, AMQ Activ HAD Desk, CF Series Intro Single Monitor Arm, Currency Mobile Pedestal with cushion, Intro Powerstrip, Cubb Round Table, Sterling Conference chairs, Cubb Two Seat Bench, Extremis Sticks.

### Details

1. The 'B' Style glass configuration allows daylight to enter the Camper when placed beside a window, creating a bright and open environment perfect for individuals who prefer not to feel enclosed.
2. This setting can serve as an owned office or a private individual touchdown space.
3. The Camper is perfect for balancing quiet focus and private meetings.
4. Shielded privacy from the awning is ideal for interactive meetings, individual work, or casual conversations without distractions.

Plan View



This references to the additions added per slide.

# Private Offices

## CD02 | Day 3: Scale – Integrated, Strategic Applications for a Maturing Business

### Application Includes

Dimensions 260 sq ft

### Campers & Dens:

- CD02 Model B (Glass Front & Rear) – Left Hand with Kink and Awning in Cord finish.
- CD02 Model D (Glass Front) – Left Hand with Kink in Laminate finish.
- CD02 Model C (Corner Glass) – Left Hand with Kink in Fabric finish.

### Technology / Tools:

- Three Contrasting Panels; one Laminate whiteboard and two Clear Walnut
- **Products within Campers & Dens Settings:**
- Camper 1 & 3 : AMQ HAD Desk, Series 2; Chair, Currency Mobile Ped, Intro Powerstrip, CF Series Intro Monitor Arm.
- Camper 2: Currency Desk and Return with pedestal Left Hand, Bivi Power Strip, Series 2; Chair.

### Details

1. The Camper's integrated lighting, ventilation, and roof modes ensure the user has optimal conditions to support them for hours throughout the day.
2. Campers & Dens was designed with sustainability in mind – it has the ability to be relocated, repurposed, and refreshed to keep up with changing needs.
3. Consider adding the Campers & Dens 'Kink' to create more shielding, privacy, and a feeling of safety.



A



This references to the additions added per slide.

# Private Offices

## CD05 | Day 1: Start – A Flexible Foundation for Small Teams

### Application Includes

Dimensions 104 sq ft

#### Campers & Dens:

- CD05 Model D (Glass Front) - Left Hand with Kink

#### Technology / Tools:

- One Contrasting Panel with Laminate Whiteboard

#### Products within Campers & Dens Settings:

- Currency Desk and Return with Pedestal LH, Amia Chair, CF Series Intro Monitor Arm, Davos Bench, Await Table, Joel Lounge Chair

### Details

1. Consider adding the Campers & Dens 'Kink' to create more shielding, privacy, and a feeling of safety.
2. Utilize the whiteboard laminate material in a private office to support brainstorming and strategizing.
3. The 'D' Style glass configuration offers added visual privacy for meetings, creating a more confidential environment.
4. The additional chair provides space for 1:1 conversations and offers varied seated postures throughout the day.

1



A

# Private Offices

## CD05 | Day 2: Grow – Increased Functionality as Needs Expand

### Application Includes

---

Dimensions 172 sq ft

#### Campers & Dens:

- CD05 Model D (Glass Front) - Left Hand with Kink and Awning in Cord finish.

#### Technology / Tools:

- One Seam Mounted Monitor Bracket
- One Contrasting Panel with Laminate Whiteboard

#### Products within Campers & Dens Settings:

- Currency Desk and Return with Pedestal LH, Amia Chair, CF Series Intro Monitor Arm, Davos Bench, Await Table, Joel Lounge Chair, Verlay Table, Marien152 chair.

### Details

---

1. By introducing an awning, a layer of privacy is created beyond the Camper itself, offering a comforting feeling and a hint of visual privacy
2. Adding a monitor is essential to ensure people can share/display information as needed.



B

Plan View



This references to the additions added per slide.

# Private Offices

## CD05 | Day 3: Scale – Integrated, Strategic Applications for a Maturing Business

### Application Includes

Dimensions 242 sq ft

### Campers & Dens:

- CD05 Model D (Glass Front) - Left Hand with Kink and two Awnings.

### Technology / Tools:

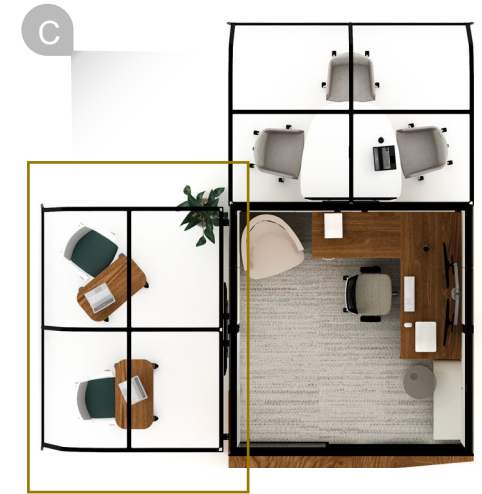
- One Seam Mounted Monitor Bracket
- One Hoop Mounted Monitor Bracket
- One Contrasting Panel with Laminate Whiteboard
- One Contrasting Panel with Laminate finish

### Products within Campers & Dens Settings:

- Currency Desk and Return with Pedestal LH, Amia Chair, CF Series Intro Monitor Arm, Davos Bench, Await Table
- Joel Lounge Chair, Verlay Table, Marien152 chair.
- Zilo Task chair, Flex Single Table

### Details

1. Campers & Dens celebrates in between spaces, and the awnings help create inspiring circulation paths, called "avenues".
2. The awning provides shielded privacy for individual and collaborative work without distractions.
3. The monitor helps create a hardworking space that allows people to share visual content, if needed.



 This references to the additions added per slide.

# Private Offices

## CD02 | Day 1: Start – A Flexible Foundation for Small Teams

### Application Includes

---

Dimensions 112 sq ft

#### Campers & Dens:

- CD02 Model D (Glass Front) – Right Hand with Awning in Fabric

#### Technology / Tools:

- One Panel Mounted Monitor Bracket
- One Contrasting Panel with Laminate Whiteboard

#### Products within Campers & Dens Settings:

- Migration SE; Desk HAD, Currency Low Storage Integrated, Currency Lateral Files, Amia Chair, Campfire Slim Table, Lucas Swivel Chair, Pillar Side Table, CF Series Intro Monitor Arm.


### Details

---

1. The Fascia is available in a variety of fabric and paint options. By specifying the Fascia with a colored finish, it adds a touch of character to the front of the Camper.
2. The Camper features three roof positions, five light settings, and three ventilation settings -- designed to support a range of needs and preferences.
3. The Awning provides a layer of visual privacy, offering a comfortable spot to catch up with a colleague or have a 1;1.
4. The Awning is available in four different materiality finish types: Plywood, PET, Sheer Fabric, and Nylon Cord.



A



# Private Offices

## CD02 | Day 2: Grow – Increased Functionality as Needs Expand

### Application Includes

---

Dimensions 229 sq ft

#### Campers & Dens:

- CD02 Model D (Glass Front) – Right Hand with Awning in Fabric
- CD02 Model D (Glass Front) – Right Hand

#### Technology / Tools:

- Two Panel Mounted Monitor Bracket
- One Contrasting Panel with Laminate Whiteboard


#### Products within Campers & Dens Settings:

- Camper 1: Migration SE; Desk HAD, CF Series Intro Monitor Arm, Currency Low Storage Integrated, Currency Lateral Files, Amia Chair, Campfire Slim Table, Lucas Swivel Chair, Pillar Side Table
- Camper 2: Migration SE HAD, CF Series Intro Monitor Arm, Amia Chair, Potrero Table, Cubb Stools.

### Details

---

1. Position two Campers to intersect, creating a shared space that can be utilized for collaborative meetings.
2. Campers & Dens' monitor bracket option makes it possible to support integrated technology inside and outside of the Camper.
3. Campers & Dens creates an enclosed space while offering additional surrounding spaces to meet their needs.
4. Campers & Dens' versatility enables users to have both a private office and a shielded meeting room within an open plan area.



 This references to the additions added per slide.

# Private Offices

## CD02 | Day 3: Scale – Integrated, Strategic Applications for a Maturing Business

### Application Includes

Dimensions 245 sq ft

#### Campers & Dens:

- CD02 Model D (Glass Front) – Right Hand with Awning in Fabric and cabin
- CD02 Model D (Glass Front) – Right Hand

#### Technology / Tools:

- Two Panel Mounted Monitor Bracket
- One Contrasting Panel with Laminate Whiteboard

#### Products within Campers & Dens Settings:

- Camper 1: Migration SE; Desk HAD, CF Series Intro Monitor Arm, Currency Low Storage Integrated, Currency Lateral Files, Amia Chair, Campfire Slim Table, Lucas Swivel Chair, Pillar Side Table, C&D Small Wall Mounted Table, C&D Lounge.
- Camper 2: Migration SE HAD, CF Series Intro Monitor Arm, Amia Chair, Potrero Table, Cubb Stools.

### Details

1. By introducing an awning, a layer of privacy is created beyond the Camper itself, offering a comforting feeling and a hint of visual privacy.
2. Positioning a Cabin near a wall or window provides another layer of privacy with the benefits of natural daylight.
3. Incorporate the Campers & Dens Integrated Table and Single Upholstered Seats in the Cabin to create a cozy, nook like setting for semi-private conversations.




 This references to the additions added per slide.

Campers & Dens in Small + Midsize Business

# Collaboration & Meeting Spaces

---



# Meeting Spaces

## CD02 | Day 1: Start – A Flexible Foundation for Small Teams

### Application Includes

---

Dimensions 56 sq ft

#### Campers & Dens:

- CD02 Model B (Glass Front & Rear) - Left Hand

#### Technology / Tools:

- One Panel Mounted Monitor Bracket

#### Products within Campers & Dens Settings:


- Cubb chairs, C & D medium-wall mounted table, Davos bench

### Details

---

1. The Camper solves a variety of needs throughout the workday. Its acoustical privacy makes it an ideal spot to have a meeting, get individual work done, and converse comfortably.
2. Campers & Dens' monitor bracket option makes it possible to support integrated technology inside and outside of the Camper.
3. The Globally Patented Fail-Safe Roof Louver system springs open in just seconds if the heat or smoke detector go off. This system removes the need for sprinkler integration in most jurisdictions.

Plan View



# Meeting Spaces

## CD02 | Day 2: Grow – Increased Functionality as Needs Expand

### Application Includes

---

Dimensions 112 sq ft

#### Campers & Dens:

- CD02 Model B (Glass Front & Rear) - Left Hand with Awning in Cord finish.

#### Technology / Tools:

- Two Panel Mounted Monitor Brackets
- One Contrasting Panel with Laminate Whiteboard

#### Products within Campers & Dens Settings:


- C & D Medium Wall mounted table, Cubb Chairs, Davos bench
- Groupwork Round Table Standing Height, Slope Stools.

### Details

---

1. The Camper solves a variety of needs throughout the workday. Its acoustical privacy makes it an ideal spot to meet and collaborate in person or with virtual participants.
2. The Fascia is available in a variety of fabric and paint options. By specifying the Fascia with a colored finish, it adds a touch of character to the front of the Camper.
3. Utilize the whiteboard laminate material in these areas to enhance brainstorming, as well as encourage an interactive discussion.

Plan View



A



This references to the additions added per slide.

# Meeting Spaces

## CD02 | Day 3: Scale – Integrated, Strategic Applications for a Maturing Business

### Application Includes

Dimensions 170 sq ft

### Campers & Dens:

- CD02 Model B (Glass Front & Rear) - Left Hand with two Awnings in Cord finish.

### Technology / Tools:

- Three Panel Mounted Monitor Brackets
- Two Contrasting Panels with Laminate Whiteboard

### Products within Campers & Dens Settings:

- C & D Medium Wall mounted table, Cubb Chairs, Davos bench
- Groupwork Round Table Standing Height, Slope Stools.
- Mesa Lounge Armless, Ottoman-alight round, Linear C Table

### Details

1. Adding a monitor bracket to the exterior helps activate the space around the outside of the Camper. The monitor can be utilized to share visual information during meetings.
2. The awning provides an additional layer of privacy -- creating a space to work individually or to gather with visual privacy.

Plan View



A



This references to the additions added per slide.

# Meeting Spaces

## CD05 | Day 1: Start – A Flexible Foundation for Small Teams

### Application Includes

---

Dimensions 95 sq ft

#### Campers & Dens:

- CD05 Model D (Glass Front) - Left Hand

#### Technology / Tools:

- One Hoop Mounted Monitor Bracket

#### Products within Campers & Dens Settings:

- AMQ Personality Plus Stools, Cubb Standing Table

### Details

---

1. Campers & Dens' monitor bracket option makes it possible to support integrated technology inside and outside of the Camper.
2. The Camper's integrated lighting, ventilation, and roof modes ensure the user has optimal conditions to support them for hours throughout the day.
3. Save the cost of building private rooms with Campers and Dens so during office hours, employees feel comfortable with the blend of visibility and confidentiality.



Plan View



A

# Meeting Spaces

## CD05 | Day 2: Grow – Increased Functionality as Needs Expand

### Application Includes

Dimensions 190 sq ft

#### Campers & Dens:

- CD05 Model D (Glass Front) - Left Hand
- CD05 Model B (Glass Front & Rear) – Left Hand

#### Technology / Tools:

- Two Hoop Mounted Monitor Bracket


#### Products within Campers & Dens Settings:

- AMQ Personality Plus Stools, Cubb Standing Table
- Marien152 Chair, Potrero415 round table


### Details

1. Campers & Dens' monitor bracket option makes it possible to support integrated technology inside and outside of the Camper.
2. The Globally Patented Fail-Safe Roof Louver system springs open in just seconds if the heat or smoke detector go off. This system removes the need for sprinkler integration in most jurisdictions.
3. The 'D' Style glass configuration offers added visual privacy for meetings, creating a more confidential environment.

Plan View



A



This references to the additions added per slide.

# Meeting Spaces

## CD05 | Day 3: Scale – Integrated, Strategic Applications for a Maturing Business

### Application Includes

Dimensions 261 sq ft

#### Campers & Dens:

- CD05 Model D (Glass Front) - Left Hand with Cabin
- CD05 Model B (Glass Front & Rear) – Left Hand  
**Technology / Tools:**


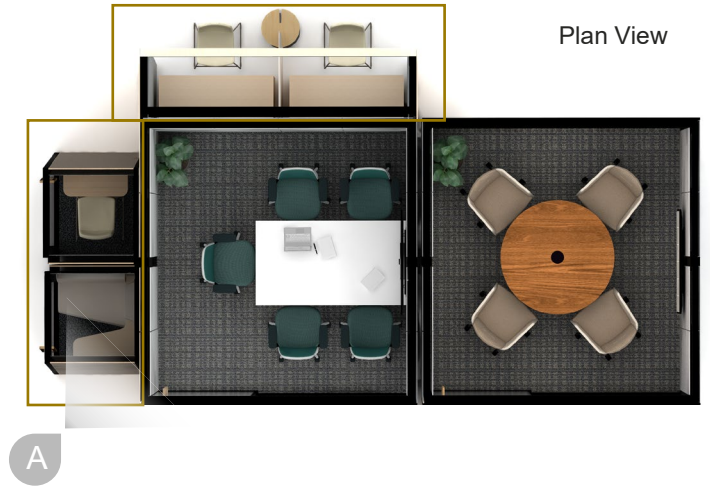
- Two Hoop Mounted Monitor Brackets

#### Products within Campers & Dens Settings:

- AMQ Personality Plus Stools, Cubb Standing Table
- Marien152 Chair, Potrero415 round table
- Campfire Standing Height Table, Cubb barstool, Flex Screen and Stand
- Two On the QTs

### Details

1. The Cabin addition outfitted with touchdown workspaces creates a visually private environment for individual focus work. Cabins are available with an optional light to help brighten the space.
2. Orient the cabin toward a window to add a layer of privacy while also taking advantage of natural daylight.
3. On the QT phonebooths offer a spot for individuals to touchdown for a quick call, meeting, or individual focus with the comfort of acoustical privacy.



 This references to the additions added per slide.



# Envisioning Campers & Dens

Play with the awnings to create avenues and destinations for intuitive discovery of places to relax, meet and collaborate.

Anchor any applications shown on the exterior of the Camper with tools like whiteboards or monitors.

Place the entrance of the Camper facing away from the workstations or add screens for privacy.



Collaboration spaces are intentionally woven throughout and adjacent to workstations to promote connection and sharing.



**Steelcase®**

*\* Dealer responsible for all options, finishes and power specifications.*  
\*Contact [TREINHOL@steelcase.com](mailto:TREINHOL@steelcase.com) to send over CET files or thought starters.