



IM#: 15 0007405

Brody WorkLounge
seating

Steelcase
EDUCATION



Designed to be good for your
body and good for your brain.

Introducing the Brody™ WorkLounge.

Campus study spaces leave students unsupported.

Teaching methods are evolving, trending toward active learning and increased use of technology. Learning spaces designed for project work and collaboration have left little space for focus and study, which is still critical for individual learning.



COMFORT IS COMPROMISED

While most lounge spaces look comfortable, they provide little ergonomic support. Designed for short-term seating, not focused task work, typical lounge seating leaves the body unsupported.



LEARNING IS COMPROMISED

Students need more than chairs, alone, to get work done. They need surfaces for their notebooks and mobile devices. And those devices need power.

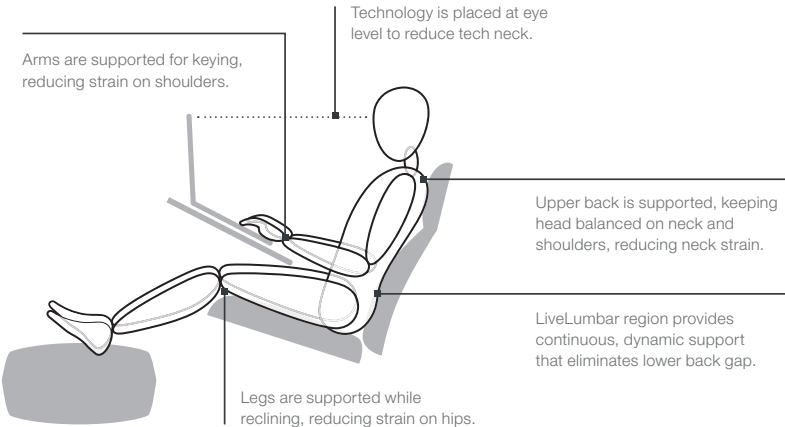


FOCUS IS COMPROMISED

Campus study spaces are often open and exposed, providing little to no control over visual distractions.

Designed for your body.

Providing high-performance comfort and support, the Brody WorkLounge features patented LiveLumbar™ technology—bringing thoughtful ergonomic design to the lounge posture. The adjustable, personal worksurface holds technology at eye level, reducing neck and shoulder strain.





IM#: 15 0007402

Designed for your brain.

Our attention has limited capacity. Like any other organ, the brain takes energy to function. The harder we try to ignore distractions, the harder our brains have to work to filter what's important and what's not.

The Brody WorkLounge creates a shelter from visual distractions, providing privacy and an enhanced sense of psychological security.

Designed for work.

The Brody WorkLounge creates a comfortable micro-environment by thoughtfully integrating power, ergonomic comfort, personal storage and optional lighting—so students can focus their attention, get into flow and get work done.





IM#: 15 0007415

Designed for the campus.

Brody WorkLounge can help schools, colleges and universities optimize their real estate by delivering a high-performance space in a highly efficient footprint. These moveable modular solutions can transform underutilized libraries and in-between spaces into covetable destinations.

Design Details




LIGHTING
The dash® mini LED task light integrates seamlessly to deliver adjustable, efficient lighting where it’s needed the most.



POWER
Integrated power is easily accessible, so students can focus on their work—not their battery level.



PERSONAL WORKSURFACE
With up to 40° of pitch, this highly-adjustable worksurface lets students position their work and devices precisely where they want them.



PRIVACY SCREEN
Privacy screens help reduce visual distractions and enhance personal privacy and comfort.



SIDE SURFACE
Available with left- or right-sided configurations, side surface provides a convenient armrest, or a spacious writing or mousing surface.



PATENTED LUMBAR TECHNOLOGY
Patented LiveLumbar technology provides dynamic back support that eliminates lower back gap.



PERSONAL STORAGE
Personal storage provides a convenient place to store your belongings up off the floor and within arm’s reach.



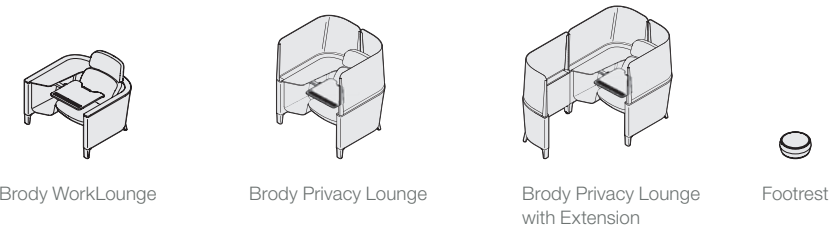
FOOTREST
Additional support for legs and feet helps maintain comfortable, reclined postures, with a nonslip surface that prevents movement. Footrest fits under the seat when not in use.



ADAPTIVE BOLSTERING
The Brody WorkLounge seat allows the cushion to adapt to each user’s unique size. Adaptive bolstering provides exceptional seat comfort.

STATEMENT OF LINE

BRODY WORKLOUNGE



SURFACE MATERIALS

Surface materials shown in brochure:

SEAT & BACK UPHOLSTERY

- DesignTex Appleseed Fog - Sandlewood
- DesignTex Gamut Cherry - Wine

LOWER SURROUND UPHOLSTERY

- DesignTex Gamut Peony
- Chromatic Citron
- DesignTex Gamut Pewter

SCREEN UPHOLSTERY

- DesignTex Gamut Persimmon
- Acrylic

SIDE SURFACE

- Acacia
- Walnut

FOOTREST

- DesignTex Gamut Peony
- Chromatic Citron
- DesignTex Gamut Persimmon

Colors are representative and may vary slightly from actual material.

For further options visit us online.

SUSTAINABILITY

At its heart, sustainability at Steelcase is about people. It’s about creating and supporting the economic, environmental and social conditions that allow people and communities to reach their full potential.

Research and insights direct our path. It’s not only about creating goods, it’s about creating good. It’s not only about creating value, it’s about living our values. It’s not just about reducing our footprint, it’s about expanding our reach. It’s about creating lasting and meaningful change to enable the long-term wellbeing of current and future generations.

Innovative products and solutions result. In the development of our products, we work to consider each stage of the life cycle: from materials extraction, production, transport, use and reuse, until the end of its life. We demonstrate performance through third-party verified certifications and voluntary product declarations.

Steelcase’s sustainability promises, actions, and results are communicated in an annual Corporate Sustainability Report.



Call 800.333.9939 or visit [Steelcase.com/education](https://www.steelcase.com/education)



Item #15-0000166 5/15 ©2015 Steelcase Inc. All rights reserved. All specifications subject to change without notice.
Trademarks used herein are the property of Steelcase Inc. or of their respective owners. Printed in U.S.A. FSC certified.