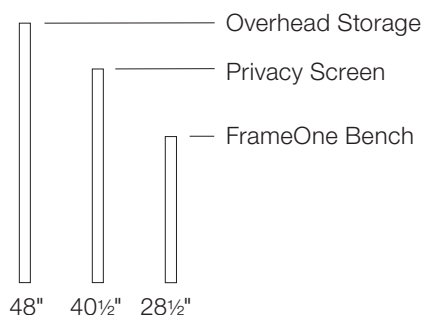




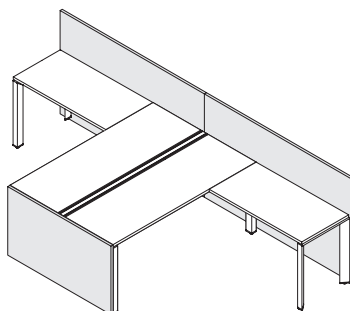
IM#: 16-0042619

Custom Privacy with FrameOne Boundary Screens

Available in customizable widths, Boundary Screens add to the versatility of FrameOne™. Simple and adaptable, Boundary Screens can define a community space for working teams by reducing distractions.



Boundary Screens are available in heights that are flush with the tops of benches, privacy screens and overhead storage.



Boundary Screens can be used with single- or dual-sided FrameOne benches with and without returns.

In addition to providing privacy, FrameOne Boundary Screens:

- attach to the end of the bench to both single- or dual-sided FrameOne bases, without resting on the floor.
- are offered in laminate and veneer finish options.

DIMENSIONS

Installed Height	28½", 40½", 48"
Parametric Height	28½" to 48"
Width	24" to 96" (varies by application type)
Clearance (from floor)	0" to 15" with parametric options in between
Thickness	¾"

SURFACE MATERIALS

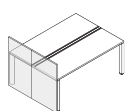
Surface materials shown in brochure:

-  Arctic White Paint
-  Flip: Plain Jane Petosky

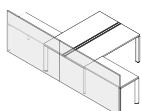
Colors are representative and may vary slightly from actual material.

For further options, visit us online.

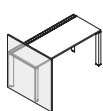
STATEMENT OF LINE



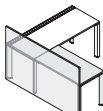
Split



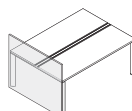
Split with Return



Single



Single with Return



Spanning

Steelcase®

Call 800.333.9939 or visit Steelcase.com

