
ESTABLISHED & SONS
United Kingdom
Phone +44 (0)20 7608 0990
establishedandsons.com

ESTANDSONS LTD
Estandsons Warehouse
Intereuropa d.d.
Mednarodni prehod 8,
SI-5290 Šempeter pri Gorici,
Slovenija

BEAM TABLE Konstantin Grcic



BEAM TABLE

Konstantin Grcic

Based on an everyday icon—the I-beam girder—the BEAM TABLE is designed to last a lifetime. Merging premium design with an industrial aesthetic and an undeniably strong presence, the table is equally at home in an artisan's workshop, a gallery, a family home or a live-work space. The rolled steel i-beams that form the structure of the table are coated in a fine-textured powder coat in either jet black or red oxide and sit on adjustable round feet that help protect the ground beneath. Optional lockable swivel-casters allow the table to be easily moved, helping it adapt to many different uses. Solid-lipped table tops are available in oak veneer, a high-pressure laminate in black or in black Fenix, a heat-and-scratch resistant, high-end surface material.

THE DESIGNER

Konstantin Grcic trained as a cabinet maker before completing his MA in Industrial Design at the Royal College of Art in London. In 1991 he set up his own practice in Munich. Since 2018 the office has established its permanent base in Berlin. Known for pared-down pieces, Grcic is often called a minimalist but he prefers to speak of simplicity.



General Information

IMPORTANT, RETAIN FOR FUTURE REFERENCE: READ CAREFULLY

DESIGN
2019

DESCRIPTION
Table

MATERIALS
Steel, timber, fibreboard, high pressure laminate, oak veneer, lacquer

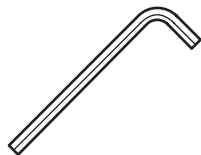
DIMENSIONS
L2400mm × D1000mm × H740mm
L2400mm × D1000mm × H1100mm
L3000mm × D1000mm × H740mm
L3000mm × D1000mm × H1100mm

INSTRUCTIONS OF USE
This table has been tested to Table B.1 Level 2, “General Use”.
Appropriate applications include general hotel spaces, cafés, restaurants, public halls, banks, bars, meeting rooms, churches, or libraries.

INSTRUCTIONS FOR CORRECT INSTALLATION
Always use a minimum of three people when assembling this table.
Always be mindful of the weight of this piece and take the necessary precautions to avoid harm.
Always use a qualified person for the installation.

NOTE!
Damaged parts of the furniture should be exclusively replaced by the manufacturer or a qualified person. E&S declines all responsibility for products that are modified.

REQUIRED FOR INSTALLATION



M8 Allen Key



M6 Allen Key

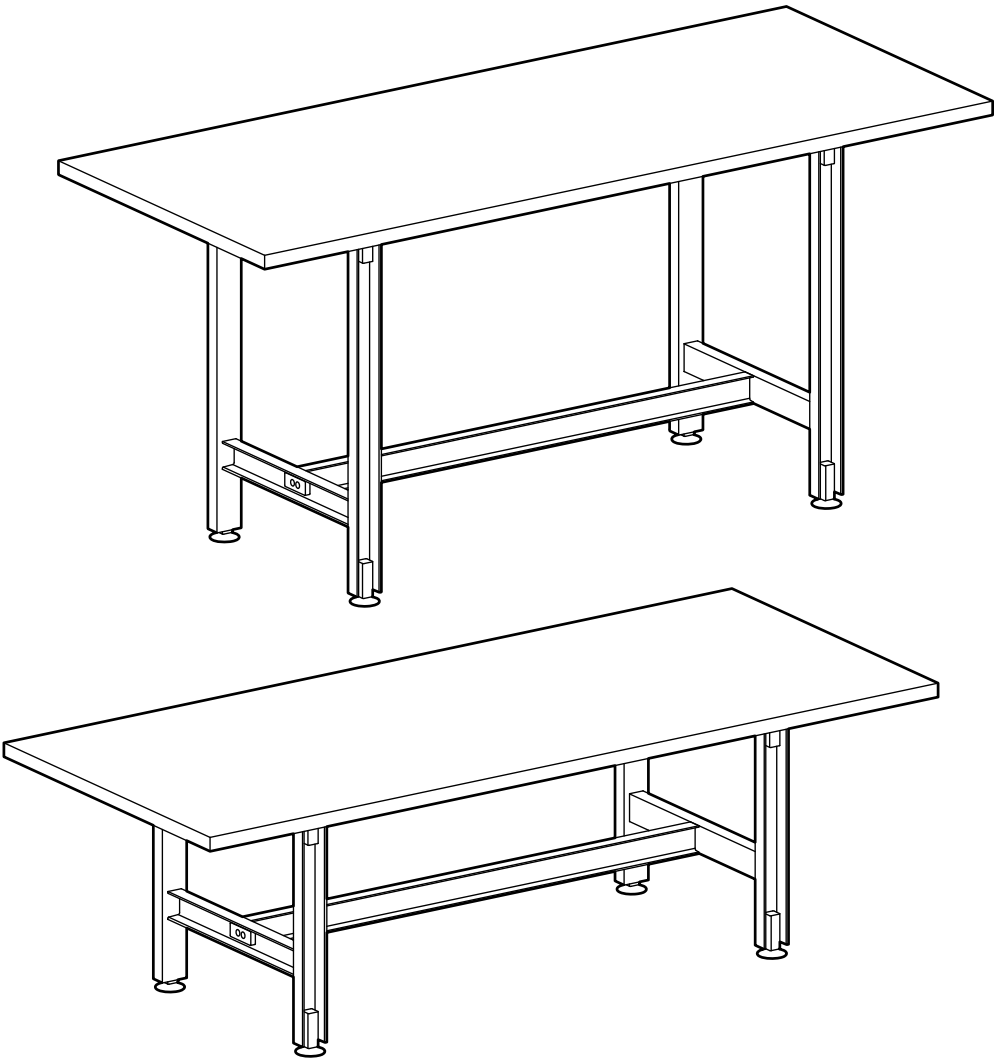


4x M8x16mm

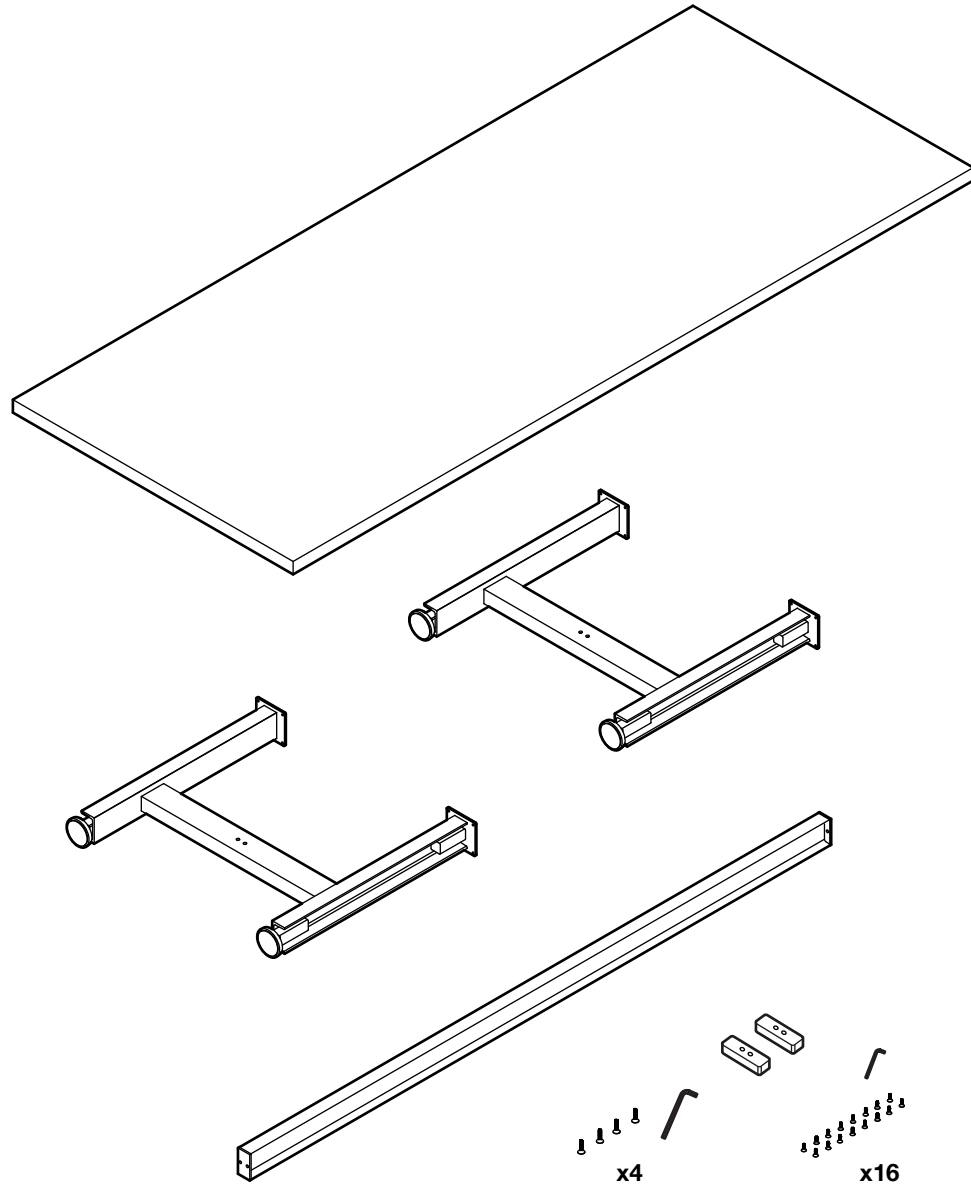


16x M6x16mm

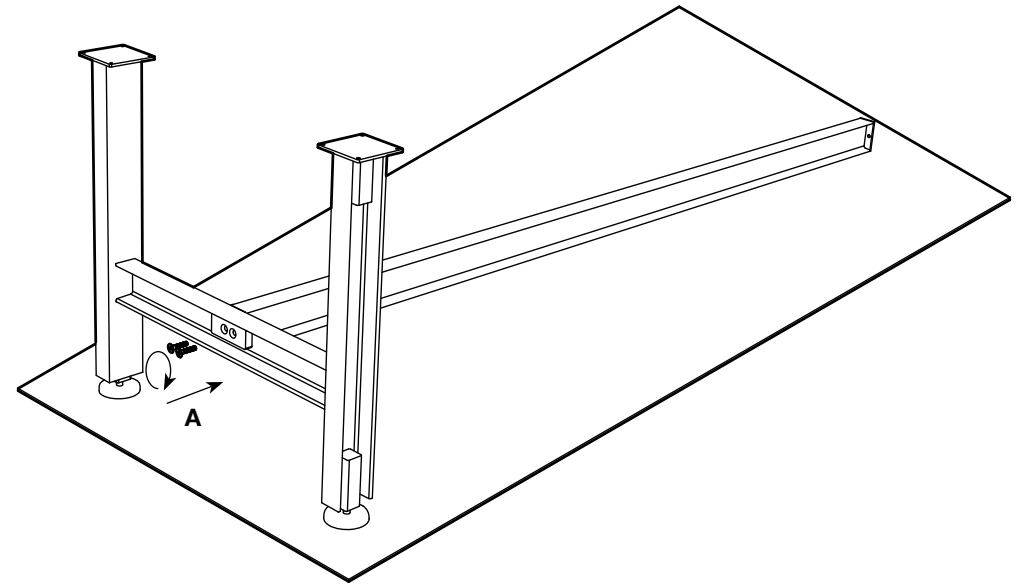
Installation



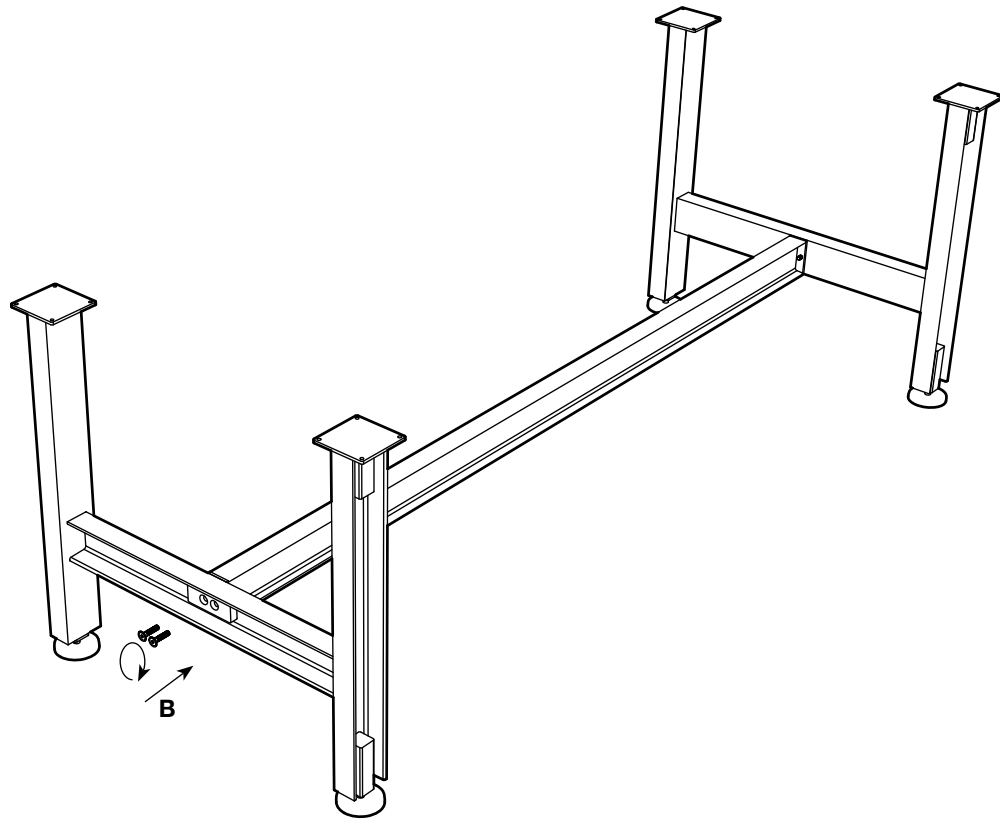
1. Unpack all components and fixings.



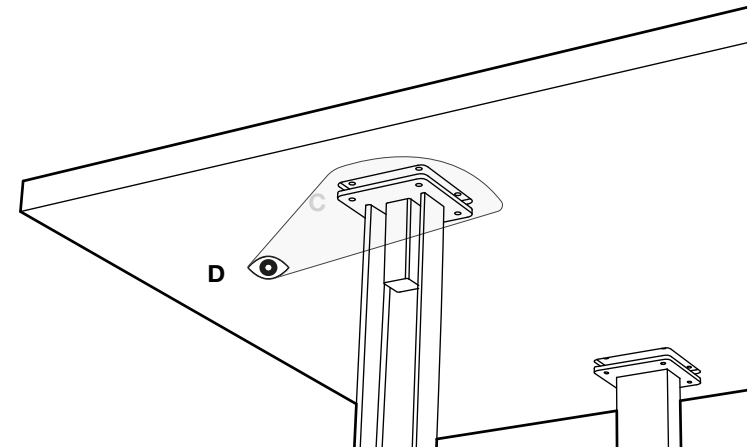
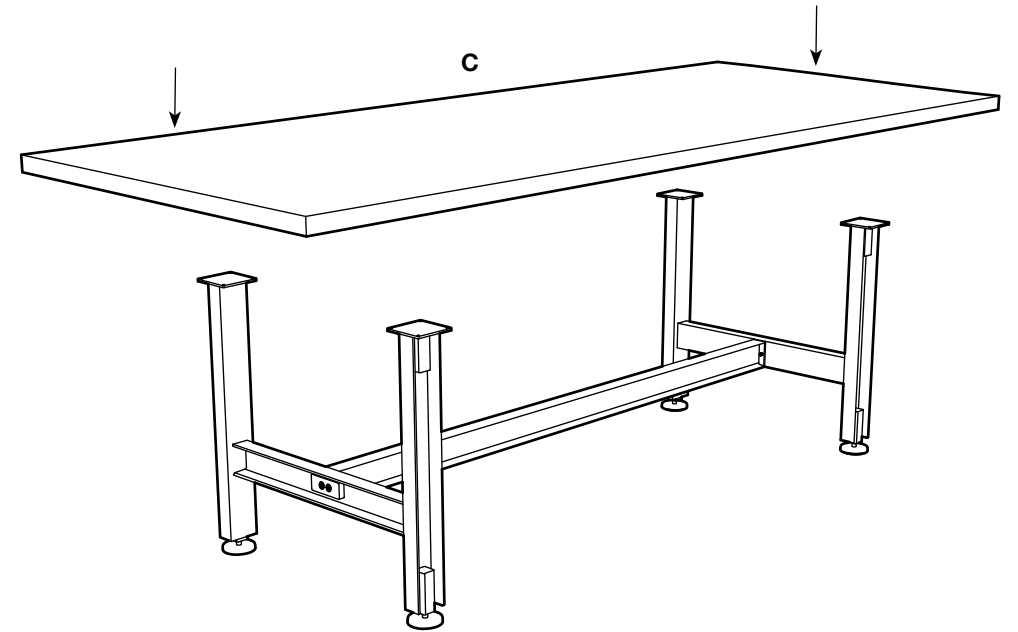
2. On a soft surface such as a rug or a large cardboard, connect one side leg to the central beam using the M8x16mm countersunk Screws (A).



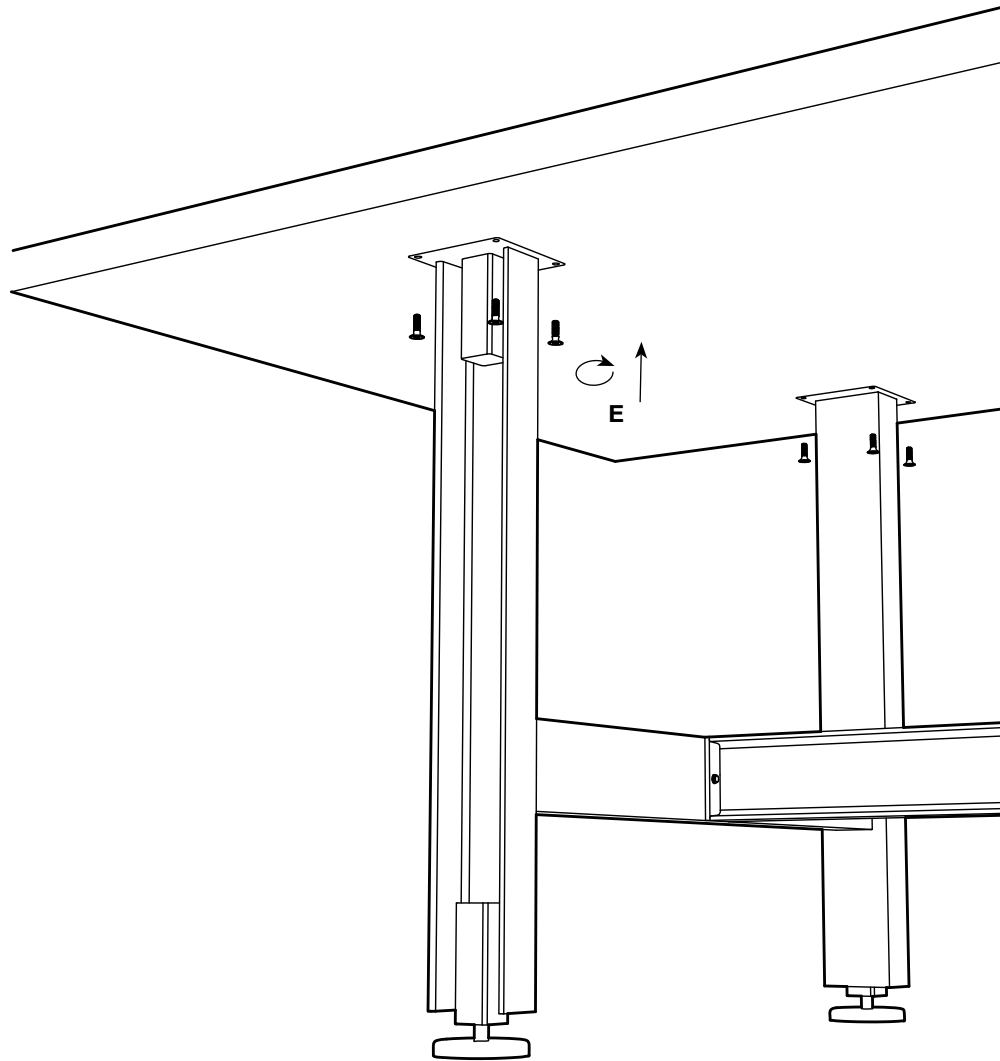
3. Repeat this step on the other side (B).



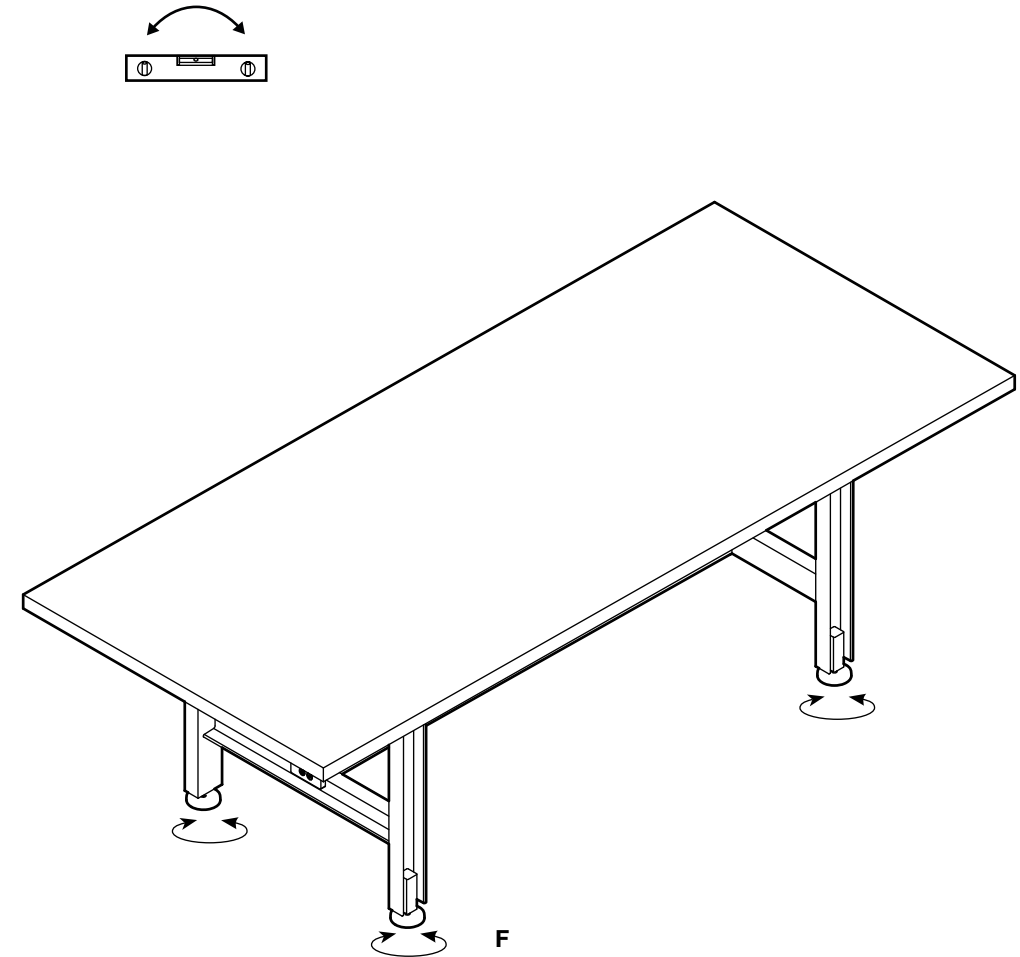
4. Three people are required for this step. Two people should lower the tabletop slowly onto the assembled frame (C), while the third guides the legs to their recessed positions from underneath (D).



-
5. Fix the leg plates on-top the tabletop using M6x16mm screws (E).
Do not over-tighten.
-



-
6. Review the stability of the table, and adjust the feet if necessary (F).
-



Care & Maintenance

CLEANING GUIDELINES

Clean with a soft dry cloth.

Do not use alcohol, polishes, abrasives or any solvents to clean the product, as they may damage the material. This product is for indoor use only.

GENERAL MAINTENANCE

Every six months review the stability of the table and re-tighten any loosened screws.

Never over-tighten screws as this may damage the thread.

Fenix is a self-healing material and minor scratches can be easily repaired.

Contact Established & Sons for further instructions.



About Established & Sons

Established & Sons is a British brand representing all that is innovative in contemporary design. By supporting the best creators of our time, it has built a collection for people who are passionate about design, presenting imaginative products with style and personality.

Designers and artists are afforded the freedom to explore their own language, advancing pioneering ideas that deliver exceptional furniture and lighting collections. Combined with Established & Sons' commitment to skilled craftsmanship and cutting-edge manufacturing techniques, this produces intelligent designs that are at the same time diverse in the extreme and united in their quest for the extraordinary.

The Established & Sons collection includes some of the most important examples of 21st-century design. Many of the pieces have been acquired by international museums, galleries, institutions and private collections.

Follow us on Instagram

