



# Eva

Greater emphasis on user  
experience & comfort

orangebox



## Product Description

Responsible, innovative and beautiful, eva represents the most efficient and effective combination of materials and design thinking we've ever put into a task chair.

Workplace design can play a significant role in improving employee health, happiness and productivity, and can hold the key to attracting and retaining a talented workforce. The workplace is constantly changing, and with fewer dedicated workstations and more shared collaborative workspaces the way we work is evolving from sitting in one chair at a desk all day every day to working across multiple locations in shorter bursts. At the same time, the demographics of the office environment are broader than ever before.

Our latest task chair, eva, upholds our commitment to lead by example in environmentally responsible product design and manufacture, while placing a greater emphasis on user experience and comfort.

In fact, we let the chair make many of the adjustments itself: a self-weighting mechanism intelligently responds to the user's weight, automatically providing the right amount of resistance as they recline in the chair. No adjustment necessary.

The optional travel limiter means the chair can be locked in the upright position, or, for a more personalised set up, be set at three different angles of recline. Refining the chair to just a few controls has allowed us to focus on maximising the range of adjustment it offers, and as a result, eva caters for a larger percentage of user demographic, reducing the need for specialist occupational health chairs.



Top – EVA-HBA, Bottom – EVA-HBA







Product Range

<b>EVA-HB</b> Task chair	<b>EVA-HBA</b> Task armchair	<b>EVA-HBH</b> Task chair with headrest	<b>EVA-HBAH</b> Task armchair with headrest	<b>EVA-HBC</b> Counter height chair
				
H1040 [H41] W690 [W27] D690 [D27] SD460 [SD18] SH420-570 [SH17-22]	H1040 [H41] W690 [W27] D690 [D27] SD460 [SD18] SH420-570 [SH17-22]	H1200 [H47] W690 [W27] D690 [D27] SD460 [SD18] SH420-570 [SH17-22]	H1200 [H47] W690 [W27] D690 [D27] SD460 [SD18] SH420-570 [SH17-22]	H1250 [H49] W690 [W27] D690 [D27] SD460 [SD18] SH660-920 [SH26-36]

**EVA-HBCA**  
Counter height armchair



H1250 [H49] W690 [W27]  
D690 [D27] SD460 [SD18]  
SH660-920 [SH26-36]







## Product Specification

### Standard Product Description

**Castors:** 65mm Hard Black Castor as standard.

**Plastic Trim Colour:** Black or White options available.

**Mesh Colour:** Carbon or Ash options available. (Knitted polyester with integrated lumbar (passes BS EN 1335-1 & BS EN ISO 9241).

**Trim:** Industrial Silver Aluminium Trim. Textured Black or White Aluminium Trim at no additional cost.

**Base:** Industrial Silver Aluminium Trim. Textured Black or White at no additional cost.

**Mechanism:** Standard mechanism. Synchronous weight balancing movement with up to 20° recline.

**Gas Lift:** Gas lift is colour matched to base except on counter height chairs when it is brushed Chrome only, fitted with footring.

**Back Yoke:** Die-cast Aluminium. Aluminium trim (yoke & arm supports) available in Industrial Silver, Black or White.

**Seat:** Injection moulded polypropylene available in Black or White. Integrated seat height & depth controls. 76mm seat depth adjustment.

**Seat Cushion:** Combustion modified high resilient (CMHR) moulded foam. Panelled top-stitched fabric upholstery (twin-needled on leather and vinyl).

**Arms:** Die-cast aluminium & injection moulded nylon arms with soft-touch TPU armpads. 100mm height adjustment & rotating armpads. Soft touch armpads available in Black only.

**Backrest Frame:** Injection moulded nylon available in Black or White.

**Headrest:** Rear headrest colour matched to backrest frame & upholstery fabric matched to the seat.

Please note: Soft touch armpads available in Black only. When specified, the additional lumbar & coat hanger are colour matched to the plastic trim colour. Headrest upholstery is matched to the seat fabric.

### Optional Upcharges

**Castors:** 65mm Soft Black Castors available as an upcharge.

**Glides:** 65mm Black Glides available as an upcharge.

**Trim:** Polished Aluminium Trim available as an upcharge.

**Mechanism:** Travel Limiter (3 position travel limiter & back lock in the upright position).

**Base:** Polished Aluminium Base available as an upcharge.

**Lumbar:** Adjustable Lumbar Support. Height 80mm & Depth 20mm with adjustable with air lumbar pad. Colour matched to plastic trim.

**Coat Hanger:** Available as an upcharge. Colour matched to plastic trim.

**Knock Down Version:** Knock down version available as an upcharge

### Product Certification

#### Intertek Sustainability Clean Air Product Certification

Clean Air certification provides proof that products have been independently tested and found to conform to VOC standards and to the ANSI/ BIFMA Furniture Emissions Standards. All Orangebox products\* have achieved Gold certification, excluding laminate products which achieve a Silver certification.

\*With the exception of Fielding Tables.

#### BS EN 1335 - 1: 2000

Part 1 - Dimensions, determination of dimensions.

Part 2 - Safety requirements.

Part 3 - Test Methods.

#### BS EN ISO 9241-5:1990

Ergonomic requirements of office work with visual display terminals (VDT's) Workstation layout and postural requirements.

#### BS 5459 - 2 : 2000

Specification for Performance Requirements and Tests for Office Furniture.

#### ANSI / BIFMA X5.1 - 2002

American National Standard for Office Furniture.

#### BIFMA G1 - 2002

Ergonomics Guideline for Visual Display Terminal Furniture used in Office Spaces.







## Operating Instructions



### Seat Height

When sat in the chair, pull the right hand control lever up and either press your weight down or slightly lift up from the seat to adjust the height. Release the control to lock the seat at the desired height.

To help keep your pelvis upright and your spine aligned in a natural 'S' shape, thigh to torso angle should be 90° or slightly more.



### Seat Depth

When sat in the chair, pull the left hand control lever up and slide the seat forwards or backwards into the desired position. Release the control to lock the seat at the required depth.

To ensure adequate thigh support without obstructing leg movement, up to three fingers gap should be left between the front of the seat and the back of your knees.



### Armrest Height

The button to adjust the armrest height can be found midway down the arm support.

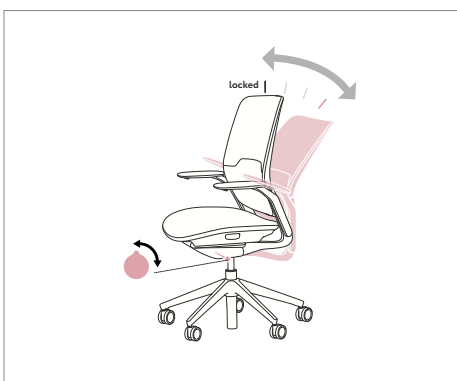
To adjust the armrests, reach down and take hold of the arms whilst pressing the button and slide the arms up or down to the desired height. Release the button to lock the arms in position.



### Armpad Rotation

The armpads can be rotated inwards 20° or fully outwards until they are out of the way: simply locate the control under the front of the armpad and pull it forward, while at the same time rotating the armpad to the desired position. For safety, the armpads will automatically lock when returned to the forward position.

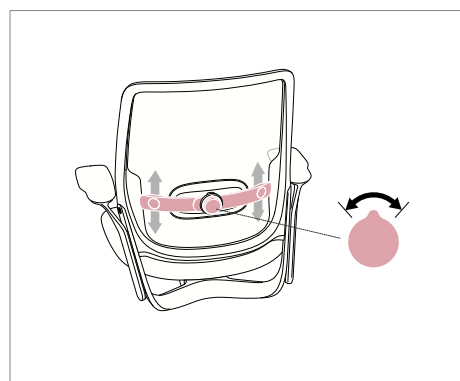
This feature allows you to draw the armrests in to reflect the natural inward angle of your forearms when typing, or alternatively to park the armrests out of the way if space at the workstation is restrictive.



### Travel Limiter (Optional)

When sat in the chair, rotate the polished control stalk on the left-hand side fully upright to lock the chair in the upright position. Rotate the control stalk backwards through three 'click' positions to adjust the chair's recline movement to one of three limited angles.

Keeping the chair unlocked most of the time will allow you to make full use of the chair movement, improving blood circulation.



### Adjustable Lumbar (Optional)

Reach around the back of the chair and grip the lumbar strap: slide up or down to adjust the height.

Rotate the central dial to fine-tune the depth.

To help maintain the natural 'S' shape of the spine, the lumbar pad should support the small of your back.



Product Finishes

Plastic Trim (Back Frame & Seat)



Black



White

Mesh




Carbon



Ash

Aluminium Trim (Yoke & Arm Supports)



Industrial Silver



Textured Black




White Aluminium



Polished Aluminium

Base



Industrial Silver



Textured Black



White Aluminium



Polished Aluminium