



Product pictured is not the exact style of the product studied in this document

Migration SE Pro®

Product Environmental Profile is an environmental declaration according to the objectives of ISO 14021. Precise, accurate, verifiable and relevant information on sustainability attributes of Migration SE Pro®.

Migration SE Pro® is Steelcase's next generation height adjustable desking platform. High performance and a wide selection of structural and technical components set a new standard in flexible dynamic planning. Its curated selection of finishes will contribute to a unique, tailored expression in the workplace.

The model chosen for analysis from the Migration SE Pro® is reference # MGDEWSRQ & MGBDSFLRQB from the Migration SE Pro® range.

Environmental Overview

Final Assembly Location

Final assembly of Migration SE Pro® is in DongGuan, China for Asia Pacific markets.

Life Cycle Performance ▾

Steelcase considers each phase of the life cycle: from materials extraction, production, transport, use and reuse, through the end of its life.

Materials ▾

Materials Composition

A break down of the basic materials in Migration SE Pro®.

Materials Chemistry

Steelcase's materials chemistry practice aims to design products with materials that support human and environmental health, throughout all phases of the life cycle.

Recycled Materials and Recyclability

Migration SE Pro® contains 56% recycled materials, by weight (56% pre-consumer).

At the end of its useful life, Migration SE Pro® is 62% effectively recyclable by weight.

Certifications and Labels ▾

The environmental and social performance of Migration SE Pro® is communicated through the following voluntary labels/certifications:

- SCS Indoor Advantage™ Gold

Other targeted labels and certificates:

- AFRDI Green Tick

LEED Contribution ▾

Migration SE Pro® may contribute in the following areas:

- Recycled content
- Materials reuse
- Regional materials
- Low-emitting materials
- Interiors life-cycle impact reduction
- Design for flexibility
- Daylight and views
- Planning
- Environmentally Preferable finishes and furnishings
- Social equity in the supply chain

Life Cycle Performance

Steelcase considers each phase of the life cycle: from materials extraction, production, transport, use and reuse, through the end of its life.

Materials

This phase includes raw materials extraction and transformation into material ready to be used.

- **Migration SE Pro® contains 56% recycled materials**, by weight (56% pre-consumer).
- Is made with wood sourced from **responsibly managed forests**.
- Product comes standard with **PVC-free edge banding**.
- **Materials** used in the manufacturing and assembly of our products **are not specified to contain nanomaterials**.

Production

This phase comprises all production and assembly processes taking place at Steelcase or at their suppliers and sub-suppliers.

- The plant in DongGuan, China is ISO14001 certified.
- Final assembly of Migration SE Pro® is in DongGuan, China for Steelcase for the Asia Pacific markets.

Transport

This phase includes downstream transports.

- Flat / Optimized packaging.
- **Bulk packaging** used for this product, wherever possible, to optimize volume in shipping.

Use

During the use phase of the product - the longest phase of the life cycle - no significant environmental impacts occur.

- **Product meets ANSI/BIFMA Standards 7.6.1, 7.6.2 and 7.6.3** for low- VOC emissions to indoor air quality - SCS Indoor Advantage™ Gold.
- **Designed for a long product life**, with replaceable parts that are easy to change.

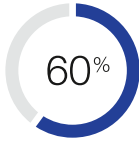
End of Use

Any product can become a resource itself, or be responsibly disposed of in different ways.

- **Designed to enable responsible end of use strategies** - re-selling, refurbishing, charitable donation or recycling.
- **62% effectively recyclable by weight**, according to the current waste disposal schemes.
- **Designed for quick and easy disassembly of materials** - with no permanent assembly.
- **Primary plastic parts clearly labelled for easy sorting and effective recycling**, according to ISO 11469.

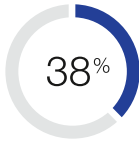
Materials

Migration SE Pro® materials composition is listed below*.



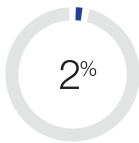
METALS

	kg	lb	%
Steel	69.6	153.5	59
Aluminum	0.6	1.3	0.5



WOOD BASED MATERIALS

	kg	lb	%
Particle board	43.5	95.9	36.9
Laminate	1.5	3.3	1.3



PLASTICS

	kg	lb	%
Acrylonitrile butadiene styrene (ABS)	0.2	0.4	0.2
Other Plastics	2.5	5.5	2.1

TOTAL WEIGHT **117.9** **260**

*The list of materials does not contain all materials used in the product (adhesives, coatings, residuals, etc.).

Materials Chemistry

Steelcase's goal in its materials chemistry practice is to design products with materials that are ecologically sound, and that mitigate the risk to human and environmental health, throughout all phases of the life cycle.

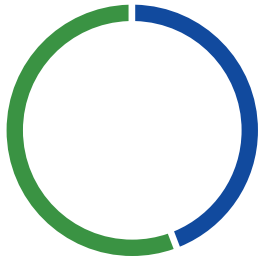
Steelcase is working with our supply chain to inventory and assess materials in this product down to 0.01% (or 100 ppm) in each homogeneous material with the intent to eliminate chemicals of concern and optimize with healthier materials of equal or greater functionality.

Steelcase intends to refrain purchasing products, components, or materials containing any "Democratic Republic of the Congo (DRC) Conflict Minerals" (coltan (from which tantalum is derived), cassiterite (tin), gold, wolframite (tungsten), or their derivatives), and any other minerals or derivatives which the U.S. Secretary of State determines to be financing conflict in the DRC or an adjoining country.

Recycled Materials and Recyclability

Recycled materials are determined by weight and defined in accordance with the ISO 14021. They may include pre- and post-consumer materials:

- Pre-consumer materials (or post-industrial recycled materials) are materials diverted from the waste stream during a manufacturing process. Excluded is reutilization of materials such as rework, regrind or scrap generated in a process and capable of being reclaimed within the same process that generated it.
- Post-consumer materials are materials generated by households or by commercial, industrial and institutional facilities in their role as end-users of the final product, which can no longer be used for its intended purpose. This includes returns of material from the distribution chain.



MIGRATION SE PRO®

	kg	lb	%
Pre-consumer recycled content	65.9	145.3	56
Post-consumer recycled content	0	0	0
Total recycled content	65.9	145.3	56

- Pre-consumer - Recycled content
- Virgin material

*Calculations of recycled materials are based on data provided by professional organizations, suppliers and other available information. Recycled content figures are based off of product weight only, and exclude packaging for evaluation to LEED contribution and other purposes. This data may include industry averages, ranges or other broadly based information. Steelcase makes conservative assumptions when compiling this information to provide the most accurate recycled content calculations possible but variability in market conditions or manufacturing processes may result in higher or lower content. This document will be reviewed and updated periodically and is subject to change without notice.

Recyclability

Steelcase considers a material recyclable if it can be effectively collected, sorted, processed, and converted into raw materials to be used in the production of new products. *Recyclability calculation does not include packaging.



62%

According to the available waste management infrastructures, we estimate that 62% is effectively recyclable.

*Excludes packaging. To be compliant with applicable regulations, Steelcase calculations are based on the materials having physical properties that allow recycling, our evaluation of the ability to disassemble the products and the actual availability of recycling services in the markets where the products are sold.

Certificates

To show continuous improvements, Steelcase communicates the environmental and social performance of its products through voluntary labels and declarations.

ON THE PRODUCTS

SCS Indoor Advantage™ Gold

This product is SCS Indoor Advantage™ Gold, certified according to the indoor air quality emissions requirements defined by the ANSI/BIFMA M7.1- 2011.

AFRDI Green Tick

Migration SE Pro® is targeted for Furntech-AFRDI Green Tick certification to AFRDI Standard 150:2012(Mar) – Sustainability Standard: Commercial Furniture.

ON THE PLANTS

ISO 14001

The plant in DongGuan, China is ISO (International Organization for Standardization) 14001 - Environmental management system certified.

¹ Indoor Advantage™ and Indoor Advantage™ Gold are trademarks of Scientific Certification Systems

LEED V3 – 2009

LEED, or Leadership in Energy & Environmental Design, is a green building certification program that recognizes best-in-class building strategies and practices. Migration SE Pro® may contribute to a project's pursuit of LEED certification across the three rating systems:

- LEED-ID+C - Interior Design & Construction 2009 (formerly LEED-CI)
- LEED-BD+C - Building Design & Construction 2009 (formerly LEED-NC, LEED-Core & Shell & LEED-Schools)
- LEED-O+M - Operations & Maintenance (formerly LEED-EB)

CREDITS	RATING SYSTEM			POTENTIAL CONTRIBUTION*
	ID+C	BD+C	O+M	
Materials & Resources				
Recycled content	MRc4	MRc4 Healthcare: MRc5 Option 3	MRc2.2: Sustainable purchasing- Furniture	Migration SE Pro® contributes to the project recycled content criteria: post-consumer (0%) + ½ pre-consumer (56%) = 28%.
Materials reuse	MRc3.2	Healthcare: MRc5 Option 3		If chosen for reuse, this product can contribute to the 30% valuation of the furniture & furnishings budget
Regional materials	MRc5	Healthcare: MRc5 Option 3		Migration SE Pro® is assembled in DongGuan, China for APAC orders. Projects <500 miles from this location qualify.
Indoor Environmental Quality				
Low emitting materials	EQc4.5	Healthcare: MRc5 Option 2	N/A	Migration SE Pro® is SCS Indoor Advantage™ Gold (depending on options) certified for indoor air quality in Asia Pacific.
Daylight and views	EQc8.1 & 8.2	EQc8.1 & 8.2*	EQc2.4	Steelcase offers a range of products and application thought starters to assist customers in achieving these credits.

*For Potential Contribution: These are the probable contributions; exact contributions will be dependent on the LEED rating system and the specific product.

**For LEED BD+C: New Construction, these standards do not currently apply to furniture in the IEQ credit; however, the USGBC has allowed equivalent credit for furniture / furnishings when submitted as an Innovation in Design credit.

LEED V4

LEED is a rating system that drives integrated design thinking as it relates to various aspects of green buildings. Migration SE Pro® can contribute to a project's pursuit of LEED Certification across the three rating systems:

- LEED-ID+C - Interior Design & Construction
- LEED-BD+C - Building Design & Construction
- LEED-O+M - Operations & Maintenance

CREDITS	RATING SYSTEM			POTENTIAL CONTRIBUTION*
	ID+C	BD+C	O+M	
Materials & Resources				
Interiors life-cycle impact reduction	Option 2: Furniture Reuse	N/A	Purchasing - facility maintenance and renovation	Steelcase products are designed to be long lasting and durable-- often making reuse a feasible option, depending on project needs and desirability.
Interiors life-cycle impact reduction	Option 3: Design for flexibility	N/A		If chosen for reuse, this product can contribute to the 30% valuation of the furniture & furnishings budget.
Building product disclosure and optimization - sourcing of raw materials	Option 2: Leadership extraction practices	Option 2: Leadership extraction practices Healthcare - Medical furniture & furnishings Option 3: Multi-attribute assessment		Option 2: furniture
Indoor Environmental Quality				
Low emitting materials	Option 1: Product Category Calculations or Option 2: Budget Calculation Method	Required Option 1: Product Category Calculations or Option 2: Budget Calculation Method Furniture and medical furnishings Option 2: testing and modeling of chemical content	Purchasing - facility maintenance and renovation Option 2: Furniture	Migration SE Pro® is SCS Indoor Advantage™ Gold certified for indoor air quality in North America.

*For Potential Contribution: These are the probable contributions; exact contributions will be dependent on the LEED rating system and the specific product.

Other Potential LEED V4 Contributions

CREDITS	RATING SYSTEM			POTENTIAL CONTRIBUTION*
	ID+C	BD+C	O+M	
Materials & Resources				
Construction & Demolition Waste Planning & Management	Required	Required	N/A	Steelcase uses several innovative packaging initiatives to minimize our waste impact (see transport section). These efforts may help to contribute, in part, towards achieving this prerequisite or credit.

*For Potential Contribution: These are the probable contributions; exact contributions will be dependent on the LEED rating system and the specific product

Refer to www.usgbc.org for LEED Program details.

Steelcase sustainability related actions and results are communicated annually in the [Corporate Sustainability Report](#). >



Visit Steelcase.com

 facebook.com/Steelcase
 twitter.com/Steelcase
 youtube.com/SteelcaseTV

06/2020 © 2014 Steelcase Inc. All rights reserved. All specifications subject to change without notice. Trademarks used herein are the property of Steelcase Inc. or of their respective owners.