



Border

A low & high liner
upholstered bench

orangebox



Product Description

As its name suggests, Border provides a neat way of dividing up spaces. Its simplicity and precise modularity has ensured its continuous success in diverse spaces in both café areas and within varied open-plan spaces.

The liner design combines an upholstered bench and a worktable at both work and café height, allowing the unit to be combined with complementary Smartworking and Network Landscape chairs and stools. The table structure at both heights has an integrated power/module, enabling it to become an effective additional work area.



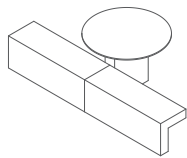
Top – BORDER-02, **Bottom** – BORDER-05



Product Range

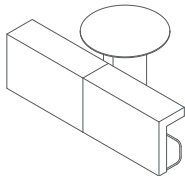
Localised Product Offer

Low seat double unit
Ø800mm table



H760 [H30]
W2400 [W94] D1065 [D42]
SH445 [SH18] SD400 [SD16]
TH750 [TH30]

High seat double unit
Ø800mm table



H1070 [H42]
W2400 [W94] D1065 [D42]
SH755 [SH30] SD400 [SD16]
TH1060 [TH42]



Product Specification

Standard Product Description

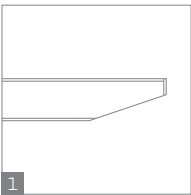
Edge Detail: Ø800mm top with chamfer edge as standard.
Foot Rail: Tubular Steel.

Optional Upcharges

Upholstery: Two Tone Upholstery available
Power: Power options available.

Table Finishes

Edge Details

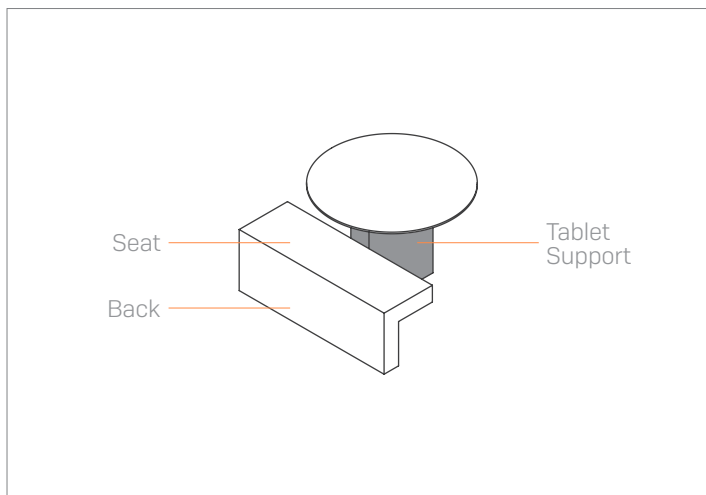


1. 25mm Chamfered Edge

Fabric Selection

Two Tone Upholstery

Seat and back must be selected from the same fabric range, but can be different colours. Tablet support can be from a different fabric range.




Product Finishes

Foot Rail



Table Top Finishes:

Steelcase Standard Laminate Finishes




Arctic White



Acacia



Merle



Graphite Walnut