


Collaborative Worktools Specification Guide

Volume 1 | EMEA

When people work together,
innovation happens.



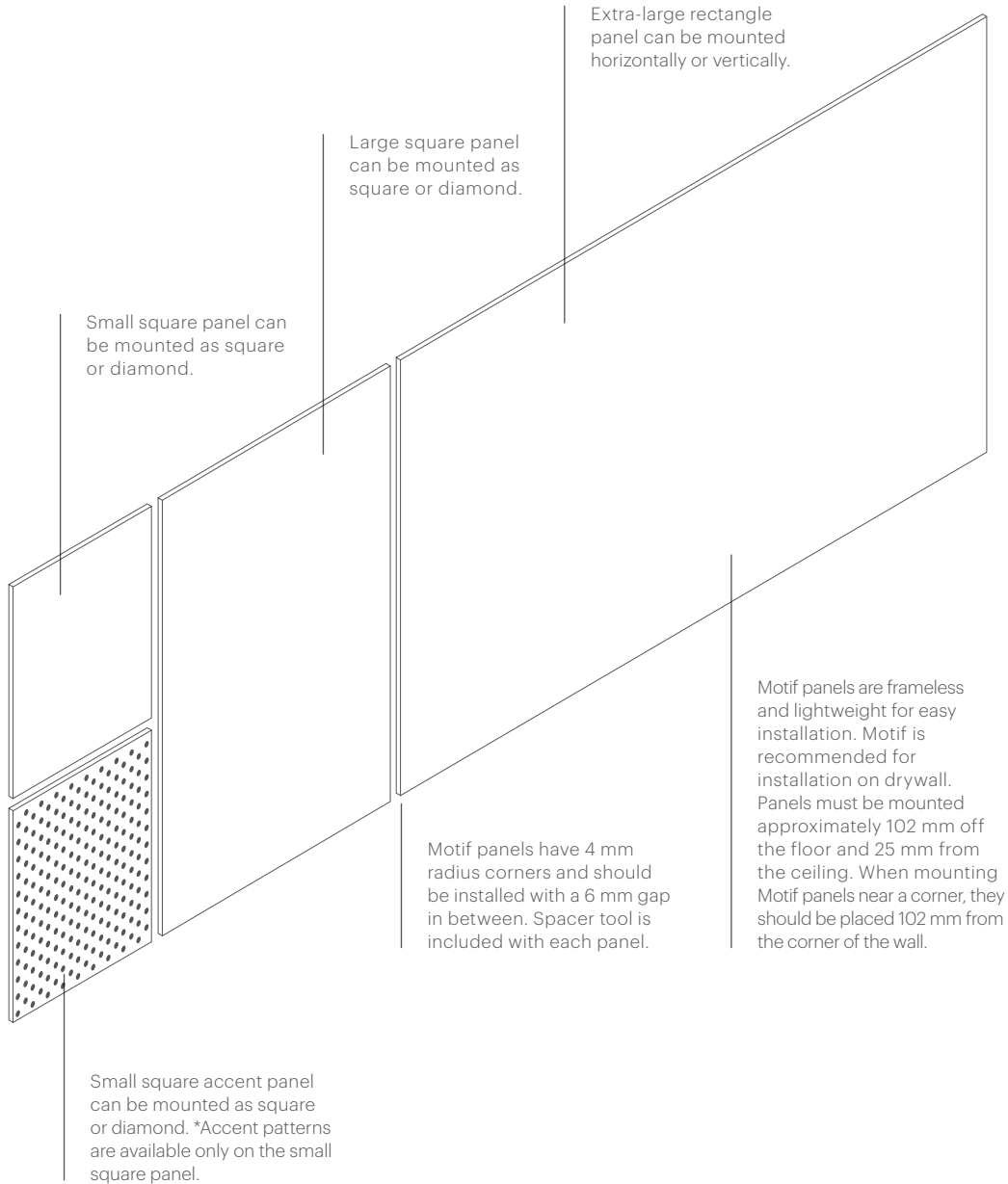
| | |
|-----------|--|
| 4 | a ³ ™ CeramicSteel Motif™ |
| 8 | a ³ ™ CeramicSteel Sans™ |
| 12 | a ³ ™ CeramicSteel Serif™ |
| 16 | a ³ ™ CeramicSteel Flow™ |
| 20 | a ³ ™ CeramicSteel Workwall |
| 24 | Accessories |
| 26 | Warranty |
| 27 | Cleaning Instructions |
| 27 | PolyVision Studio |
| 28 | Contact Information |



a³ CeramicSteel Motif

Motif is a high-performance collaborative panel that can be configured in countless ways to turn unused wall space into places where teams express and share ideas together. Flexible placement encourages spontaneous inspiration while a superior a³ CeramicSteel writable worksurface helps teams effectively capture ideas.

Collaborative Worktools Specification Guide



Specifications

| Accessories | Product Color | Description |
|--------------------|---|---|
| Black Marker | Arctic White 2 CS, Seagull CS and Platinum Solid CS | Motif panels do not ship with a tray or eraser. |
| Orange Neon Marker | Sterling Dark Solid CS and Merle CS | Motif panels do not ship with a tray or eraser. |
| No Marker | Accent Panels | Motif panels do not ship with a tray or eraser. |

*Motif ships complete with the a³ CeramicSteel panels, one dry erase marker, attachment hardware and installation instructions.

| Dimensions | Small Square | Large Square | Extra-Large Rectangle* | Small Square Accent |
|-------------------------|------------------|---------------------|------------------------|---------------------|
| Single Panel Height | 572 mm / 22.5" | 1150 mm / 45.25" | 1150 mm / 45.25" | 572 mm / 22.5" |
| Single Panel Width | 572 mm / 22.5" | 1150 mm / 45.25" | 2306 mm / 90.75" | 572 mm / 22.5" |
| Depth | 4 mm / 0.157" | 4 mm / 0.157" | 4 mm / 0.157" | 4 mm / 0.157" |
| Depth from Wall to Face | 32.68 mm / 1.31" | 32.68 mm / 1.31" | 32.68 mm / 1.31" | 32.68 mm / 1.31" |
| Weight (kgs) | 2.62 kg / 5.7 lb | 10.58 kg / 23.32 lb | 21.22 kg / 46.78 lb | 2.62 kg / 5.7 lb |

* Rotate height and width depending on vertical or horizontal installation.

| Neutral Options | | Finish | Steelcase Finish Code | Approximate RAL Color | Approximate Pantone® Color |
|------------------------|--|--------|-----------------------|-----------------------|----------------------------|
| Arctic White 2 CS | | Gloss | 7671 | 9003 | 11-4800 TPG Blanc de Blanc |
| Seagull CS | | Gloss | 7672 | 7035 | 12-4302 TPG Vaporious Gray |
| Merle CS | | Gloss | 7673 | 7043 | 17-4402 TPG Neutral Gray |
| Platinum Solid CS | | Gloss | 7674 | 7042 | 18-0503 TPG Gargoyle |
| Sterling Dark Solid CS | | Gloss | 7675 | 7012 | 18-0201 TPG Castlerock |

| Accent Pattern Options (Digitally printed on Arctic White 2 CS) | | Finish | Steelcase Finish Code |
|---|--|--------|-----------------------|
| Saffron Pattern CS | | Gloss | 7665 |
| Platinum Pattern CS | | Gloss | 7666 |
| Wasabi Pattern CS | | Gloss | 7667 |
| Lagoon Pattern CS | | Gloss | 7668 |
| Honey Pattern CS | | Gloss | 7669 |
| Surface Imaging* | | Gloss | - |

*Custom surface imaging available on small square and large square panels.

a³ CeramicSteel Motif



a³ CeramicSteel Motif

How to Order

Choose your Motif board by specifying:


- 1. Style number
- 2. Panel size
- 3. Color

Panel placement is supported by installation templates that can be mounted side by side or individually spaced out. Refer to planning ideas for support.

Product Planning Ideas

Create customized configurations using Motif’s three standard-sized panels. Below represents a variety of configurations to get your idea started.

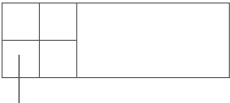
Motif: Vertical Wall



3 Extra-Large Rectangle
4 Small Square (accent or neutral)

Motif: Organize and Strategize

Extra-Large and Large square panels can be interchangeable depending on available wall space.

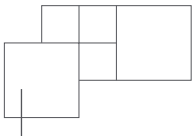


4 Small Square (accent or neutral)
1 Extra-Large Rectangle

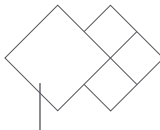


4 Small Square (accent or neutral)
1 Large Square

Motif: Inspire



3 Small Square (accent or neutral)
2 Large Square



3 Small Square (accent or neutral)
in diamond orientation
1 Large Square in diamond orientation

Standard Material Numbers

| Neutral Panel Size | Neutral Options | | | | |
|---|-------------------|------------|-------------------|------------------------|----------|
| Motif | Arctic White 2 CS | Seagull CS | Platinum Solid CS | Sterling Dark Solid CS | Merle CS |
| Small Square (572 mm x 572 mm) | 407705 | 407706 | 407707 | 407708 | 407709 |
| Large Square (1150 mm x 1150 mm) | 407715 | 407716 | 407717 | 407718 | 407719 |
| Extra-Large Rectangle (2306 mm x 1150 mm) | 407720 | 407721 | 407722 | 407723 | 407724 |

| Accent Pattern Panel Size | Accent Pattern Options | | | | |
|---------------------------------------|------------------------|------------------|-------------------|--------------------|-------------------|
| Motif | Platinum Pattern CS | Honey Pattern CS | Lagoon Pattern CS | Saffron Pattern CS | Wasabi Pattern CS |
| Small Square Accent (572 mm x 572 mm) | 407710 | 407711 | 407712 | 407713 | 407714 |

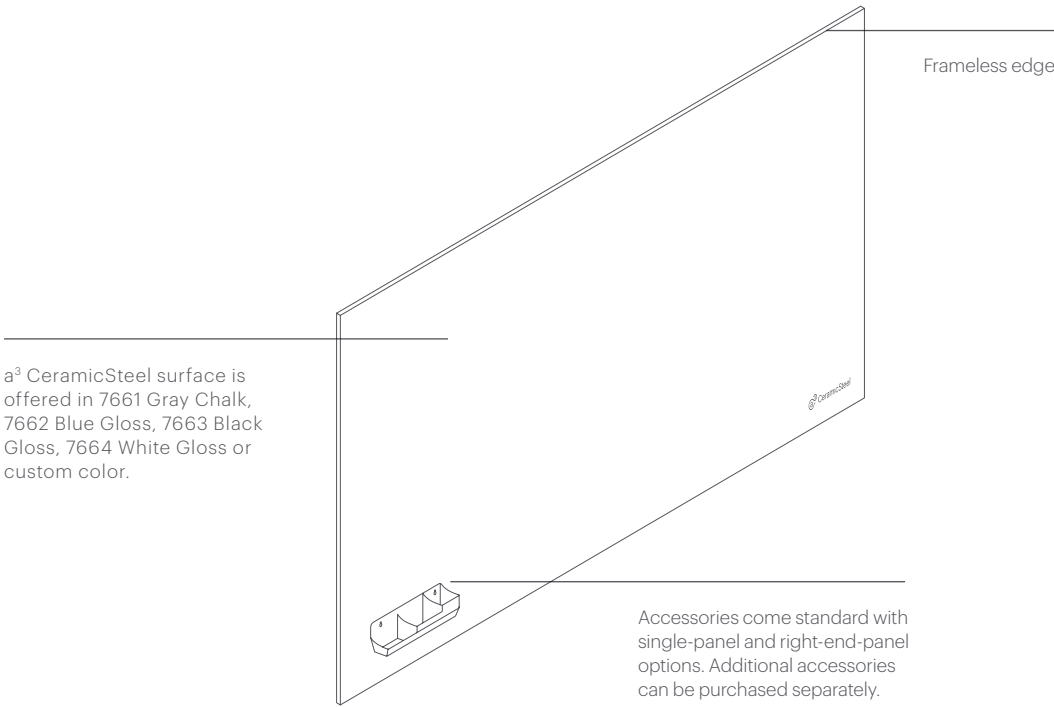
| Surface Imaging Panel Size | |
|---------------------------------------|-----------------|
| Motif | Surface Imaging |
| Small Square Accent (572 mm x 572 mm) | 407773 |
| Large Square (1150 mm x 1150 mm) | 407774 |



a³ CeramicSteel Sans

Sleek, slim and frameless, a³ CeramicSteel Sans can support collaboration and add distinction to a wide range of workspaces. This frameless writing board comes in either horizontal or vertical orientation and features a smooth, inert surface and streamlined edges, sealed for durability and a clean aesthetic. Simple to install with no exposed fasteners, Sans offers a smooth finish in any workplace environment.

Collaborative Worktools Specification Guide



Specifications

| Accessories | Product Code | Description |
|----------------------|--------------|--|
| Collaborative Tray | 510356 | Magnetic supplies organizer — branded PolyVision |
| Expo Neon Marker Set | 510042 | Expo Neon dry erase markers, pack of 5 (included with black gloss finish) Marker colors: Pink, blue, yellow, orange, green |
| V-Board Marker Set | 510425 | Set of 4 V-Board dry erase markers with round-point tip, refillable (included with white and blue gloss finishes) Marker colors: Black, red, blue, green |
| Markerboard Eraser | 510271 | U Brands white-top magnetic eraser for dry erase with felt pad |
| Chalkboard Eraser | 510270 | U Brands wood-top magnetic eraser for chalk with felt pad |
| Colored Chalk Sticks | 508922 | Colored chalk sticks, box of 12 pieces (included with chalk finish) |
| White Chalk Sticks | 510272 | White chalk sticks, box of 12 pieces (included with chalk finish) |

Specifications Continued

| Dimensions | Sans (1220 mm) | Sans (1830 mm)* | Sans (2420 mm)* |
|-------------------------|----------------|-----------------|-----------------|
| Overall Height | 1185 mm / 47" | 1185 mm / 47" | 1185 mm / 47" |
| Overall Width | 1220 mm / 48" | 1830 mm / 72" | 2420 mm / 95" |
| Depth | 13 mm / 0.51" | 13 mm / 0.51" | 13 mm / 0.51" |
| Depth from Wall to Face | 27 mm / 1.06" | 27 mm / 1.06" | 27 mm / 1.06" |
| Weight | 25 kg / 55 lb | 37 kg / 82 lb | 44 kg / 97 lb |

* Rotate height and width depending on vertical or horizontal installation.

| Panel Color | | Finish | Steelcase Finish Code | Approximate RAL Color | Approximate Pantone® Color |
|-----------------|--|--------|-----------------------|-----------------------|----------------------------|
| White | | Gloss | 7664 | 9003 | Cool Gray 1 C |
| Gray | | Chalk | 7661 | 7047 | Black 7 C |
| Blue | | Gloss | 7662 | 5015 | 2150 C |
| Black | | Gloss | 7663 | 8022 | Neutral Black C |
| Surface Imaging | | Gloss | – | – | – |

a³ CeramicSteel Sans

Standard Edge Accent Colors Available on White Gloss Panels

| | | | |
|------------------|-------------|--------------------|---------------|
| Plum PV07 | Papaya PV02 | Wasabi 4AQ8 | Azure PV05 |
| Fig 4AZ6 | Mango PV03 | Ivy PV04 | Baltic 4AV4 |
| Merlot 4CZ4 | Citron 4AX1 | Jungle 4CZ3 | Black 0835 |
| Saffron 4CZ7 | Honey 4CZ5 | Light Peacock 4CZ8 | Truffle PV06 |
| Chili 4AY2 | Flash 4AX0 | Peacock 4CZ2 | Platinum 7190 |
| Pomegranate PV01 | | Lagoon 4CZ6 | White 7664 |



a³ CeramicSteel Sans

How to Order

Choose your Sans board by specifying:

- 1. Size
- 2. Panel position
- 3. Color needed

Panel position should be considered when mounting multiple panels side by side. Refer to suggested planning ideas below. To continue product expansion, insert additional intermediate panels between left-end and right-end panels.

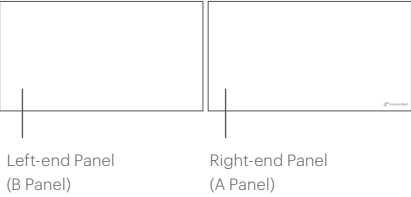
Sans panels are available with colored edges or standard graphic options. Color and/or graphic print number desired should be noted on order along with part number. Accented edges are not recommended for panels placed in side-by-side configurations.

Product Planning Ideas

Sans: Single



Sans: Side-by-Side



Sans: 3-Board Combination



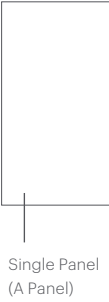
*Logo not drawn to scale

Sans can be mounted horizontally or vertically. It is important to note that these are not splined together. Panels are mounted side by side, non-progressively. Adjacent panel configurations are recommended to have a 12.7 mm or 0.5" gap.

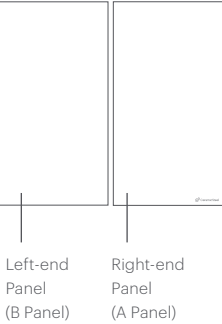
Single and right-end panels include logo and included accessories.

- 1. **Accessories with gloss panels:** Set of 4 markers, magnetic eraser, collaborative tray
- 2. **Accessories with chalk panels:** White and colored chalk sticks, magnetic eraser, collaborative tray

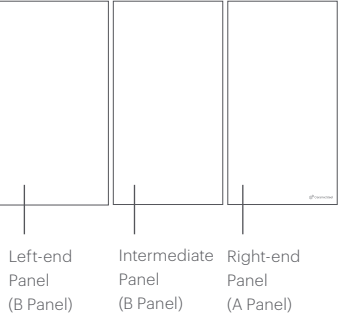
Sans: Single



Sans: Side-by-Side



Sans: 3-Board Combination



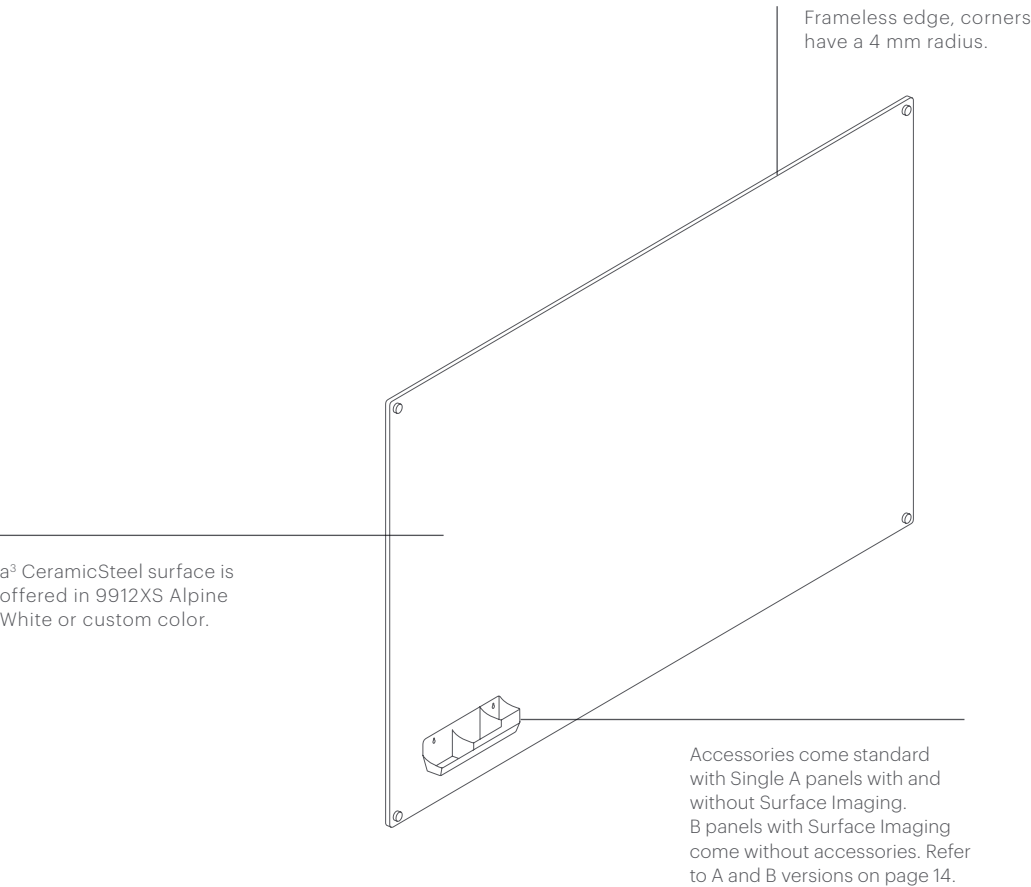
Standard Material Numbers

| Panel Position | Panel Surface Options | | | | | | |
|------------------------------|-----------------------|-------------|------------|------------|---------------------------------------|-------------------------------------|---|
| Sans 1220 | White Gloss | Black Gloss | Blue Gloss | Gray Chalk | Surface Imaging (White Gloss Only) | Accented Edge (White Gloss Only) | Accented Edge (with Surface Imaging) |
| Single Panel (A Panel) | 406988 | 406985 | 406986 | 406987 | 407154 | 407693 | 407699 |
| Right-end Panel (A Panel) | 406988 | 406985 | 406986 | 406987 | 407154 | – | – |
| Intermediate Panel (B Panel) | 407028 | 407025 | 407026 | 407027 | 407169 | 407694 | 407700 |
| Left-end Panel (B Panel) | 407028 | 407025 | 407026 | 407027 | 407169 | – | – |
| Sans 1830 | White Gloss | Black Gloss | Blue Gloss | Gray Chalk | Surface Imaging (White Gloss Only) | Accented Edge (White Gloss Only) | Accented Edge (with Surface Imaging) |
| Single Panel (A Panel) | 406992 | 406989 | 406990 | 406991 | 407155 | 407695 | 407701 |
| Right-end Panel (A Panel) | 406992 | 406989 | 406990 | 406991 | 407155 | – | – |
| Intermediate Panel (B Panel) | 407032 | 407029 | 407030 | 407031 | 407170 | 407696 | 407702 |
| Left-end Panel (B Panel) | 407032 | 407029 | 407030 | 407031 | 407170 | – | – |
| Vertical Single (A Panel) | 407753 | 407778 | 407779 | 407780 | 407755 | 407753 | 407755 |
| Vertical Single (B Panel) | 407781 | 407782 | 407783 | 407784 | 407756 | 407781 | 407756 |
| Sans 2420 | White Gloss | Black Gloss | Blue Gloss | Gray Chalk | Surface Imaging (White Gloss Only) | Accented Edge (White Gloss Only) | Accented Edge (with Surface Imaging) |
| Single Panel (A Panel) | 406996 | 406993 | 406994 | 406995 | 407156 | 407697 | 407703 |
| Right-end Panel (A Panel) | 406996 | 406993 | 406994 | 406995 | 407156 | – | – |
| Intermediate Panel (B Panel) | 407036 | 407033 | 407034 | 407035 | 407171 | 407698 | 407704 |
| Left-end Panel (B Panel) | 407036 | 407033 | 407034 | 407035 | 407171 | – | – |
| Vertical Single (A Panel) | 407754 | 407785 | 407786 | 407787 | 407757 | 407754 | 407757 |
| Vertical Single (B Panel) | 407788 | 407789 | 407790 | 407791 | 407758 | 407788 | 407758 |



a³ CeramicSteel Serif

With a slim profile, clean edges and rounded corners, Serif features a modern look for any collaborative environment. Standoff mounts in a satin chrome finish with pre-drilled holes make this product easy to install. Available in our brightest white yet, this surface delivers crisp clarity with no shadowing effects, making reading and writing easier than ever.



Specifications

| Accessories | Product Code | Description |
|--------------------|--------------|--|
| Collaborative Tray | 510356 | Magnetic supplies organizer — branded PolyVision |
| V-Board Marker Set | 510425 | Set of 4 V-Board dry erase markers with round-point tip, refillable (included with white and blue gloss finishes) Marker colors: Black, red, blue, green |
| Markerboard Eraser | 510271 | U Brands white-top magnetic eraser for dry erase with felt pad |

| Dimensions | Serif (1185 mm) | Serif (1830 mm)* | Serif (2420 mm)* |
|-------------------------|-----------------|------------------|------------------|
| Overall Height | 1185 mm / 47" | 1185 mm / 47" | 1185 mm / 47" |
| Overall Width | 1185 mm / 47" | 1830 mm / 72" | 2420 mm / 95" |
| Depth | 6.5 mm / 0.25" | 6.5 mm / 0.25" | 6.5 mm / 0.25" |
| Depth from Wall to Face | 19 mm / 0.75" | 19 mm / 0.75" | 19 mm / 0.75" |
| Weight | 14,5 kg / 32 lb | 22,5 kg / 50 lb | 30 kg / 66 lb |

* Rotate height and width depending on vertical or horizontal installation.

| Panel Color | Finish | Approximate RAL Color | Approximate Pantone® Color |
|-----------------|---------------------------|-----------------------|----------------------------|
| White | Alpine White Gloss 9912XS | 9003 | 11-4601 TPG Bit of Blue |
| Surface Imaging | Custom | – | – |

Standard Edge Accent Colors Available on Alpine White Gloss Panels

| | | | |
|------------------|-------------|--------------------|---------------|
| Plum PV07 | Papaya PV02 | Wasabi 4AQ8 | Azure PV05 |
| Fig 4AZ6 | Mango PV03 | Ivy PV04 | Baltic 4AV4 |
| Merlot 4CZ4 | Citron 4AX1 | Jungle 4CZ3 | Black 0835 |
| Saffron 4CZ7 | Honey 4CZ5 | Light Peacock 4CZ8 | Truffle PV06 |
| Chili 4AY2 | Flash 4AX0 | Peacock 4CZ2 | Platinum 7190 |
| Pomegranate PV01 | | Lagoon 4CZ6 | White 7664 |



a³ CeramicSteel Serif

How to Order

Choose your Serif board by specifying:

- 1. Size
- 2. Color needed

Panel orientation should be considered when mounting multiple panels side by side. Refer to suggested planning ideas below. To continue product expansion, add panels between Single A panels. B panels are used when surface imaging is applied and no accessories are needed.

Serif panels are available with colored edges. Color name and number desired should be noted on order along with part number (Single Panel A or Single Panel B).

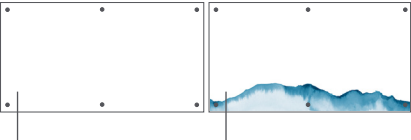
Product Planning Ideas

Serif: Single



Single Panel
(A Panel 1185)

Serif: Side-by-Side



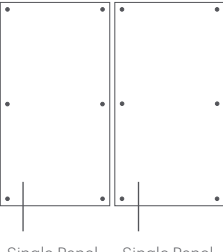
Single Panel (A Panel 1830) Single Panel (B Panel 1830, Surface Imaging)

Serif: Single



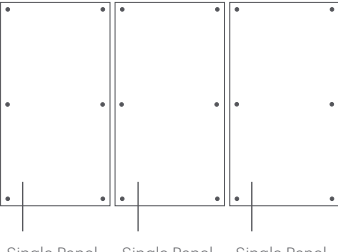
Single Panel
(A Panel 2420)

Serif: Side-by-Side



Single Panel (A Panel 1830) Single Panel (A Panel 1830)

Serif: 3-Board Combination



Single Panel (A Panel 1830) Single Panel (A Panel 1830) Single Panel (A Panel 1830)

Accessories by Panel Type

- 1. **Accessories with Single Panel A:**
Set of 4 markers, magnetic eraser, collaborative tray
- 2. **Accessories with Single Panel A with Surface Imaging:** Set of 4 markers, magnetic eraser, collaborative tray
- 3. **Single B panels:** N/A

Standard Material Numbers

| Panel Size | Panel Surface Options | |
|------------|------------------------|---------------------------------------|
| Serif 1185 | Alpine White Gloss | Surface Imaging (White Gloss Only) |
| | Single Panel (A Panel) | 407727 407730 |
| | Single Panel (B Panel) | - 407733 |

| | | |
|------------|------------------------|---------------------------------------|
| Serif 1830 | Alpine White Gloss | Surface Imaging (White Gloss Only) |
| | Single Panel (A Panel) | 407728 407731 |
| | Single Panel (B Panel) | - 407734 |

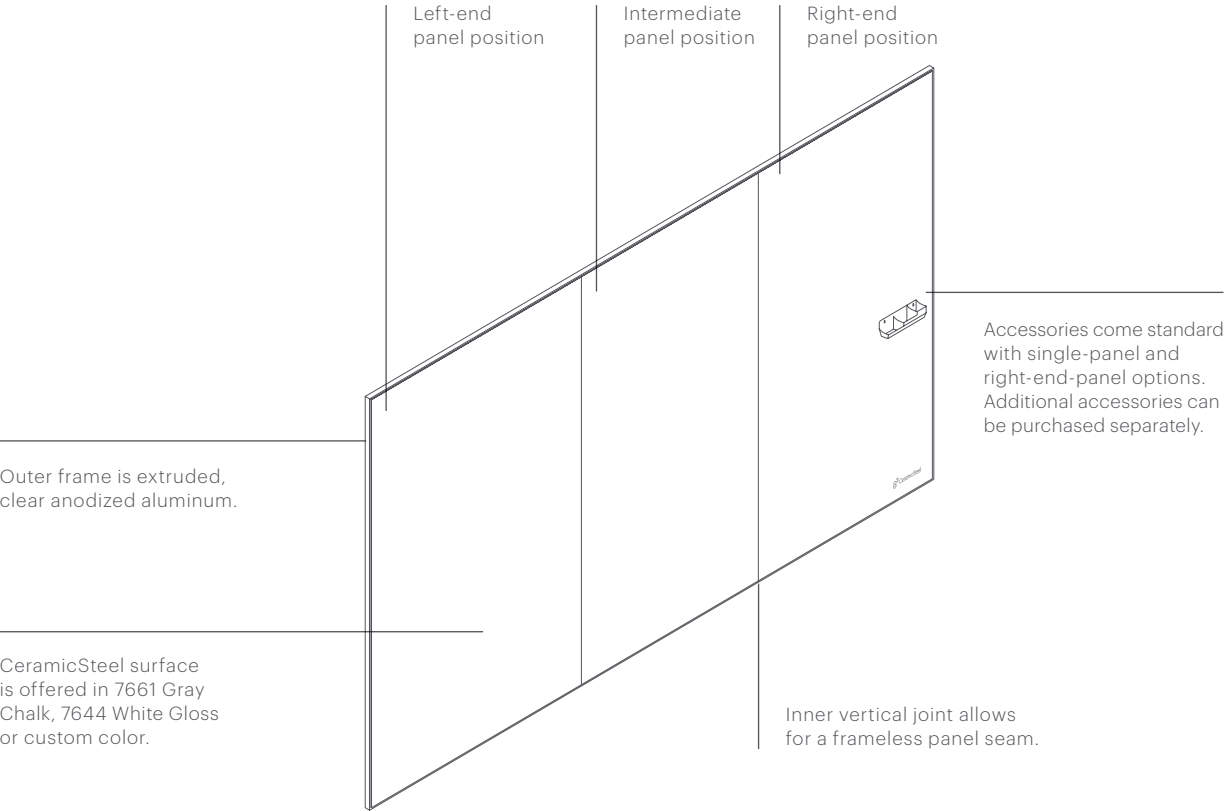
| | | |
|------------|------------------------|---------------------------------------|
| Serif 2420 | Alpine White Gloss | Surface Imaging (White Gloss Only) |
| | Single Panel (A Panel) | 407729 407732 |
| | Single Panel (B Panel) | - 407735 |



a³ CeramicSteel Flow

This large-format CeramicSteel panel system is an easy way to leverage vertical space. A series of vertically oriented whiteboard panels, of a standard height, are spline-jointed together and trimmed with an aluminum extrusion on the outer edges, making this modular system easy to install and configure.




Collaborative Worktools Specification Guide



Specifications

| Accessories | Product Code | Description |
|----------------------|--------------|---|
| Collaborative Tray | 510356 | Magnetic supplies organizer — branded PolyVision |
| Markerboard Eraser | 510271 | U Brands white-top magnetic eraser for dry erase with felt pad |
| V-Board Marker Set | 510425 | Set of 4 V-Board dry erase markers with round-point tip, refillable (included with white gloss finish) Marker colors: Black, red, blue, green |
| Chalkboard Eraser | 510270 | U Brands wood-top magnetic eraser for chalk with felt pad |
| Colored Chalk Sticks | 508922 | Colored chalk sticks, box of 12 pieces (included with chalk finish) |
| White Chalk Sticks | 510272 | White chalk sticks, box of 12 pieces (included with chalk finish) |

| Dimensions | Flow (1830 mm) | Flow (2420 mm) |
|-------------------------|----------------|------------------|
| Single Panel Height | 1830 mm / 72" | 2420 mm / 95.25" |
| Single Panel Width | 1185 mm / 47" | 1185 mm / 47" |
| Depth | 13 mm / 0.51" | 13 mm / 0.51" |
| Depth from Wall to Face | 19 mm / 0.75" | 19 mm / 0.75" |
| Weight | 28 kg / 62 lb | 37 kg / 82 lb |

| Panel Color | | Finish | Steelcase Finish Code | Approximate RAL Color | Approximate Pantone® Color |
|-----------------|---|--------|-----------------------|-----------------------|----------------------------|
| White |  | Gloss | 7664 | 9003 | Cool Gray 1 C |
| Gray |  | Chalk | 7661 | 7047 | Black 7 C |
| Surface Imaging |  | Gloss | — | — | — |

a³ CeramicSteel Flow



a³ CeramicSteel Flow

How to Order

Choose your Flow board by specifying:

- 1. Size
- 2. Panel position
- 3. Color needed

Panel position should be considered when mounting multiple panels side by side. Refer to suggested planning ideas below. To continue product expansion, insert additional intermediate panels between left-end and right-end panels.

Single and right-end panels include logo and included accessories.

- 1. **Accessories with gloss panels:** Set of 4 markers, magnetic eraser, collaborative tray
- 2. **Accessories with chalk panels:** White and colored chalk sticks, magnetic eraser, collaborative tray

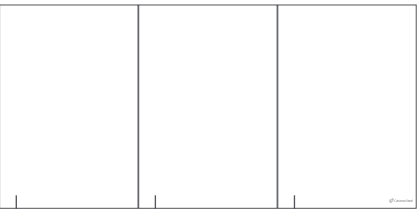
Product Planning Ideas

Flow: Single




Single Panel (A Panel)

Flow: 3-Board Combination



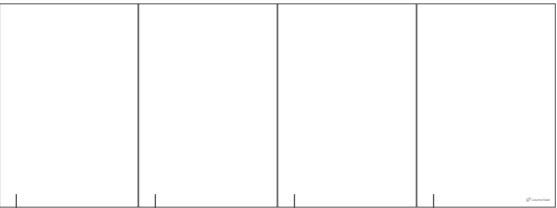
Left-end Panel (B Panel) Intermediate Panel (B Panel) Right-end Panel (A Panel)

Flow: Side-by-Side



Left-end Panel (B Panel) Right-end Panel (A Panel)

Flow: 4-Board Combination



Left-end Panel (B Panel) Intermediate Panel x2 (B Panel) Right-end Panel (A Panel)

*Logo not drawn to scale

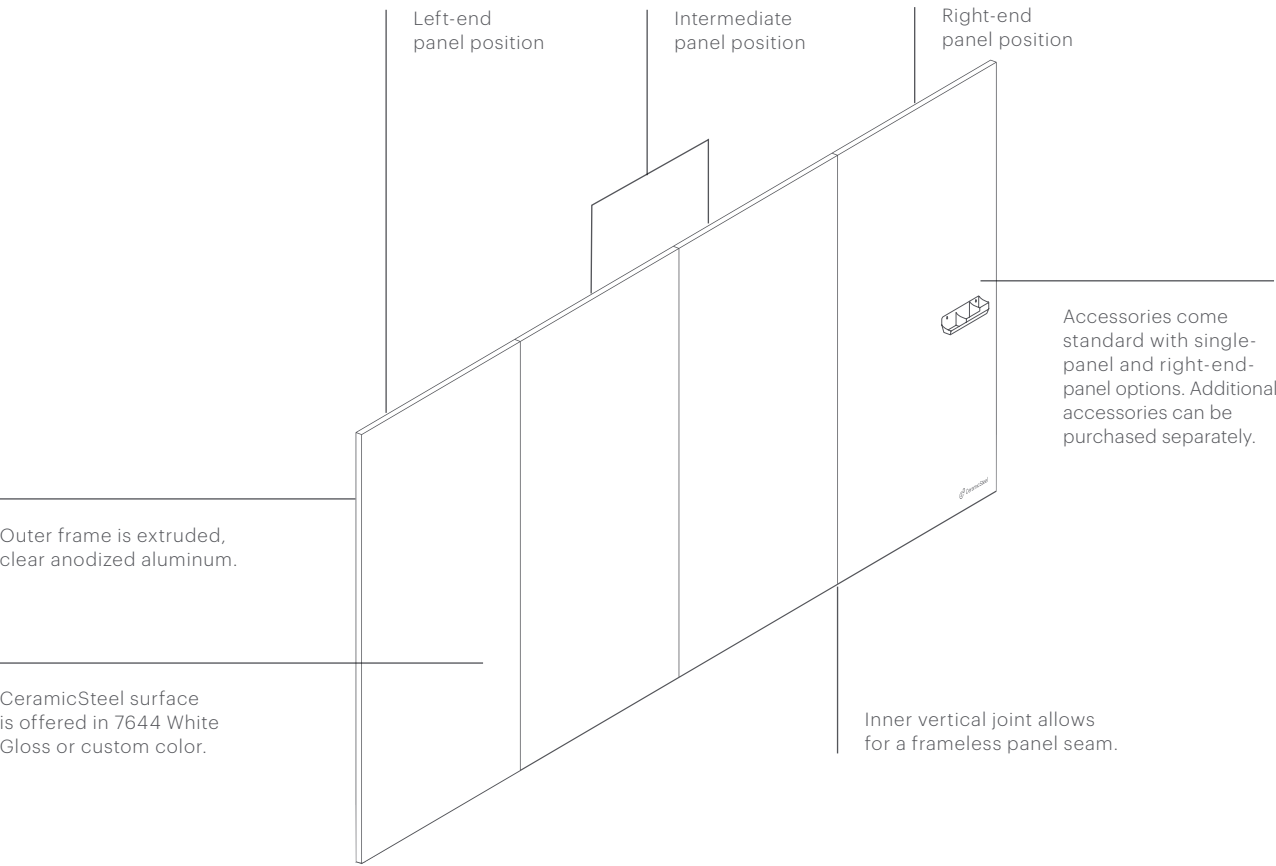
Standard Material Numbers

| Panel Position | Panel Surface Options | | |
|------------------------------|-----------------------|------------|------------------------------------|
| Flow 1830 | White Gloss | Gray Chalk | Surface Imaging (White Gloss Only) |
| Single Panel (A Panel) | 407375 | 407377 | 407157 |
| Right-end Panel (A Panel) | 407375 | 407377 | 407157 |
| Intermediate Panel (B Panel) | 407376 | 407378 | 407172 |
| Left-end Panel (B Panel) | 407376 | 407378 | 407172 |
| Flow 2420 | White Gloss | Gray Chalk | Surface Imaging (White Gloss Only) |
| Single Panel (A Panel) | 407379 | 407381 | 407158 |
| Right-end Panel (A Panel) | 407379 | 407381 | 407158 |
| Intermediate Panel (B Panel) | 407380 | 407382 | 407173 |
| Left-end Panel (B Panel) | 407380 | 407382 | 407173 |



a³ CeramicSteel Workwall



This floor-to-ceiling workwall maximizes the use of vertical space while eliminating the need for multiple boards. A series of vertically oriented whiteboard panels are spline-jointed together and can be cut to size on-site by certified local installers, with an aluminum extrusion on the outer edges.



Specifications

| Accessories | Product Code | Description |
|--------------------|--------------|---|
| Collaborative Tray | 510356 | Magnetic supplies organizer — branded PolyVision |
| Markerboard Eraser | 510271 | U Brands white-top magnetic eraser for dry erase with felt pad |
| V-Board Marker Set | 510425 | Set of 4 V-Board dry erase markers with round-point tip, refillable (included with white gloss finish) Marker colors: Black, red, blue, green |

| Dimensions | Workwall Master Panel |
|-------------------------|-----------------------|
| Single Panel Height | 2850 mm / 113" |
| Single Panel Width | 1185 mm / 47" |
| Depth | 13 mm / 0.5" |
| Depth from Wall to Face | 19 mm / 0.75" |
| Weight | 52.57 kg / 115 lb |

| Panel Color | | Finish | Steelcase Finish Code | Approximate RAL Color | Approximate Pantone® Color |
|-----------------|---|--------|-----------------------|-----------------------|----------------------------|
| White |  | Gloss | 7664 | 9003 | Cool Gray 1 C |
| Surface Imaging |  | Gloss | – | – | – |



a³ CeramicSteel Workwall

How to Order

Choose your Workwall board by specifying:

- 1. Size
- 2. Panel position
- 3. Color needed


Panel position should be considered when mounting multiple panels side by side. Refer to suggested planning ideas below. To continue product expansion, insert additional intermediate panels between left-end and right-end panels.

Single and right-end panels include logo and included accessories.

- 1. **Accessories with gloss panels:** Set of 4 markers, magnetic eraser, collaborative tray
- 2. **Accessories with chalk panels:** White and colored chalk sticks, magnetic eraser, collaborative tray

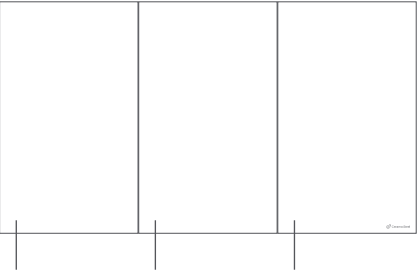
Product Planning Ideas

Workwall: Single




Single Panel (A Panel)

Workwall: 3-Board Combination



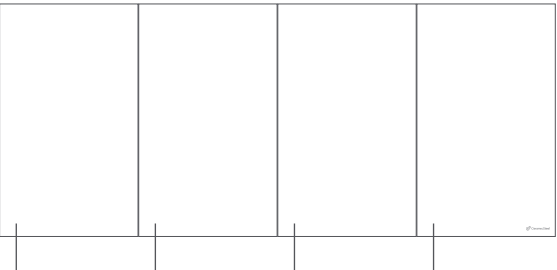
Left-end Panel (B Panel) Intermediate Panel (B Panel) Right-end Panel (A Panel)

Workwall: Side-by-Side



Left-end Panel (B Panel) Right-end Panel (A Panel)

Workwall: 4-Board Combination



Left-end Panel (B Panel) Intermediate Panel x2 (B Panel) Right-end Panel (A Panel)

*Logo not drawn to scale

Standard Material Numbers

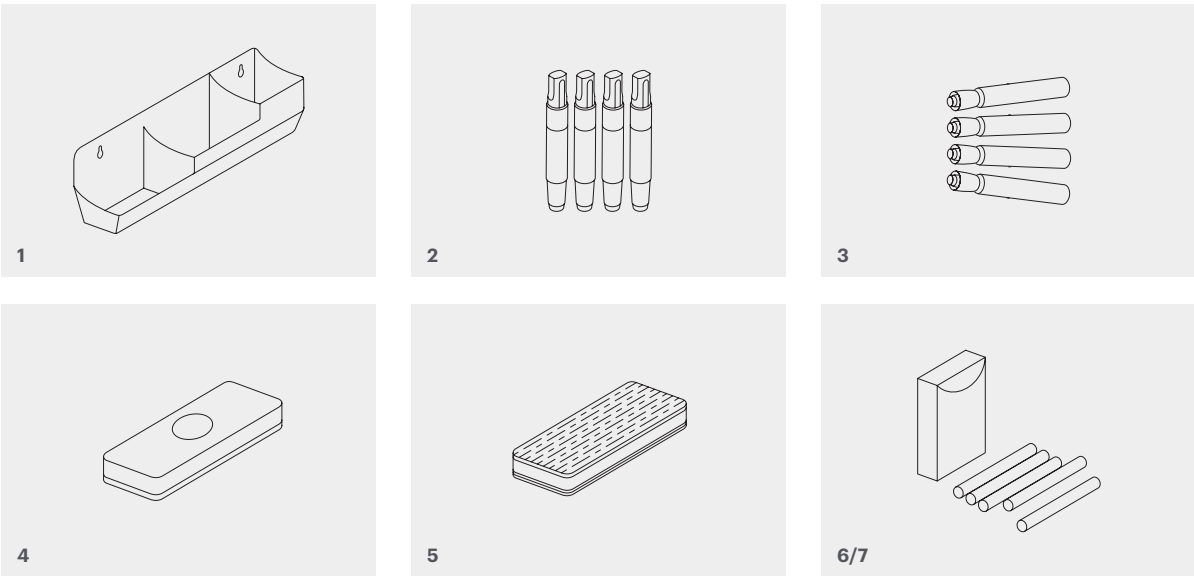
| Panel Position | Panel Surface Options | |
|------------------------------|-----------------------|---------------------------------------|
| Workwall | White Gloss | Surface Imaging (White Gloss Only) |
| Single Panel (A Panel) | 407383 | 407230 |
| Right-end Panel (A Panel) | 407383 | 407230 |
| Intermediate Panel (B Panel) | 407384 | 407200 |
| Left-end Panel (B Panel) | 407384 | 407200 |



Accessories

Accessories included with all single and right-end panels.

- V-Board marker set provided for use with white and blue gloss panels
- Expo Neon marker set provided for use with black gloss panels
- Chalk sticks provided for use with chalk panels



| Accessories | Product Code | Description |
|------------------------|--------------|--|
| 1 Collaborative Tray | 510356 | Magnetic supplies organizer — branded PolyVision |
| 2 V-Board Marker Set | 510425 | Set of 4 V-Board dry erase markers with round-point tip, refillable (included with white and blue gloss finishes) Marker colors: Black, red, blue, green |
| 3 Expo Neon Marker Set | 510042 | Expo Neon dry erase markers, pack of 5 (included with black gloss finish) Marker colors: Pink, blue, yellow, orange, green |
| 4 Markerboard Eraser | 510271 | U Brands white-top magnetic eraser for dry erase with felt pad |
| 5 Chalkboard Eraser | 510270 | U Brands wood-top magnetic eraser for chalk with felt pad |
| 6 White Chalk Sticks | 508922 | White chalk sticks, box of 12 pieces (included with chalk finish) |
| 7 Colored Chalk Sticks | 510272 | Colored chalk sticks, box of 12 pieces (included with chalk finish) |



Warranty

CeramicSteel Surface: Forever warranty

PolyVision warrants that all porcelain-enameled surfaces and/or products made with e³™ CeramicSteel (Premium Writing Surfaces) or a³™ CeramicSteel (Collaborative Worktools) will retain their writing and erasing qualities and maintain their gloss variance and color consistency for the life of the building or for as long as the product is in use, whichever comes first.

Panel Construction: 10-year limited warranty

PolyVision warrants that our panels, under normal atmospheric conditions and when sealed from moisture, will not delaminate from the substrate or warp for a period of 10 years.

Should any failure to conform to this warranty become apparent, then, upon written notice from the customer, PolyVision, at its option, will correct such nonconformity by repair or replacement. Correction in the manner provided above shall constitute a fulfillment of all liabilities of PolyVision with respect to the quality of the CeramicSteel. The warranty is applicable only under normal usage and maintenance and does not cover defects caused by improper handling, vandalism or abuse, or arising from failure to follow PolyVision’s instructions and recommendations for maintenance.

The warranty is voided if any modifications are made to the products by the customer or other trades with or without PolyVision’s written consent or prior knowledge. The warranty does not include the cost of removal or reinstallation. This warranty is effective as of June 4, 2009, and supersedes the terms and conditions of all prior surface warranties issued to the customer by PolyVision.

This limited warranty is the sole remedy for product defects, and no other express or implied warranty is provided, including but not limited to any implied warranties of merchantability or fitness for a particular purpose. PolyVision shall not be liable for consequential or incidental damages arising from any product defect.

Cleaning Instructions

First use of your CeramicSteel:

- 1. If present, remove the protective film.
- 2. Wipe board with a clean cloth moistened with a high-quality whiteboard cleaner.
- 3. Wipe surface dry with a clean cloth.

Daily cleaning instructions for your CeramicSteel:

- 1. Wipe surface with a clean cloth moistened with warm water.
- 2. Wipe surface dry with a clean cloth.

Weekly cleaning instructions for your CeramicSteel:

- 1. Wipe surface with a clean cloth moistened with a high-quality whiteboard cleaner. Note: Using a non-appropriate cleaner may result in poor dry erasability due to the buildup of residues from the cleaner on the surface.
- 2. Wipe surface dry with a clean cloth.
- 3. Surfaces used moderately should be cleaned two to three times per week. Surfaces used more intensely may require daily cleaning.

PolyVision Studio

PolyVision Studio is here to help guide designers through the process to achieve their design vision. With CeramicSteel as the canvas, PolyVision Studio invites you to design custom one-of-a-kind collaborative worktools and works of art.



PolyVision Americas

10700 Abbotts Bridge Road
Suite 100
Johns Creek, GA 30097 USA

T 1 888 325 6351
E info@polyvision.com

PolyVision Europe

Zuiderring 56
3600 Genk, Belgium

T +32 89 32 31 30
E EMEAsupport@polyvision.com

PolyVision Asia-Pacific

15th Floor, Kinwick Centre
32 Hollywood Road, Central District
Hong Kong

T +852 2520 0160
E APACsupport@polyvision.com



©2019 PolyVision Corporation. All rights reserved. Trademarks used herein are the property of PolyVision Corporation or of their respective owner. Pantone is a trademark of Pantone LLC. Use of the Pantone trademark does not imply an endorsement, sponsorship or affiliation. PolyVision Corporation reserves the right to make changes in product design, construction or detail, and to discontinue any product or material without notice.

polyvision.com



04-17-2019 ENG