



Steelcase Flex Collection

Availability

Electronic price list updated with release 204.C (U.S.) and 158.C (Canada), dated June 15, 2026.

All specifications subject to change without notice. Reference the electronic catalog/Hedberg for current pricing.

Transitional products in this specification guide are **maintained for existing customers only** and are likely to be phased out over time. These products are indicated with a . Products that are scheduled to be culled are indicated with an , followed by the last order entry date.

Surface Materials

The surface materials team has announced the launch of the Finish Library, found at www.steelcase.com/finishlibrary/.

► For a list of all trademarks, refer to the last page of this specification guide. © 2026 Steelcase Inc.



For Canadian Pricing

Canadian factor can be found at www.steelcase.com/CADpricing/. Calculate in the following order to avoid rounding errors:

- Multiply the base price and each option by the Canadian factor.
- Round each to the nearest dollar.
- Add base and options for total list price.

Working with This Specification Guide

Ten Tips: How to Get the Most Out of This Book	4
Additional Resources	6

Statement of Line

Understanding

Height-Adjustable Desks Comparison Chart	18
Rectangle Height-Adjustable Desks and Bases	20
120° Height-Adjustable Desks	24
How to Calculate Power Needs	27
Work Tables and Slim Tables	28
Single Tables	30
Curved Screens	32
Freestanding Screens	33
Acoustic Boundary	34
Carts	36
Media Cart	38
Markerboard Solutions	40
Flex Mobile Power	42
Flex Mobile Power Charging Cart	43
Perch Stool	44
Personal Spaces	48
Accessories	54
Flex Active Frames	56
Flex Active Frame Media Towers	64
Flex Active Frames Work Island	68

► **Table of Contents, continued on next page**

Steelcase Flex Collection, continued

► Table of Contents, continued from previous page

Specifying

Rectangle Height-Adjustable Desks	72
120° Height-Adjustable Desks	74
Height-Adjustable Bases	78
Work Tables—Seated Height	80
Rectangle Work Tables—Standing Height	84
Rectangle Work Table—Bases Only	86
Slim Table	87
Slim Table—Base Only, Standing Height	88
Single Tables	89
Curved Screens	95
Freestanding Screens	96
Acoustic Boundary	97
Carts	98
Media Cart	99
Markerboard Solutions	100
Mobile Power	102
Mobile Power and Charging Cart	103
Perch Stool	104
Personal Spaces	105
Accessories	109
Flex Active Frames	116

Surface Materials	145
--------------------------	------------

Resources	151
------------------	------------


Ten Tips: How to Get the Most Out of This Book

Tip 1



Watch the tabs on the right-hand edges of the pages. They'll always indicate which chapter you are in.

Tip 2



Use the **Statement of Line** pages for an overview of the available components, their sizes, and page references for additional information. Each *Understanding* chapter includes a statement of line after the table of contents.

Tip 3



Find cross references by looking for page numbers flagged with an arrow.

Tip 4

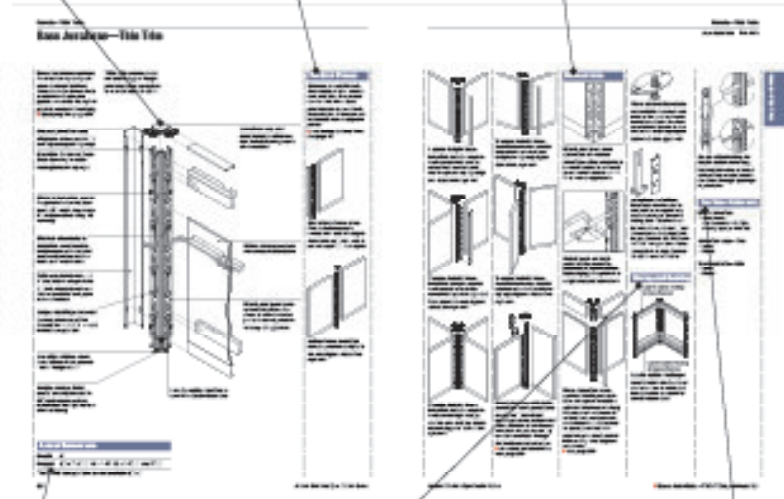
Study the **product detail pages** in the *Understanding* section to learn everything an expert knows about specific products. Each product detail page in this section contains the following features, where applicable:

- Product Drawing
- Actual Dimensions
- Product Details
- Connections
- Wiring and Cabling
- Surface Materials
- Application Topics

Product Drawing shows you what the product looks like and points out important features.

Product Details gives specific information on the product and how it is used.

Connections describes how the product is assembled or how it attaches to another product.



Actual Dimensions table lists the dimensions of the product.

Wiring and Cabling details the power and cable-management and cable routing capabilities of the product.

Surface Materials lists what material is used for each part of the product.

Tip 5

Refer to the specifying pages for all the information needed to order a product. Each product specifying page contains a variety of elements to help you complete a specification:

- Product Drawing
- Standard Includes
- Required to Specify
- Options
- Related Products
- Specification Information
- Dimensions
- Style Number
- Price

Standard Includes
(under the red or dark grey band) provides a list of what comes standard with the product.

Required to Specify
(under the red or dark grey band) itemizes the information that you must provide to order the standard product and the preferred sequence for specification.

Specification Information
(under the teal or light grey band) provides product dimensions, style numbers, and prices for the standard product and any surface material choices that are available.

Product Drawing
shows you what the product looks like.



Options
(under the black band) lists all the options that apply to the product, their price, and what is required to specify.

Related Products
provide specification information for products that are directly related.

Tip 6

Required to Specify

Specify with Customiz Stain

Italic typeface on specifying pages usually identifies wording that you should use in your order.

i>

Tip 7

To determine how many skins are needed to complete a panel, consult the table at the right.
Tip: Remember to order skins for both sides of the panel build-up.

Watch for tips throughout the text that give you explanations and helpful instructions.

Tip 8



Learn what you cannot do by looking for drawings crossed out with an "X."

Tip 9

Use the surface materials listings in the Surface Materials section of this book to find surface material color numbers.

Tip 10

Style Number	Page
T870428L	121
T870428	120
T870428L	121
T870428	120
T870008L	121
T870008	120
T870728L	121

Refer to the style number index when you know a style number and you need to find the page that has more details about the product.

Additional Resources

Flex products are supported with informational materials, tools, and software to help you plan, specify, and order an installation efficiently.

Printed Materials

Other Specification Guides

Steelcase offers a comprehensive portfolio of furniture and solutions. For the full offering of products, refer to the individual product specification guides. These can be accessed at the www.steelcase.com web site or at village.steelcase.com.

Computer Tools

Electronic Catalog

Accurate sales quotations and purchase orders for Steelcase products are created with specification software that uses Steelcase Electronic Catalog data. Use the data to specify and price style numbers and options for every Steelcase product. The data is updated bimonthly by Steelcase and provided to software programs including: the Hedberg Business System, SmartTools—Steelcase's design and specification software (for more information on SmartTools, please email SmartTools@steelcase.com), the ProjectMatrix Project Symbols libraries, as well as 20-20 CAP Studio.

Furniture Symbol Graphic Data

Steelcase creates 2D and 3D furniture symbols (with attributes) for planning and initially specifying Steelcase products. This data is incorporated into several add-on software packages that work in either a Microstation or an AutoCAD drafting environment.

Digital Publications

You can access these digital publications at www.steelcase.com or village.steelcase.com.

Support

Steelcase Capabilities

Steelcase products are distributed, installed, and serviced through a network of more than 600 dealers worldwide. Steelcase is also represented with offices and corporate showrooms in 26 U.S. cities, 4 Canadian cities, and in France, Germany, Great Britain, and Japan. Every Steelcase product meets our exceptionally high standards of quality and durability and comes with the Steelcase assurance of excellence in service.

For ordering or product assistance,

please call your local dealer, the Steelcase Solutions Resource Team, or the Steelcase Solutions Fulfillment Team at 1.888.STEELCASE (1.888.783.3522) or send an e-mail to lineone@steelcase.com.

Call the Steelcase Solutions Resource Team prior to placing an order, when working on a bid, or when you need information about product applications and specifications.

Call the Steelcase Solutions Fulfillment Team if you have submitted an order to Steelcase and you need to speak to your Solutions Fulfillment Team Representative about the order. Also call if you have any post-shipment quality concerns or service parts questions.

For warranty information, please go to <http://www.steelcase.com/warranty/>.

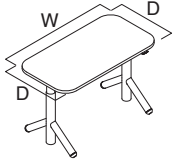
Outside the U.S.A., Canada, Mexico, Puerto Rico, and the U.S. Virgin Islands, call 1.616.247.2500.

For information about Steelcase, the name of your nearest Steelcase dealer, or for product literature, call 1.800.333.9939 or visit our Web site: www.steelcase.com.

Sustainability

At Steelcase, we believe business can be a force for good. We create long-lasting products that are better for people and better for the planet. Our products and operations use life cycle thinking to meet our commitment to reducing climate change. This commitment is reinforced by practices such as designing to minimize global warming and other life cycle impacts, ensuring material health, and enabling end-of-use strategies. To learn more at a corporate level, visit: <https://www.steelcase.com/discover/steelcase/esg-overview/environmental/ProductEnvironmentalProfiles>, which provide key environmental attributes such as recycled content, embodied carbon and recyclability, as well as product certifications can be found by searching for Steelcase at *Origin.build*.

Statement of Line

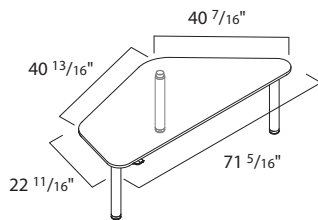


Understanding
 ▶ Page 20
 Specifying
 ▶ Page 72

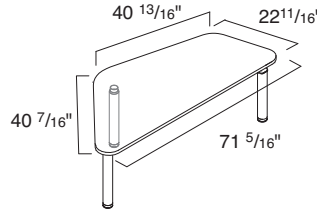
Rectangle Height-Adjustable Desks

	46"W	58"W	70"W
23"D or 24"D	●	●	●
29"D or 30"D	●	●	●

Tip: Widths are parametric to 1/16" from 46"–72".



Left Hand

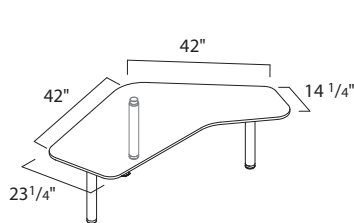


Right Hand

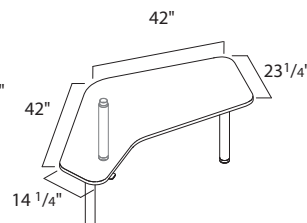
Understanding
 ▶ Page 24
 Specifying
 ▶ Page 74

120° Straight Height-Adjustable Desks

	Depth Left	Depth Right	Width Back	Width Front
Left-Hand	22 ¹¹ / ₁₆ "	40 ⁷ / ₁₆ "	40 ¹³ / ₁₆ "	71 ⁵ / ₁₆ "
Right-Hand	40 ⁷ / ₁₆ "	22 ¹¹ / ₁₆ "	40 ¹³ / ₁₆ "	71 ⁵ / ₁₆ "



Left Hand



Right Hand

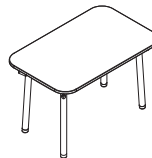
Understanding
 ▶ Page 24
 Specifying
 ▶ Page 76

120° Corner Height-Adjustable Desks

	Depth Left	Depth Right	Width Back	Width Front
Left-Hand	23 ¹ / ₄ "	14 ¹ / ₄ "	42"	42"
Right-Hand	14 ¹ / ₄ "	23 ¹ / ₄ "	42"	42"



Understanding
 ▶ Page 20
 Specifying
 ▶ Page 78



Understanding
 ▶ Page 28
 Specifying
 ▶ Page 80

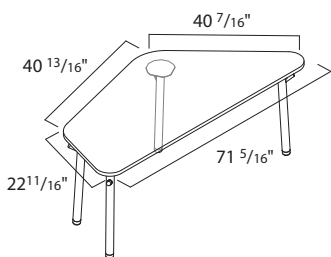
Rectangle Height-Adjustable Bases

	46"W	58"W	70"W
23"D or 24"D	●	●	●
29"D or 30"D	●	●	●

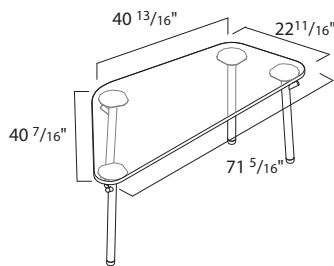
Tip: Widths are parametric to 1/16" from 46"–72".

Rectangle Work Tables—Seated Height

	46"W	58"W	70"W
23"D	●	●	●
29"D	●	●	●



Left Hand



Right Hand

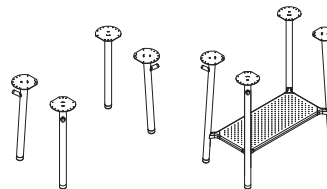
Understanding
 ▶ Page 28
 Specifying
 ▶ Page 82

120° Straight Work Table—Seated Height

	Depth Left	Depth Right	Width Back	Width Front
Left-Hand	22 ¹¹ / ₁₆ "	40 ⁷ / ₁₆ "	40 ¹³ / ₁₆ "	71 ⁵ / ₁₆ "
Right-Hand	40 ⁷ / ₁₆ "	22 ¹¹ / ₁₆ "	40 ¹³ / ₁₆ "	71 ⁵ / ₁₆ "



Understanding
 ▶ Page 28
 Specifying
 ▶ Page 84



Understanding
 ▶ Page 28
 Specifying
 ▶ Page 86

Rectangle Work Tables—Standing Height

	46"W	58"W	70"W
23"D	●	●	●
29"D	●	●	●

Rectangle Work Table—Bases Only

	46"W	58"W	70"W
23"D	●	●	●
29"D	●	●	●

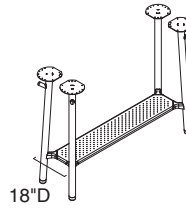
Statement of Line, continued



Understanding
 ▶ Page 28
 Specifying
 ▶ Page 87

Slim Table

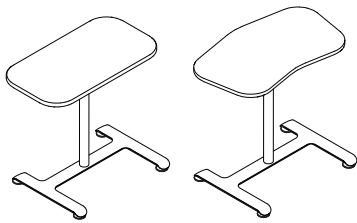
58"W
 18"D ●



Understanding
 ▶ Page 28
 Specifying
 ▶ Page 88

Slim Table—Base Only, Standing Height

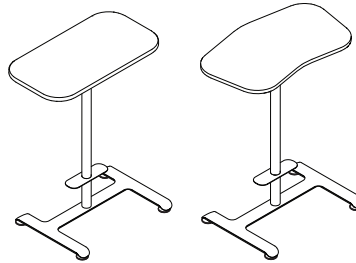
58"W
 18"D ●



Understanding
 ▶ Page 30
 Specifying
 ▶ Page 89

Single Tables—Seated Height

	Rectangle	Chevron
	33"W	33 ³ / ₅ "W
18"D	●	
20"D		●



Understanding
 ▶ Page 30
 Specifying
 ▶ Page 90

Single Tables—Standing Height

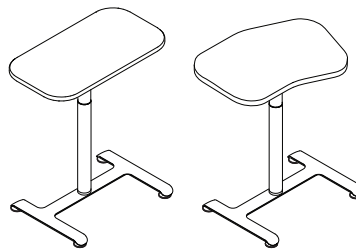
	Rectangle	Chevron
	33"W	33 ³ / ₅ "W
18"D	●	
20"D		●



Understanding
 ▶ Page 30
 Specifying
 ▶ Page 94

Single Table Modesty Panel

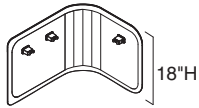
24"W
 11"H ●



Understanding
 ▶ Page 30
 Specifying
 ▶ Page 92

Single Tables—Pneumatic Height

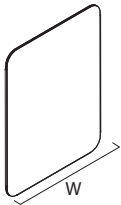
	Rectangle	Chevron
	33"W	33 ³ / ₅ "W
18"D	●	
20"D		●



Understanding
 ▶ Page 32
 Specifying
 ▶ Page 95

Curved Screens

	46"W	58"W	70"W
18"H	●	●	●

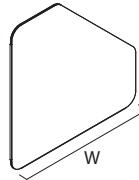


Understanding
 ▶ Page 33
 Specifying
 ▶ Page 96

Rectangle Freestanding Screen

	47"H	60"H	71"H
24"W	●	●	●
30"W	●	●	●
36"W	●	●	●
42"W	●	●	●

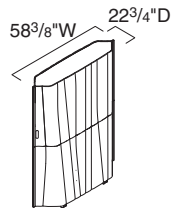
Tip: Rectangle screens are also available parametrically in width to the 1/16" between 24" and 42". Parametric specification defines actual screen width.



Understanding
 ▶ Page 33
 Specifying
 ▶ Page 96

Angled Freestanding Screen

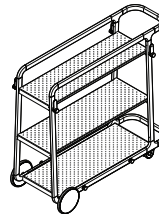
	47"H
47"W	●



Understanding
 ▶ Page 34
 Specifying
 ▶ Page 97

Acoustic Boundary

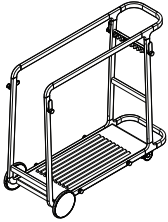
	79"H	116 7/8"H
58 3/8"W	●	●



Understanding
 ▶ Page 36
 Specifying
 ▶ Page 98

Team Cart

	41 3/8"H
46"W	●

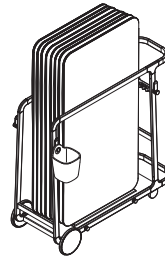


Understanding
 ▶ Page 36
 Specifying
 ▶ Page 98

Board Cart

41³/₈"H

46"W ●

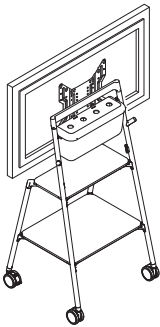


Understanding
 ▶ Page 36
 Specifying
 ▶ Page 98

Board Cart Package

41³/₈"H

46"W ●



Understanding
 ▶ Page 38
 Specifying
 ▶ Page 99

Media Cart

26⁴/₅"D

30¹/₅"W ●

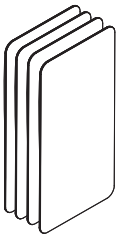


Understanding
 ▶ Page 40
 Specifying
 ▶ Page 100

Markerboard

47"H 71"H

35¹/₂"W ● ●

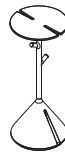


Understanding
 ▶ Page 40
 Specifying
 ▶ Page 100

Markerboard Package

47"H 71"H

35¹/₂"W ● ●



Understanding
 ▶ Page 40
 Specifying
 ▶ Page 100

Stand

38"H

16" Dia. ●



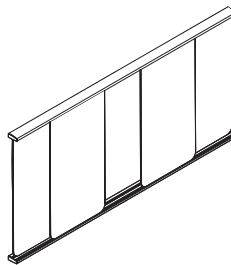
Statement of Line



Understanding
▶ Page 40
Specifying
▶ Page 101

Wall Rails

Tip: Widths are parametric to 1/16" from 48"-96"W.



Understanding
▶ Page 40
Specifying
▶ Page 101

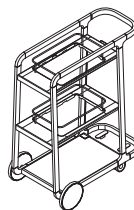
Wall Rails Package

Tip: Widths are parametric to 1/16" from 48"-96"W.



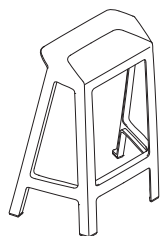
Understanding
▶ Page 42
Specifying
▶ Page 102

Mobile Power



Understanding
▶ Page 43
Specifying
▶ Page 103

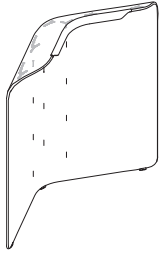
Mobile Power Charging Cart



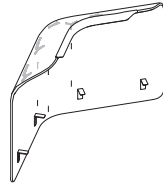
Understanding
▶ Page 44
Specifying
▶ Page 104

Perch Stool

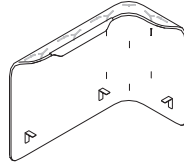
Personal Spaces Privacy Wraps



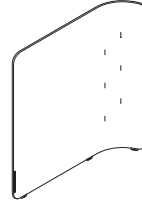
120° Freestanding Privacy Wrap
 Understanding
 ▶ Page 48
 Specifying
 ▶ Page 105



120° Desk Mount Privacy Wrap
 Understanding
 ▶ Page 49
 Specifying
 ▶ Page 106



90° Desk Mount Privacy Wrap
 Understanding
 ▶ Page 49
 Specifying
 ▶ Page 107



120° Back Privacy Wrap
 Understanding
 ▶ Page 50
 Specifying
 ▶ Page 108

Accessories



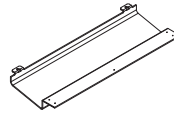
Power Hanger



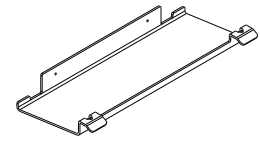
Baskets



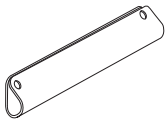
Cups



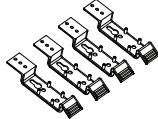
Cable Tray for Rectangle Height-Adjustable Desks



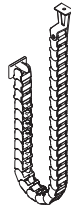
Cable Tray for 120° Flex Height-Adjustable Desks



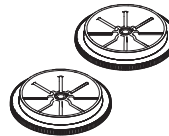
Cable Catch for Rectangle Work Tables



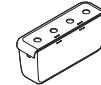
Cable Brackets



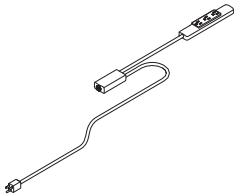
Cable Riser



Brakes for Rectangle Height-Adjustable Desks



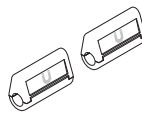
Media Cart Basket



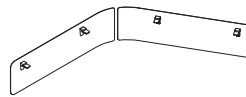
Media Cart Power



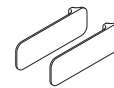
Media Cart VESA Plate Adapter



Magnetic Cable Clips



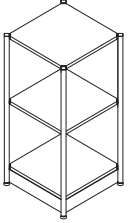
Modesty Panel for 120° Height-Adjustable and 120° Straight Work Table



Magnetic Name Tag

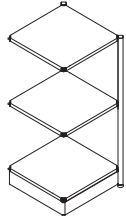
Understanding
 ▶ Page 54
 Specifying
 ▶ Pages 109–114

Flex Active Frames



Frame

Understanding
 ▶ Page 56
 Specifying
 ▶ Page 116



Extension

Understanding
 ▶ Page 56
 Specifying
 ▶ Page 118



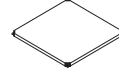
Fixed Board

Understanding
 ▶ Page 56
 Specifying
 ▶ Page 120



Infill Single Panel

Understanding
 ▶ Page 56
 Specifying
 ▶ Page 121



Shelf

Understanding
 ▶ Page 56
 Specifying
 ▶ Page 122



Door

Understanding
 ▶ Page 56
 Specifying
 ▶ Page 123



Tool Box

Understanding
 ▶ Page 56
 Specifying
 ▶ Page 124



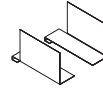
Mobile Board Clip

Understanding
 ▶ Page 56
 Specifying
 ▶ Page 124



Cable Clip

Understanding
 ▶ Page 56
 Specifying
 ▶ Page 124



Bookends

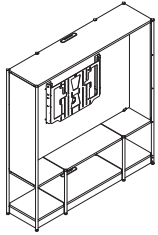
Understanding
 ▶ Page 56
 Specifying
 ▶ Page 125



Coat Rod

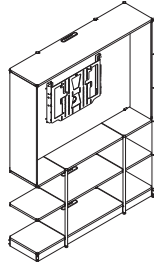
Understanding
 ▶ Page 56
 Specifying
 ▶ Page 125

Flex Active Frame Media Tower



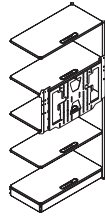
Media Tower Internal Mount

Understanding
▶ Page 64
Specifying
▶ Page 126



Media Tower Internal Mount, Extension

Understanding
▶ Page 64
Specifying
▶ Page 126



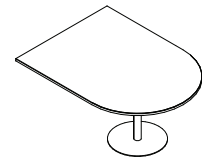
Media Tower External Mount, Extension

Understanding
▶ Page 64
Specifying
▶ Page 130



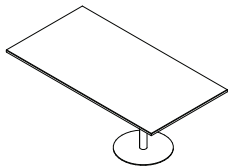
Media Tower Utility Power

Understanding
▶ Page 64
Specifying
▶ Page 132



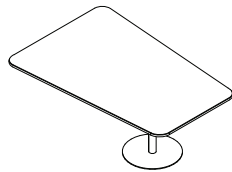
Media Table D-Shape

Understanding
▶ Page 64
Specifying
▶ Page 133



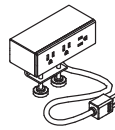
Media Table Rectangle

Understanding
▶ Page 64
Specifying
▶ Page 134



Media Table Sightline

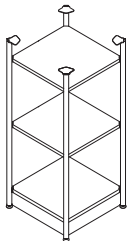
Understanding
▶ Page 64
Specifying
▶ Page 135



Worksurface Clamp Power

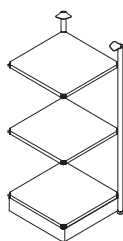
Understanding
▶ Page 64
Specifying
▶ Page 136

Flex Active Frames Work Island



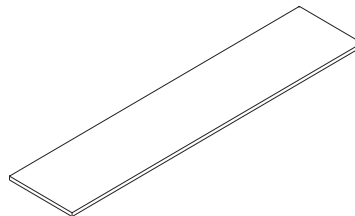
Frame

Understanding
▶ Page 68
Specifying
▶ Page 138



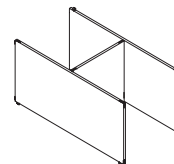
Extension

Understanding
▶ Page 68
Specifying
▶ Page 140



Worksurface

Understanding
▶ Page 68
Specifying
▶ Page 142

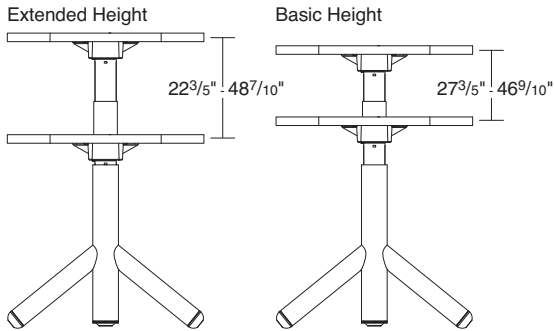


Infill Center Panel

Understanding
▶ Page 68
Specifying
▶ Page 143

Height-Adjustable Desks Comparison Chart

Rectangle Height-Adjustable Desks



Enhanced sit-to-stand height-adjustability

A push button delivers electric adjustability up to 1 1/2" per second. Includes two controller options:

- Simple touch
- Active touch

	Weight Capacity
Flex Rectangle	360 lb

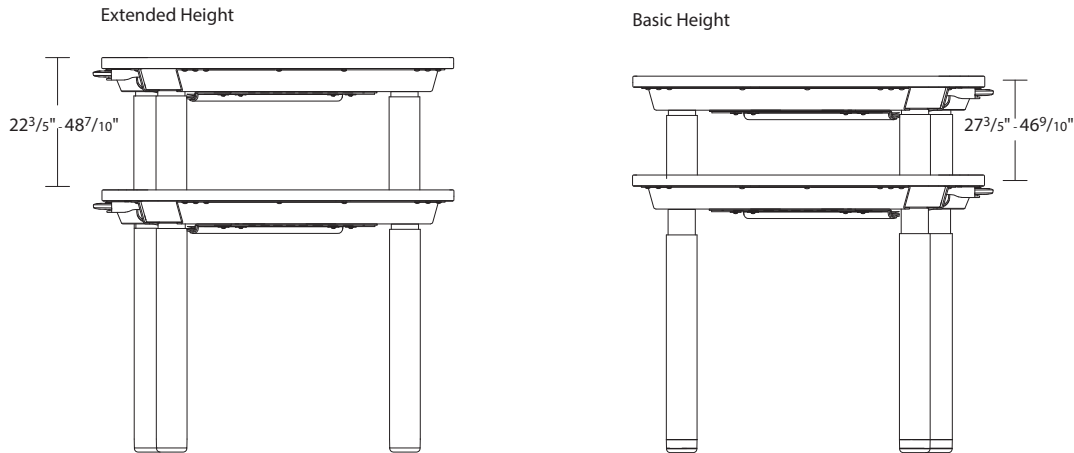
Tip: When calculating lifting capacity, subtract the weight of the worksurface, understructure, and options selected.

▶ See *Storage Specification Guide* for worksurface weights.

Adjustables Comparison Chart

	Flex Rectangle Sit-to-Stand
Range of Adjustment	Extended height: 22 ³ / ₅ " – 48 ⁷ / ₁₀ " Basic height: 27 ³ / ₅ " – 46 ⁹ / ₁₀ "
Type of Adjustment	Electric
Distributed Weight Capacity	360 lb
Worksurface Weight	See page 19 for worksurface weights
Worksurface Thickness	1"
Controller	Simple touch, Active touch
Integrated Rail	No
Integrated Soft Edge	No
Integrated Power	Yes
Motor	Enclosed
Decibel Rating	< 45 dBA
Volts	120v AC
Input Amps	2.5A
Watts	300W
Standby Power	0.1W
Frequency and Phase	60 Hz Single Phase
Adjustability Speed	1 1/2" per second
Stretcher or Understructure Design	Fixed
Base Only Availability	Yes
ANSI/BIFMA (29"D Knee depth requirement for worksurface)	Meet or Exceed

120° Height-Adjustable Desks



Enhanced sit-to-stand height-adjustability

A push button delivers electric adjustability up to 1 1/2" per second. Includes two controller options:

- Simple touch
- Active touch

	Weight Capacity
Flex 120° Straight and Flex 120° Corner	540 lb

Tip: When calculating lifting capacity, subtract the weight of the worksurface, understructure, and options selected.

▶ See *Storage Specification Guide* for worksurface weights.

Adjustables Comparison Chart

	Flex 120° Straight and Flex 120° Corner Sit-to-Stand
Range of Adjustment	Extended height: 22 ³ / ₅ " — 48 ⁷ / ₁₀ " Basic height: 27 ³ / ₅ " — 46 ⁹ / ₁₀ "
Type of Adjustment	Electric
Distributed Weight Capacity	540 lb
Worksurface Weight	See page 19 for worksurface weights
Worksurface Thickness	1"
Controller	Simple touch, Active touch
Integrated Rail	No
Integrated Soft Edge	No
Integrated Power	Yes
Motor	Partially enclosed
Decibel Rating	< 45 dBA
Volts	100v-240v AC
Input Amps	3.75A
Watts	450W
Standby Power	0.1W
Frequency and Phase	60 Hz Single Phase
Adjustability Speed	1 1/2" per second
Stretcher or Understructure Design	Fixed
Base Only Availability	No
ANSI/BIFMA (29"D Knee depth requirement for worksurface)	Meet or Exceed

Rectangle Height-Adjustable Desks and Bases

Rectangle height-adjustable desks bring mobility and wellbeing, allowing users to change posture and location to suit their work needs. Optional integrated power includes a single power cord that comes out of the desk for ease of movement.
▶ Specifying pages 72 and 78

Desk has a wood core with a High-Pressure Laminate, wood veneer surface, and is 1" thick.

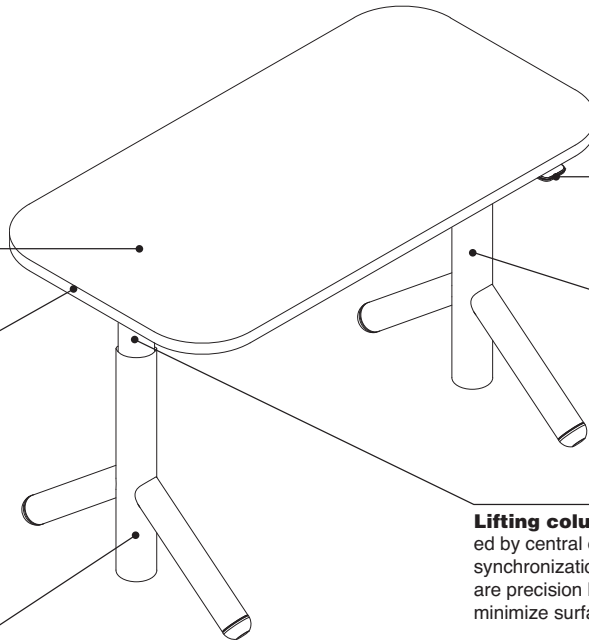
Edge is available in 3 mm edge profile, when High-Pressure Laminate is selected.

Square edge is available in 3 mm edge profile, when wood veneer is selected.

Basic height-adjustable base adjusts from 27³/₈"H–46⁹/₁₀"H in any increment.

Extended height-adjustable base adjusts from 22³/₈"H to 48⁷/₁₀"H in any increment.

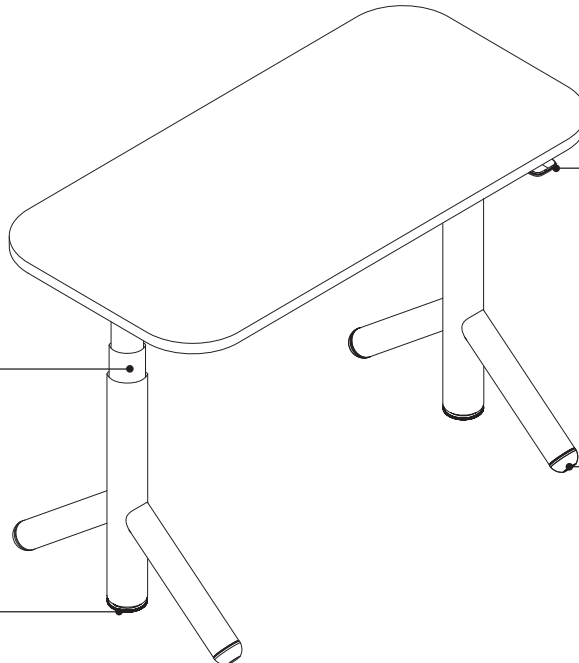
Brakes are available as an option or can be specified separately. Brake can be activated by the user to fix the mobile desk into place and is engaged by spinning the ring to the floor.
Tip: Brake is recommend for use on hard floors.



Push button simple touch controller adjusts height at a rate of 1¹/₂" per second.

Base supports a maximum distributed weight load of 360 pounds (2-leg).
Tip: When calculating lifting capacity, subtract the weight of the worksurface, understructure, and options selected.
▶ See page 23 for *worksurface weights*.

Lifting column is controlled by central control box for synchronization. Columns are precision balanced to minimize surface vibrations.



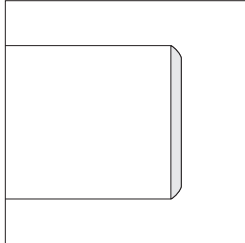
Active touch controller is Bluetooth-enabled; is standard and includes digital display, two preset buttons, double-tap automatic drive, and active motion posture reminders.
Tip: Steelcase Rise mobile app is available that pairs with any active touch controller to support preferences, presets, and activity tracking.

Directional rollers provide intentional user mobility.

Product Details

High-Pressure Laminate Desks

Edge profile is available in 3 mm edge profile.



PVC-free, 3 mm edge profiles are proprietary polyolefin blend for all solid colors and woodgrain finishes.

Edge profile finishes are specified separately from laminate color.

Radius corners are standard and have a 5" radius on all four sides with a continuous user edge. Radius corners eliminate sharp edges and are appropriate for mobile furniture.

Wood Veneer Desks

Edge profile is wood veneer with a square (3 mm) radius.

Simple touch controller is available as an option and easily adjusts height of desk, at a rate of 1½" per second, by lifting or pressing down on the controller.

Tip: Available with an antimicrobial option.

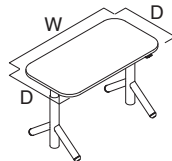
Active touch controller is Bluetooth-enabled; is standard and includes digital display, two preset buttons, double-tap automatic drive, and active motion posture reminders.

Tip: Mobile app is available that pairs with any active touch controller to support preferences, presets, and activity tracking.

Obstruction sensing technology is standard with all Flex desks. The worksurface will backtrack when it makes contact with an object.

The overall depth of the worksurface is 23"D, 24"D, 29"D, or 30"D.

Desk overhang for CPU holder or layering of low storage and pedestals is available as an option. The overhang is 9" and available on 58"W or larger desks. Desk widths 70"W or larger allow for single or dual overhang.



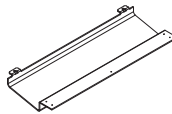
Extended height Flex desks adjust 22¾"H to 48⅞"H in any increment. Basic height-adjustable base adjusts from 27⅜"H–46⅞"H in any increment.

Wiring and Cabling

Low surge electric motor with quiet operation adjusts at 1½" per second. Motor is 110V and includes a 10' power cord. Motor has 0.1W standby power.

Chicago requires that desks shipping into Illinois ship with a 9' power cord.

Flex desks and bases are listed by ETL.



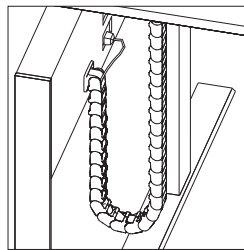
Cable trays are available as an option or can be ordered separately. 46"W–57½"W desks use the 28" cable tray. 58"W–72"W desks use the 40"W cable tray. When specifying a desk overhang, see the chart below for additional guidelines.

Overhang	Worksurface Width			
	46"W–57½"W	58"W–65½"W	66"W–69½"W	70"W–72"W
None	28"W Cable Tray		40"W Cable Tray	
Left or Right	28"W Cable Tray		40"W Cable Tray	
Left and Right			28"W Cable Tray	

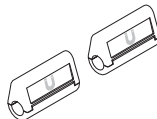
Integrated power is optional and is located in the understructure of a desk. Integrated power consolidates technology to provide one cord out of the desk for convenience to the user. Two versions are available: underworksurface only and underworksurface plus worksurface clamp on convenience power. Worksurface power has two power outlet options, either USB A + C or USB-C. Desks 57½"W and under receive three power outlets in the understructure and desks 58"W and above receive five power outlets. Over-current power protection is standard on the integrated power option. If the over-current protection trips, reset by pushing the button located on the face of the understructure.

Integrated power is standard with a 10' standard black power cord. A 20' cord option is available if additional length is needed. For extra color, braided cord option is available.


Integrated power is available with either a standard three prong NEMA plug for use with standard receptacles or with Steelcase's proprietary thread low-profile plug for use with one-door and two-door low-profile connectors.



Cable riser, with fence connection, inside dimensions are 1"D x 1"W to accommodate a variety of cord sizes. Overall depth is 2".



Magnetic cable clips are optimized for the Flex braided one-cord out solution. However, the magnetic cable clips will work on Ology, Migration SE, and the standard Flex power cords. The clips are used to manage power cords out of the users way. Orderable as a separate style number.



Cable brackets, ordered separately, support horizontal cable management below the worksurface.
 ▶ Specifying, page 111



Inside dimensions of cable brackets are 6"D x 2 1/4"W x 1/8"H.

Surface Materials

High-Pressure Laminate Desk

- Laminate
- ▶ See *Surface Materials Reference Manual*.
- Open Line laminate (option)
 A program including non-Steelcase laminates which are suitable for use on Steelcase products.
- ▶ See *Surface Materials Reference Manual*.

3 mm edge profile

- Plastic

Wood Veneer Desk

- Wood veneer (standard)
- Customiz stain (option)

Square 3 mm edge profile

- Wood veneer to match desk

Height-adjustable base

- 4799 Platinum Metallic
- 7207 Black
- 7243 Seagull
- 7360 Merle

Foot

- Paint

Rollers

- 6053 Seagull
- 6205 Black
- 6249 Platinum Solid
- 6527 Merle

Brake

- 6527 Merle

Braided Cord Color Matrix

Braided cord samples are not available to order. Use matrix below that compares the braided cord finish to the nearest Steelcase finish color for color reference purposes.
Tip: Braided cord color is defaulted to 9007 Sterling.

Finish	Similar Steelcase Color
9003 Fuchsia	PerfectMatch
9004 Marlin	4AZ5 Marlin
9006 Chili	6338 Chili
9007 Sterling*	6059 Sterling Dark Solid
9008 Honey	4CZ5 Honey
9009 Black	0835 Black
9010 Light Peacock	4CZ8 Light Peacock
9011 Seagull	4858 Seagull

*Default finish on integrated power.

Application Topics

Moving desks can collide with other components. Do not install overhead storage, desk-height power, or desk accessories in the path of height-adjustable desks.

Universal boundary screens are not permitted on height-adjustable desks, as they do not pass minimum safety requirements which could result in the desk tipping over.

On extended height desks, any storage higher than 19" will impede the height range of the desk. On basic height desks, any storage higher than 23 7/16" will impede the height range of the desk.
Tip: Do not place storage underneath controller.

When mounting CPU holders, specify the overhang option.
Tip: CPU holders that require less than 12"D clearance may be mounted inboard of legs.

All assemblies meet or exceed ANSI/BIFMA standards.

WARNING

Read base only warranty limitations.

Keyboard assemblies are not allowed for use on height-adjustable desks. They do not meet minimum safety requirements.

Installation

Desks ship with pre-drilled holes for mounting bases.

Height-adjustable base requires attachment to the worksurface.

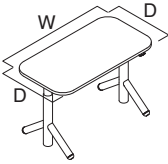
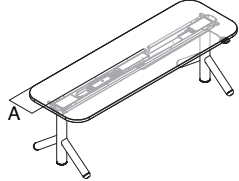
Base supports a maximum distributed weight capacity of 360 pounds.

Tip: When calculating lifting capacity, subtract the weight of the worksurface, understructure, and options.

Tip: A label applied to the underside of the worksurface will include the load-capacity for each desk.

Tip: Flex 90° desk mounted wraps will work on Flex rectangular height-adjustable desks 23"D x 52"W and above.

Worksurface Weight

Worksurface Shape	W	D	Worksurface Weight		Understructure Weight	Leg Clearance (A)	Options	Accessory	
			23"D	24"D			Integrated Power Weight	Desk Mounted Wrap	Curved Screen*
	46"	23" or 24"	27 lb	29 lb	7.1 lb	9½"	5.0 lb	29 lb	1.9 lb
	58"	23" or 24"	35 lb	36 lb	9.4 lb	9½"	5.0 lb	29 lb	3.7 lb
	70"	23" or 24"	42 lb	43 lb	11.7 lb	9½"	5.0 lb	29 lb	5.5 lb
			29"D 30"D						
	46"	29" or 30"	34 lb	36 lb	7.1 lb	12½"	5.0 lb	29 lb	1.9 lb
	58"	29" or 30"	43 lb	45 lb	9.4 lb	12½"	5.0 lb	29 lb	3.7 lb
	70"	29" or 30"	52 lb	54 lb	11.7 lb	12½"	5.0 lb	29 lb	5.5 lb

*For detailed curved screen information, see page 32.

120° Height-Adjustable Desks

120° height-adjustable desks bring mobility and wellbeing, allowing users to change posture and location to suit their work needs. Optional integrated power includes a single power cord that comes out of the desk for ease of movement.
 ▶ Specifying, pages 74–78

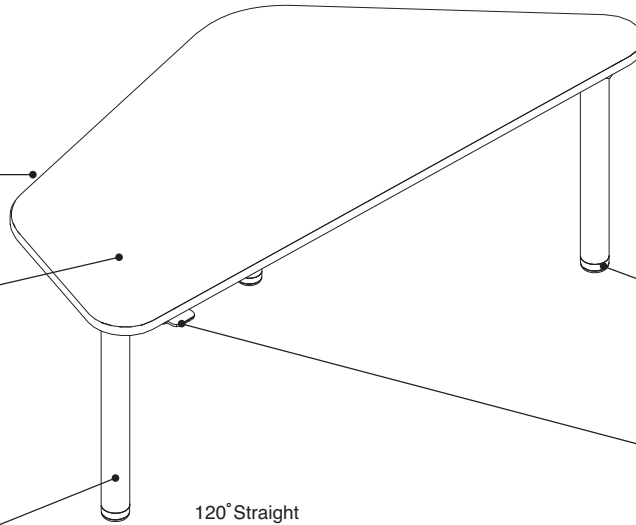
Edge is available in 3 mm edge profile, when High-Pressure Laminate is selected.

Desk has a wood core with a High-Pressure Laminate, wood veneer surface and is 1" thick.

Base is available in extended or basic height: extended height-adjustable base adjusts from 22³/₅"H to 48⁷/₁₀"H in any increment.

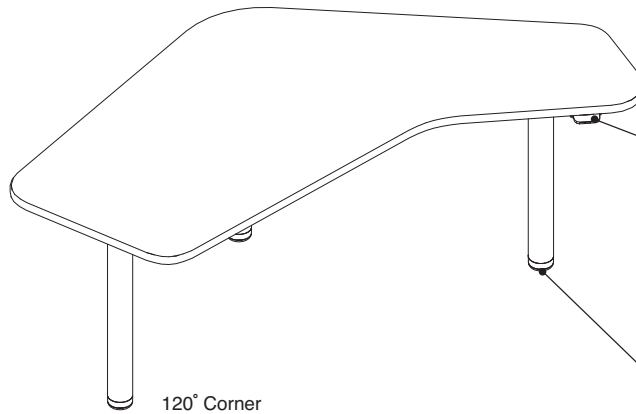
Base supports a maximum distributed weight load of 540 pounds (3-leg).
Tip: When calculating lifting capacity, subtract the weight of the worksurface, understructure, and options selected.

Basic height-adjustable base adjusts from 27³/₅"H–46⁹/₁₀"H in any increment.



Lifting columns are controlled by a central control box for synchronization. Columns are precision balanced to minimize surface vibrations.

Push button simple touch controller adjusts height at a rate of 1½" per second.



Active touch controller is Bluetooth-enabled; is standard and includes digital display, two preset buttons, double-tap automatic drive, and active motion posture reminders.

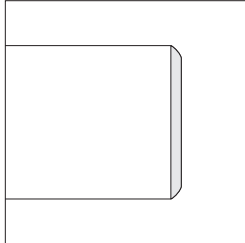
Tip: Steelcase Rise mobile app is available that pairs with any active touch controller to support preferences, presets, and activity tracking.

Slide glide on 120° height-adjustable desks provides intentional user mobility.

Product Details

High-Pressure Laminate Desks

Edge profile is available in 3 mm edge profile.



PVC-free, 3 mm edge profiles are proprietary polyolefin blend for all solid colors and woodgrain finishes.

Edge profile finishes are specified separately from laminate color.

Radius corners are standard with a continuous user edge. Radius corners eliminate sharp edges and are appropriate for mobile furniture.

Wood Veneer Desks

Edge profile is wood veneer with a square (3 mm) radius.

Simple touch controller is available as an option and easily adjusts height of desk, at a rate of 1½" per second, by lifting or pressing down on the controller.

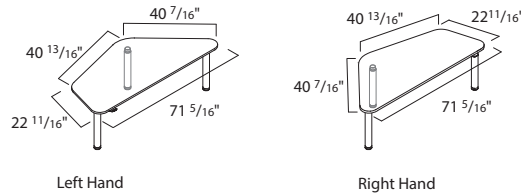
Tip: Available with an antimicrobial option.

Active touch controller is standard and includes digital display, two preset buttons, double-tap automatic drive, and active motion posture reminders.

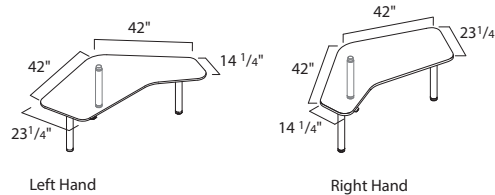
Tip: Mobile app is available that pairs with any active touch controller to support preferences, presets, and activity tracking.

Obstruction sensing technology is standard with all Flex desks. The worksurface will backtrack when it makes contact with an object.

120° Straight

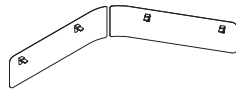


120° Corner



Extended height Flex desks adjust 22¾"H to 487/10"H in any increment.

Basic height-adjustable base adjusts from 27¾"H-469/10"H in any increment.



Modesty panels are available on the 120° height-adjustable desks as an option, or can be ordered separately. The two piece design provides modesty for the user, and attachment for the magnetic cable clips to keep the height-adjustable power cord out of the users way.

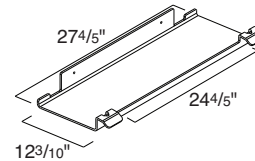
Monitor arms approved for use with Flex 120° height-adjustable desks are: **CSFSTDDUALBAR**, **CFINTROSLIDE**, **CFINTRO**.

Wiring and Cabling

Low surge electric motor with quiet operation adjusts at 1½" per second. Motor is 110V and includes a 10' power cord. Motor has 0.1W standby power.

Chicago requires that desks shipping into Illinois ship with a 9' power cord.

Flex desks and bases are listed by ETL.

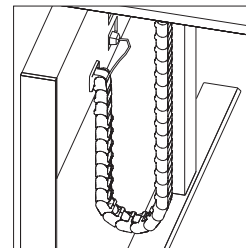


120° cable tray is available on the 120° height-adjustable desks as an option, or can be ordered separately.

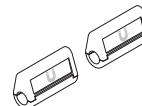
Integrated power is optional and is located in the understructure of a desk. Integrated power consolidates technology to provide one cord out of the desk for convenience to the user. Two versions are available: underworksurface only and underworksurface plus worksurface clamp on convenience power. Worksurface power has two power outlet options, either USB A + C or USB-C. Desks receive five power outlets. Over-current power protection is standard on the integrated power option. If the over-current protection trips, reset by pushing the button located on the face of the understructure.

Integrated power is standard with a 10' standard black power cord. A 20' cord option is available if additional length is needed. For extra color, a braided cord option is available. Curly cord is also available for extra cord management.


Integrated power is available with either a standard three prong NEMA plug for use with standard receptacles or with Steelcase's proprietary thread low-profile plug for use with one-door and two-door low-profile connectors.



Cable riser, with fence connection, inside dimensions are 1"D x 1"W to accommodate a variety of cord sizes. Overall depth is 2".



Magnetic cable clips are optimized for the Flex braided one-cord out solution. However, the magnetic cable clips will work on Ology, Migration SE, and the standard Flex power cords. The clips are used to manage power cords out of the users way. Orderable as an option on the 120° Flex height-adjustable desks, or as a separate style number.



Cable brackets, ordered separately, support horizontal cable management below the worksurface.
 ▶ Specifying, page 111



Inside dimensions of cable brackets are 6"D x 2 1/4"W x 1/8"H.

Surface Materials

High-Pressure Laminate Desk

- Laminate
- ▶ See *Surface Materials Reference Manual*.
- Open Line laminate (option)
 A program including non- Steelcase laminates which are suitable for use on Steelcase products.
- ▶ See *Surface Materials Reference Manual*.

3 mm edge profile

- Plastic

Wood Veneer Desk

- Wood veneer (standard)
- Customiz stain (option)

Square 3 mm edge profile

- Wood veneer to match desk

Height-adjustable base

- 4799 Platinum Metallic
- 7207 Black
- 7243 Seagull
- 7360 Merle

Desk slide glide

- 6527 Merle

Modesty panel

- Paint

Modesty panel bracket

- 6527 Merle

Magnetic cable clips

- 6053 Seagull

Braided Cord Color Matrix

Braided cord samples are not available to order. Use matrix below that compares the braided cord finish to the nearest Steelcase finish color for color reference purposes.
Tip: Braided cord color is defaulted to 9007 Sterling.

Finish	Similar Steelcase Color
9003 Fuchsia	PerfectMatch
9004 Marlin	4AZ5 Marlin
9006 Chili	6338 Chili
9007 Sterling*	6059 Sterling Dark Solid
9008 Honey	4CZ5 Honey
9009 Black	0835 Black
9010 Light Peacock	4CZ8 Light Peacock
9011 Seagull	4858 Seagull

*Default finish on integrated power.

Application Topics

Moving desks can collide with other components. Do not install overhead storage, desk-height power, or desk accessories in the path of height-adjustable desks.

Universal boundary screens are not permitted on height-adjustable desks, as they do not pass minimum safety requirements which could result in the desk tipping over.

On extended height desks, any storage higher than 19" will impede the height range of the desk. On basic height desks, any storage higher than 23 7/10" will impede the height range of the desk.

Tip: Do not place storage underneath controller.

All assemblies meet or exceed ANSI/BIFMA standards.



Read base only warranty limitations.

Keyboard assemblies are not allowed for use on height-adjustable desks. They do not meet minimum safety requirements.

How to Calculate Power Needs

Use This to Determine How Many Power-Ins You'll Need

How to Calculate Power Needs

When planning a power network, you must calculate the amperage requirements of all your electrical components so you can provide sufficient electricity to power them.

If your usage is not known in advance: The National Electrical Code (NEC) allows a maximum of 13 receptacles on each 20-amp circuit. This provides up to 30 receptacles for each 3-circuit power-in.

If your usage is known in advance:

Add up the amperage used by each piece of equipment in the workstation. Whenever you reach 60 amps (20 amps times 3 circuits) from items that are likely to be used at the same time, you have reached the limit for a single power-in. Specify another power-in and continue until all equipment is powered.

If the circuits will normally be subject to a continuous load (three or more hours of continuous use, such as lights or computers), the NEC requires that circuit capacity be "de-rated" by 20 percent. Therefore, treat circuits used for continuous loads as if they were rated at 16 amps instead of the regular 20 amps.

Try to anticipate future increases in power requirements and build some excess capacity into your plan.

▶ See table at right for typical and actual amperage usages for components.

To calculate amperage when the wattage of a device is known, divide watts by 120.

Some appliances, such as large copiers, coffee makers, or space heaters require most of the current available on a 20-amp circuit. It is recommended that such devices be supplied with their own receptacle/circuit, directly from the building. This leaves the capacity of the furniture circuits available for the more dynamic requirements of the office equipment.

Local electrical codes vary. Consult a qualified electrical contractor or engineer for the proper planning of electrical circuits in your locale.

Approximate power consumption for common devices

• Device	• Wattage	• Amperage	• Voltage	• Number of Devices Supported on Single 20 Amp Circuit
Laptop (Low)	30	0.25	120	64
Laptop (High)	100	0.83	120	19
CPU/Desktop Computer (Low)	65	0.54	120	30
CPU/Desktop Computer (High)	150	1.25	120	13
Monitor (Low)	15	0.13	120	128
Monitor (High)	80	0.67	120	24
Phone	5	0.04	120	384
High Power Tablet	10	0.08	120	192
Lower Power Tablet	45	0.38	120	43
Desktop Printer	40	0.33	120	48
42" LCD Screen	120	1.00	120	16
Projector (Small)	50	0.42	120	38
Projector (Medium)	250	2.08	120	8
Projector (Large)	800	6.67	120	2
Desktop Lamp	20	0.17	120	96
Large Printer/Copier	1600	13.33	120	1
Small Printer/Copier	800	6.67	120	2
Paper Shredder (Small)	250	2.08	120	8
Paper Shredder (Large)	800	6.67	120	2
Desktop Fan	25	0.21	120	77
Standing Fan	125	1.04	120	15
Coffee Maker (Low)	500	4.17	120	4
Coffee Maker (High)	1500	12.50	120	1
Microwave (Low)	600	5.00	120	3
Microwave (High)	1000	8.33	120	2
Refrigerator (Low)	200	1.67	120	10
Refrigerator (High)	1500	12.50	120	1
Vacuum (Low)	200	1.67	120	10
Vacuum (High)	1500	12.50	120	1
Space Heater (Low)	400	3.33	120	5
Space Heater (High)	1500	12.50	120	1
Height-Adjustable Desk (Low Power Consumption)*	200	1.67	120	10
Height-Adjustable Desk (High Power Consumption)*	550	4.58	120	3

Tip: These calculations are estimations and are meant solely for informational purposes. It is important to conduct proper power planning for each installation to prevent overloading a circuit.

* Refer to the Height-Adjustable Desks Specification Guide for specific product information.

Work Tables and Slim Tables

Steelcase Flex work tables are a family of standing and seated height tables that span a wide array of team activities; from an individual desk for focus work, to collaborative work-surfaces for the team, and in-between spaces.
 ▶ Specifying, pages 80–88

Pegs are standard on all four legs and provide a convenient place to hang a backpack, cable catch, power hanger, or accessory cup.

Wheel housing finish matches the wheel/glide finish selected.

Radius corners are standard on the top and have 5" radius on all four corners with a continuous user edge.

Legs come standard with four glides on standing and seated height tables. Mobile two wheels and two glides is available as an option. Slim tables are only available with four glides.

Legs are 2" diameter.

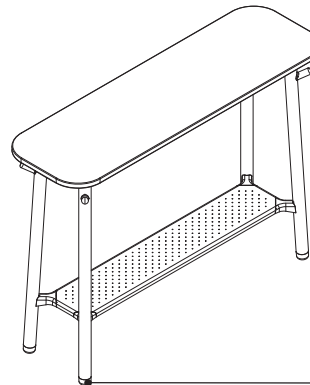
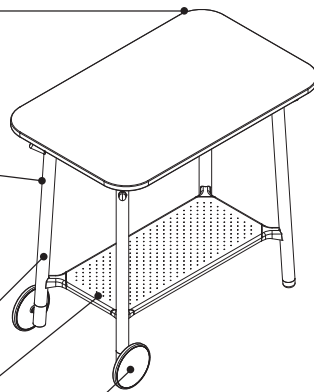
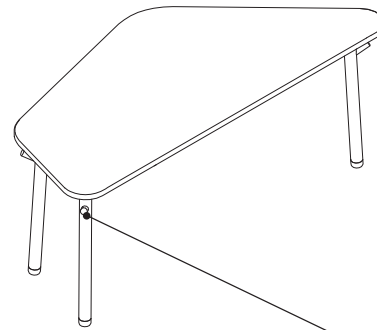
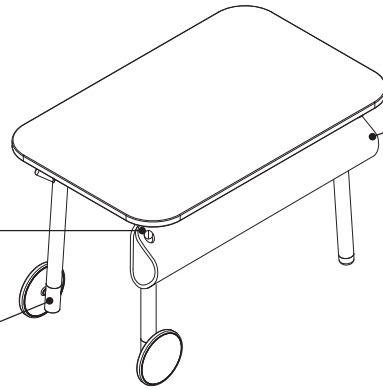
Footrest on standing height table supports change of posture and brings comfort for sitting all day.

Wheels provide intentional user mobility.

Cable catch, optional, attaches to the pegs to assist cord and cable routing.

Pegs are standard on all four legs and provide a convenient place to hang a backpack, power hanger, or accessory cup.

Glides provide 1" of leveling and are used for installation on uneven floors.

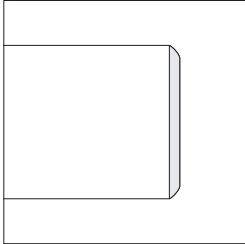


Actual Dimensions

Feature	Overall			Footrest Height
	Depth	Width	Height	
Rectangle standing height table	23" or 29"	46", 58", or 70"	41 ³ / ₈ "	11"
Rectangle seated height table	23" or 29"	46", 58", or 70"	28 ¹ / ₂ "	N.A.
120° straight seated height table	40 ⁷ / ₁₆ "	71 ⁵ / ₁₆ "	28 ¹ / ₂ "	N.A.
Slim table	18"	58"	41 ³ / ₈ "	11"

Product Details

High-Pressure Laminate Worksurface



Edge profile is available in 3 mm edge profile.

PVC-free, 3 mm edge profiles are proprietary polyolefin blend for all solid colors and woodgrain finishes.

Edge profile finishes are specified separately from laminate color.

Radius corners are standard with a continuous user edge. Radius corners eliminate sharp edges and are appropriate for mobile furniture.

Wood Veneer Worksurface

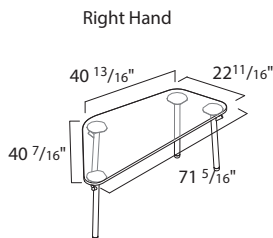
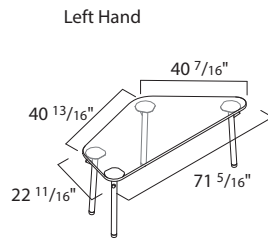
Edge profile is wood veneer with a square (3 mm) radius.

Cable catch joined between two tables acts as a simple trough cable management. Cable catch is not an option for the 120° seated height or slim work table.

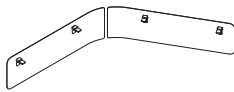
Cable catch is felted PET and will stretch or conform, dependent on the weight of the cords stored. Do not place items within that restrict airflow to electrical components.

Frame, pegs, and footrest for rectangle work tables can be specified in different colors.

120° Seated Height Work Table



Base only style numbers are available for customers who want to provide their own tops for rectangle work tables. Tops for rectangle work tables can be sized with no more than 8" overhang on all sides and be no more than 60 pounds. Tops for slim tables can be sized with no more than 6" overhang on all sides and be no more than 30 pounds. Tops need to be a minimum of 1" thick to use the provided screws.



Modesty panels are available on the 120° seated height work table as an option, or can be ordered separately. The two piece design provides modesty for the user, and attachment for the magnetic cable clips to keep the height-adjustable power cord out of the users way.

Surface Materials

Top

- Laminate
- Wood veneer
- Customiz stain (option)

3 mm edge profile

- Plastic (if laminate top is selected)
- Square wood veneer to match table (if wood top is selected)

Frame

- Paint

Footrest

- Paint

Pegs

- Paint

Wheels, glides, and housing

- 6527 Merle with Merle tread
- 6053 Seagull with sterling dark solid tread

Cable catch

- P630 Medium Heather Grey
- P631 Dark Heather Grey

120° work table glides

- 6053 Seagull
- 6527 Merle

120° work table modesty panel

- Paint

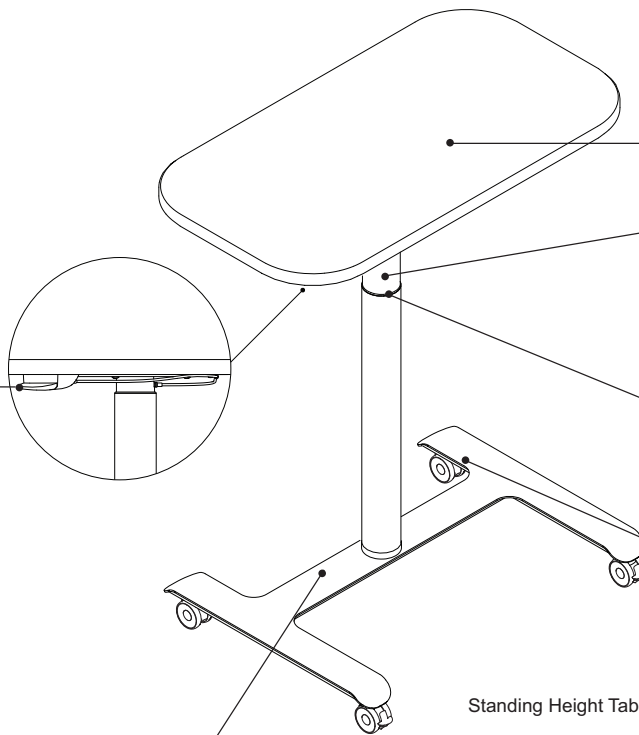
120° work table modesty panel bracket

- 6527 Merle

Single Tables

Steelcase Flex single tables are a family of standing, seated, and pneumatic height-adjustable tables that span a wide array of team activities.
 ▶ Specifying, pages 89–94

Pneumatic handle is black plastic and can be left or right adjusted at install.



Rectangle worksurface

Pneumatic column is available in 7360 Merle or 73ZW Pearl Snow.

Pneumatic column adjusts 28⁵/₈"–47"*.
 * Caster or glide included in measurement.

Adapter ring:

- 7360 Merle columns receive a black ring.
- 73ZW Pearl Snow columns receive a white ring.

Base is painted.
 ▶ See *Surface Materials*, page 146.

Standing Height Table

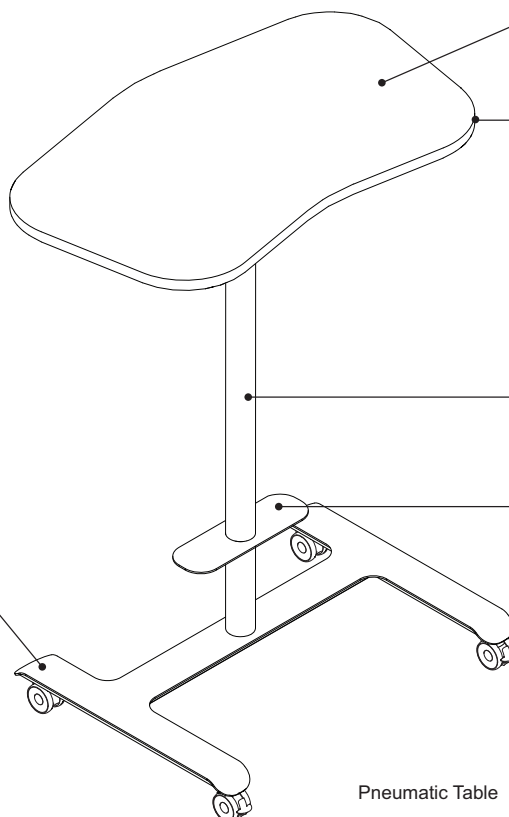
Chevron worksurface

Radius corners are standard on the top and have 5" radius on all four corners with a continuous user edge.

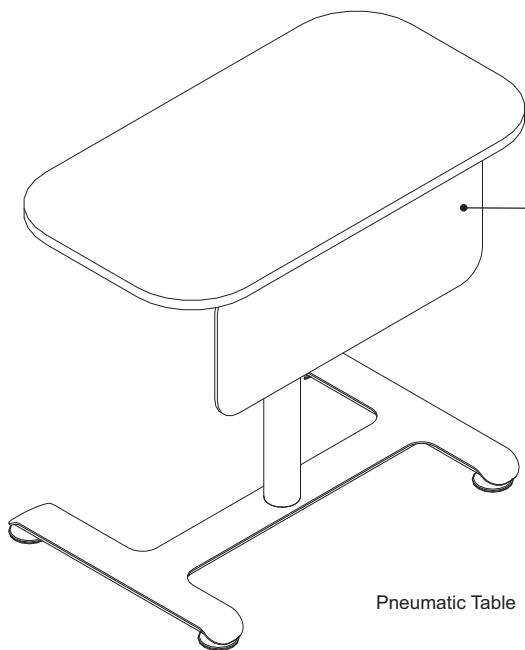
Column is 2" diameter.

Ergonomic footrest on standing height table supports change of posture and brings comfort while seated or standing. Footrest sits 11" above the base on the fixed standing height column.

Bases come with the option for four glides or two locking (user side) and two non-locking (back side) soft casters. Glides are used for installation on uneven floors. They provide 1/2" of leveling.

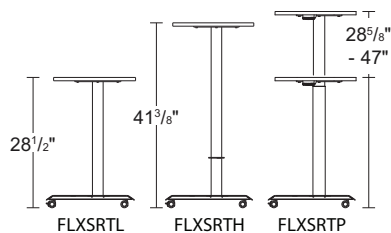


Pneumatic Table



Modesty panels are constructed of PET and attach to the underside of the table with screws.

Pneumatic Table

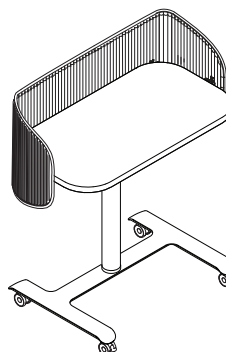


Actual Dimensions

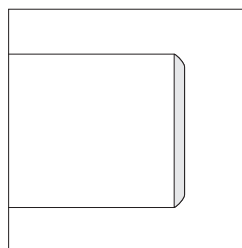
• Feature	• Overall			• Footrest Height
	Depth	Width	Height	
Rectangle seated height table	18"	33"	28½"	N.A.
Chevron seated height table	20"	33⅜"	28½"	N.A.
Rectangle standing height table	18"	33"	41⅜"	11"
Chevron standing height table	20"	33⅜"	41⅜"	11"
Rectangle pneumatic height table	18"	33"	28⅝"–47"	N.A.
Chevron pneumatic height table	20"	33⅜"	28⅝"–47"	N.A.
Modesty panel*	N.A.	24"	11"	N.A.

* Modesty panel height is 11" below surface when installed.

Product Details



Privacy 56" Soffio screens can be added to all chevron or rectangle single table style numbers to give additional privacy and protection for users.



Edge profile is available in 3 mm edge profile.

PVC-free, 3 mm edge profiles are proprietary polyolefin blend for all solid colors and woodgrain finishes.

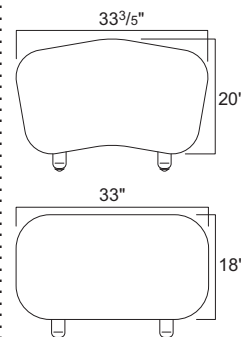
Edge profile finishes are specified separately from laminate color.

Radius corners are standard with a continuous user edge. Radius corners eliminate sharp edges and are appropriate for mobile furniture.

Wood Veneer Worksurface

Edge profile is wood veneer with a square (3 mm) radius.

Frame includes column, base, and footrest on standing height tables. All pieces always match for single tables.



Surface Materials

Top

- Laminate
- Wood veneer
- Customiz stain (option)

3 mm edge profile

- Plastic (if laminate top is selected)
- Square wood veneer to match table (if wood top is selected)

Base

- Paint

Pneumatic adjustable column

- 7360 Merle
- 73ZW Pearl Snow

Pneumatic handle

- Black plastic

Casters

- 6527 Merle

Glides

- Black plastic

Modesty panel

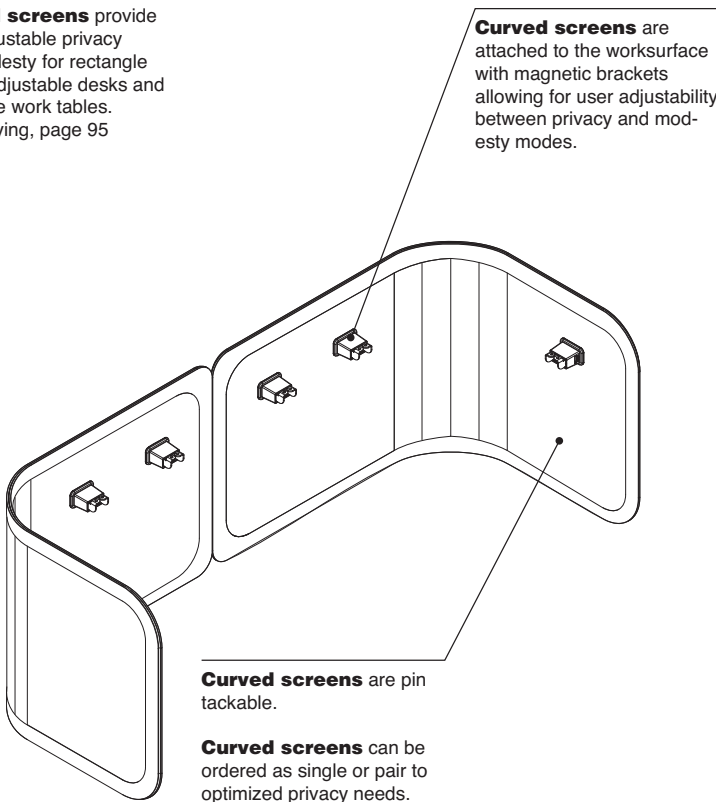
- P630 Medium Heather Grey
- P631 Dark Heather Grey PET

Tip: For a fully monochromatic merle base, order the pneumatic column and the base in 7360 Merle.

Tip: For a fully monochromatic pearl snow base, order the pneumatic column in 73ZW Pearl Snow and the base in 4844 Glacier.

Curved Screens

Curved screens provide user adjustable privacy and modesty for rectangle and modesty for rectangle height-adjustable desks and rectangle work tables.
 ▶ Specifying, page 95



Product Details

Curved screens perform to an NRC rating of 0.45.

Application Topics

Curved screens are sized to work with modular size desks. Mounting a pair of screens on a parametric sized desk will create a gap between screens.

Tip: It is recommended that CET SmartTools be used to evaluate the gap on the desk.

Curved screen is mounted with a 5/8" cord drop.

Fabric is applied in a warp horizontal direction. Due to the size of the screens, fabric is unable to be applied in a warp vertical direction.

Privacy configuration provides 11½" of screen above the worksurface and 5½" of screen below the worksurface. The height is measured from the top of the mounting surface to the top of the screen, and from the bottom of the mounting surface to the bottom of the screen. Screens are meant to be handled by the user. Choose fabrics colors that will wear well over time.

Modesty configuration provides 3½" of screen above the worksurface and 13½" of screen below the worksurface. The height is measured from the top of the mounting surface to the top of the screen, and from the bottom of the mounting surface to the bottom of the screen.

When ordering a single screen, selecting the correct hand is important. Handedness is assigned from the user position when the curved screen is mounted in privacy mode.

Single curved screens mounted to a modular size desk will cover half the width of the desk. If more coverage is desired, order the next size larger of screens.
Tip: It is recommended that CET SmartTools be used to evaluate the placement of the screen on the desk.

Surface Materials

Screen

- Fabric

Tip: Some thin, light colored fabrics are not available on these screens. Please see Surface Materials for available fabric finishes.
 ▶ Page 149

Brackets

- 6527 Merle

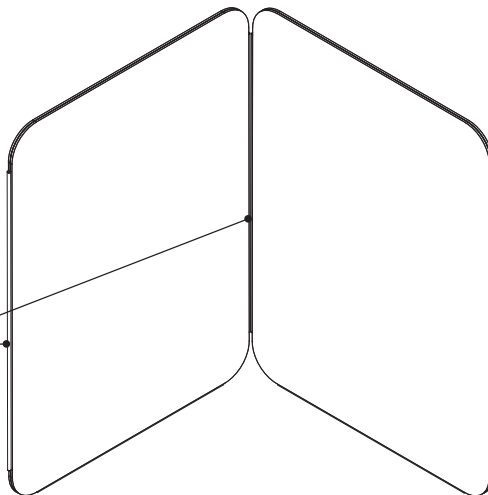
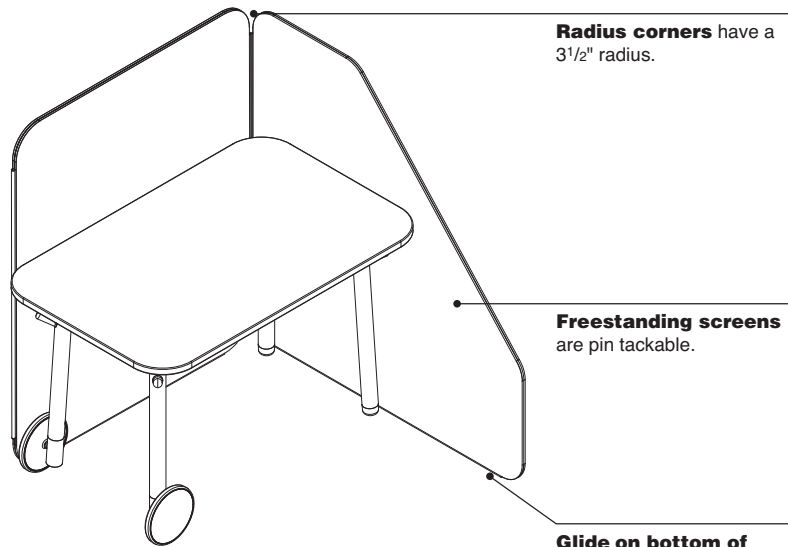
Actual Dimensions

Desk width	46", 58", or 70"
Height	18"
Weight	1.9 lb, 3.7 lb, 5.5 lb
Depth	½"

Freestanding screens

offer infinite possibilities for space division, personal privacy, and keeping information visible.

► Specifying, page 96



Magnetic edge allows freestanding screens to attach to each other.

Product Details

Freestanding screens are lightweight for ease of use in both portrait and landscape modes. 47"H screens weigh under 8 pounds, 60"H screens weigh under 9 pounds, and 71"H screens weigh under 11 pounds.

Rectangle freestanding screens at 71" H x 35¹/₂" W are the same size as the markerboards and can be displayed in the same locations: board cart, team cart, stand, and wall rail.

Flex freestanding screens perform to a NRC rating between 0.40-0.65 dependent on fabric type and use.

Magnet edge allows for 360° of attachment to other screens. Straight line, T, or X applications are possible.

Fabric is applied in a warp vertical direction. Due to the size of the screens, fabric is unable to be applied in a warp horizontal direction.

Screens are meant to be handled by the user. Choose fabrics colors that will wear well over time.

Color scheme can have contrasting color as long as it is within the same fabric family. (For example, 5H16 Indigo can be specified for Surface 1 and 5H19 Cumulus can be specified for Surface 2; both are Billiard Multi-Use by DesignTex.)

Surface Materials

Screen
• Fabric

Magnet edge and glide
• 6527 Merle

Actual Dimensions

• Feature	• Overall				
	Depth	Modular Width	Actual Width	Modular Height	Actual Height
Rectangle screen	15 ³ / ₃₂ "	24", 30", 36", or 42"	23 ⁵ / ₈ ", 29 ¹ / ₂ ", 35 ⁷ / ₈ ", or 41 ¹ / ₄ "	47", 60", or 71"	47 ¹ / ₄ ", 60", or 70 ⁷ / ₈ "
Angled screen	15 ³ / ₃₂ "	47"	47 ¹ / ₄ "	47"	47 ¹ / ₄ "

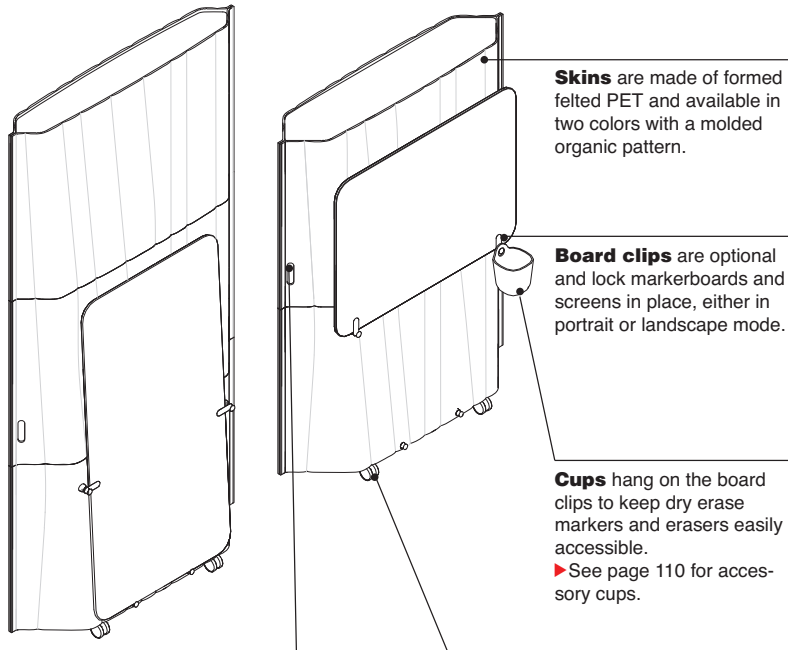
Tip: Rectangle screens are also available parametrically in width to the 1/16" between 24" and 42". Parametric specification defines actual screen width.

Tip: Screens ordered parametrically may not align exactly with modular screens. It is highly recommended to use CET SmartTools to confirm all dimensions before ordering.

Acoustic Boundary

Steelcase Flex acoustic boundary improves acoustic performance and creates flexible space division.

► Specifying, page 97



Handle allows for ease of movement within a team space.

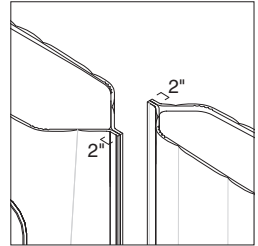
Skins are made of formed felted PET and available in two colors with a molded organic pattern.

Board clips are optional and lock markerboards and screens in place, either in portrait or landscape mode.

Cups hang on the board clips to keep dry erase markers and erasers easily accessible.
► See page 110 for accessory cups.

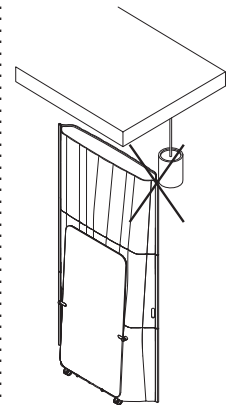
Locking casters ensure stability when working with supported markerboards and screens.

Product Details



Aligning of boundary units to reduce gaps where sound can travel allows for optimal acoustic performance.

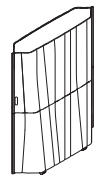
Short boundary fits through a standard door opening, allowing for ease of movement throughout an office environment.



Avoid pendant lighting when moving acoustic boundaries through office environments. Top of boundary must be two feet lower than ceiling height to allow clearance for fire suppression systems.

Actual Dimensions

Feature	Overall		
	Depth	Width	Height
Short	22 ³ / ₄ "	58 ³ / ₈ "	79"
Tall	22 ³ / ₄ "	58 ³ / ₈ "	116 ⁷ / ₈ "



No clip or single sided clip option is available if a clean aesthetic is desired.

Due to recycled content of PET, there may be slight color variation between skins.

Acoustic boundaries perform to an NRC rating of 0.75.

Surface Materials

Outer skin

- P631 Dark Heather Grey PET
- P636 Light Heather Grey PET

Board clips and casters

- 6053 Seagull
- 6527 Merle

Carts

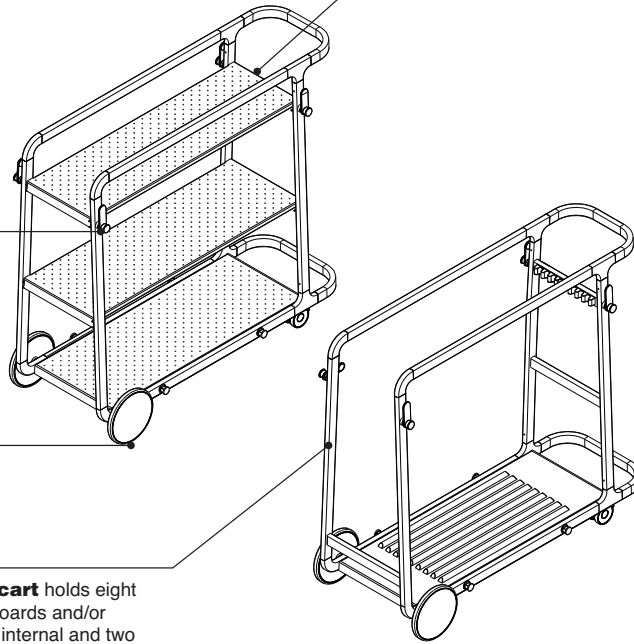
The Flex carts consist of a team cart and a board cart. The team cart provides storage for team needs. The board cart holds up to eight markerboards and allows teams to create, move, and share information.
 ▶ Specifying, page 98

Clips are standard and lock markerboards and screens in place in portrait mode or support in landscape mode.

Carts are standard with two wheels and two locking casters for ease of mobility.

Board cart holds eight markerboards and/or screens internal and two markerboards/screens displayed. Cart cannot hold freestanding screens larger than 36"W.

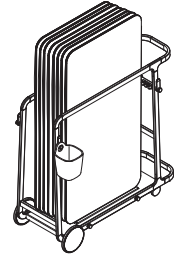
Hooks are standard and hold backpacks, power hangers, or accessory cups. Hooks can hold up to 25 pounds.



Product Details

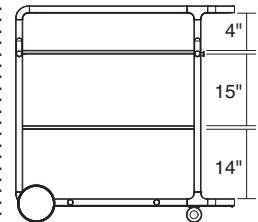
Shelves are specifiable in a contrasting color from the frame.

Accessory baskets, ordered separately, sit on the team cart shelves to provide storage for team needs.



Board cart package contains a cart, eight 71"H markerboards, and an accessory cup.

Markerboards or free-standing screens can be positioned in a portrait or landscape orientation on the carts.



Shelves are non-adjustable fixed height.

Carts cannot hold Flex screens larger than 36"W.

Actual Dimensions

Depth	20"
Width	46"
Height	41 ³ / ₈ "

Surface Materials

Frame

- Paint

Shelves

- Paint

Wheels and casters

- 6053 Seagull with sterling dark solid tread
- 6527 Merle with Merle tread

Board clips

- 6053 Seagull
- 6527 Merle

Board organizer

- 6527 Merle

Accessory cup

- P635 Heather Navy exterior with P630 Medium Heather Grey interior
- P636 Light Heather Grey exterior with P631 Dark Heather Grey interior

Media Cart

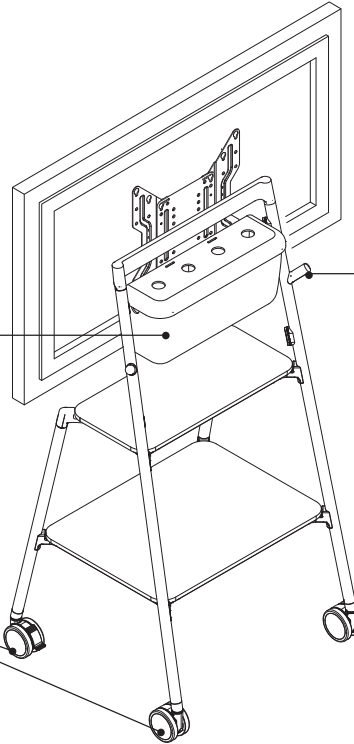
Technology agnostic and effortlessly mobile,

Steelcase Flex media cart keeps up with people, projects, and organizations on the move.

Media cart is ordered and shipped without technology.
► Specifying, page 99

Media basket, optional, attaches to the VESA mount to house cord, cable, and technology.

Media cart includes 360° rotating casters. Front casters are locking and back casters are non-locking.



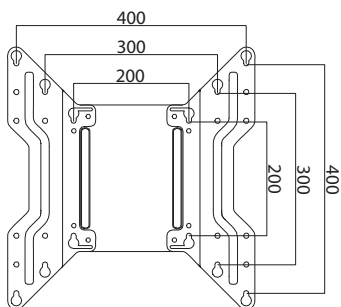
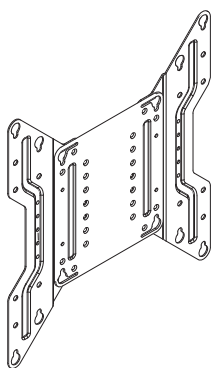
Pegs are standard on media cart frame and provide a convenient place to hang cords, power hanger, or accessory cup.

Product Details

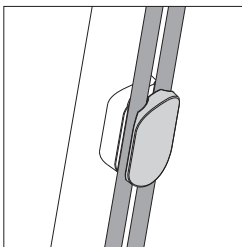
The **Flex media cart** is a technology agnostic solution, allowing one to bring their own technology application to the table. Customers are responsible for bringing and integrating technology and audio-visual components.

Tip: Consult an AV or IT professional early in the design process for potential technology applications.

No larger than 65" monitors should be used on the mobile media cart with a maximum 50 pounds weight capacity.



Mobile media cart includes a universal 200x200 VESA mounting plate with the ability to option a flexible adapter bracket to support monitors with a 400 VESA mounting pattern.



Cord management system allows different power and data cords to easily be secured on each leg.

Media cart power is optional and is in the media basket for a more integrated solution. Integrated power consolidates technology to provide one cord off the media cart for convenience to the user.

Two versions are available, basket power only and basket power plus worksurface clamp on convenience power.

Cart shelf power has two power outlet options, either USB A+C 20W or USB-C. Over-current power protection is standard on the integrated power option and prevents media cart from drawing more than 15 amps of power. If the over-current protection trips, reset by pushing the button located on the face of the understructure.

Integrated power is standard with a 10' standard black power cord. A 20' cord option is available if additional length is needed. For extra color, braided cord option is available.

Tip: Chicago requires that cart shipping into Illinois ship with a 9' power cord.

Integrated power is available with either a standard three prong NEMA plug for use with standard receptacles or with Steelcase's proprietary thread low-profile plug for use with one door and two-door low-profile connectors.

Surface Materials

Shelf

- High-Pressure Laminate

Frame

- Paint

Clamp-on power

- 5U23 Blue Jay
- 6000 Black
- 6009 Arctic White
- 6053 Seagull
- 6249 Platinum Solid
- 6338 Chili
- 6527 Merle

PET on basket

- P631 Dark Heather Grey

Braided Cord Color Matrix

Braided cord samples are not available to order. Use matrix below that compares the braided cord finish to the nearest Steelcase finish or Pantone color for color reference purposes.

Finish	Similar Steelcase Color
9002 Silver	N.A.
9003 Fuchsia	PerfectMatch
9004 Marlin	4AZ5 Marlin
9006 Chili	6338 Chili
9007 Sterling	6059 Sterling Dark Solid
9008 Honey	4CZ5 Honey
9009 Black	0835 Black
9010 Light Peacock	4CZ8 Light Peacock
9011 Seagull	4858 Seagull
9012 Merle	N.A.
9013 Brass	N.A.

Tip: Braided cord color is defaulted to 9007 Sterling.

Markerboard Solutions

Steelcase Flex markerboard solutions

are lightweight and mobile for creating, sharing, and moving your work.

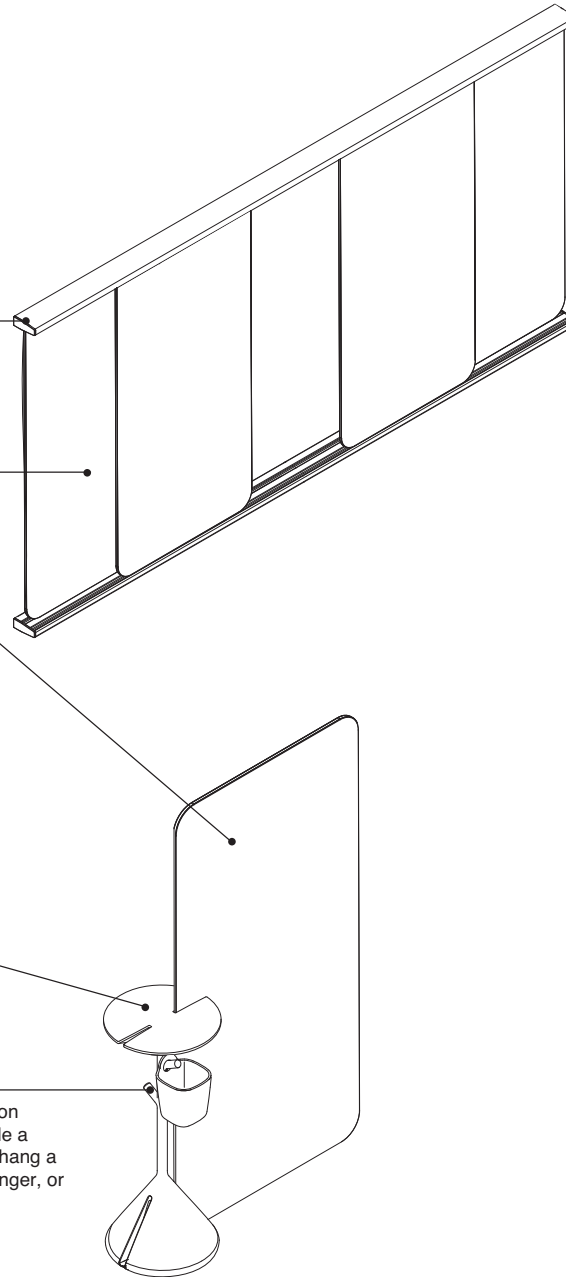
► Specifying, pages 100–101

Wall rails offer additional display options for markerboards and screens and can activate otherwise blank walls.

Markerboards are lightweight and easily portable bringing information wherever it is needed.

Stand provides freestanding space division with boards and also serves as a podium for active collaboration and quick meet-ups.

Pegs are standard on the stand and provide a convenient place to hang a backpack, power hanger, or accessory cup.



Product Details

Stand is standard with a plywood top and two slots. Slots support markerboards and screens to create a free-standing display and space division. Stand weighs approximately 20 pounds.
Tip: Plywood is a natural material and variations will occur in color, grain, and texture.

Markerboards are double sided and available in two sizes: 47"H and 71"H.

Markerboards have a plywood edge for increased durability.

Markerboards are lightweight for ease of use in both portrait and landscape modes. 47"H markerboards weigh 8 pounds and 71"H markerboards weigh approximately 10 pounds.

Radius corners have a 3¹/₂" radius.

Wall rails come in a top and bottom rail set.

Wall rails are double tracked to provide density of information display. Tracks are lined with low friction tape for ease of sliding markerboards and screens.

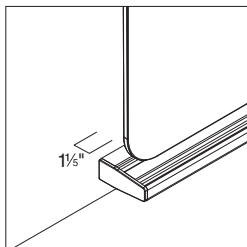
Wall rails can be installed for either portrait or landscape positioning of markerboards and screens.

Wall rails can be field cut or are available in factory cut sizes from 48"W to 96"W with 1/16" increments.

Wall rails can be joined together with included pins for sizes longer than 96"W.

Actual Dimensions

Feature	Overall		
	Depth	Width	Height
Stand	16" Dia.	N.A.	38"
Markerboard	1/2"	36"	47" or 71"
Wall rail	4"	48"-96"	N.A.



Wall rails mount directly to structural wall. When used with a markerboard there is a 1 1/8" clearance between the wall and the inner markerboard.

Wall rail tracks are sized for 1/2" or thinner boards. Wall rail is not intended for glass.

Wall rail is only intended for use with Steelcase Flex Collection screens and markerboards.

Wall rail package contains a top and bottom set of wall rails and four 71"H markerboards.

When applying markerboards or screens to wall rails, consult with your local officials for code compliance details.

Maintenance

Markerboard

- Use any high-quality dry erase marker.
- **CAUTION!** *The use of Low Odor markers may cause ghosting to occur. If Low Odor markers have been used, the surface can be completely cleaned by following the cleaning instructions below.*

Maintenance and Care

- Use clean dry eraser or microfiber cloth to remove ink.
- Use Expo cleaner or other markerboard cleaner with microfiber cloth. If the markerboards are used daily, cleaning may be required 2-3x per week.
- For heavily used markerboards and persistent markings, clean with 91% isopropyl alcohol with a microfiber cloth.

Surface Materials

Stand base

- 6053 Seagull
- 6527 Merle

Stand top

- Plywood

Wall rail

- 4799 Platinum Metallic
- 7360 Merle

Accessory cups

- P635 Heather Navy exterior with P630 Medium Heather Grey interior
- P636 Light Heather Grey exterior with P631 Dark Heather Grey interior

Flex Mobile Power

Steelcase Flex

mobile power is a sleek, smart mobile power solution that gives teams and individuals the freedom to work anywhere they want.

► Specifying, page 102

Steelcase Flex mobile power

is ordered and shipped as a kit of five mobile power units and one mobile power charging tray.

With bumper is an option on mobile power charging tray.

Specify with bumper for freestanding applications.

Order no bumper option for mobile power integrated into the Steelcase Flex mobile power charging cart.

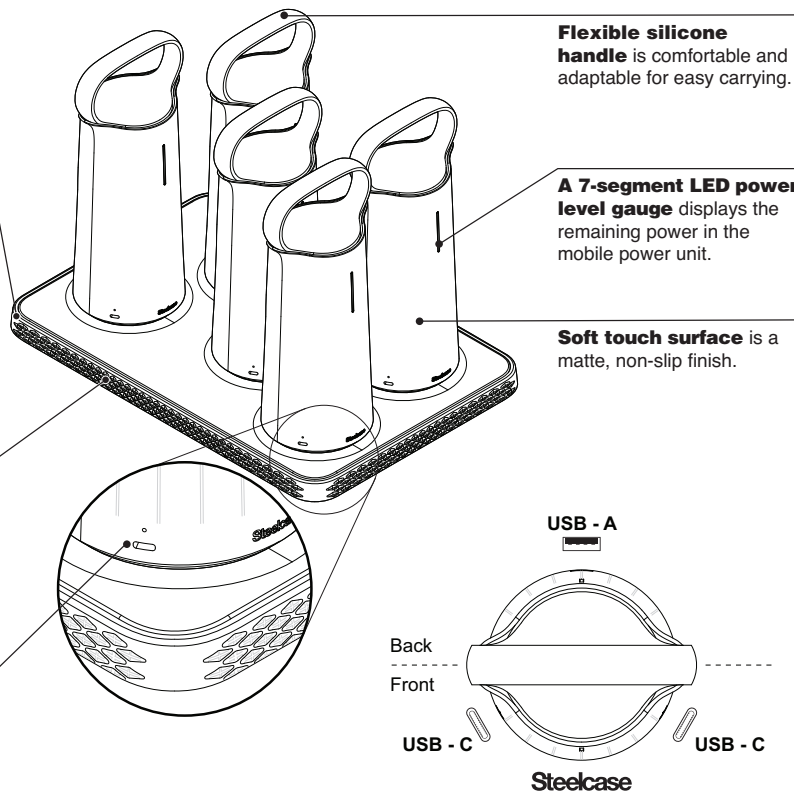
Tip: Bumper can be added or un-installed in the field.

Mobile power charging tray can charge five mobile power units simultaneously in approximately five hours.

USB-C ports can charge a single 100W laptop or up to two 60W laptops simultaneously. USB-C charging cable rated to 100W for full charging benefits. Charging cables not included.

USB-A port can provide up to 18W, ideal for devices like earbuds, phones, and tablets.

Total wattage of all three ports cannot exceed 120W. See user guide for more details.



Product Details

Steelcase Flex mobile power units have a capacity of 154-watt hours each and can provide up to 120-watts of power simultaneously to up to three devices; two USB-C and one USB-A devices.

Battery chemistry utilizes cobalt-free Lithium Iron Phosphate battery cells designed to maintain 80% of their capacity after 2,000 cycles.

Mobile power charging tray can be specified as standalone freestanding tray, with a bumper on the outside with rubber feet, or without the bumper so it can be integrated into the Steelcase Flex mobile power-charging cart. ► Specifying, page 103

Mobile power charging tray ships with a freestanding 200-watt power supply. Place the batteries and charging tray in an open, well-ventilated area.

Product Performance

Mobile power can only charge laptops that receive power via a USB-C port. Use of adapters or converters from USB-C to legacy barrel jack connectors may void Steelcase and laptop warranty.

Surface Materials

Flex mobile power kit
• 6000 Black

Actual Dimensions

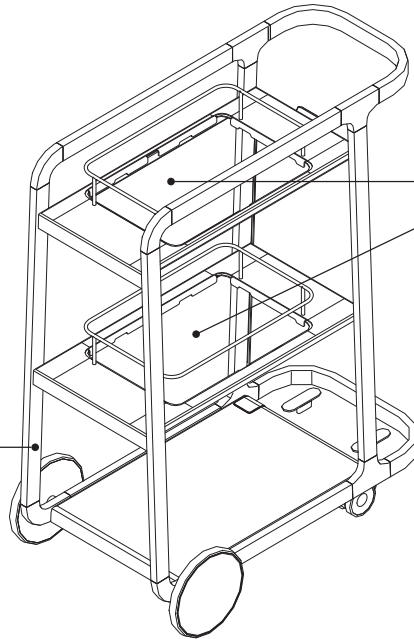
	Mobile power unit	Mobile power charging tray
Depth	4 $\frac{1}{8}$ "	1 $\frac{1}{8}$ "
Width	5"	11 $\frac{3}{8}$ "
Length	11 $\frac{3}{10}$ "	16 $\frac{7}{10}$ "

Flex Mobile Power Charging Cart

Flex Mobile Power
Charging Cart

Steelcase Flex mobile power charging cart allows for convenient charging for up to 10 mobile power units with one cord to connect to an outlet.

► Specifying, page 103



Two charging shelves always ship with cutout and railing to accommodate two mobile power charging trays. Mobile power kit ordered separately, see page 42

Flex mobile power charging cart is shipped with cable management clips and routing for power cords that come from trays. These will match the frame color that is specified.

Product Details

Top and middle shelves are painted black to match the charging tray and batteries.

Frame and bottom shelf sections will always match.

Mobile power charging cart does not accommodate clips or hooks for hanging accessories or markerboards.

Mobile power charging cart is available with either a standard three prong NEMA plug for use with standard receptacles or with Steelcase's proprietary thread low-profile plug.

Surface Materials

Frame and bottom shelf

- Paint

Top and middle shelves

- 7207 Black

Wheels and casters

- 6053 Seagull with sterling dark solid tread
- 6527 Merle with Merle tread

Understanding

Actual Dimensions

Depth	13"
Width	32"
Height	41 ³ / ₈ "

Perch Stool

Perch stool is a short-term seating solution that nests for easy use and storage in your agile team spaces. Its beautiful design, flexibility, and light weight make it the perfect perching option for stand-ups, team huddles, and working sessions. Pair Perch stool with your current Steelcase Flex Collection applications for a seamless integration.

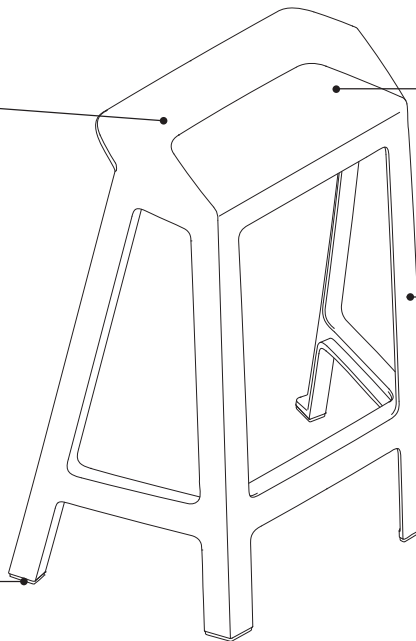
► Specifying, page 104

Frame and seat are one molded piece, available in five colors.

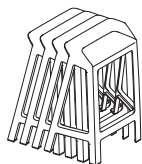
Seat is designed with a 7.2° angle, ideal for perching.

Plastic frame is a 4-leg base available in five colors.

Plastic glides are suitable for hard floors or carpet.



Product Details

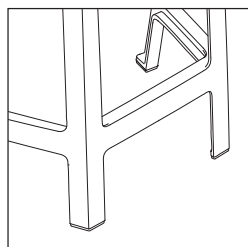


Perch stools are available in one height option, have a 4-leg base, and come standard with glides. Choose from single or 4-pack.


Seat and frame are molded out of ChemCycled™ nylon and are 100% recyclable.

One-piece molded design make it easy for Perch stools to be cleaned and sanitized. See *Surface Materials Reference Guide* for detailed cleaning instructions.

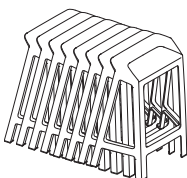
Glides are available in one type suitable for both hard floors and carpet. Glides are designed with texture to keep Perch stool in place during use.



Perch stool can support up to 300 pounds.



Textured seat provides adequate grip ideal for perching.



Perch stools nest on the floor in rows. There is no limit to the number of Perch stools that can nest as long as you like.

Surface Materials

Frame and seat

- 6527 Merle
- 6697 Fog
- 6302 Baltic
- 6BE2 Light Peacock
- 6BD7 Saffron

Glides

- Soft plastic glides are made of Thermoplastic Polyurethane and come standard on all models of Perch stools on 6205 Black.
- Felt glides are unavailable for use with Perch stools.

Programs & Services

▶ See the *Surface Materials Reference Manual* for further detail about programs and services offered for seating.

The Customer's Own Material (COM) Program

offers the opportunity for customers to select fabrics that are not offered through the standard Steelcase surface materials program for use on Steelcase products. Through the COM program, Steelcase will test your materials for application on Steelcase products. Once approved, you can place your order. Steelcase will facilitate the entire ordering process and give you a production schedule. Steelcase will order the COM fabric directly from the textile manufacturer. For up-to-date information regarding fabric test results for all COM fabrics and details regarding yardage requirements for most Seating lines, visit the COM website. To locate the COM website:

- Visit www.steelcase.com

Soil retardants are treatments that provide long-term soil and stain resistance to a fabric without affecting the shade or the integrity of the fabric. The following Steelcase Textiles are available pre-treated with soil retardant. (You do not need to select the soil-retardant option for these fabrics and incur the upcharge.)

- Jacks
- Link

For information on soil retardant fabrics on Select Surfaces, please refer to the *Surface Materials Reference Manual*.

Dimensions

Perch Stool

	• Overall Depth	• Overall Width	• Overall Height	• Seat Depth	• Seat Width	• Seat Height from floor	• Seat Height from floor
Perch Stool	12 ¹ / ₂ "	21 ¹ / ₂ "	28 ¹ / ₈ "	9 ¹ / ₈ "	17 ¹⁰ / ₁₆ "	26 ⁵ / ₈ "	28 ¹ / ₈ "

• Seat • Angle	• Footrest • height from floor • (front of seat)	• Footrest • height from seat • (Back of seat)
7.2°	8 ¹ / ₁₆ "	18 ⁹ / ₁₆ "

Personal Spaces

120° Freestanding Privacy Wrap

Tackable acoustic privacy wrap offers acoustic privacy and personalization for the user.

► Specifying, page 105

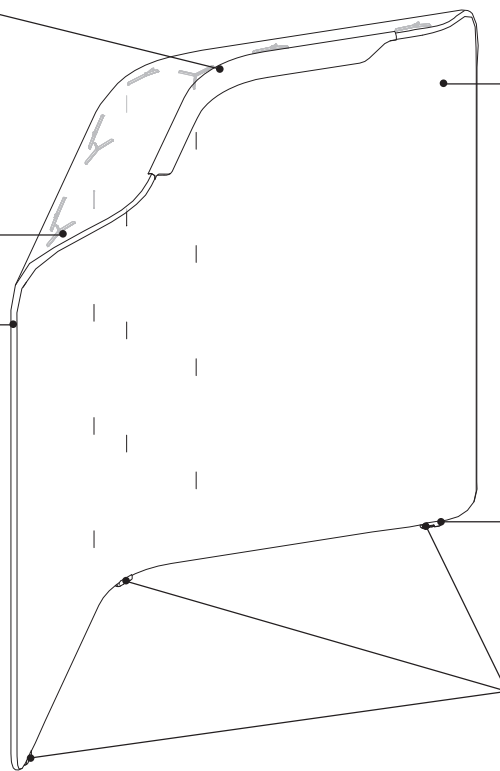
Integrated light option

minimizes shadows under privacy wrap, and enhances backdrop for video calls.

Tip: If light is selected, the light cord is concealed and run intentional through the wrap. Light cord can exit at any of the three glide points.

Upholstery details continue the curvature of the wrap.

Internal metal frame can accept magnetic name tag or Flex freestanding screens to add personalization and privacy to the workstation.



Wrap knit covers the entire frame creating a warm and enclosed privacy element.

Glides, three adjustable glides sit within the footprint of the frame. Adjustment up to 1/2".

Integrated light option cord can exit the wrap at any of the three glide locations. Light cord placement is determined at install.

Actual Dimensions

Width Left 40⁹/₁₀"

Width Right 40⁹/₁₀"

Height 74¹/₂"

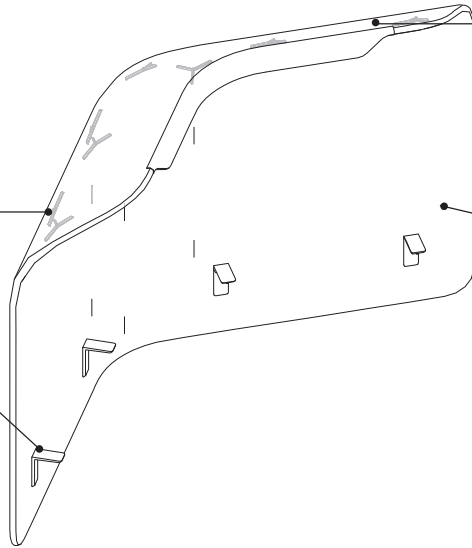
Personal Spaces

Desk Mount Privacy Wraps

Tackable acoustic privacy wraps offers acoustic privacy and personalization for the user.
 ▶ Specifying, pages 106–107

Upholstery details continue the curvature of the wrap.

120° desk mount privacy wraps are attached via brackets to the 120° straight and 120° corner height-adjustable desks.



Integrated light option minimizes shadows under privacy wrap, and enhances backdrop for video calls.

Wrap knit covers the entire frame creating a warm and enclosed privacy element.

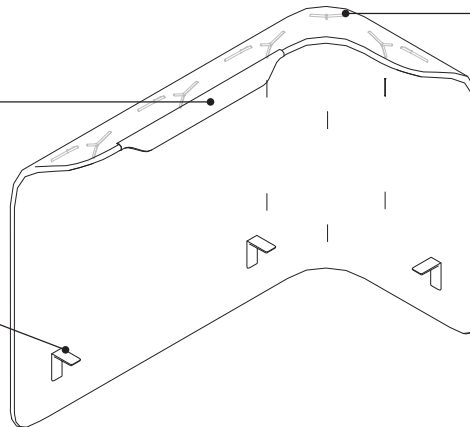
Actual Dimensions

120° Privacy Wrap

Width Left	40 ⁹ / ₁₀ "
Width Right	40 ⁹ / ₁₀ "
Height	45 ¹ / ₄ "

Integrated light option minimizes shadows under privacy wrap, and enhances backdrop for video calls.

90° desk mount privacy wrap attaches to Flex rectangular height-adjustable desks, and worksurfaces that offer a 5" radius corner.



Upholstery details continue the curvature of the wrap.

Frame can accept magnetic name tag or Flex freestanding screens to add personalization and privacy to the workstation.

Actual Dimensions

90° Privacy Wrap

Depth	25 ⁴ / ₅ "
Width	52 ⁹ / ₁₀ "
Height	45 ¹ / ₄ "

Personal Spaces

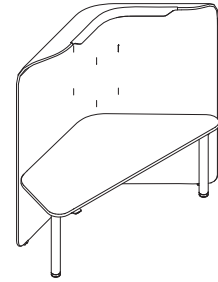
Back Wrap

Tackable acoustic privacy wrap offers acoustic privacy and personalization for the user.

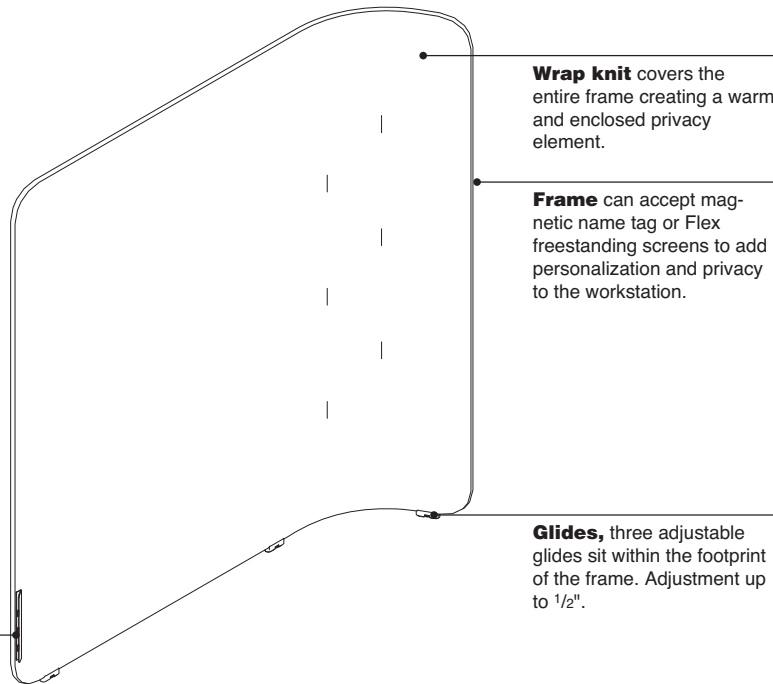
► Specifying, page 108

Product Details

Freestanding privacy wraps nest into 42"W Answer segments in hex application planning.



120° straight height-adjustable desk nests into freestanding privacy wrap for optimal privacy.



Wrap knit covers the entire frame creating a warm and enclosed privacy element.

Frame can accept magnetic name tag or Flex freestanding screens to add personalization and privacy to the workstation.

Glides, three adjustable glides sit within the footprint of the frame. Adjustment up to 1/2".

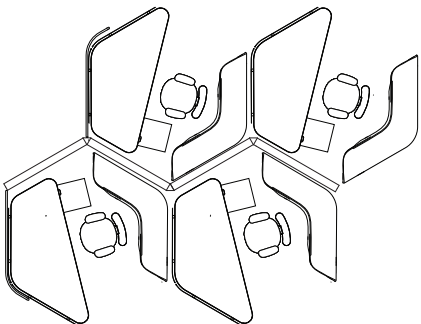
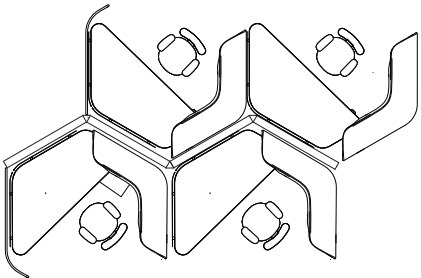
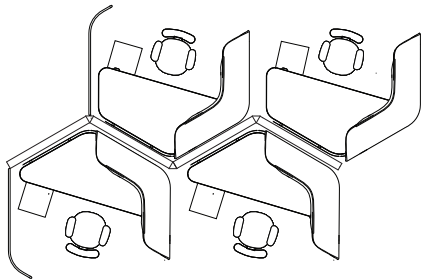
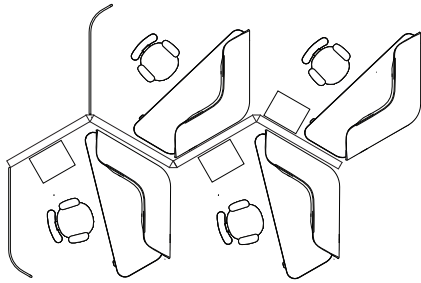
Back wrap bracket, connects back wrap into Answer panel and Answer fence.

Actual Dimensions

Depth 12.8"

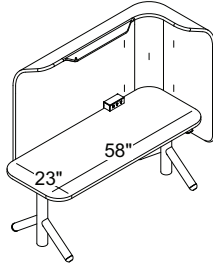
Width 40.9"

Height 60"

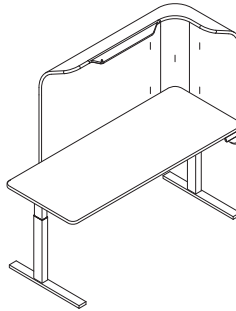


Height-adjustable desks can move independent of privacy wrap to multiple positions when planning in a hex application.

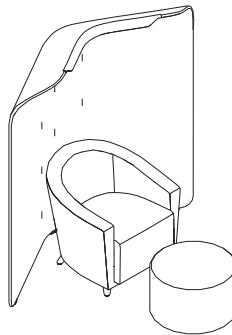
Freestanding privacy wraps are optimized to be planned in a hex or hybrid application allowing for reconfiguration, creating privacy in the open plan.



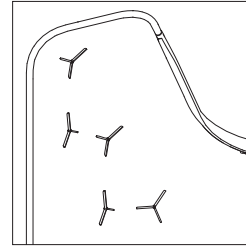
Flex 90° desk mount wraps will work on Flex rectangular height-adjustable desks 23"D x 52"W and above.



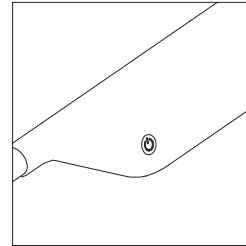
Flex 90° desk mount wraps 23"D x 52"W and above also work on Migration SE height-adjustable desks with 5" radius corners.



Freestanding privacy wraps can be used in the open plan to create added privacy to ancillary settings.

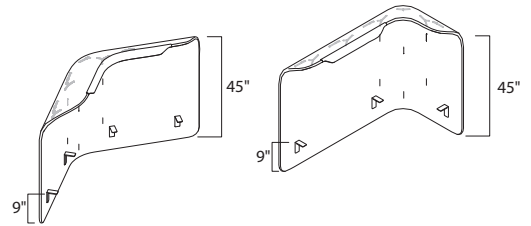


Freestanding privacy wraps have a modern upholstery detail.

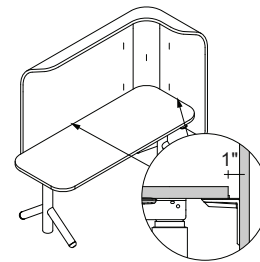


Privacy wraps with a light have three light settings. Controlled by a power button on the left hand side of the light.

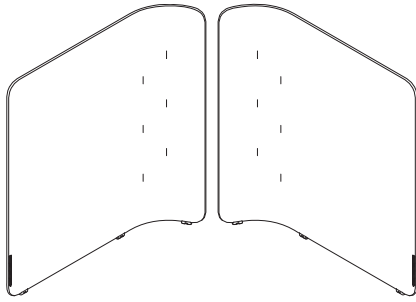
Desk mount wraps attach to desks with 6527 Merle finished brackets.



Desk mount wraps are 45"H; providing 9"H of modesty and 36"H privacy above work surface.



Desk mounted wraps give a 1" gap from the back of the work surface to the front of the screen.



Right Hand

Left Hand

Back wrap is offered in left and right handedness.

Surface Materials

Privacy wraps

- 5KJ1 Merle
- 5KJ2 Cloud
- 5KJ3 Fog
- 5KJ4 Sand

Light

- 6052 Milk
- 6053 Seagull
- 6527 Merle

Desk mounted privacy wrap bracket

- 7360 Merle

Back wrap bracket

- Paint

Wrap Knit and Light Finish Matrix

Wrap Finish Name	Wrap Finish Code	Light Finish Name	Light Finish Code
Merle (Dark Grey)	5KJ1	Merle	6527
Cloud (Light Blue)	5KJ2	Seagull	6053
Fog (Light Grey/Platinum)	5KJ3	Seagull	6053
Sand (Beige)	5KJ4	Milk	6052

Accessories

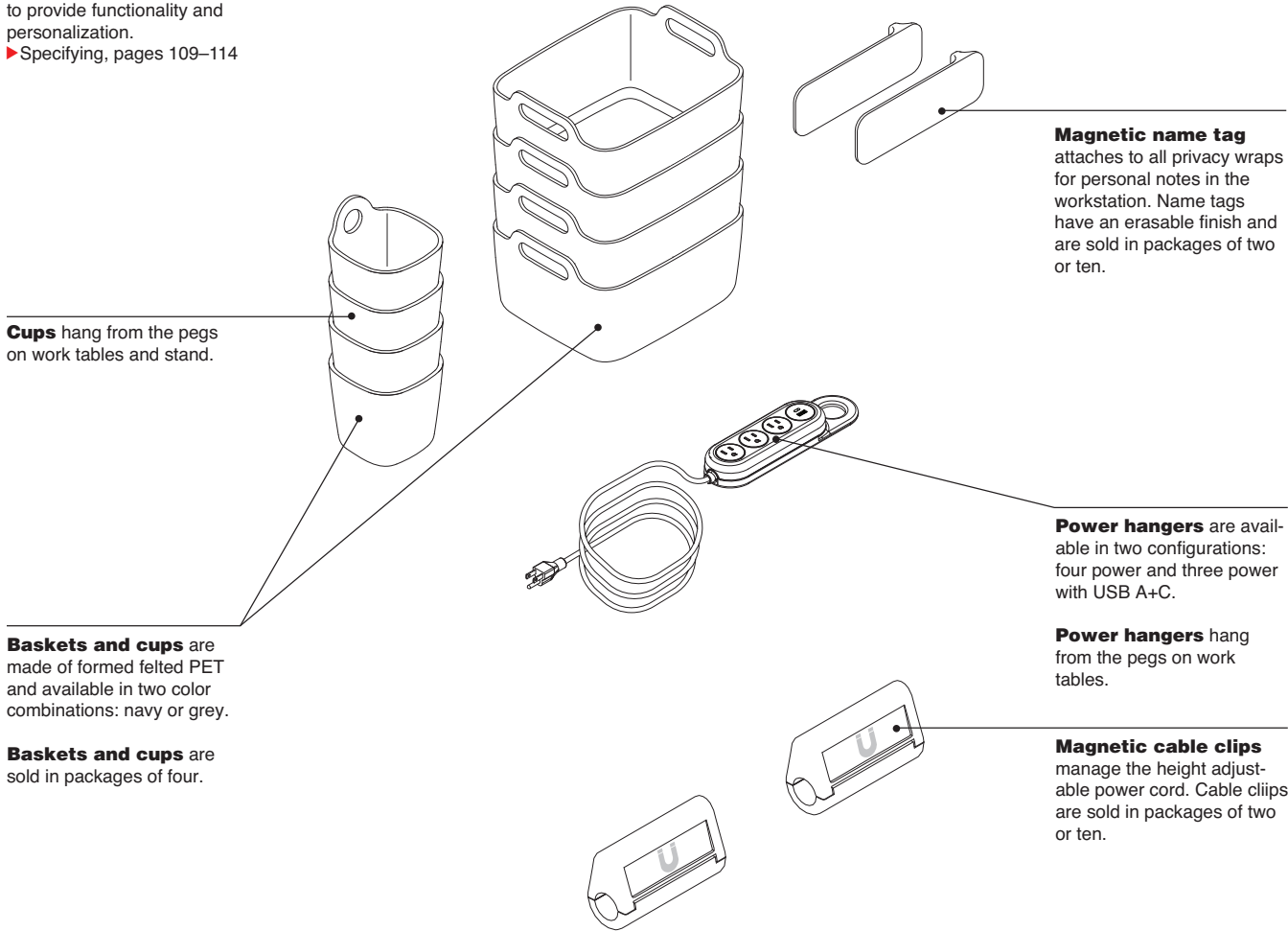
Flex accessories can be used across the collection to provide functionality and personalization.

► Specifying, pages 109–114

Cups hang from the pegs on work tables and stand.

Baskets and cups are made of formed felted PET and available in two color combinations: navy or grey.

Baskets and cups are sold in packages of four.



Magnetic name tag attaches to all privacy wraps for personal notes in the workstation. Name tags have an erasable finish and are sold in packages of two or ten.

Power hangers are available in two configurations: four power and three power with USB A+C.

Power hangers hang from the pegs on work tables.

Magnetic cable clips manage the height adjustable power cord. Cable clips are sold in packages of two or ten.

Braided Cord Color Matrix

Braided cord samples are not available to order. Use matrix below that compares the braided cord finish to the nearest Steelcase finish or Pantone color for color reference purposes.

Finish	Similar Steelcase Color
9003 Fuchsia	PerfectMatch
9004 Marlin	4AZ5 Marlin
9006 Chili	6338 Chili
9007 Sterling	6059 Sterling Dark Solid
9008 Honey	4CZ5 Honey
9009 Black	0835 Black
9010 Light Peacock	4CZ8 Light Peacock
9011 Seagull	4858 Seagull

Tip: Braided cord color is defaulted to cover finish but can be changed if desired.

Actual Dimensions

	Depth	Width	Height
Cup	5½"	6"	5⅔"
Basket	11½"	13½"	7⅝"
Power Hanger	2⅔"	10"	1⅜"

Product Details

Power hangers are standard with a 10' standard black power cord. A 20' cord option is available if additional length is needed. For extra color, braided cord option is available.

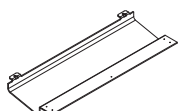
Power hangers are available with either a standard three prong NEMA plug for use with standard receptacles or with Steelcase's proprietary thread low-profile plug for use with one-door and two-door low-profile connectors.

Power hangers are weighted and have a rubberized back to allow them to sit firmly on the worksurface.

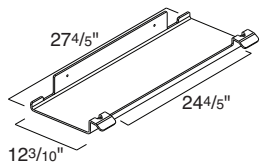
Power cords should not be routed in walkways or where subject to damage.

Over-current protection is standard on power hangers. The reset button is located on the side of the power hanger. If the over-current protection trips, reset by pushing the button back into place.

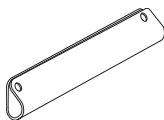
Baskets and cups are cleanable with a damp cloth.



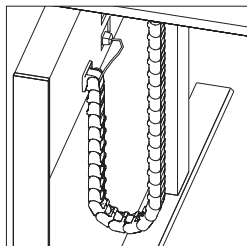
Rectangular cable trays are available as an option or can be ordered separately. 46"W-57¹⁵/₁₆"W desks use the 28"W cable tray. 58"W-72"W desks use the 40"W cable tray. When specifying a desk overhang, see additional cable tray specifying details chart on page 17.




120° cable tray is available on the 120° height-adjustable desks as an option, or can be ordered separately.



Cable catch, optional on rectangle work tables, attaches to the pegs to assist cord and cable routing.



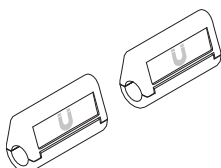
Cable riser, with fence connection, inside dimensions are 1"D x 1"W to accommodate a variety of cord sizes. Overall depth is 2".



Cable brackets, ordered separately, support horizontal cable management below the worksurface. ▶Specifying, page "Standard Includes" on page 111



Inside dimensions of cable brackets are 6"D x 2¹/₄"W x 1¹/₈"H.



Magnetic cable clips are finished in 6053 Seagull with a 6527 Merle magnet logo.

Surface Materials

Power hangers

- 4AY2 Chili
- 4AZ5 Marlin
- 4CZ8 Light Peacock
- 7243 Seagull
- 7360 Merle

Baskets

- P635 Heather Navy exterior with P630 Medium Heather Grey interior
- P636 Light Heather Grey exterior with P631 Dark Heather Grey interior

Accessory cups

- P635 Heather Navy exterior with P630 Medium Heather Grey interior
- P636 Light Heather Grey exterior with P631 Dark Heather Grey interior

Rectangular and 120° cable trays

- P631 Dark Heather Grey

Cable bracket

- 6527 Merle

Cable riser

- 7360 Merle

Cable catch

- P630 Medium Heather Grey
- P631 Dark Heather Grey

Magnetic cable clips

- 6053 Seagull with 6527 Merle magnet symbol

Magnetic name tag

- 6009 Arctic White (erasable)

Flex Active Frames

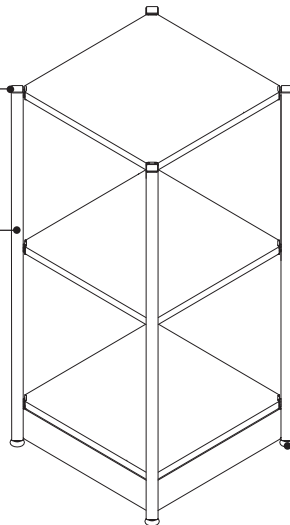
Active frames are made up of structures. They are either 1 wide or 2 wide and come in a minimum of 2 unit high and stretch up to 5 unit high. Frames are steel and can be specified in any paint finish.

► Specifying, pages 116–125

Four top caps are provided to finish the top end of the upright tubes.

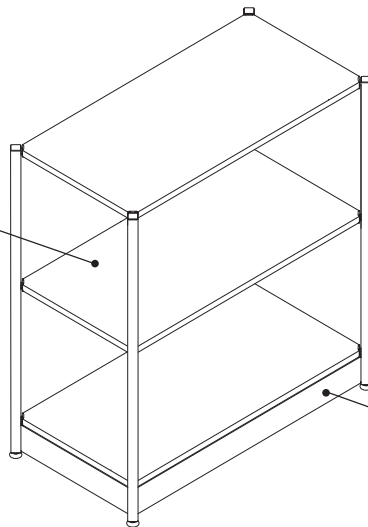
Tubes are a painted 25 mm square, set at a 45° angle, and available in 2 unit, 3 unit, 4 unit, or 5 unit heights.

Tip: Four tubes come standard with the frame and two tubes come standard with the frame extension.



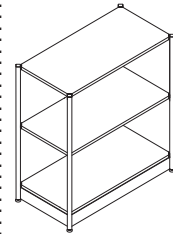
Leveling guides adjust for installations on uneven floors. Adjustability range is 1 7/8".

Shelves have a wood core with a High-Pressure Laminate surface. Shelves connect to the tubes with accompanying shelf connectors. A top and bottom shelf are required to specify on each frame and extension. Additional shelves are available to connect at various heights within the frame or frame extension. The bottom shelves cover the base and can be lifted to access the opening. The top of the unit is also a shelf, so there is actually one more shelf than the height of the unit. When installing, shelf with tipping label cannot be placed at top shelf location. It will default from second from bottom or to top shelf if bottom shelf is not present.

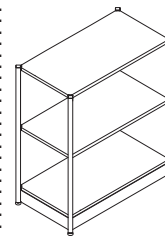


Base is painted and included with each frame and frame extension.

Product Details



Frames (FLXAFFRAME) consist of a base, four tubes, four leveling glides, four top caps, and a counterweight(s) if necessary. All tubes in a frame will be the same height. A top shelf and base shelf will be required to specify and designers will be able to select the number of additional shelves within each frame. Two wide, two unit high shown.



Frame extensions (FLXAFFRAMEEXT) consist of a base, two tubes, two leveling glides, and two top caps. The tubes in a frame extension may be different heights. A base shelf and top shelf are required with each extension, designers will be able to select the remaining number of shelves within the extension. Two wide, two unit high shown.

Frames and frame extensions are available in 1 wide (15 3/4"W) or 2 wide (31 1/2"W). Frame tube heights are expressed in units and are available in 2 unit (36 1/4"H), 3 unit (52 1/8"H), 4 unit (67 7/8"H), or 5 unit (83 3/4"H). All heights are when glides are fully compressed.

Tip: Tube heights on frame extensions can be specified separately to allow for a variety of configurations.

Only one frame (FLXAFFRAME) consisting of four tubes will be needed per configuration. A frame extension (FLXAFFRAMEEXT) with two tubes will be required to build out the remainder of the unit. Please refer to SmartTools for details.

Counterweights for 1 Wide Frame

	2 Unit	3 Unit	4 Unit	5 Unit
No Accessories	0	0	2	2
Infill	0	0	2	2
Fixed Board	0	2	4	4
Mobile Board Clips	0	2	4	4
Infill and Fixed Board	0	4	4	4
Infill and Mobile Board Clips	0	4	4	4
Fixed Board and Mobile Board Clips	0	4	N.A.	N.A.
Infill, Fixed Board, and Mobile Board Clips	0	4	N.A.	N.A.

Counterweights for 2 Wide Frame

	2 Unit	3 Unit	4 Unit	5 Unit
No Accessories	0	0	0	0
Infill	0	0	2	2
Fixed Board	0	2	4	4
Mobile Board Clips	0	2	4	4
Infill and Fixed Board	0	4	4	4
Infill and Mobile Board Clips	0	4	4	4
Fixed Board and Mobile Board Clips	0	4	4	4
Infill, Fixed Board, and Mobile Board Clips	0	4	4	4

Counterweights for 1 Frame + 1 Frame Extension

	2 Unit	3 Unit	4 Unit	5 Unit
No Accessories	0	2	2	2
Infill	0	2	2	2
Fixed Board	0	6	6	6
Mobile Board Clips	0	6	6	6
Infill and Fixed Board	0	6	6	6
Infill and Mobile Board Clips	0	6	6	6
Fixed Board and Mobile Board Clips	0	6	6	6
Infill, Fixed Board, and Mobile Board Clips	0	10	10	10

Counterweights for 1 Frame + 2 Frame Extensions

	2 Unit	3 Unit	4 Unit	5 Unit
No Accessories	0	0	0	0
Infill	0	10	10	10
Fixed Board	0	10	10	10
Mobile Board Clips	0	10	10	10
Infill and Fixed Board	0	10	10	10
Infill and Mobile Board Clips	0	10	10	10
Fixed Board and Mobile Board Clips	0	10	10	10
Infill, Fixed Board, and Mobile Board Clips	0	10	10	10

Counterweights for 1 Frame + 3 Frame Extensions

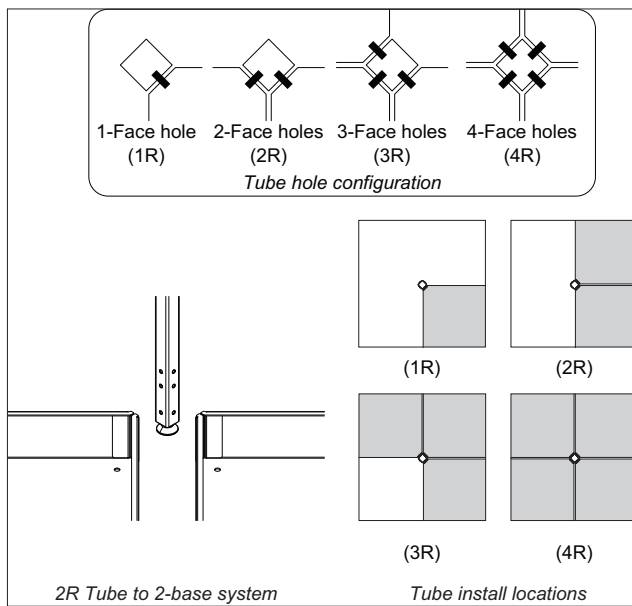
	2 Unit	3 Unit	4 Unit	5 Unit
No Accessories	0	6	6	6
Infill	0	10	10	10
Fixed Board	0	10	10	10
Mobile Board Clips	0	10	10	10
Infill and Fixed Board	0	10	10	10
Infill and Mobile Board Clips	0	10	10	10
Fixed Board and Mobile Board Clips	0	10	10	10
Infill, Fixed Board, and Mobile Board Clips	0	10	10	10

Counterweights for 1 Frame + 4 Frame Extensions

	2 Unit	3 Unit	4 Unit	5 Unit
No Accessories	0	0	0	0
Infill	0	6	6	0
Fixed Board	0	6	6	0
Mobile Board Clips	0	6	6	0
Infill and Fixed Board	0	6	6	0
Infill and Mobile Board Clips	0	6	6	0
Fixed Board and Mobile Board Clips	0	6	6	0
Infill, Fixed Board, and Mobile Board Clips	0	6	6	0

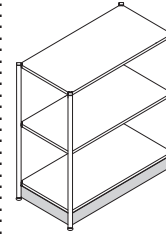
Counterweights are required in certain configurations to ensure product stability and are added as part of the frame. Please refer to SmartTools and the matrix below for further information.

	Connection Holes			
	1	2	3	4
Frame				
Upright 1	•	•	•	•
Upright 2	•	•	•	•
Upright 3	•	•	•	•
Upright 4	•	•	•	•
Frame Extension				
Upright 1	•	•	•	•
Upright 2	•	•	•	•

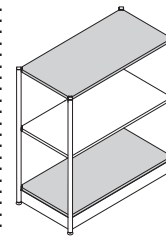


Connection holes refers to the number of faces of the tube (upright) that have holes for attaching shelves. When an upright has 1 connection hole, shelves can only be attached to one side of the upright. These uprights are always on the ends of a configuration. When an upright has 2 connection holes, shelves can be attached on two consecutive sides of the upright. These intermediate uprights are always used to connect frames and extensions that are assembled in a single row. Uprights with 3 connection holes can attach to shelves on three sides. These intermediate uprights are used for L- or T-configurations. Uprights with 4 connection holes can attach to shelves on all four sides. Please refer to SmartTools for details.

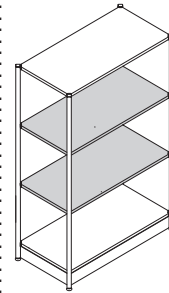
Upright connection holes for frame and frame extensions can be specified as 1, 2, 3, or 4 holes per tube side, allowing for a variety of shelf placements and configurations. *Tip: If choosing to omit a shelf, there will still be connection holes along the tube.*



Base is 3 $\frac{1}{8}$ "H x 15 $\frac{3}{4}$ "W (1 wide) or 31 $\frac{1}{2}$ "W (2 wide). A base is included with each frame and frame extension. Tubes will connect to the base using a flanged hex socket head screw with H5 drive in all four corners.



Top and bottom shelves are required in each frame configuration. Top and bottom shelf connects to the tubes with accompanying shelf connectors, washers and flanged hex socket head screw with H5 drive. One shelf in each frame will have stability guidance and may be installed at any height within the frame except as the bottom shelf.

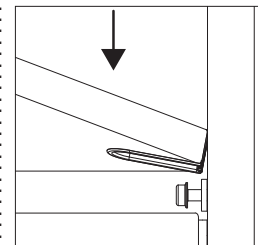


Shelves are 15 $\frac{3}{4}$ "D x 15 $\frac{3}{4}$ "W (1 wide) or 31 $\frac{1}{2}$ "W (2 wide) and $\frac{1}{8}$ " thick. Additional shelves are available and connect at various heights within the frame. All four corners must attach using the shelf connector and screw.

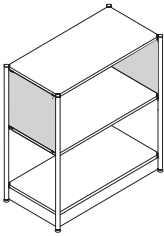
Shelves are High-Pressure Laminate and are available in contrasting finishes. High-Pressure Laminate woodgrain direction will always be horizontal.

1 wide shelves have a weight limit of 49 pounds.

2 wide shelves have a weight limit of 98 pounds.




Nickel-plated shelf connectors come installed in the shelves and are recessed within each corner of the shelf. The shelves are fastened to the tubes at all four corners of the shelf by clamping the shelf connector with a washer, and a flanged hex socket head screw with a H5 drive. A H5 ball tip allen extension bit is included with the frame (**FLXAFFRAME**) to aid in shelf installation.

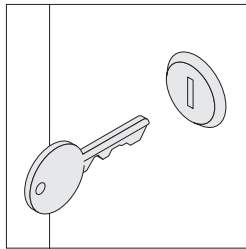


Infills are available and are 3/8" thick and either 15 3/4"W (1 wide) or 31 1/2"W (2 wide) and are available in High-Pressure Laminate or PET. Infills connect in all four corners at the top and bottom of the coordinating shelves and tubes using a plastic connection. Infills are available as a single unit. A maximum of three infills can be installed per shelf. High-Pressure Laminate woodgrain direction will have the option to be horizontal or vertical.

Doors are available and are 3/8" thick and either 15 3/4"W (1 wide) or 31 1/2"W (2 wide) in High-Pressure Laminate with plastic door rails that will secure on the corresponding infills. High-Pressure Laminate woodgrain direction will have the option to be horizontal or vertical. Door pulls are a striped fabric looped material with light elasticity and included with each door.
Tip: You must also specify three High-Pressure Laminate infills in addition to the doors.



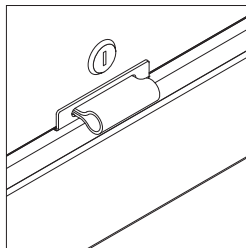
Locks are available field-installed. Optional field-installed locks are available with consecutive, specific, and random keying options.



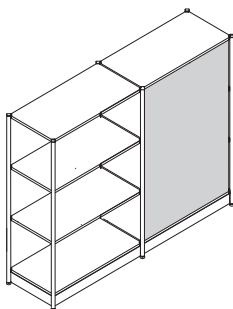
Field-installed lock cylinders (LOCK9201FR or LOCK9250FR) must be specified separately. When cylinders are ordered, the factory will omit lock cylinders from all doors.

▶ Lock and Keying, page 152

Locks are not supported on doors containing electrical appliances or receptacles, as this could violate the national electrical code.



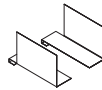
Optional locks on doors are located centered on the door panel and directly above the door pull.



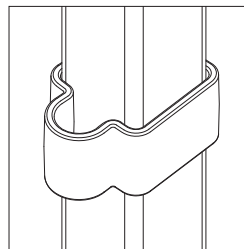
Fixed boards are available and connect to the frame in six places. The bottom of the fixed board must align with a shelf to install on the frame. Fixed boards are available 3 high and 4 high in PET/PET, whiteboard/PET, or laminate/laminate finish.

Fixed Board

	3 H	4 H
1 W	•	•
2 W	•	•



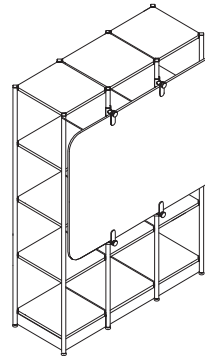
Book ends fit on the front side of a shelf and come in quantities of two.



Cable management clips are plastic and come in packages of six. Cable management clips fit on the frame to help manage cords and wires. Cable management clips can manage a maximum of 0.38" dia. cord or wire.

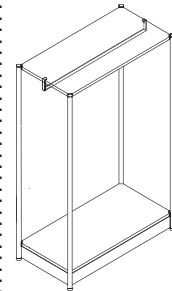


Toolbox comes in a package of four. Toolboxes are molded PET in a light grey finish and come with name tags.

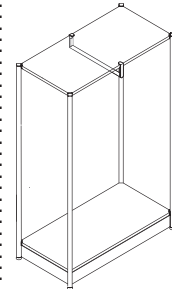


Mobile board clips fit securely on the front of the tube and can move up and down the frame to integrate with Flex mobile boards (FLXMB), Flex cups (FLXCUP) and Flex power hanger (FLXPH) can hang from the front of the clip for easy accessibility. Mobile board clips come in a package of four.

The maximum weight capacity of each mobile board clip is 8 pounds. Mobile board clips may only move along the frame when they are in the unlocked position.



Two wide coat rod



One wide coat rod

Coat rod is available in one wide and two wide and secures under a shelf on each side. The coat rod can be moved on the shelf from front-to-back for desired placement. The one wide coat rod can be oriented in the width or depth direction.

A one wide coat rod has a weight limit of 25 pounds.

A two wide coat rod has a weight limit of 52 pounds.

Maintenance

Markerboard

- Use any high-quality dry erase marker.

NOTICE

The use of low odor markers may cause ghosting to occur. If low odor markers have been used, the surface can be completely cleaned by following the cleaning instructions below.

Maintenance and Care

- Use clean dry eraser or microfiber cloth to remove ink.
- Use Expo cleaner or other markerboard cleaner with microfiber cloth. If the markerboards are used daily, cleaning may be required 2-3 x per week.
- For heavily used markerboards and persistent markings, clean with 91% isopropyl alcohol with a microfiber cloth.

Surface Materials

Tubes and bases for frame and frame extension

- Paint

Shelves

- High-Pressure Laminate

Infills

- High-Pressure Laminate
- P631 Dark Heather Grey PET
- P636 Light Heather Grey PET

Doors

- High-Pressure Laminate

Lock

- 9201 Polished Chrome
- 9250 Ember Chrome

Bookends

- Paint

Mobile board clip

- 6053 Seagull
- 6527 Merle

Cable management clip

- 6527 Merle

Fixed board

- High-Pressure Laminate
- P631 Dark Heather Grey PET
- P636 Light Heather Grey PET
- 2977 White Markerboard

Coat rod

- Paint

Toolbox

- P636 Light Heather Grey PET

Doors and infills with High-Pressure Laminate woodgrain

can be selected with either a horizontal or vertical grain direction.

Shelves with High-Pressure Laminate woodgrain will always have a horizontal woodgrain direction.

Fixed boards with High-Pressure Laminate woodgrain will always have a vertical woodgrain direction.

Monitor back panel on the internal mount media tower is available with a horizontal woodgrain direction only.

Actual Dimensions

Actual Dimensions

Flex Active Frames

Understanding

1 Wide Frame				
	2 High	3 High	4 High	5 High
Depth	17.042"	17.042"	17.042"	17.042"
Width	17.042"	17.042"	17.042"	17.042"
Height	36.296"	52.102"	67.908"	83.714"

2 Wide Frame				
	2 High	3 High	4 High	5 High
Depth	17.042"	17.042"	17.042"	17.042"
Width	32.783"	32.783"	32.783"	32.783"
Height	36.296"	52.102"	67.908"	83.714"

1 Wide Frame Extension				
	2 High	3 High	4 High	5 High
Depth	17.042"	17.042"	17.042"	17.042"
Width	16.392"	16.392"	16.392"	16.392"
Height	36.296"	52.102"	67.908"	83.714"

2 Wide Frame Extension				
	2 High	3 High	4 High	5 High
Depth	17.042"	17.042"	17.042"	17.042"
Width	32.140"	32.140"	32.140"	32.140"
Height	36.296"	52.102"	67.908"	83.714"

Tip: All dimensions shown refer to overall exterior dimensions.

Additional Dimensions

Flex Active Frames

	Width	Height	Thickness
Distance from floor (with glides fully compressed)			
Bottom of base		0.629"	
Top of base		3.778"	
Top of bottom shelf		4.684"	
Exterior base			
1 Wide x 1 Deep	15.433"	3.150"	
2 Wide x 2 Deep	31.181"	3.150"	
Interior base			
1 Wide x 1 Deep	15.283"	3.000"	
2 Wide x 2 Deep	31.031"	3.000"	
Shelf			
1 Wide x 1 Deep	15.512"	15.512"	0.806"
2 Wide x 2 Deep	31.260"	31.260"	0.806"
Height between Shelves			
1 High		15.000"	
2 High		30.806"	
3 High		46.612"	
4 High		62.418"	
5 High		78.224"	
Door			
1 Wide	14.173"	14.646"	0.556"
2 Wide	29.921"	14.646"	0.556"
Infill			
1 Wide	14.350"	14.764"	0.556"
2 Wide	30.098"	14.764"	0.556"
Opening between LH and RH Infills (without doors)			
1 Wide	14.400"		
2 Wide	30.148"		
Opening between LH and RH Infills (with doors)			
1 Wide	14.282"		
2 Wide	30.038"		
Fixed board			
Whiteboard/PET			0.746"
PET/PET			0.700"
1 Wide	14.016"		
2 Wide	29.764"		
3 High		48.031"	
4 High		63.780"	

► **Additional Dimensions, continued on next page**

► Additional Dimensions, continued from previous page

	Depth	Height
Height of opening when door open		13.244"
Outside depth of door and rear infill	15.512"	
Depth from front of shelf to front of rear infill	14.956"	
Depth from back of door to front of rear infill	14.400"	

Flex Active Frame Media Towers

Flex Active Frame Media Tower Internal Mount

Flex active frame

media towers are configured with the same base and extension logic as active frames. Media towers can support a standing and seated posture. To maintain a proper monitor height, standing posture is only available in 5 high and seated posture is only available in 4 high.

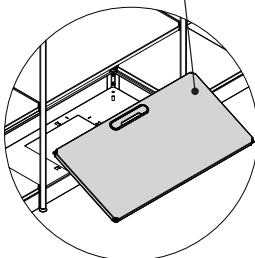
Media tower is an agnostic technology solution, allowing one to bring their own technology application to the system. Customers are responsible for bringing and integrating technology and audio-visual components. Customers must follow all instructions and warnings, for all products involved.

Tip: Consult an AV or IT professional early in the design process for potential technology applications.

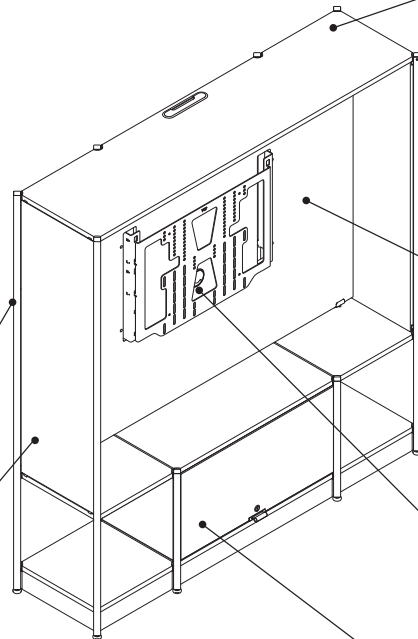
Monitor back panel has a wood core with a High-Pressure Laminate surface.

3 high side infill is available with a High-Pressure Laminate. Only available for internal mounted media tower.

Base is painted and is configured with a 1 wide base, 2 wide base and 1 wide base. The center 2 wide base has an oblong grommet for wire and power routing. Base has a 12"x12" square cutout.



4 High Seated or Lounge

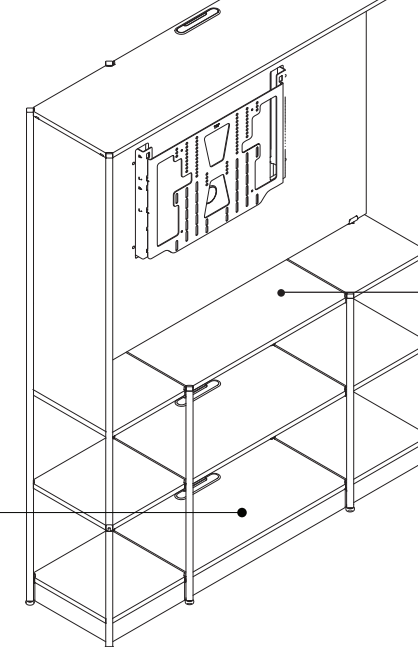


4 wide top shelf has a wood core with a High-Pressure Laminate surface. Shelves connect to the tubes with accompanying shelf connectors. Top shelf is required and will always have an oblong grommet for ceiling power or data routing.

Fixed boards for media towers are suggested to help conceal cords and monitor mount. If selected, two 1 wide and one 2 wide fixed boards will be added. *Tip: Fixed boards are required for open plan applications, but not included in the base price.*

400x400 VESA mounting plate attaches to the active frame tubes with monitor frame brackets and supports various mounting patterns.

5 High Standing

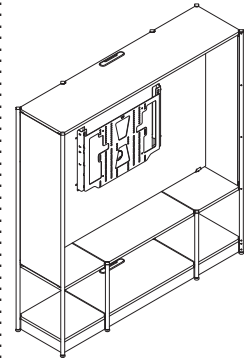


2 wide non-locking door underneath the monitor provides easy storage and access to additional power and technology. Three infills are required to complete the door kit. *Tip: Door and infills are required but not included in base price.*

Center 2 wide shelves include an oblong grommet for easy cable and power routing.

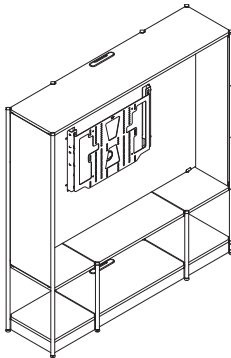
Leveling guides adjust for installations on uneven floors. Adjustability range is 1 7/8".

Product Details



Media tower internal mount 4 high (FLXAFFRAMET1) consist of three bases, eight tubes, eight leveling glides, eight top caps, monitor back panel, top 4 wide shelf, two left 1 wide shelves, two right 1 wide shelves, two center 2 wide shelves, 3 high left and right side infills, a 400x400 VESA mounting plate, monitor mounting frame brackets, and a counterweight(s) if necessary. Bases consist of a 1 wide base, 2 wide base and a 1 wide base. Six tubes in a media tower will be the same height. A base shelf and top shelf is required with each extension or frame.

Media tower internal mount extension (FLXAFFRAMEEXTT1) 4 high consist of three bases, six tubes, six leveling glides, six top caps, monitor back panel, top 4 wide shelf, two left 1 wide shelves, two right 1 wide shelves, two center 2 wide shelves, 3 high left and right side infills, a 400x400 VESA mounting plate, and a counterweight(s) if necessary. Bases consist of a 1 wide base, 2 wide base and a 1 wide base. Two tubes in the back will always be the same height. Two tubes in the front will be short. Two end tube heights will depend on height of what unit is connected to. A base shelf and top shelf is required with each extension or frame.



Internal mount and internal mount extension are also available in 5 high and include an additional center 2 wide shelf, left 1 wide shelf and right 1 wide shelf.

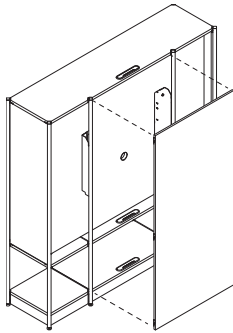
Internal media tower and internal media tower extension are available in 1 deep (15³/₄"D) and 4 wide (63"W).

2 wide non locking door and infills directly beneath monitor provide easy storage and access to additional utility power and technology. Three infills are required to complete the door kit.

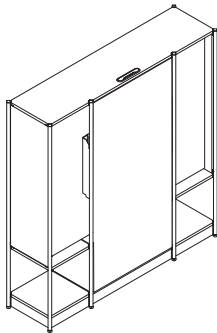
Tip: Door and infills are required but not included in base price.

High-Pressure Laminates with grain direction can be applied in a vertical or horizontal direction. Monitor back panel is available in horizontal grain direction only.

Shelf and infill finishes will be the same for all shelves and infills unless contrasting is selected.



Fixed boards for media towers are suggested to help conceal cords and monitor mount. If selected, two 1 wide and one 2 wide fixed boards will be added. *Tip: Fixed boards are required for open plan applications, but not included in the base price.*



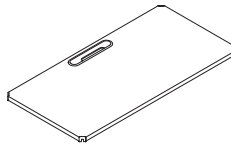
Fixed boards are available and connect to the frame in six places. The bottom of the fixed board must align with a shelf in order to install on the frame. Fixed boards must always align with top of media tower but not required to extend to the floor.

Fixed boards are available 3 high and 4 high in High-Pressure Laminate, PET/PET or whiteboard/PET finish. 5 high fixed boards are available in High-Pressure Laminate only.

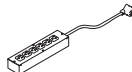
Wiring and Cabling



Monitor back panel and infill (for door) include a round grommet for easy cable and power routing.

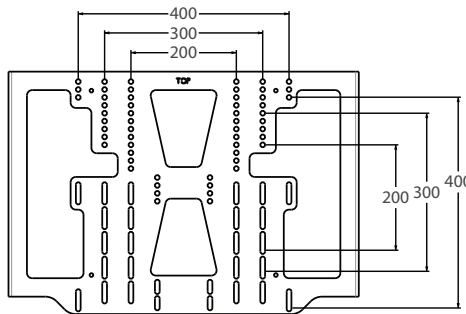


Center 2 wide shelves and top shelf include an oblong grommet for easy cable and power routing.



Media utility power is available with a 9' or 10' standard black power cord. A 20' cord option is available if additional length is needed. For extra color, braided cord option is available.

Media utility power is available with either a standard three prong NEMA plug for use with standard receptacles or with Steelcase's proprietary thread low-profile plug for use with one-door and two-door low-profile connectors.



Media towers include a universal 400x400 VESA mounting plate with the ability to accommodate various mounting patterns.

VESA mounting plates are available in two mounting configurations: internal mount (**FLXAFFRAMET1** and **FLXAFFRAMEEXTT1**) and external mount (**FLXAFFRAMEEXTT2**)

Optional monitor mount hardware package is available and includes hardware to accommodate a variety of monitors.

No larger than 65" monitors should be used on the media tower with a maximum 66 pounds weight capacity.

Surface Materials

Tubes and bases for media towers and media tower extensions

- Paint

Shelves

- High-Pressure Laminate

3 mm edge profile

- Plastic

Monitor back panel

- High-Pressure Laminate

VESA mounting plate

- 7360 Merle

Infills

- High-Pressure Laminate
- P631 Dark Heather Grey PET
- P636 Light Heather Grey PET

Door

- High-Pressure Laminate

Fixed board

- High-Pressure Laminate
- P631 Dark Heather Grey PET
- P636 Light Heather Grey PET
- 2977 White Markerboard

Media utility power cord

Standard rubber cord

- Black
- White

Braided cord

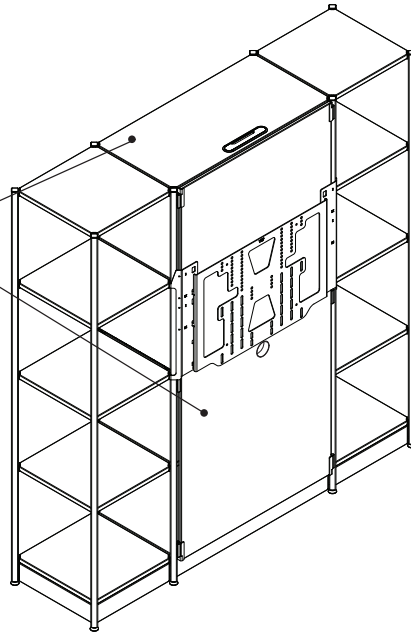
- 9002 Silver
- 9003 Fuchsia
- 9004 Marlin
- 9006 Chili
- 9007 Sterling
- 9008 Honey
- 9009 Black
- 9010 Light Peacock
- 9011 Seagull
- 9012 Merle
- 9013 Brass

Flex Active Frame Media Towers

Flex Active Frame Media Tower External Mount

Media tower external mount has two heights, 4 high supports seated/ lounge postures and 5 high supports standing posture. External mount extension requires an extension and base frame on either side of the media tower.

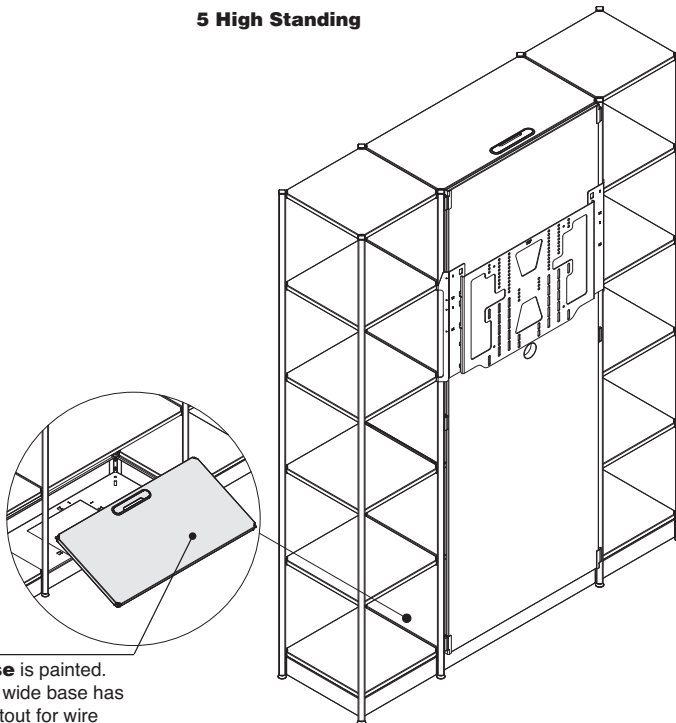
4 High Seated or Lounge



High-Pressure Laminate fixed board with round grommet provides clean aesthetics and conceals cable, power, or other cords. Fixed board is required for external media tower and must be same height as the unit.
Tip: Infill is required but not included in base price.

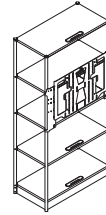
Center 2 wide shelves include an oblong grommet for easy cable and power routing at every center shelf location.

5 High Standing

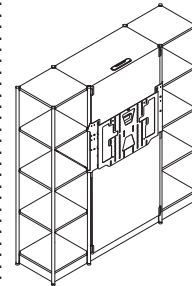


2 wide base is painted. The center 2 wide base has an oblong cutout for wire and power routing. Base has a 12"x12" square cutout.

Product Details

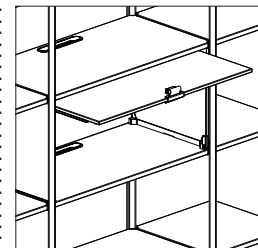


Media tower external mount extension (FLXAFFRAMEEXT2) consist of one 2 wide base, two tubes, two leveling glides, two top caps, top shelf, three center shelves, and a 400x400 VESA mounting plate.



Media tower external mount extension requires an extension and base frame on either side of the media tower.
Tip: Additional frame and extensions are required but not included in the base price.

External media mount extension is available in 1 deep (15³/₄"D) and 2 wide (31¹/₂"D).



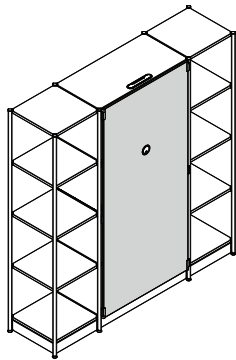
Door, shelf, and grommet infill are required on external media towers to house additional power and technology. The door is always located on the third shelf from the bottom on both 4 high and 5 high external media towers.

Door and infills are always placed on the third shelf from the bottom for both 4 high or 5 high media tower external mount extensions.

Tip: Door and infills are required but not included in base price.

2 wide non-locking door and infills directly behind monitor provide easy storage and access to additional utility power and technology. Three infills are required to complete the door kit.

Tip: Door and infills are required but not included in base price.



Fixed board is required for media towers to help conceal cords and monitor mount. Fixed board must be same height as the unit.

Tip: Fixed board is required, but not included in the base price.

2 wide non-locking door and infills directly beneath monitor provide easy storage and access to additional utility power and technology. Three infills are required to complete the door kit. The rear infill has a round grommet for cable management.

Tip: Door and infills are required but not included in base price.

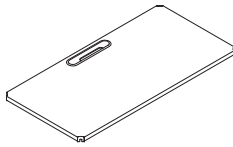
High-Pressure Laminates with grain direction can be applied in a vertical or horizontal direction. Shelves available in horizontal grain direction only.

Shelf finishes will be the same for all shelves unless contrasting is selected.

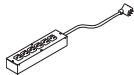
Wiring and Cabling



Infill includes a round grommet for easy cable and power routing.

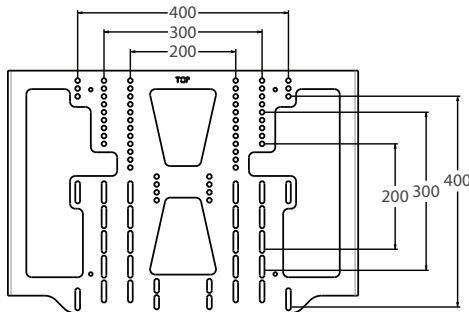


Center 2 wide shelves and top shelf include an oblong grommet for easy cable and power routing.



Media utility power is available with a 9' or 10' standard black power cord. A 20' cord option is available if additional length is needed. Braided cord is available and comes in 11 color options.

Media utility power is available with either a standard three prong NEMA plug for use with standard receptacles or with Steelcase's proprietary thread low-profile plug for use with one-door and two-door low-profile connectors.



Media towers include a universal 400x400 VESA mounting plate with the ability to accommodate various mounting patterns.

VESA mounting plates are available in two mounting configurations: internal mount (**FLXAFFRAMET1** and **FLXAFFRAMEEXTT1**) and external mount (**FLXAFFRAMEEXTT2**)

Optional monitor mount hardware package is available and includes hardware to accommodate a variety of monitors.

No larger than 65" monitors should be used on the media tower with a maximum 66 pounds weight capacity.

Surface Materials

Tubes and bases for media towers and media tower extensions

- Paint

Shelves

- High-Pressure Laminate

3 mm edge profile

- Plastic

Monitor back panel

- High-Pressure Laminate

VESA mounting plate

- 7360 Merle

Infills

- High-Pressure Laminate
- P631 Dark Heather Grey PET
- P636 Light Heather Grey PET

Door

- High-Pressure Laminate

Media utility power cord

Standard rubber cord

- Black
- White

Braided cord

- 9002 Silver
- 9003 Fuchsia
- 9004 Marlin
- 9006 Chili
- 9007 Sterling
- 9008 Honey
- 9009 Black
- 9010 Light Peacock
- 9011 Seagull
- 9012 Merle
- 9013 Brass

Flex Active Frames Work Island

Work islands are configured with the same base and extension logic as active frames. To maintain a proper gathering height, work islands are only available 2 high. To reach the proper gathering height, a 4" high piling shelf is added to the 2 high unit.

The width of work islands is fixed and can be filled by the combination of 1 and 2 wide frames and extensions.

A work bridge can be configured when a knee space is needed to accommodate stools. The same 80²/₅" overall width applies, but this unit can have a minimum 14¹/₂" to maximum 46" wide knee span. Both ends of the unit need to be supported by frames of either size and the configuration does not need to be symmetrical.

Work islands are available as 1 or 2 deep configurations.
 ▶ Specifying, pages 134–135

Continuous top is 78³/₄"W (5 wide) x 15³/₄"D (1 deep) or 31¹/₂"D (2 deep) and 1" thick. Continuous top is available in High-Pressure Laminate with a 3 mm edge profile to match top finish. Corners are always square with no overhangs on the left or right. Pilot holes always present to accommodate all configuration options.

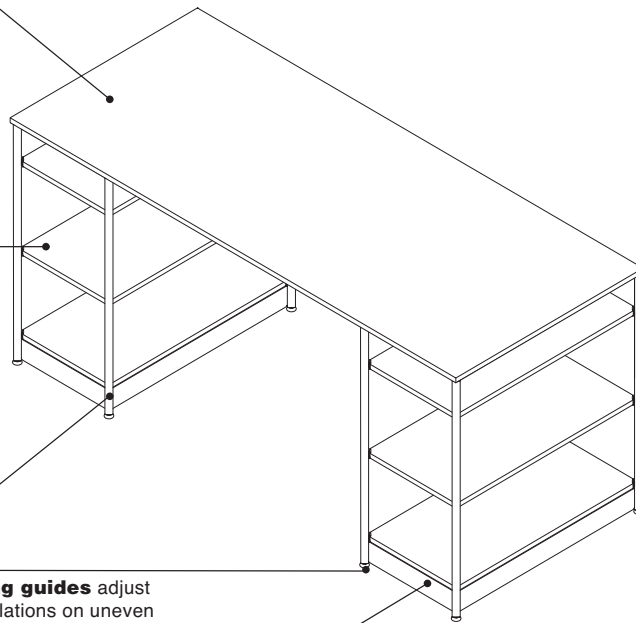
Shelves have a wood core with a High-Pressure Laminate surface. Shelves connect to the tubes with accompanying shelf connectors. A top and bottom shelf is required in all applications. Additional shelves are available to connect at various heights within the frame or frame extension.

Tubes are a painted 25 mm square, set at a 45° angle, and available as an end or intermediate.

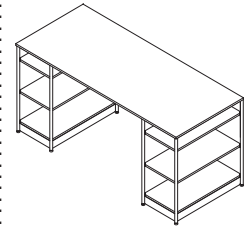
Tip: Four tubes come standard with the frame and two tubes come standard with the frame extension.

Leveling guides adjust for installations on uneven floors. Adjustability range is 1⁷/₈".

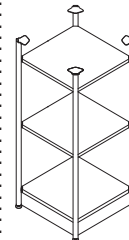
Base is painted and included with each frame and frame extension.



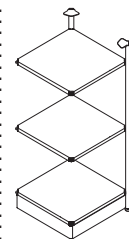
Product Details



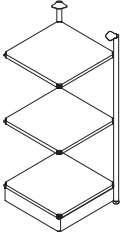
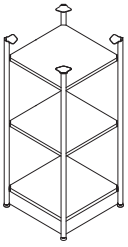
Work bridge application consists of a continuous top with two work island frames and an opening between the two. Each work island frame consists of four tubes and four leveling guides. Additional shelves are available. When no extension is used with a frame, all three shelves are required.



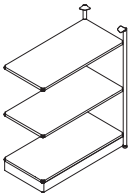
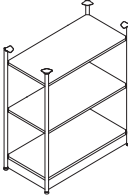
Work island frames (FLXAFCTFRAME) consist of a base, four tubes, and four leveling guides. Additional shelves are available.



Work island frame extensions (FLXAFCTFRAMEEXT) consist of a base, two tubes, top shelf, and two leveling guides. Additional shelves are available.



1 wide x 1 deep



2 wide x 1 deep

Work island frames and work island frame extensions are available in 1 wide (15³/₄"W) or 2 wide (31¹/₂"W) and 1 deep (15³/₄"D) or 2 deep (31¹/₂"D).

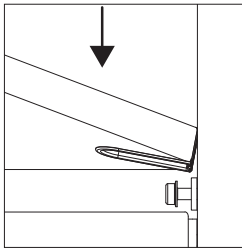
Only one frame (FLXAFFRAME) consisting of four tubes will be needed per configuration. Two to four frame extensions (**FLXAFFRAMEEXT**) with two tubes will be required to build out the remainder of the unit. Please refer to SmartTools for details.

	Connection Holes	
	1	2
Work Island Frame		
Upright 1	•	•
Upright 2	•	•
Work Island Extension		
Upright 1	•	•
Upright 2	•	•

Upright connection holes for work island frame and work island extension can be specified as 1 or 2 holes per tube side, allowing for shelf placement. Upright 1 and 2 must have same number of connection holes.

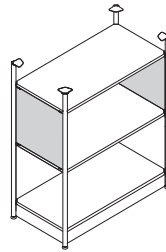
Tip: If choosing to omit a shelf, there will still be connection holes along the tube.

Shelves are 15³/₄"D x 15³/₄"W (1 wide) or 31¹/₂"W (2 wide) and ⁴/₈" thick. When attached to an extension, the middle shelves are optional and connect at various heights within the frame. All four corners must attach using the shelf connector. Shelves are available in contrasting finishes.




Nickel-plated shelf connectors come installed in the shelves and are recessed within each corner of the shelf. The shelves are fastened to the tubes at all four corners of the shelf by clamping the shelf connector with a washer, and a flanged hex socket head screw with a H5 drive.

Center panels are required on a 2 deep work bridge or work island frame to separate the space between the two sides. Center panels can be used with doors on both sides or doors on no sides, however not with a door on only one side. Center panel and side infill finish must match.

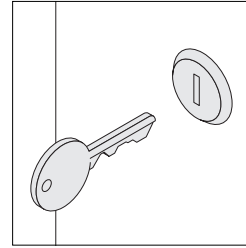


Infills are available and are ³/₈" thick and either 15³/₄"W (1 wide) or 31¹/₂"W (2 wide) and are available in High-Pressure Laminate or PET. Infills connect in all four corners at the top and bottom of the coordinating shelves and tubes using a plastic connection. Infills are available in a single infill.

Doors are available and are ³/₈" thick and either 15³/₄"W (1 wide) or 31¹/₂"W (2 wide) in High-Pressure Laminate with plastic door rails that will secure on the corresponding infills. Door pulls are a striped fabric looped material with light elasticity and included with each door. *Tip: You must also specify three High-Pressure Laminate infills in addition to the door infills and center panels.*

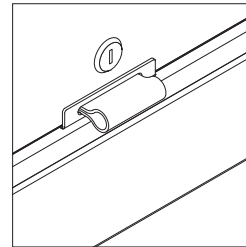


Locks are available or field-installed. Optional field-installed locks are available with consecutive, specific, and random keying options.

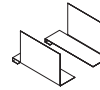


Field-installed lock cylinders (LOCK9201FR or LOCK9250FR) must be specified separately. When cylinders are ordered, the factory will omit lock cylinders from all doors.

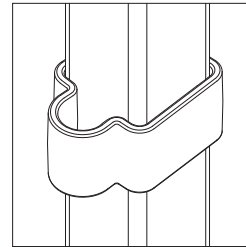
▶ Lock and Keying, page 152



Optional locks on doors are located centered on the door panel and directly above the door pull.



Book ends fit on the front side of a shelf and come in quantities of two.



Cable management clips are plastic and come in packages of six. Cable management clips fit on the frame to help manage cords and wires. Cable management clips can manage a maximum of 0.38" dia. cord or wire.



Toolbox comes in a package of four. Toolboxes are molded PET in a light grey finish.

Surface Materials

Tubes and bases for work island frame and work island frame extension

- Paint

Shelves

- High-Pressure Laminate

Continuous top

- High-Pressure Laminate

3 mm edge profile

- Plastic

Infills

- High-Pressure Laminate
- P631 Dark Heather Grey PET
- P636 Light Heather Grey PET

Doors

- High-Pressure Laminate

Lock

- 9201 Polished Chrome
- 9250 Ember Chrome

Bookends

- Paint

Cable management clip

- 6527 Merle

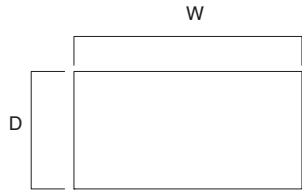
Toolbox

- P636 Light Heather Grey PET

Actual Dimensions

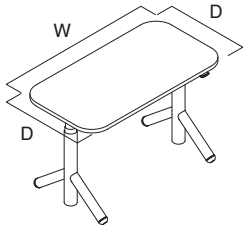
Flex Active Frames Work Island

Work Island Worksurface		
	1 Deep	2 Deep
Depth	17.402"	33.150"
Width	80.394"	80.394"
Thickness	0.993"	0.993"



Additional Dimensions			
	Depth	Width	Height
Depth from front of shelf to inside of center infill	15.352"		
Depth from back of door to front of center infill	14.976"		
Worksurface			
1 Deep	17.402"		
2 Deep	33.150"		
5 Wide		80.394"	
Height to top of worksurface (with glides fully compressed)			41.385"
Height to bottom of worksurface (with glides fully compressed)			40.391"
Opening height from top shelf to worksurface bottom			4.096"
Opening between tubes			
1 Wide		14.461"	
2 Wide		30.209"	
3 Wide		45.957"	
Outermost planning widths			
1 Wide frame		17.042"	
2 Wide frame		32.783"	
1 Wide extension		16.392"	
2 Wide extension		32.140"	
On-center planning connections			
1 Wide x 1 Deep		15.748"	
2 Wide x 2 Deep		31.496"	

Rectangle Height-Adjustable Desks



Tip: Height-adjustable desks shipping to Illinois will receive 9' power cord.

Tip: Attachment hardware is intended for worksurfaces 1" thick only.

Tip: Composite veneer group 2 upcharge is in addition to the composite veneer group 1 cost.

Tip: High-Pressure Laminate group 2 and group 3 upcharge is in addition to the High-Pressure Laminate group 1 cost.

Tip: The 9" overhang is available on 58"W or larger desks.

Tip: Desks 70"W or larger allow for single or dual overhang.

Tip: When specifying a desk overhang, see understanding for additional cable tray specifying details.
▶ See page 21

Tip: On 23"/24"D and less than 58"W desks, only single and dual flat panel monitor arm applications are permitted for use.
▶ See *Steelcase Worktools Specification Guide*.

Tip: For desks 29"/30"D x 58"W and greater additional monitor arm configurations are allowed.
▶ See *Steelcase Worktools Specification Guide*.

Standard Includes	Required to Specify
<ul style="list-style-type: none"> ▶ Need help? Product details, page 20 • Worksurface: <ul style="list-style-type: none"> – High-Pressure Laminate price group 1 with 3 mm plastic edge – Wood group 1 veneer with matching 3 mm square edge, if selected • Electric height-adjustable sit-to-stand base: paint price group 1 • Active touch controller • Foot: paint price group 1 • Roller: plastic • Modular widths: 46", 58", or 70" • Attachment hardware • No overhang on worksurface • Power cord: 10' with standard plug 	<ol style="list-style-type: none"> 1 Style number 2 Desk depth 3 Desk width 4 High-Pressure Laminate, composite veneer, or wood color number for worksurface 5 Plastic color number for edge on laminate worksurface, if selected 6 Paint color number for base 7 Paint color number for foot 8 Plastic color number for roller 9 Options, if selected (see below) <p>▶ See <i>Surface Materials</i>, page 146.</p>

Surface Materials	Options	U.S. Price	Required to Specify
	Top		
	• High-Pressure Laminate price group 1	Prices at right	Specify laminate color number.
	• Customiz stain	No cost	Specify <i>with customiz stain</i> .
	• High-Pressure Laminate price group 2		Specify laminate color number.
	– 46"W–54"W	+\$ 27	Specify laminate color number.
	– 54 ¹ / ₁₆ "W–66"W	+\$ 36	Specify laminate color number.
	– 66 ¹ / ₁₆ "W–72"W	+\$ 44	Specify laminate color number.
	• High-Pressure Laminate price group 3		Specify laminate color number.
	– 46"W–54"W	+\$ 53	Specify laminate color number.
	– 54 ¹ / ₁₆ "W–66"W	+\$ 71	Specify laminate color number.
	– 66 ¹ / ₁₆ "W–72"W	+\$ 88	Specify laminate color number.
	• Composite veneer price group 1	Prices at right	Specify veneer color number.
• Composite veneer price group 2	+\$ 108	Specify veneer color number.	
• Veneer price group 1	Prices at right	Specify veneer color number.	
• Open Line laminate	+\$ 111 plus cost of laminate	▶ See <i>Surface Materials Reference Manual</i> .	
	Base		
	• Paint price group 1	No cost	Specify paint color number.
	• Paint price group 2	+\$ 24	Specify paint color number.
	Foot		
	• Paint price group 1	No cost	Specify paint color number.
	• Paint price group 2	+\$ 24	Specify paint color number.
• Paint price group 3	+\$ 44	Specify paint color number.	
Size	• Modular • Parametric	No cost No cost	Specify modular. Specify parametric.
Overhang	• No overhang • Overhang—left • Overhang—left and right • Overhang—right	No cost No cost No cost No cost	Specify <i>with no overhang</i> . Specify <i>with overhang left</i> . Specify <i>with overhang left and right</i> . Specify <i>with overhang right</i> .
Power Configuration	• No under worksurface power • Under worksurface only – 46"W–57 ¹ / ₁₆ "W – 58"W–72"W • Under worksurface clamp with USB A+C 20W – 46"W–57 ¹ / ₁₆ "W – 58"W–72"W • Under worksurface clamp with USB-C – 46"W–57 ¹ / ₁₆ "W – 58"W–72"W	No cost +\$ 516 +\$ 551 +\$ 868 +\$ 904 +\$1216 +\$1250	Specify <i>with no under worksurface power</i> . Specify <i>with under worksurface power</i> . Specify <i>with under worksurface power</i> . Specify <i>with under worksurface clamp with USB A+C 20W</i> . Specify <i>with under worksurface clamp with USB A+C 20W</i> . Specify <i>with under worksurface clamp with USB-C</i> . Specify <i>with under worksurface clamp with USB-C</i> .

▶ Options, continued on next page

► Options, continued from previous page

Options	U.S. Price	Required to Specify
Power Cord		
• 10' standard cord	No cost	Specify with 10' standard cord.
• 10' braided cord	+\$ 80	Specify with 10' braided cord.
• 20' standard cord	+\$ 80	Specify with 20' standard cord.
• 20' braided cord	+\$238	Specify with 20' braided cord.
• 8' curly cord	+\$346	Specify with 8' curly cord.
Power Plug Type		
• Standard NEMA 5-15 3-prong	No cost	Specify with standard NEMA 5-15 3-prong.
• Thread low profile plug	+\$ 43	Specify with thread low profile plug.
PVC		
• With PVC	No cost	Specify with PVC.
• Non PVC	+\$ 37	Specify with non PVC.
Cable Tray		
• No cable tray	No cost	Specify with no cable tray.
• With cable tray	Price below	Specify with cable tray.
Controller		
• Active touch controller	No cost	Specify with active touch controller.
• Simple touch controller	-\$ 78	Specify with simple touch controller.
Antimicrobial		
• Non-antimicrobial	No cost	Specify with non-antimicrobial.
• With antimicrobial	No cost	Specify with antimicrobial.
Brake		
• No brake	No cost	Specify with no brake.
• With brake	+\$ 75	Specify with brake.

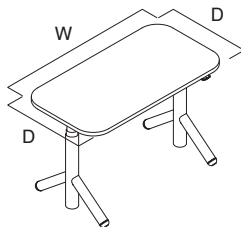
Tip: Standard plug is a NEMA 5-15 3-prong plug.

Tip: The standard active touch controller is Bluetooth enabled to allow pairing with the Steelcase Rise app.

Tip: Antimicrobial can be specified only when specifying simple touch controller.

Specification Information

Style Number	Depth	U.S. Base Prices						Option
		Width						
		Modular	46"W	N.A.	58"W	N.A.	70"W	(Add \$ to Base Price)
		Parametric	46"W-	48 1/16"W-	54 1/16"W-	60 1/16"W-	66 1/16"W-	Cable Tray
			48"W	54"W	60"W	66"W	72"W	



Rectangle Height-Adjustable Desks

High-Pressure Laminate Price Group 1—Basic Height

FLXSRQ	23" or 24"	\$2599	\$2680	\$2760	\$2847	\$2934	+\$198
	29" or 30"	\$2915	\$3008	\$3097	\$3191	\$3289	+\$223

Composite Veneer Price Group 1—Basic Height

FLXSRQ	23" or 24"	\$3450	\$3545	\$3639	\$3742	\$3839	+\$198
	29" or 30"	\$3804	\$3910	\$4010	\$4123	\$4229	+\$223

Veneer Price Group 1—Basic Height

FLXSRQ	23" or 24"	\$3536	\$3632	\$3726	\$3831	\$3930	+\$198
	29" or 30"	\$3893	\$4001	\$4101	\$4215	\$4323	+\$223

High-Pressure Laminate Price Group 1—Extended Height

FLXERQ	23" or 24"	\$2821	\$2906	\$2995	\$3089	\$3180	+\$198
	29" or 30"	\$3163	\$3261	\$3360	\$3462	\$3566	+\$223

Composite Veneer Price Group 1—Extended Height

FLXERQ	23" or 24"	\$3672	\$3771	\$3874	\$3984	\$4085	+\$198
	29" or 30"	\$4052	\$4163	\$4273	\$4394	\$4506	+\$223

Veneer Price Group 1—Extended Height

FLXERQ	23" or 24"	\$3758	\$3858	\$3961	\$4073	\$4176	+\$198
	29" or 30"	\$4141	\$4254	\$4364	\$4486	\$4600	+\$223

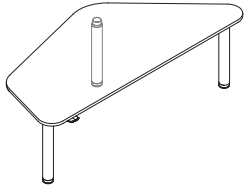


For Canadian Pricing

Multiply U.S. Price by the Canadian price factor.

► See page 1 for details.

120° Height-Adjustable Desks



Tip: Height-adjustable desks shipping to Illinois will receive 9' power cord.

Tip: Attachment hardware is intended for worksurfaces 1" thick only.

Tip: Composite veneer group 2 upcharge is in addition to the composite veneer group 1 cost.

Tip: Veneer group 3 upcharge is in addition to the veneer group 1 cost.

Tip: Standard plug is a NEMA 5-15 3-prong plug.

Tip: The standard active touch controller is Bluetooth enabled to allow pairing with the Steelcase Rise app.

Standard Includes		Required to Specify	
<ul style="list-style-type: none"> ▶ Need help? Product details, page 24 	<ul style="list-style-type: none"> • Worksurface: <ul style="list-style-type: none"> – High-Pressure Laminate price group 1 with 3 mm plastic edge – Wood group 1 veneer with matching 3 mm square edge, if selected • Electric height-adjustable sit-to-stand base: paint price group 1 • Active touch controller • Power cord: 10' with standard plug • Slide glide: plastic • Attachment hardware 	<ol style="list-style-type: none"> 1 Style number 2 Desk depth 3 Desk width 4 High-Pressure Laminate, composite veneer, or wood color number for worksurface 5 Plastic color number for edge on laminate worksurface, if selected 6 Paint color number for base 7 Plastic color number for glide 8 Options, if selected (see below) 	<ul style="list-style-type: none"> ▶ See <i>Surface Materials</i>, page 146.
Surface Materials	Options	U.S. Price	Required to Specify
	Top <ul style="list-style-type: none"> • High-Pressure Laminate price group 1 • Customiz stain • High-Pressure Laminate price group 2 • High-Pressure Laminate price group 3 • Veneer price group 3 • Composite veneer price group 1 • Composite veneer price group 2 • Veneer price group 1 • Open Line laminate 	Prices at right No cost +\$ 36 +\$ 69 +\$ 417 +\$ 785 +\$ 108 +\$ 863 +\$ 111 plus cost of laminate	Specify laminate color number. Specify <i>with customiz stain</i> . Specify laminate color number. Specify laminate color number. Specify veneer color number. Specify composite veneer color number. Specify composite veneer color number. Specify veneer color number. ▶ See <i>Surface Materials Reference Manual</i> .
	Base <ul style="list-style-type: none"> • Paint price group 1 • Paint price group 2 	No cost +\$ 24	Specify paint color number. Specify paint color number.
	Modesty panel <ul style="list-style-type: none"> • Paint price group 1 • Paint price group 2 • Paint price group 3 	No cost +\$ 22 +\$ 40	Specify paint color number. Specify paint color number. Specify paint color number.
	Handedness <ul style="list-style-type: none"> • Left hand • Right hand 	No cost No cost	Specify left hand. Specify right hand.
	Depth—Left <ul style="list-style-type: none"> • 22¹/₁₆" • 40⁷/₁₆" 	No cost No cost	Specify 22 ¹ / ₁₆ "D left. Specify 40 ⁷ / ₁₆ "D left.
	Depth—Right <ul style="list-style-type: none"> • 22¹/₁₆" • 40⁷/₁₆" 	No cost No cost	Specify 22 ¹ / ₁₆ "D right. Specify 40 ⁷ / ₁₆ "D right.
	Power Configuration <ul style="list-style-type: none"> • No under worksurface power • Under worksurface only • Under worksurface clamp with USB A+C 20W • Under worksurface clamp with USB-C 	No cost +\$ 551 +\$ 904 +\$1250	Specify <i>with no under worksurface power</i> . Specify <i>with under worksurface power</i> . Specify <i>with under worksurface clamp with USB A+C 20W</i> . Specify <i>with under worksurface clamp with USB-C</i> .
	Power Cord <ul style="list-style-type: none"> • 10' standard cord • 10' braided cord • 20' standard cord • 20' braided cord • 8' curly cord 	No cost +\$ 80 +\$ 80 +\$ 238 +\$ 346	Specify <i>with 10' standard cord</i> . Specify <i>with 10' braided cord</i> . Specify <i>with 20' standard cord</i> . Specify <i>with 20' braided cord</i> . Specify <i>with 8' curly cord</i> .
	Power Plug Type <ul style="list-style-type: none"> • Standard NEMA 5-15 3-prong • Thread low profile plug 	No cost +\$ 43	Specify <i>with standard NEMA 5-15 3-prong</i> . Specify <i>with thread low profile plug</i> .
	PVC <ul style="list-style-type: none"> • With PVC • Non PVC 	No cost +\$ 37	Specify <i>with PVC</i> . Specify <i>with non PVC</i> .
	Controller <ul style="list-style-type: none"> • Active touch controller • Simple touch controller 	No cost –\$ 78	Specify <i>with active touch controller</i> . Specify <i>with simple touch controller</i> .

▶ Options, continued on next page

► **Options, continued from previous page**

	Options	U.S. Price	Required to Specify
Antimicrobial	<ul style="list-style-type: none"> • Non-antimicrobial • With antimicrobial 	No cost No cost	Specify <i>with non-antimicrobial</i> . Specify <i>with antimicrobial</i> .
Magnetic Cable Clips	<ul style="list-style-type: none"> • No magnetic cable clips • With magnetic cable clips 	No cost +\$103	Specify <i>with no magnetic cable clips</i> . Specify <i>with magnetic cable clips</i> .
Cable Tray	<ul style="list-style-type: none"> • No cable tray • With cable tray 	No cost +\$198	Specify <i>with no cable tray</i> . Specify <i>with cable tray</i> .
Modesty Panel	<ul style="list-style-type: none"> • No modesty panel • Modesty panel 	No cost +\$705	Specify <i>with no modesty panel</i> . Specify <i>with modesty panel</i> .

Tip: Antimicrobial can be specified only when specifying simple touch controller.

Tip: Magnetic cable clips come in a pack of two when ordered with the height-adjustable desk style number.

Specification Information

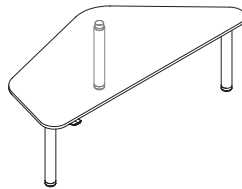
Style Number	U.S. Base Price
.....

120° Straight Desk Height-Adjustable, Basic Height

FLXSWS3 \$3364

120° Straight Desk Height-Adjustable, Extended Height

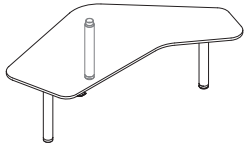
FLXEWS3 \$3652



Specifying

 **For Canadian Pricing**
Multiply U.S. Price by the Canadian price factor.
► See page 1 for details.

120° Height-Adjustable Corner Desks



Tip: Height-adjustable desks shipping to Illinois will receive 9' power cord.

Tip: Attachment hardware is intended for worksurfaces 1" thick only.

Tip: Composite veneer group 2 upcharge is in addition to the composite veneer group 1 cost.

Tip: Veneer group 3 upcharge is in addition to the veneer group 1 cost.

Tip: Standard plug is a NEMA 5-15 3-prong plug.



For Canadian Pricing
Multiply U.S. Price by the Canadian price factor.
▶ See page 1 for details.

Standard Includes		Required to Specify	
▶ Need help? Product details, page 24	<ul style="list-style-type: none"> • Worksurface: <ul style="list-style-type: none"> – High-Pressure Laminate price group 1 with 3 mm plastic edge – Wood group 1 veneer with matching 3 mm square edge, if selected • Electric height-adjustable sit-to-stand base: paint price group 1 • Active touch controller • Power cord: 10' with standard plug • Slide glide: plastic • Attachment hardware 	<ol style="list-style-type: none"> 1 Style number 2 Desk depth 3 Desk width 4 High-Pressure Laminate, composite veneer, or wood color number for worksurface 5 Plastic color number for edge on laminate worksurface, if selected 6 Paint color number for base 7 Plastic color number for glide 8 Options, if selected (see below) 	▶ See <i>Surface Materials</i> , page 146.
Surface Materials	Options	U.S. Price	Required to Specify
	Top <ul style="list-style-type: none"> • High-Pressure Laminate price group 1 • Customiz stain • High-Pressure Laminate price group 2 • High-Pressure Laminate price group 3 • Veneer price group 3 • Composite veneer price group 1 • Composite veneer price group 2 • Veneer price group 1 • Open Line laminate 	Prices at right No cost +\$ 36 +\$ 69 +\$ 417 +\$ 785 +\$ 108 +\$ 863 +\$ 111 plus cost of laminate	Specify laminate color number. Specify <i>with customiz stain</i> . Specify laminate color number. Specify laminate color number. Specify veneer color number. Specify composite veneer color number. Specify composite veneer color number. Specify veneer color number. ▶ See <i>Surface Materials Reference Manual</i> .
	Base <ul style="list-style-type: none"> • Paint price group 1 • Paint price group 2 	No cost +\$ 24	Specify paint color number. Specify paint color number.
	Modesty panel <ul style="list-style-type: none"> • Paint price group 1 • Paint price group 2 • Paint price group 3 	No cost +\$ 22 +\$ 40	Specify paint color number. Specify paint color number. Specify paint color number.
	Handedness <ul style="list-style-type: none"> • Left hand • Right hand 	No cost No cost	Specify left hand. Specify right hand.
	Depth—Left <ul style="list-style-type: none"> • 14¼" • 23¼" 	No cost No cost	Specify 14¼"D left. Specify 23¼"D left.
	Depth—Right <ul style="list-style-type: none"> • 14¼" • 23¼" 	No cost No cost	Specify 14¼"D right. Specify 23¼"D right.
	Power Configuration <ul style="list-style-type: none"> • No under worksurface power • Under worksurface only • Under worksurface clamp with USB A+C 20W • Under worksurface clamp with USB-C 	No cost +\$ 551 +\$ 904 +\$1250	Specify <i>with no under worksurface power</i> . Specify <i>with under worksurface power</i> . Specify <i>with under worksurface clamp with USB A+C 20W</i> . Specify <i>with under worksurface clamp with USB-C</i> .
	Power Cord <ul style="list-style-type: none"> • 10' standard cord • 10' braided cord • 20' standard cord • 20' braided cord • 8' curly cord 	No cost +\$ 80 +\$ 80 +\$ 238 +\$ 346	Specify <i>with 10' standard cord</i> . Specify <i>with 10' braided cord</i> . Specify <i>with 20' standard cord</i> . Specify <i>with 20' braided cord</i> . Specify <i>with 8' curly cord</i> .
	Power Plug Type <ul style="list-style-type: none"> • Standard NEMA 5-15 3-prong • Thread low profile plug 	No cost +\$ 43	Specify <i>with standard NEMA 5-15 3-prong</i> . Specify <i>with thread low profile plug</i> .
	PVC <ul style="list-style-type: none"> • With PVC • Non PVC 	No cost +\$ 37	Specify <i>with PVC</i> . Specify <i>with non PVC</i> .

▶ Options, continued on next page

► **Options, continued from previous page**

Options	U.S. Price	Required to Specify
Controller <ul style="list-style-type: none"> Active touch controller Simple touch controller 	No cost -\$ 78	Specify with active touch controller. Specify with simple touch controller.
Antimicrobial <ul style="list-style-type: none"> Non-antimicrobial With antimicrobial 	No cost No cost	Specify with non-antimicrobial. Specify with antimicrobial.
Magnetic Cable Clips <ul style="list-style-type: none"> No magnetic cable clips With magnetic cable clips 	No cost +\$103	Specify with no magnetic cable clips. Specify with magnetic cable clips.
Cable Tray <ul style="list-style-type: none"> No cable tray With cable tray 	No cost +\$198	Specify with no cable tray. Specify with cable tray.
Modesty Panel <ul style="list-style-type: none"> No modesty panel Modesty panel 	No cost +\$705	Specify with no modesty panel. Specify with modesty panel.

Tip: The standard active touch controller is Bluetooth enabled to allow pairing with the Steelcase Rise app.

Tip: Antimicrobial can be specified only when specifying simple touch controller.

Tip: Magnetic cable clips come in a pack of two when ordered with the height-adjustable desk style number.

Specification Information

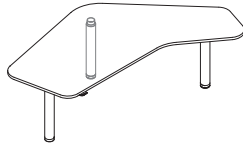
Style Number	U.S. Base Price
.....

120° Corner Desk Height-Adjustable, Basic Height

FLXSWC3 \$3398

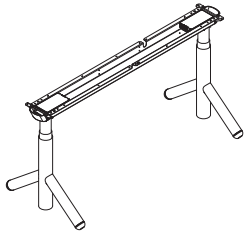
120° Corner Desk Height-Adjustable, Extended Height

FLXEWC3 \$3687



 **For Canadian Pricing**
Multiply U.S. Price by the Canadian price factor.
► See page 1 for details.

Rectangle Height-Adjustable Bases



Tip: Attachment hardware is intended for worksurfaces 1" thick only.

Tip: The 9" overhang is available on 58"W or larger desks.

Tip: Desks 70"W or larger allow for single or dual overhang.

Tip: When specifying a desk overhang, see understanding for additional cable tray specifying details.

► See page 21.

Tip: Standard plug is a NEMA 5-15 3-prong plug.

Tip: On 23"/24"D and less than 58"W desks, only single and dual flat panel monitor arm applications are permitted for use.

► See Steelcase Worktools Specification Guide.

Tip: For desks 29"/30"D x 58"W and greater additional monitor arm configurations are allowed. See Steelcase Worktools Specification Guide.

Tip: The standard active touch controller is Bluetooth enabled to allow pairing with the Steelcase Rise app.

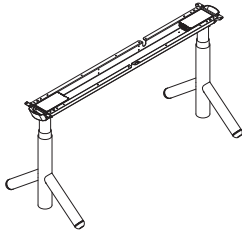
Tip: Antimicrobial can be specified only when specifying simple touch controller.

Standard Includes	Required to Specify
<ul style="list-style-type: none"> ► Need help? Product details, page 20 • Electric height-adjustable sit-to-stand base: paint price group 1 • Foot: paint price group 1 • Roller: plastic • Active touch controller • Modular widths: 46", 58", or 70" • Attachment hardware • No overhang on worksurface • Power cord: 10' with standard plug 	<ol style="list-style-type: none"> 1 Style number 2 Base depth 3 Base width 4 Paint color number for base 5 Paint color number for foot 6 Plastic color number for roller 7 Options, if selected (see below) <p>► See <i>Surface Materials</i>, page 146.</p>

Options	U.S. Price	Required to Specify
Surface Materials <ul style="list-style-type: none"> • Paint price group 1 • Paint price group 2 	No cost +\$ 24	Specify paint color number. Specify paint color number.
Foot <ul style="list-style-type: none"> • Paint price group 1 • Paint price group 2 • Paint price group 3 	No cost +\$ 24 +\$ 44	Specify paint color number. Specify paint color number. Specify paint color number.
Size <ul style="list-style-type: none"> • Modular • Parametric 	No cost No cost	Specify modular. Specify parametric.
Overhang <ul style="list-style-type: none"> • No overhang • Overhang—left • Overhang—left and right • Overhang—right 	No cost No cost No cost No cost	Specify <i>with no overhang</i> . Specify <i>with overhang left</i> . Specify <i>with overhang left and right</i> . Specify <i>with overhang right</i> .
Power Configuration <ul style="list-style-type: none"> • No under worksurface power • Under worksurface only <ul style="list-style-type: none"> – 46"W–57¹⁵/₁₆"W +\$ 516 – 58"W–72"W +\$ 551 • Under worksurface clamp with USB A+C 20W <ul style="list-style-type: none"> – 46"W–57¹⁵/₁₆"W +\$ 868 – 58"W–72"W +\$ 904 • Under worksurface clamp with USB-C <ul style="list-style-type: none"> – 46"W–57¹⁵/₁₆"W +\$1216 – 58"W–72"W +\$1250 	No cost +\$ 516 +\$ 551 +\$ 868 +\$ 904 +\$1216 +\$1250	Specify <i>with no under worksurface power</i> . Specify <i>with under worksurface power</i> . Specify <i>with under worksurface power</i> . Specify <i>with under worksurface clamp with USB A+C 20W</i> . Specify <i>with under worksurface clamp with USB A+C 20W</i> . Specify <i>with under worksurface clamp with USB-C</i> . Specify <i>with under worksurface clamp with USB-C</i> .
Power Cord <ul style="list-style-type: none"> • 10' standard cord • 10' braided cord • 20' standard cord • 20' braided cord • 8' curly cord 	No cost +\$ 80 +\$ 80 +\$ 238 +\$ 346	Specify <i>with 10' standard cord</i> . Specify <i>with 10' braided cord</i> . Specify <i>with 20' standard cord</i> . Specify <i>with 20' braided cord</i> . Specify <i>with 8' curly cord</i> .
Power Plug Type <ul style="list-style-type: none"> • Standard NEMA 5-15 3-prong • Thread low profile plug 	No cost +\$ 43	Specify <i>with standard NEMA 5-15 3-prong</i> . Specify <i>with thread low profile plug</i> .
PVC <ul style="list-style-type: none"> • With PVC • Non PVC 	No cost +\$ 37	Specify <i>with PVC</i> . Specify <i>with non PVC</i> .
Cable Tray <ul style="list-style-type: none"> • No cable tray • With cable tray 	No cost Price at right	Specify <i>with no cable tray</i> . Specify <i>with cable tray</i> .
Controller <ul style="list-style-type: none"> • Active touch controller • Simple touch controller 	No cost –\$ 78	Specify <i>with active touch controller</i> . Specify <i>with simple touch controller</i> .
Antimicrobial <ul style="list-style-type: none"> • Non-antimicrobial • With antimicrobial 	No cost No cost	Specify <i>with non-antimicrobial</i> . Specify <i>with antimicrobial</i> .
Brake <ul style="list-style-type: none"> • No brake • With brake 	No cost +\$ 75	Specify <i>with no brake</i> . Specify <i>with brake</i> .

Specification Information

Style Number	Depth		U.S. Base Prices					Option
			Modular	Width				
			46"W	N.A.	58"W	N.A.	70"W	(Add \$ to
		Parametric	46"W-	48 1/16"W-	54 1/16"W-	60 1/16"W-	66 1/16"W-	Base Price)
			48"W	54"W	60"W	66"W	72"W	Cable Tray



Rectangle Height-Adjustable Bases

Basic Height							
FLXSRQB	23" or 24"	\$2459	\$2538	\$2618	\$2708	\$2791	+\$198
	29" or 30"	\$2769	\$2861	\$2890	\$2941	\$2968	+\$223
Extended Height							
FLXERQB	23" or 24"	\$2667	\$2753	\$2838	\$2935	\$3029	+\$198
	29" or 30"	\$3005	\$3101	\$3138	\$3188	\$3218	+\$223

Specifying

 **For Canadian Pricing**
Multiply U.S. Price by the
Canadian price factor.
▶ See page 1 for details.

Rectangle Work Table—Seated Height



Four glides

► Need help?
Product details,
page 28

Standard Includes

- Top:
 - High-Pressure Laminate price group 1 with 3 mm plastic edge
 - Wood group 1 veneer with matching 3 mm square edge, if selected
- Frame: paint price group 1
- Pegs:
 - Paint price group 1
 - Paint price group 2
 - Paint price group 3
 - Lux Coatings
- 1" adjustable glides:
 - 6053 Seagull
 - 6527 Merle
- Attachment hardware

Required to Specify

- 1 Style number
 - 2 Table depth
 - 3 Table width
 - 4 High-Pressure Laminate, composite veneer, or wood color number for worksurface
 - 5 Plastic color number for edge on laminate worksurface, if selected
 - 6 Paint color number for frame
 - 7 Paint color number for pegs
 - 8 Plastic color number for glides
 - 9 Options, if selected (see below)
- See *Surface Materials*, page 146.

Tip: Composite veneer group 2 upcharge is in addition to the composite veneer group 1 cost.

Tip: Veneer group 3 upcharge is in addition to the veneer group 1 cost.

	Options	U.S. Price	Required to Specify
Surface Materials	Top		
	• High-Pressure Laminate price group 1	Prices at right	Specify laminate color number.
	• Customiz stain	No cost	Specify <i>with customiz stain</i> .
	• High-Pressure Laminate price group 2		
	– 46"W	+\$ 27	Specify laminate color number.
	– 58"W	+\$ 36	Specify laminate color number.
	– 70"W	+\$ 36	Specify laminate color number.
	• High-Pressure Laminate price group 3		
	– 46"W	+\$ 52	Specify laminate color number.
	– 58"W	+\$ 69	Specify laminate color number.
	– 70"W	+\$ 69	Specify laminate color number.
	• Composite veneer price group 1	Prices at right	Specify composite veneer color number.
	• Composite veneer price group 2	+\$108	Specify composite veneer color number.
• Veneer price group 1	Prices at right	Specify wood color number.	
• Veneer price group 3	+\$417	Specify wood color number.	
• Open Line laminate	+\$111 plus cost of laminate	► See <i>Surface Materials Reference Manual</i> .	
	Frame		
	• Paint price group 1	No cost	Specify paint color number.
	• Paint price group 2	+\$ 68	Specify paint color number.
	• Paint price group 3	+\$114	Specify paint color number.
Cable Catch	• No cable catch	No cost	Specify <i>with no cable catch</i> .
	• With cable catch		
	– 46"W	+\$205	Specify <i>with 46"W cable catch</i> .
	– 58"W	+\$228	Specify <i>with 58"W cable catch</i> .
– 70"W	+\$249	Specify <i>with 70"W cable catch</i> .	
Mobility	• Static—4 glides	No cost	Specify <i>with 4 glides</i> .
	• Mobile—2 glides and 2 wheels	+\$ 78	Specify <i>with 2 glides and 2 wheels</i> .



For Canadian Pricing

Multiply U.S. Price by the Canadian price factor.

► See page 1 for details.



Four glides

Specification Information				
Style Number	Depth	U.S. Base Prices		
		46"W	58"W	70"W
High-Pressure Laminate Price Group 1				
FLXWTL	23"	\$1390	\$1447	\$1552
	29"	\$1510	\$1589	\$1711
Composite Veneer Price Group 1				
FLXWTL	23"	\$2265	\$2351	\$2484
	29"	\$2426	\$2527	\$2678
Veneer Price Group 1				
FLXWTL	23"	\$2352	\$2442	\$2576
	29"	\$2518	\$2621	\$2775

Specifying

 **For Canadian Pricing**
Multiply U.S. Price by the
Canadian price factor.
▶ See page 1 for details.

Rectangle Work Tables—Standing Height



Four glides

► Need help?
Product details,
page 28

Standard Includes

- Top:
 - High-Pressure Laminate price group 1 with 3 mm plastic edge
 - Wood group 1 veneer with matching 3 mm square edge, if selected
- Frame: paint price group 1
- Footrest, if selected: paint price group 1
- Pegs: paint or Lux Coatings
- Wheels or 1" adjustable glides:
 - 6053 Seagull
 - 6527 Merle
- Attachment hardware

Required to Specify

- 1 Style number
 - 2 Table depth
 - 3 Table width
 - 4 High-Pressure Laminate or wood color number for worksurface
 - 5 Plastic color number for edge on laminate worksurface, if selected
 - 6 Paint color number for frame
 - 7 Paint color number for footrest
 - 8 Paint color number for pegs
 - 9 Plastic color number for wheels or glides, if selected
 - 10 Options, if selected (see below)
- See *Surface Materials*, page 146.

	Options	U.S. Price	Required to Specify
Surface Materials	Top		
	• High-Pressure Laminate price group 1	Prices at right	Specify laminate color number.
	• Customiz stain	No cost	Specify <i>with customiz stain</i> .
	• High-Pressure Laminate price group 2		
	– 46"W	+\$ 27	Specify laminate color number.
	– 58"W	+\$ 36	Specify laminate color number.
	– 70"W	+\$ 36	Specify laminate color number.
	• High-Pressure Laminate price group 3		
	– 46"W	+\$ 52	Specify laminate color number.
	– 58"W	+\$ 69	Specify laminate color number.
	– 70"W	+\$ 69	Specify laminate color number.
	• Composite veneer price group 1	Prices at right	Specify veneer color number.
	• Composite veneer price group 2	+\$108	Specify veneer color number.
	• Veneer price group 1	Prices at right	Specify wood color number.
• Veneer price group 3	+\$417	Specify wood color number.	
• Open Line laminate	+\$111 plus cost of laminate	► See <i>Surface Materials Reference Manual</i> .	
	Frame		
	• Paint price group 1	No cost	Specify paint color number.
	• Paint price group 2	+\$ 68	Specify paint color number.
	• Paint price group 3	+\$114	Specify paint color number.
	Footrest		
	• Paint price group 1	No cost	Specify paint color number.
	• Paint price group 2	+\$ 37	Specify paint color number.
	• Paint price group 3	+\$ 68	Specify paint color number.
Cable Catch	• No cable catch	No cost	Specify <i>with no cable catch</i> .
	• With cable catch		
	– 46"W	+\$205	Specify <i>with 46"W cable catch</i> .
	– 58"W	+\$228	Specify <i>with 58"W cable catch</i> .
	– 70"W	+\$249	Specify <i>with 70"W cable catch</i> .
Mobility	• Static—4 glides	No cost	Specify <i>with 4 glides</i> .
	• Mobile—2 glides and 2 wheels	+\$ 78	Specify <i>with 2 glides and 2 wheels</i> .



For Canadian Pricing

Multiply U.S. Price by the Canadian price factor.

► See page 1 for details.



Four glides

Specification Information

Style Number	Depth	U.S. Base Prices		
		46"W	58"W	70"W
High-Pressure Laminate Price Group 1				
FLXWTH	23"	\$2036	\$2205	\$2418
	29"	\$2201	\$2390	\$2625
Composite Veneer Price Group 1				
FLXWTH	23"	\$2911	\$3109	\$3350
	29"	\$3117	\$3328	\$3592
Veneer Price Group 1				
FLXWTH	23"	\$2998	\$3200	\$3442
	29"	\$3209	\$3422	\$3689

Specifying

 **For Canadian Pricing**
Multiply U.S. Price by the
Canadian price factor.
▶ See page 1 for details.

Rectangle Work Tables—Bases Only

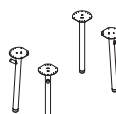
	Standard Includes	Required to Specify
<ul style="list-style-type: none"> ▶ Need help? Product details, page 28 	<ul style="list-style-type: none"> • Frame: paint price group 1 • Footrest, if selected: paint price group 1 • Pegs: <ul style="list-style-type: none"> – Paint price group 1 – Paint price group 2 – Paint price group 3 – Lux Coatings • Wheels or 1" adjustable glides: <ul style="list-style-type: none"> – 6053 Seagull – 6527 Merle • Attachment hardware 	<ol style="list-style-type: none"> 1 Style number 2 Table depth 3 Table width 4 Paint color number for frame 5 Paint color number for footrest 6 Paint color number for pegs 7 Plastic color number for wheels or glides, if selected 8 Options, if selected (see below) <ul style="list-style-type: none"> ▶ See <i>Surface Materials</i>, page 146.

	Options	U.S. Price	Required to Specify
Surface Materials	Frame		
	<ul style="list-style-type: none"> • Paint price group 1 • Paint price group 2 • Paint price group 3 	No cost +\$ 68 +\$114	Specify paint color number. Specify paint color number. Specify paint color number.
	Footrest		
	<ul style="list-style-type: none"> • Paint price group 1 • Paint price group 2 • Paint price group 3 	No cost +\$ 37 +\$ 68	Specify paint color number. Specify paint color number. Specify paint color number.
Cable Catch	<ul style="list-style-type: none"> • No cable catch • With cable catch <ul style="list-style-type: none"> – 46"W – 58"W – 70"W 	No cost +\$205 +\$228 +\$249	Specify <i>with no cable catch</i> . Specify <i>with 46"W cable catch</i> . Specify <i>with 58"W cable catch</i> . Specify <i>with 70"W cable catch</i> .
Mobility	<ul style="list-style-type: none"> • Static—4 glides • Mobile—2 glides and 2 wheels 	No cost +\$ 78	Specify <i>with 4 glides</i> . Specify <i>with 2 glides and 2 wheels</i> .

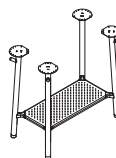
Specification Information				
Style Number	Depth	U.S. Base Prices		
		46"W	58"W	70"W

Rectangle Seated Height				
FLXWTLB	Depth	46"W	58"W	70"W
	23"	\$1231	\$1287	\$1387
	29"	\$1342	\$1415	\$1532

Rectangle Standing Height				
FLXWTHB	Depth	46"W	58"W	70"W
	23"	\$1878	\$2046	\$2250
	29"	\$2035	\$2217	\$2444

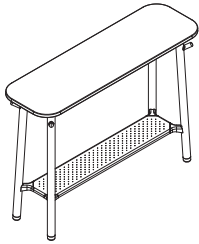


Four glides



Four glides

 **For Canadian Pricing**
 Multiply U.S. Price by the Canadian price factor.
 ▶ See page 1 for details.



► Need help?
Product details,
page 28

Standard Includes

- Top:
 - High-Pressure Laminate price group 1 with 3 mm plastic edge
 - Wood group 1 veneer with matching 3 mm square edge, if selected
- Frame: paint price group 1
- Footrest, if selected: paint price group 1
- Pegs: paint or Lux Coatings
- 1" adjustable glides:
 - 6053 Seagull
 - 6527 Merle
- Attachment hardware

Required to Specify

- 1 Style number
- 2 Table depth
- 3 Table width
- 4 High-Pressure Laminate, veneer, or wood color number for worksurface
- 5 Plastic color number for profile edge on laminate worksurface, if selected
- 6 Paint color number for frame
- 7 Paint color number for footrest
- 8 Paint color number for pegs
- 9 Plastic color number for glides
- 10 Options, if selected (see below)
 - See *Surface Materials*, page 146.

	Options	U.S. Price	Required to Specify
Surface Materials	Top		
	• High-Pressure Laminate price group 1	Price below	Specify laminate color number.
	• Customiz stain	No cost	Specify <i>with customiz stain</i> .
	• High-Pressure Laminate price group 2	+\$ 36	Specify laminate color number.
	• High-Pressure Laminate price group 3	+\$ 69	Specify laminate color number.
	• Composite veneer price group 1	Price below	Specify veneer color number.
	• Composite veneer price group 2	+\$108	Specify veneer color number.
	• Veneer price group 1	Price below	Specify wood color number.
	• Veneer price group 3	+\$417	Specify wood color number.
	• Open Line laminate	+\$111 plus cost of laminate	► See <i>Surface Materials Reference Manual</i> .
	Frame		
	• Paint price group 1	No cost	Specify paint color number.
	• Paint price group 2	+\$ 68	Specify paint color number.
• Paint price group 3	+\$114	Specify paint color number.	
Footrest			
• Paint price group 1	No cost	Specify paint color number.	
• Paint price group 2	+\$ 37	Specify paint color number.	
• Paint price group 3	+\$ 68	Specify paint color number.	

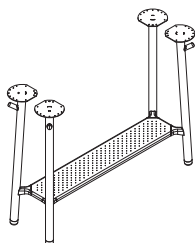
Specification Information

Dimensions		Style	U.S.
D	W	Number	Base Price
High-Pressure Laminate Price Group 1			
18"	58"	FLXSLIM	\$2124
Composite Veneer Price Group 1			
18"	58"	FLXSLIM	\$2999
Veneer Price Group 1			
18"	58"	FLXSLIM	\$3086

Specifying

 **For Canadian Pricing**
Multiply U.S. Price by the Canadian price factor.
► See page 1 for details.

Slim Table—Base Only, Standing Height



	Standard Includes	Required to Specify
<ul style="list-style-type: none"> ▶ Need help? Product details, page 28 	<ul style="list-style-type: none"> • Frame: paint price group 1 • Footrest, if selected: paint price group 1 • Pegs: paint or Lux Coatings • 1" adjustable glides: <ul style="list-style-type: none"> – 6053 Seagull – 6527 Merle • Attachment hardware 	<ol style="list-style-type: none"> 1 Style number 2 Paint color number for frame 3 Paint color number for footrest 4 Paint color number for pegs 5 Plastic color number for glides 6 Options, if selected (see below) <ul style="list-style-type: none"> ▶ See <i>Surface Materials</i>, page 146.

	Options	U.S. Price	Required to Specify
Surface Materials	Frame		
	<ul style="list-style-type: none"> • Paint price group 1 • Paint price group 2 • Paint price group 3 	<ul style="list-style-type: none"> No cost +\$ 68 +\$114 	<ul style="list-style-type: none"> Specify paint color number. Specify paint color number. Specify paint color number.
	Footrest		
	<ul style="list-style-type: none"> • Paint price group 1 • Paint price group 2 • Paint price group 3 	<ul style="list-style-type: none"> No cost +\$ 37 +\$ 68 	<ul style="list-style-type: none"> Specify paint color number. Specify paint color number. Specify paint color number.

Specification Information			
• Dimensions		• Style	• U.S.
D	W	Number	Base Price
18"	58"	FLXSLIMB	\$1988



For Canadian Pricing
 Multiply U.S. Price by the Canadian price factor.
 ▶ See page 1 for details.

Single Tables—Seated Height

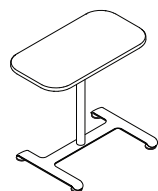
Single Tables
—Seated Height

Standard Includes	Required to Specify
<ul style="list-style-type: none"> ▶ Need help? Product details, page 30 • Top: <ul style="list-style-type: none"> – High-Pressure Laminate price group 1 with 3 mm plastic edge – Wood group 1 veneer with matching 3 mm square edge, if selected • Frame: paint price group 1 • Attachment hardware 	<ol style="list-style-type: none"> 1 Style number 2 High-Pressure Laminate or wood color number for worksurface 3 Plastic color number for edge on laminate worksurface, if selected 4 Paint color number for frame 5 Options, if selected (see below) <p>▶ See <i>Surface Materials</i>, page 146.</p>

Options	U.S. Price	Required to Specify
Surface Materials <ul style="list-style-type: none"> • Top • Customiz stain • High-Pressure Laminate price group 1 • Veneer price group 1 • High-Pressure Laminate price group 2 • High-Pressure Laminate price group 3 • Composite veneer price group 1 • Composite veneer price group 2 • Veneer price group 3 • Open Line laminate 	<p>No cost Prices below</p> <p>Prices below +\$ 18</p> <p>+\$ 36</p> <p>Prices below +\$108 +\$417 +\$111 plus cost of laminate</p>	<p>Specify <i>with customiz stain</i>. Specify laminate color number.</p> <p>Specify veneer color number. Specify laminate color number.</p> <p>Specify laminate color number.</p> <p>Specify veneer color number. Specify veneer color number. Specify veneer color number.</p> <p>▶ See <i>Surface Materials Reference Manual</i>.</p>
Frame <ul style="list-style-type: none"> • Paint price group 1 • Paint price group 2 • Paint price group 3 	<p>No cost +\$ 68 +\$114</p>	<p>Specify paint color number. Specify paint color number. Specify paint color number.</p>
Mobility <ul style="list-style-type: none"> • Static—4 glides • Mobile—2 glides and 2 wheels 	<p>No cost +\$ 78</p>	<p>Specify <i>with 4 glides</i>. Specify <i>with 2 glides and 2 wheels</i>.</p>

Tip: Mobile caster option includes two locking and two non-locking soft casters.

Tip: Attaching monitor arms to single tables with casters or glides is not permitted due to tipping hazards.



Specification Information		
Dimensions	Style	U.S.
D W	Number	Base Price

Rectangle Single Table

High-Pressure Laminate Price Group 1

18"	33"	FLXSRTL	\$1037
-----	-----	---------	--------

Composite Veneer Price Group 1

18"	33"	FLXSRTL	\$1882
-----	-----	---------	--------

Veneer Price Group 1

18"	33"	FLXSRTL	\$1966
-----	-----	---------	--------

Chevron Single Table

High-Pressure Laminate Price Group 1

20"	33½"	FLXSCTL	\$1166
-----	------	---------	--------

Composite Veneer Price Group 1

20"	33½"	FLXSCTL	\$2011
-----	------	---------	--------

Veneer Price Group 1

20"	33½"	FLXSCTL	\$2095
-----	------	---------	--------

Single Tables—Standing Height

Standard Includes	Required to Specify
<ul style="list-style-type: none"> ▶ Need help? Product details, page 30 • Top: <ul style="list-style-type: none"> – High-Pressure Laminate price group 1 with 3 mm plastic edge – Wood group 1 veneer with matching 3 mm square edge, if selected • Frame: paint price group 1 • Attachment hardware 	<ol style="list-style-type: none"> 1 Style number 2 High-Pressure Laminate or wood color number for worksurface 3 Plastic color number for edge on laminate worksurface, if selected 4 Paint color number for frame 5 Options, if selected (see below) <p>▶ See <i>Surface Materials</i>, page 146.</p>

Options	U.S. Price	Required to Specify
Surface Materials <ul style="list-style-type: none"> • Customiz stain • High-Pressure Laminate price group 1 • Veneer price group 1 • High-Pressure Laminate price group 2 • High-Pressure Laminate price group 3 • Composite veneer price group 1 • Composite veneer price group 2 • Veneer price group 3 • Open Line laminate 	No cost Prices below and at right Prices below and at right +\$ 18 +\$ 36 Prices below and at right +\$108 +\$417 +\$111 plus cost of laminate	Specify <i>with customiz stain</i> . Specify laminate color number. Specify veneer color number. Specify laminate color number. Specify laminate color number. Specify veneer color number. Specify veneer color number. Specify veneer color number. ▶ See <i>Surface Materials Reference Manual</i> .
Frame <ul style="list-style-type: none"> • Paint price group 1 • Paint price group 2 • Paint price group 3 	No cost +\$ 68 +\$114	Specify paint color number. Specify paint color number. Specify paint color number.
Mobility <ul style="list-style-type: none"> • Static—4 glides • Mobile—2 glides and 2 wheels 	No cost +\$ 78	Specify <i>with 4 glides</i> . Specify <i>with 2 glides and 2 wheels</i> .

Tip: Mobile caster option includes two locking and two non-locking soft casters.

Tip: Attaching monitor arms to single tables with casters or glides is not permitted due to tipping hazards.



Specification Information		
Dimensions	Style	U.S.
D W	Number	Base Price

Rectangle Single Table

High-Pressure Laminate Price Group 1

18"	33"	FLXSRTH	\$1305
-----	-----	----------------	--------

Composite Veneer Price Group 1

18"	33"	FLXSRTH	\$2150
-----	-----	----------------	--------

Veneer Price Group 1

18"	33"	FLXSRTH	\$2234
-----	-----	----------------	--------

▶ **Specification Information, continued on next page**

For Canadian Pricing
 Multiply U.S. Price by the Canadian price factor.
 ▶ See page 1 for details.

► **Specification Information, continued from previous page**

Specification Information			
Dimensions		Style Number	U.S. Base Price
D	W		



Chevron Single Table

High-Pressure Laminate Price Group 1

20"	33 ³ / ₈ "	FLXSCTH	\$1432
-----	----------------------------------	----------------	--------

Composite Veneer Price Group 1

20"	33 ³ / ₈ "	FLXSCTH	\$2277
-----	----------------------------------	----------------	--------

Veneer Price Group 1

20"	33 ³ / ₈ "	FLXSCTH	\$2361
-----	----------------------------------	----------------	--------

Specifying

 **For Canadian Pricing**
 Multiply U.S. Price by the
 Canadian price factor.
 ► See page 1 for details.

Single Tables—Pneumatic Height

	Standard Includes	Required to Specify
▶ Need help? Product details, page 30	<ul style="list-style-type: none"> • Top: <ul style="list-style-type: none"> – High-Pressure Laminate price group 1 with 3 mm plastic edge – Wood group 1 veneer with matching 3 mm square edge, if selected • Frame: paint price group 1 • Pneumatic adjustable column <ul style="list-style-type: none"> – 7360 Merle – 73ZW Pearl Snow • Attachment hardware 	<ol style="list-style-type: none"> 1 Style number 2 High-Pressure Laminate or wood color number for worksurface 3 Plastic color number for edge on laminate worksurface, if selected 4 Paint color number for frame 5 Paint color number for column 6 Options, if selected (see below) <p>▶ See <i>Surface Materials</i>, page 146.</p>

	Options	U.S. Price	Required to Specify
Surface Materials	Top		
	• Customiz stain	No cost	Specify <i>with customiz stain</i> .
	• High-Pressure Laminate price group 1	Prices below and at right	Specify laminate color number.
	• Veneer price group 1	Prices below and at right	Specify veneer color number.
	• High-Pressure Laminate price group 2	+\$ 18	Specify laminate color number.
	• High-Pressure Laminate price group 3	+\$ 36	Specify laminate color number.
	• Composite veneer price group 1	Prices below and at right	Specify veneer color number.
	• Composite veneer price group 2	+\$108	Specify veneer color number.
	• Veneer price group 3	+\$417	Specify veneer color number.
	• Open Line laminate	+\$111 plus cost of laminate	▶ See <i>Surface Materials Reference Manual</i> .
	Frame		
	• Paint price group 1	No cost	Specify paint color number.
	• Paint price group 2	+\$ 68	Specify paint color number.
	• Paint price group 3	+\$114	Specify paint color number.
Mobility	• Static—4 glides	No cost	Specify <i>with 4 glides</i> .
	• Mobile—2 glides and 2 wheels	+\$ 78	Specify <i>with 2 glides and 2 wheels</i> .

Tip: For a fully monochromatic merle column and base, order pneumatic column in 7360 Merle and the base in finish 7360 Merle.

Tip: For a fully monochromatic pearl snow column and base, order pneumatic column in 73ZW Pearl Snow and the base finish in 4844 Glacier.



Specification Information			
• Dimensions		• Style	• U.S.
D	W	Number	Base Price
•	•	•	•
•	•	•	•
•	•	•	•
•	•	•	•
•	•	•	•
•	•	•	•
•	•	•	•
•	•	•	•
•	•	•	•

Rectangle Single Table

High-Pressure Laminate Price Group 1

18"	33"	FLXS RTP	\$1697
-----	-----	-----------------	--------

Composite Veneer Price Group 1

18"	33"	FLXS RTP	\$2543
-----	-----	-----------------	--------

Veneer Price Group 1

18"	33"	FLXS RTP	\$2627
-----	-----	-----------------	--------

▶ Specification Information, continued on next page

 **For Canadian Pricing**
Multiply U.S. Price by the Canadian price factor.
▶ See page 1 for details.

► **Specification Information, continued from previous page**

Specification Information

• Dimensions		• Style	• U.S.
D	W	Number	Base Price

Chevron Single Table

High-Pressure Laminate Price Group 1

20"	33 ³ / ₈ "	FLXSCTP	\$1786
-----	----------------------------------	----------------	--------

Composite Veneer Price Group 1

20"	33 ³ / ₈ "	FLXSCTP	\$2631
-----	----------------------------------	----------------	--------

Veneer Price Group 1

20"	33 ³ / ₈ "	FLXSCTP	\$2715
-----	----------------------------------	----------------	--------



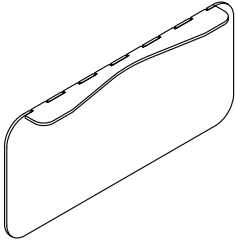
Specifying



For Canadian Pricing
Multiply U.S. Price by the
Canadian price factor.
► See page 1 for details.

Single Tables

Modesty Panel for Use with Single Tables

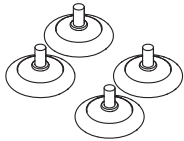


	Standard Includes	Required to Specify
▶ Need help? Product details, page 30	<ul style="list-style-type: none"> Modesty panel: P630 Medium Heather Grey or P631 Dark Heather Grey soft PET felt Attachment hardware 	1 Style number 2 Color number for panel

Specification Information

Dimensions		Style Number	U.S. Price
D	W		
11"	24"	FLXSTMP	\$224

Glides



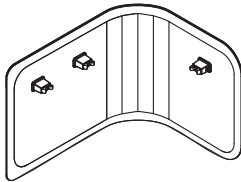
Standard Includes	Required to Specify
<ul style="list-style-type: none"> Glides, quantity of four: black plastic 	Style number

Specification Information

Style Number	U.S. Price
MGSGLD	\$34



For Canadian Pricing
 Multiply U.S. Price by the
 Canadian price factor.
 ▶ See page 1 for details.



Tip: Handedness is only needed to specify when ordering single curved screen.

Tip: Fabric is applied in a warp horizontal direction. Due to the size of the screens, fabric is unable to be applied in a warp vertical direction.

Tip: When choosing contrasting fabrics, outside and inside screen fabric must stay within same fabric family.

Standard Includes		Required to Specify	
<ul style="list-style-type: none"> ▶ Need help? Product details, page 32 	<ul style="list-style-type: none"> • Curved desk screen: fabric price group A or 1 • Magnet attachment housing: 6527 Merle • Attachment hardware 	<ul style="list-style-type: none"> 1 Style number 2 Fabric color number for screen 3 Options, if selected (see below) ▶ See <i>Surface Materials</i>, page 146. 	

Options	U.S. Price	Required to Specify
Surface Materials		
Inside screen		
• Fabric price group 1	No cost	Specify fabric color number.
• Fabric price group A	No cost	Specify fabric color number.
• Fabric Customer's Own Material	+\$ 9	▶ See <i>Surface Materials Reference Manual</i> .
• Fabric price group 2	+\$ 27	Specify fabric color number.
• Fabric price group 3	+\$ 71	Specify fabric color number.
• Fabric price group 4	+\$ 90	Specify fabric color number.
• Fabric price group 5	+\$111	Specify fabric color number.
• Fabric price group 6	+\$128	Specify fabric color number.
• Fabric price group 7	+\$147	Specify fabric color number.
• Fabric price group 8	+\$167	Specify fabric color number.
• Fabric price group 9	+\$186	Specify fabric color number.
• Fabric price group 10	+\$205	Specify fabric color number.
Outside screen		
• Fabric price group 1	No cost	Specify fabric color number.
• Fabric price group A	No cost	Specify fabric color number.
• Fabric Customer's Own Material	+\$ 9	▶ See <i>Surface Materials Reference Manual</i> .
• Fabric price group 2	+\$ 27	Specify fabric color number.
• Fabric price group 3	+\$ 71	Specify fabric color number.
• Fabric price group 4	+\$ 90	Specify fabric color number.
• Fabric price group 5	+\$111	Specify fabric color number.
• Fabric price group 6	+\$128	Specify fabric color number.
• Fabric price group 7	+\$147	Specify fabric color number.
• Fabric price group 8	+\$167	Specify fabric color number.
• Fabric price group 9	+\$186	Specify fabric color number.
• Fabric price group 10	+\$205	Specify fabric color number.
Handedness		
• LH privacy/RH modesty	No cost	Specify with LH privacy/RH modesty.
• RH privacy/LH modesty	No cost	Specify with RH privacy/LH modesty.

Specification Information					
Dimensions		Style Number	U.S. Base Prices		
D	H		Desk Width		
			46"W	58"W	70"W
Single					
1/2"	18"	FLXCS	\$ 735	\$ 848	\$ 960
:	:	:	:	:	:
Pair					
1/2"	18"	FLXCSP	\$1470	\$1696	\$1920
:	:	:	:	:	:

Specifying

 **For Canadian Pricing**
 Multiply U.S. Price by the Canadian price factor.
 ▶ See page 1 for details.

Freestanding Screens

Tip: When choosing contrasting fabrics, the angled screen becomes right-handed on the side of surface 1 and left-handed on the side of surface 2.

Tip: When choosing contrasting fabrics, surface 1 and surface 2 must stay within the same fabric family.

Tip: Fabric is applied in a warp horizontal direction. Due to the size of the screens, fabric is unable to be applied in a warp vertical direction.

Tip: The angled screen attaches magnetically only on its long side.

Tip: 60"H and 71"H is only available on the rectangle freestanding screen.

Tip: Rectangle screens are also available parametrically in width to the 1/16" between 24" and 42". Parametric specification defines actual screen width.

Tip: Screens ordered parametrically may not align exactly with modular screens. It is highly recommended to use CET SmartTools to confirm all dimensions before ordering.

Standard Includes		Required to Specify
-------------------	--	---------------------

<ul style="list-style-type: none"> ▶ Need help? Product details, page 33 	<ul style="list-style-type: none"> • Freestanding screen: fabric price group A or 1 • Magnetic edge: 6527 Merle 	<ul style="list-style-type: none"> 1 Style number 2 Fabric color number for screen 3 Options, if selected (see below) ▶ See <i>Surface Materials</i>, page 146.
---	---	---

Options	U.S. Price	Required to Specify
---------	------------	---------------------

Surface Materials	Surface 1	U.S. Price	Required to Specify
	<ul style="list-style-type: none"> • Fabric price group 1 • Fabric price group A • Fabric Customer's Own Material • Fabric price group 2 • Fabric price group 3 • Fabric price group 4 • Fabric price group 5 • Fabric price group 6 • Fabric price group 7 • Fabric price group 8 • Fabric price group 9 • Fabric price group 10 	<ul style="list-style-type: none"> No cost No cost +\$ 9 +\$ 27 +\$ 71 +\$ 90 +\$111 +\$128 +\$147 +\$167 +\$186 +\$205 	<ul style="list-style-type: none"> Specify fabric color number. Specify fabric color number. ▶ See <i>Surface Materials Reference Manual</i>. Specify fabric color number. Specify fabric color number. Specify fabric color number. Specify fabric color number. Specify fabric color number. Specify fabric color number. Specify fabric color number. Specify fabric color number. Specify fabric color number.
	Surface 2		
	<ul style="list-style-type: none"> • Fabric price group 1 • Fabric price group A • Fabric Customer's Own Material • Fabric price group 2 • Fabric price group 3 • Fabric price group 4 • Fabric price group 5 • Fabric price group 6 • Fabric price group 7 • Fabric price group 8 • Fabric price group 9 • Fabric price group 10 	<ul style="list-style-type: none"> No cost No cost +\$ 9 +\$ 27 +\$ 71 +\$ 90 +\$111 +\$128 +\$147 +\$167 +\$186 +\$205 	<ul style="list-style-type: none"> Specify fabric color number. Specify fabric color number. ▶ See <i>Surface Materials Reference Manual</i>. Specify fabric color number. Specify fabric color number. Specify fabric color number. Specify fabric color number. Specify fabric color number. Specify fabric color number. Specify fabric color number. Specify fabric color number. Specify fabric color number.
Size	<ul style="list-style-type: none"> • Modular • Parametric 	<ul style="list-style-type: none"> No cost No cost 	<ul style="list-style-type: none"> Select modular. Select parametric.

Specification Information

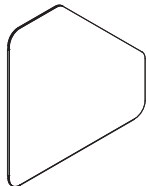

Style Number	Dimensions		U.S. Base Prices			
	Modular Width	Parametric Width	Height	47"W	60"W	71"W

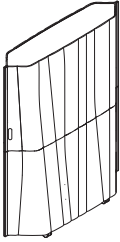
Rectangle

FLXFSRQ	24"	24"	\$1022	\$1078	\$1210
	30"	24 ¹ / ₁₆ "–30"	\$1059	\$1115	\$1247
	38"	30 ¹ / ₁₆ "–36"	\$1100	\$1156	\$1288
	42"	36 ¹ / ₁₆ "–42"	\$1141	\$1197	\$1329

Angled

FLXFSAG	47 ¹ / ₂ "	N.A.	\$1190	N.A.	N.A.





Standard Includes		Required to Specify
<ul style="list-style-type: none"> ▶ Need help? Product details, page 34 	<ul style="list-style-type: none"> Acoustic boundary: <ul style="list-style-type: none"> – P631 Dark Heather Grey – P636 Light Heather Grey Four casters: black plastic Board clips: <ul style="list-style-type: none"> – 6053 Seagull – 6527 Merle Counterweights Attachment hardware 	<ul style="list-style-type: none"> 1 Style number 2 PET color number for acoustic boundary 3 Plastic color number for board clips 4 Options, if selected (see below) ▶ See <i>Surface Materials</i>, page 146.

Options	U.S. Price	Required to Specify
Height <ul style="list-style-type: none"> • Short • Tall 	Price below Price below	Select short. Select tall.
Clip Position <ul style="list-style-type: none"> • No clips • Clips—single side • Clips—dual side 	No cost +\$37 +\$74	Specify <i>with no clips</i> . Specify <i>with single side clips</i> . Specify <i>with dual side clips</i> .

Specification Information				
Dimensions		Style Number	U.S. Base Prices	
D	W		Height	
22 ³ / ₄ "	58 ³ / ₈ "	FLXBDRY	\$5302	\$7233

Specifying

 **For Canadian Pricing**
 Multiply U.S. Price by the Canadian price factor.
 ▶ See page 1 for details.

Carts

Tip: Board cart package includes a board cart, eight 71"H markerboards, and an accessory cup.

	Standard Includes	Required to Specify
<ul style="list-style-type: none"> ▶ Need help? Product details, page 36 	<ul style="list-style-type: none"> • Frame: paint price group 1 • One perforated shelf, if board cart or board cart package is selected: paint price group 1 • Three perforated shelves, if team cart is selected: paint price group 1 • Wheels and casters: <ul style="list-style-type: none"> – 6053 Seagull – 6527 Merle • Board clips: <ul style="list-style-type: none"> – 6053 Seagull – 6527 Merle • Board organizer: 6527 Merle • Board cart package, if selected: board cart, eight 71"H markerboards, and accessory cup: <ul style="list-style-type: none"> – P635 Heather Navy or P636 Light Heather Grey molded PET felt 	<ol style="list-style-type: none"> 1 Style number 2 Paint color number for frame 3 Plastic color number for wheels and casters 4 Plastic color number for board clips 5 PET color number for markerboards, if cart package selected 6 Options, if selected (see below) <ul style="list-style-type: none"> ▶ See <i>Surface Materials</i>, page 146.

	Options	U.S. Price	Required to Specify
Surface Materials	Frame		
	<ul style="list-style-type: none"> • Paint price group 1 • Paint price group 2 • Paint price group 3 	No cost +\$ 52 +\$104	Specify paint color number. Specify paint color number. Specify paint color number.
	Shelf		
	<ul style="list-style-type: none"> • Paint price group 1 • Paint price group 2 <ul style="list-style-type: none"> – Board cart – Team cart • Paint price group 3 <ul style="list-style-type: none"> – Board cart – Team cart 	No cost +\$ 30 +\$ 52 +\$ 59 +\$104	Specify paint color number. Specify paint color number. Specify paint color number. Specify paint color number. Specify paint color number.

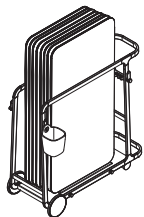
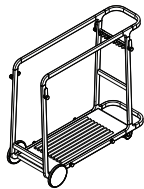
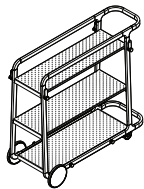
Specification Information

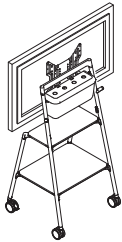
Dimensions			Style Number	U.S. Base Price
D	W	H		

Team Cart				
20"	46"	41 ³ / ₈ "	FLXCTTM	\$3330

Board Cart				
20"	46"	41 ³ / ₈ "	FLXCTBD	\$2877

Board Cart Package				
20"	46"	41 ³ / ₈ "	FLXCTBDPKG	\$9729





Tip: Many monitors larger than 43"W require a 400x400 mounting pattern. Specify with VESA plate adapter if monitor requires larger mounting pattern.

Tip: Technology not included.

Standard Includes		Required to Specify
<ul style="list-style-type: none"> ▶ Need help? Product details, page 38 	<ul style="list-style-type: none"> • Mobile stand with standard core • Two rear non-locking casters • Two front locking casters • Shelf: High-Pressure Laminate price group 1 with 3 mm plastic edge • 200x200 VESA monitor mounting plate • Frame: paint price group 1 • Attachment hardware 	<ul style="list-style-type: none"> 1 Style number 2 Laminate color number for shelf 3 Plastic color number for edge 4 Paint color number for frame 5 Options, if selected (see below) ▶ See <i>Surface Materials</i>, page 146.

	Options	U.S. Price	Required to Specify
Surface Materials	Frame		
	• Paint price group 1	No cost	Specify paint color number.
	• Paint price group 2	+\$ 52	Specify paint color number.
	• Paint price group 3	+\$ 104	Specify paint color number.
	Shelf		
	• High-Pressure Laminate price group 1	No cost	Specify laminate color number.
	• High-Pressure Laminate price group 2	+\$ 36	Specify laminate color number.
	• High-Pressure Laminate price group 3	+\$ 69	Specify laminate color number.
	• Open Line laminate	+\$ 111 plus cost of laminate	▶ See <i>Surface Materials Reference Manual</i> .
	Cord		
	• Black	No cost	Specify with <i>black cord</i> .
	• White	No cost	Specify with <i>white cord</i> .
Power Configuration	• No power	No cost	Specify with <i>no power</i> .
	• Power in basket	+\$ 530	Specify with <i>power in basket</i> .
	• Power in basket + clamp USB A+C 20W	+\$ 894	Specify with <i>power in basket + clamp USB A+C 20W</i> .
	• Power in basket + clamp USB-C	+\$1250	Specify with <i>power in basket + clamp USB-C</i> .
Power Cord	• 10' standard cord	No cost	Specify with <i>10' standard cord</i> .
	• 10' braided cord	+\$ 80	Specify with <i>10' braided cord</i> .
	• 20' standard cord	+\$ 80	Specify with <i>20' standard cord</i> .
	• 20' braided cord	+\$ 238	Specify with <i>20' braided cord</i> .
Power Plug Type	• Standard NEMA 5-15 3-prong	No cost	Specify with <i>standard NEMA 5-15 3-prong</i> .
	• Thread low profile plug	+\$ 43	Specify with <i>thread low profile plug</i> .
PVC	• With PVC	No cost	Specify with <i>PVC</i> .
	• Non PVC	+\$ 37	Specify with <i>non PVC</i> .
Vesa Plate Adapter	• No VESA plate adapter	No cost	Specify with <i>no VESA plate adapter</i> .
	• With VESA plate adapter	+\$ 113	Specify with <i>VESA plate adapter</i> .
Media Basket	• No media basket	No cost	Specify with <i>no media basket</i> .
	• With media basket	+\$ 347	Specify with <i>media basket</i> .

Specification Information				
Dimensions			Style Number	U.S. Base Price
D	W	H		
32"	32"	66"	FLXCTMD	\$3064


 **For Canadian Pricing**
 Multiply U.S. Price by the Canadian price factor.
 ▶ See page 1 for details.

Markerboard Solutions

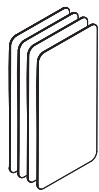
Markerboards

Standard Includes	Required to Specify
<ul style="list-style-type: none"> ▶ Need help? Product details, page 40 • Markerboard, double sided • Markerboard package, if selected: four double-sided markerboards 	<ul style="list-style-type: none"> Style number

Specification Information			
Style Number	Width	U.S. Prices	
.....	47"H	71"H
.....

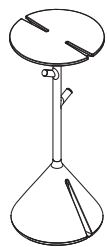


Markerboard			
FLXMB	36"	\$ 960	\$1021
.....



Markerboard Package			
FLXMB4	36"	\$3141	\$3369
.....

Stand



Standard Includes	Required to Specify
<ul style="list-style-type: none"> ▶ Need help? Product details, page 40 • Stand worksurface: plywood • Stand base: <ul style="list-style-type: none"> – 6053 Seagull – 6527 Merle 	<ul style="list-style-type: none"> 1 Style number 2 Plastic color number for base

Specification Information			
Dimensions		Style Number	U.S. Price
Dia.	H
16"	38"	FLXSTAND	\$848
.....

Tip: Plywood is a natural material and variations will occur in color, grain, and texture.

For Canadian Pricing
 Multiply U.S. Price by the Canadian price factor.
 ▶ See page 1 for details.

Wall Rails

Tip: Wall rails can be joined together with included pins for sizes longer than 96"W.

Tip: The wall rail package contains one upper and one lower wall rail and four 71"H markerboards.

Standard Includes		Required to Specify
<ul style="list-style-type: none"> ▶ Need help? Product details, page 40 	<ul style="list-style-type: none"> • Wall-mounted rails, upper, and lower rail: paint price group 1 • End caps: plastic default to match paint color • Parametric widths: 48"–96" with 1/16" increments • Wall rail package, if selected: upper and lower wall rail and four 71"H markerboards • Pins for connecting two wall rails together 	<ul style="list-style-type: none"> 1 Style number 2 Paint color number for rails 3 Options, if selected (see below) ▶ See <i>Surface Materials</i>, page 146.

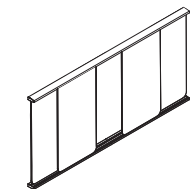
Surface Materials	Options	U.S. Price	Required to Specify
	Wall rail <ul style="list-style-type: none"> • Paint price group 1 • Paint price group 2 	No cost +\$90	Specify paint color number. Specify paint color number.

Specification Information		
Style Number	Width	U.S. Base Price



Wall Rails

FLXWR	48"–96"	\$1098



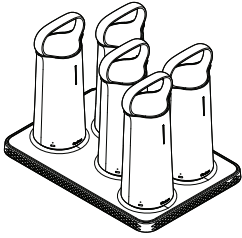
Wall Rail Package

FLXWRPKG	48"–96"	\$4467

Specifying

 **For Canadian Pricing**
Multiply U.S. Price by the Canadian price factor.
▶ See page 1 for details.

Flex Mobile Power



Tip: Mobile power and tray ship separately via FedEx ground due to lithium ion battery regulations.

Tip: With bumper has a total charging cord length of 113.3" or 9.4 feet.

Tip: No bumper has a total charging cord length of 83.7" or 7 feet.

Tip: Order no bumper option when using Flex mobile power charging cart, (cart sold separately).

Tip: Order with bumper for freestanding use.

Tip: USB-C charging cable rated to 100W for full charging benefits. Charging cables not included.

Tip: Flex Mobile power can only charge laptops that receive power via a UCB-C port. Use of adapters or converters from USB-C to legacy barrel jack connectors may void laptop warranty.

Standard Includes	Required to Specify
<ul style="list-style-type: none"> ▶ Need help? Product details, page 42 • Five mobile power units • One mobile power charging tray • One power supply with standard NEMA plug • Battery and tray: 6000 Black 	<ul style="list-style-type: none"> 1 Style number 2 Options, if selected (see below)

Options	U.S. Price	Required to Specify
Bumper <ul style="list-style-type: none"> • No bumper • With bumper 	<ul style="list-style-type: none"> No cost No cost 	<ul style="list-style-type: none"> Specify <i>with no bumper</i>. Specify <i>with bumper</i>.

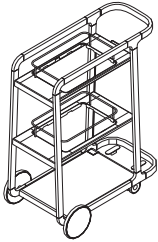
Specification Information	
Style Number	U.S. Price
FLXMBATPKG2AM	\$6074



For Canadian Pricing
 Multiply U.S. Price by the Canadian price factor.
 ▶ See page 1 for details.

Flex Mobile Power Charging Cart

Flex Mobile Power
Charging Cart



	Standard Includes	Required to Specify
▶ Need help? Product details, page 43	<ul style="list-style-type: none"> • Frame: paint price group 1 • One perforated bottom shelf: paint matches frame • Top and middle shelves for mobile power charging tray integration: 7207 Black • Casters: <ul style="list-style-type: none"> – 6053 Seagull – 6527 Merle • Power routing clips and cable management tray for underside of cart • Power tap for plugging in mobile power charging tray power supplies • 9' cord 	<ol style="list-style-type: none"> 1 Style number 2 Paint color number for frame 3 Plastic color number for casters 4 Options, if selected (see below) <p>▶ See Surface Materials, page 146.</p>

	Options	U.S. Price	Required to Specify
Surface Materials	Frame <ul style="list-style-type: none"> • Paint price group 1 • Paint price group 2 • Paint price group 3 	No cost +\$ 52 +\$104	Specify paint color number. Specify paint color number. Specify paint color number.
Power Plug Type	<ul style="list-style-type: none"> • Standard NEMA 5–15 3-prong • Thread low profile plug 	No cost +\$ 43	Specify with <i>standard NEMA 5–15 3-prong plug.</i> Specify with <i>thread low profile plug.</i>

Tip: Cart is standard with shelves and cable routing for two mobile power kits (FLXMBATPKG2AM, ordered separately).

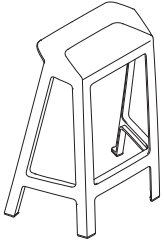
Specification Information				
Dimensions			Style Number	U.S. Base Price
D	W	H		
13"	32"	41 ³ / ₈ "	FLXBCTBAT	\$3647

Specifying



For Canadian Pricing
Multiply U.S. Price by the Canadian price factor.
▶ See page 1 for details.

Perch Stool



Tip: Perch stools can be nested in rows for easy storage. There is no limit to the number of stools that can be nested together.

Tip: Perch stool is a single molded component. Plastic frame color option applies to both frame and seat.

Tip: Perch stool comes standard with soft plastic glides. No additional glide options are available.

Tip: Glides may scratch hardwood floors. To minimize damage, keep floors and glides clean of dirt and debris.

Standard Includes	Required to Specify
<ul style="list-style-type: none"> ▶ Need help? Product details, page 44 • 28¹/₈"H perching stool • Molded plastic frame and seat: plastic • Soft plastic glides 	<ul style="list-style-type: none"> 1 Style number 2 Plastic color number for stool ▶ See <i>Surface Materials</i>, page 146.

Specification Information	
• Style Number	• U.S. Price
:	:
:	:

Quantity 1	
FLXPR1	\$ 452
:	:
:	:

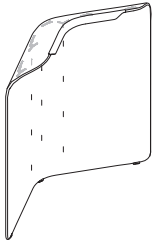
Quantity 4	
FLXPR4	\$1481
:	:
:	:



For Canadian Pricing
 Multiply U.S. Price by the Canadian price factor.
 ▶ See page 1 for details.

Personal Spaces

120° Freestanding Privacy Wraps



Tip: To coordinate the wrap knit finish and light finish see Wrap Knit and Light Finish Matrix for Personal Spaces. ▶ See page 52.

Tip: 120° freestanding privacy wrap is optimized for use with the 120° straight and 120° corner height-adjustable tables.

Tip: 120° freestanding privacy wrap can be used in the open plan to add shielding in a respite area.

Standard Includes		Required to Specify
▶ Need help? Product details, page 48	<ul style="list-style-type: none"> • 74½"H wrap: knit <ul style="list-style-type: none"> – 5KJ1 Merle – 5KJ2 Cloud – 5KJ3 Fog – 5KJ4 Sand • Light, if selected: plastic <ul style="list-style-type: none"> – 6052 Milk – 6053 Seagull – 6527 Merle 	<ol style="list-style-type: none"> 1 Style number 2 Fabric color number for wrap 3 Plastic color number for light, if selected 4 Options, if selected (see below)

Options	U.S. Price	Required to Specify
Light		
<ul style="list-style-type: none"> • No light • With light <ul style="list-style-type: none"> – 10 pack 	No cost +\$ 898 +\$8980	Specify <i>with no light</i> . Specify <i>with light</i> . Specify <i>with light pack</i> .

Specification Information	
• Style Number	• U.S. Base Price
•	•
•	•
•	•
•	•

Quantity 1	
FLXFWW	\$ 2797
•	•
•	•

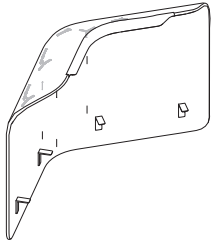
Quantity 10	
FLXFWW10	\$26,331
•	•
•	•

Specifying

 **For Canadian Pricing**
 Multiply U.S. Price by the Canadian price factor.
 ▶ See page 1 for details.

Personal Spaces

120° Desk Mount Privacy Wraps



Tip: To coordinate the wrap knit finish and light finish see Wrap Knit and Light Finish Matrix for Personal Spaces. See page 52.

Tip: 120° desk mounted privacy wrap is optimized for use with the 120° straight and 120° corner height-adjustable tables.

Standard Includes		Required to Specify
<ul style="list-style-type: none"> ▶ Need help? Product details, page 49 	<ul style="list-style-type: none"> • 45¼"H wrap: knit <ul style="list-style-type: none"> – 5KJ1 Merle – 5KJ2 Cloud – 5KJ3 Fog – 5KJ4 Sand • Light, if selected: plastic <ul style="list-style-type: none"> – 6052 Milk – 6053 Seagull – 6527 Merle 	<ul style="list-style-type: none"> 1 Style number 2 Fabric color number for wrap 3 Plastic color number for light, if selected 4 Options, if selected (see below)

Options	U.S. Price	Required to Specify
Light <ul style="list-style-type: none"> • No light • With light <ul style="list-style-type: none"> – 10 pack 	No cost +\$ 898 +\$8980	Specify <i>with no light</i> . Specify <i>with light</i> . Specify <i>with light pack</i> .

Specification Information	
• Style Number	• U.S. Base Price
•	•
•	•
•	•

Quantity 1

FLXDWW	\$ 2487
•	•

Quantity 10

FLXDWW10	\$23,291
•	•



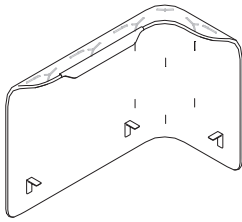
For Canadian Pricing

Multiply U.S. Price by the Canadian price factor.

▶ See page 1 for details.

Personal Spaces

90° Desk Mount Privacy Wraps



Tip: To coordinate the wrap knit finish and light finish see Wrap Knit and Light Finish Matrix for Personal Spaces.
 ▶ See page 52.

Standard Includes		Required to Specify
▶ Need help? Product details, page 49	<ul style="list-style-type: none"> • 45 1/4" H wrap: knit <ul style="list-style-type: none"> – 5KJ1 Merle – 5KJ2 Cloud – 5KJ3 Fog – 5KJ4 Sand • Light, if selected: plastic <ul style="list-style-type: none"> – 6052 Milk – 6053 Seagull – 6527 Merle 	<ol style="list-style-type: none"> 1 Style number 2 Fabric color number for wrap 3 Plastic color number for light, if selected 4 Options, if selected (see below)

	Options	U.S. Price	Required to Specify
Handedness	<ul style="list-style-type: none"> • Left hand • Right hand 	No cost No cost	Select left hand. Select right hand.
Light	<ul style="list-style-type: none"> • No light • With light <ul style="list-style-type: none"> – 10 pack 	No cost +\$ 898 +\$8980	Specify <i>with no light</i> . Specify <i>with light</i> . Specify <i>with light pack</i> .

Specification Information	
• Style Number	• U.S. Base Price
:	:
:	:

Quantity 1	
FLXDWR	\$ 2487
:	:

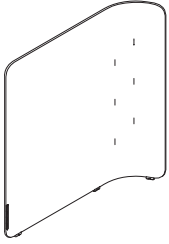
Quantity 10	
FLXDWR10	\$23,291
:	:

Specifying

 **For Canadian Pricing**
 Multiply U.S. Price by the Canadian price factor.
 ▶ See page 1 for details.

Personal Spaces

120° Back Privacy Wraps



Tip: Back wrap connects into the Answer end-of-run or V-junctions.

Standard Includes		Required to Specify
<ul style="list-style-type: none"> ▶ Need help? Product details, page 50 	<ul style="list-style-type: none"> • 60"H wrap: knit <ul style="list-style-type: none"> – 5KJ1 Merle – 5KJ2 Cloud – 5KJ3 Fog – 5KJ4 Sand • Bracket: paint 	<ul style="list-style-type: none"> 1 Style number 2 Fabric color number for wrap 3 Paint color number for bracket 4 Options, if selected (see below) ▶ See <i>Surface Materials</i>, page 146.

Options	U.S. Price	Required to Specify
Handedness		
<ul style="list-style-type: none"> • Left hand • Right hand 	<ul style="list-style-type: none"> No cost No cost 	<ul style="list-style-type: none"> Select left hand. Select right hand.

Specification Information

Style Number	U.S. Price
•	•
:	:
:	:

Quantity 1

FLXBW	\$ 1756
:	:
:	:

Quantity 10

FLXBW10	\$16,058
:	:
:	:



For Canadian Pricing

Multiply U.S. Price by the Canadian price factor.

▶ See page 1 for details.

Power Hanger



Tip: Power hangers shipping to Illinois will receive 9' power cord.

Tip: Each USB port can utilize up to 2.1 amps. Each port is independent of the other.

Tip: Braided cord color is defaulted to cover finish but can be changed if desired.

Tip: Standard plug is a NEMA 5-15 3-prong plug.

	Standard Includes	Required to Specify
▶ Need help? Product details, page 54	<ul style="list-style-type: none"> Rubberized hanger back: 7360 Merle paint Cover: <ul style="list-style-type: none"> 4AY2 Chili 4AZ5 Marlin 4BQ7 Fuchsia 4CZ8 Light Peacock 7243 Seagull 7360 Merle Power cord: 10' with standard plug 	<ul style="list-style-type: none"> 1 Style number 2 Plastic color number for cover 3 Options, if selected (see below)

	Options	U.S. Price	Required to Specify
Power Configuration	<ul style="list-style-type: none"> 4 power 3 power 1 USB A+C 	No cost +\$129	Specify with 4 power. Specify with 4 power 1 USB A+C.
Power Cord	<ul style="list-style-type: none"> 10' standard cord 10' braided cord 20' standard cord 20' braided cord 	No cost +\$ 80 +\$ 80 +\$238	Specify with 10' standard cord. Specify with 10' braided cord. Specify with 20' standard cord. Specify with 20' braided cord.
Power Plug Type	<ul style="list-style-type: none"> Standard NEMA 5-15 3-prong Thread low profile plug 	No cost +\$ 43	Specify with standard NEMA 5-15 3-prong. Specify with thread low profile plug.
PVC	<ul style="list-style-type: none"> With PVC Non PVC 	No cost +\$ 37	Specify with PVC. Specify with non PVC.

Specification Information	
Style Number	U.S. Base Price
FLXPH	\$583

Specifying

Baskets



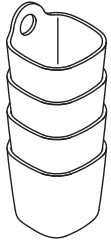
	Standard Includes	Required to Specify
▶ Need help? Product details, page 54	<ul style="list-style-type: none"> Package of four baskets: P635 Heather Navy or P636 Light Heather Grey molded PET felt 	<ul style="list-style-type: none"> 1 Style number 2 PET color number for baskets

Specification Information	
Style Number	U.S. Price
FLXBSK	\$773



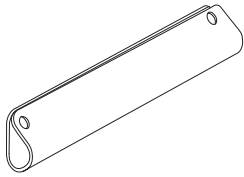
For Canadian Pricing
Multiply U.S. Price by the Canadian price factor.
▶ See page 1 for details.

Cups



Standard Includes		Required to Specify
<ul style="list-style-type: none"> ▶ Need help? Product details, page 54 	<ul style="list-style-type: none"> • Package of four cups: P635 Heather Navy or P636 Light Heather Grey molded PET felt 	<ul style="list-style-type: none"> 1 Style number 2 PET color number for cups
Specification Information		
• Style Number	• U.S. Price	
FLXCUP	\$456	

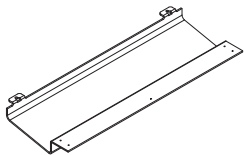
Cable Catch



Tip: Not for use with 120° straight seated-height or slim work table.

Standard Includes		Required to Specify		
<ul style="list-style-type: none"> ▶ Need help? Product details, page 54 	<ul style="list-style-type: none"> • Cable catch: P635 Heather Navy or P636 Light Heather Grey molded PET felt 	<ul style="list-style-type: none"> 1 Style number 2 PET color number for cable catch 		
Specification Information				
• Style Number	• U.S. Prices			
	Table Width			
	46"W	58"W	70"W	
FLXCC	\$205	\$228	\$249	

Cable Tray for Rectangle Height-Adjustable Desks



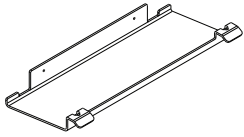
Tip: 46"W–57¹⁵/₁₆"W desks use the 28"W cable tray. 58"W–72"W desks use the 48"W cable tray. ▶ See page 21.

Tip: When specifying a desk overhang, see understanding for additional cable tray specifying details.

 **For Canadian Pricing**
Multiply U.S. Price by the Canadian price factor.
▶ See page 1 for details.

Standard Includes		Required to Specify		
<ul style="list-style-type: none"> ▶ Need help? Product details, page 54 	<ul style="list-style-type: none"> • Cable tray: P631 Dark Heather Grey molded PET felt • Attachment hardware • 28"W cable tray, if 46"W–57¹⁵/₁₆"W worksurface selected • 40"W cable tray, if 58"W–72"W worksurface selected 	<ul style="list-style-type: none"> 1 Style number 2 Options, if selected (see below) 		
Options		U.S. Price	Required to Specify	
Worksurface Depth	<ul style="list-style-type: none"> • 23" • 24" • 29" • 30" 	<ul style="list-style-type: none"> Price below Price below Price below Price below 	<ul style="list-style-type: none"> Specify 23" depth. Specify 24" depth. Specify 29" depth. Specify 30" depth. 	
Specification Information				
• Style Number	• U.S. Prices			
	Worksurface Depth			
	23"D/24"D		29"D/30"D	
FLXCT	\$198	\$223		

Cable Tray for 120° Height-Adjustable Desks



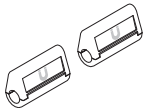
Tip: Flex 120° cable tray can be used with the Flex 120° straight and Flex 120° corner height-adjustable desks.

Standard Includes	Required to Specify
<ul style="list-style-type: none"> ▶ Need help? Product details, page 54 • Cable tray: P631 Dark Heather Grey molded PET felt • Attachment hardware 	<ul style="list-style-type: none"> • Style number

Specification Information

• Style Number	• U.S. Price
FLXWCT	\$198

Magnetic Cable Clips



Standard Includes	Required to Specify
<ul style="list-style-type: none"> ▶ Need help? Product details, page 54 • Magnetic clips: 6053 Seagull 	<ul style="list-style-type: none"> • Style number

Specification Information

• Style Number	• U.S. Price
Magnetic Cable Clips, Quantity 2	
FLXMCC2	\$106
Magnetic Cable Clips, Quantity 10	
FLXMCC10	\$418

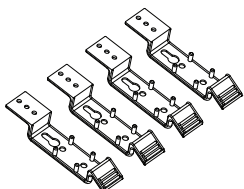
Magnetic Cable Clips, Quantity 2

FLXMCC2	\$106

Magnetic Cable Clips, Quantity 10

FLXMCC10	\$418

Cable Brackets



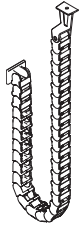
Tip: Cable brackets can be used instead of cable trays or will fit inside footprint of 29"/30"D cable trays.

Standard Includes	Required to Specify
<ul style="list-style-type: none"> ▶ Need help? Product details, page 54 • Cable brackets, quantity of four: 6527 Merle 	<ul style="list-style-type: none"> • Style number

Specification Information

• Style Number	• U.S. Price
FLXCBK4	\$51

Cable Riser

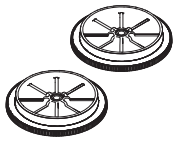


Tip: Cable riser leg connection is not compatible with the Flex height-adjustable desk.

Standard Includes		Required to Specify
<ul style="list-style-type: none"> ▶ Need help? Product details, page 54 	<ul style="list-style-type: none"> • Cable riser with fence connection: 7360 Merle paint • Attachment hardware 	Style number

Specification Information	
• Style Number	• U.S. Price
OLCR	\$113

Brakes for Rectangle Height-Adjustable Desks



Standard Includes		Required to Specify
<ul style="list-style-type: none"> ▶ Need help? Product details, page 54 	<ul style="list-style-type: none"> • Two brakes: 6527 Merle • Attachment hardware 	Style number

Specification Information	
• Style Number	• U.S. Price
FLXBRK	\$75

Media Cart Basket



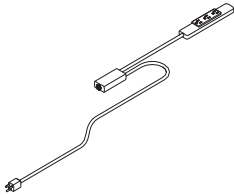
Standard Includes		Required to Specify
<ul style="list-style-type: none"> ▶ Need help? Product details, page 54 	<ul style="list-style-type: none"> • Basket for media cart: P631 Dark Heather Grey molded PET felt 	Style number

Specification Information	
• Style Number	• U.S. Price
FLXMDBSK	\$347



For Canadian Pricing
 Multiply U.S. Price by the Canadian price factor.
 ▶ See page 1 for details.

Media Cart Power



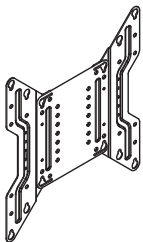
	Standard Includes	Required to Specify
▶ Need help? Product details, page 54	<ul style="list-style-type: none"> Power for media cart 10' power cord: black or white Standard NEMA 5-15 3 prong plug 	<ul style="list-style-type: none"> 1 Style number 2 Color number for power cord 3 Options, if selected (see below)

	Options	U.S. Price	Required to Specify
Power Cord	<ul style="list-style-type: none"> 10' standard cord 10' braided cord 20' standard cord 20' braided cord 	<ul style="list-style-type: none"> No cost +\$ 80 +\$ 80 +\$238 	<ul style="list-style-type: none"> Specify with 10' standard cord. Specify with 10' braided cord. Specify with 20' standard cord. Specify with 20' braided cord.
Power Cord	<ul style="list-style-type: none"> Braided cord 	<ul style="list-style-type: none"> No cost 	<ul style="list-style-type: none"> Specify with braided cord.
Power Plug Type	<ul style="list-style-type: none"> Standard NEMA 5-15 3-prong Thread low profile plug 	<ul style="list-style-type: none"> No cost +\$ 43 	<ul style="list-style-type: none"> Specify with standard NEMA 5-15 3-prong. Specify with thread low profile plug.
PVC	<ul style="list-style-type: none"> With PVC Non PVC 	<ul style="list-style-type: none"> No cost +\$ 37 	<ul style="list-style-type: none"> Specify with PVC. Specify with non PVC.

Specification Information			
Style Number	U.S. Base Prices		
	Power in Basket	Power in Basket + Clamp USB-A	Power in Basket + Clamp USB-C
FLXMDP	\$530	\$894	\$1250

Specifying

Media Cart VESA Plate Adapter

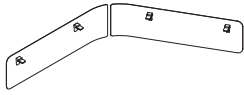


	Standard Includes	Required to Specify
▶ Need help? Product details, page 54	<ul style="list-style-type: none"> Universal VESA adapter extenders convert 200x200 mount to fit 400x200, 400x300, 400x400, and 300x300 patterns 	<ul style="list-style-type: none"> Style number

Specification Information	
Style Number	U.S. Price
FLXMDADPT	\$113

 **For Canadian Pricing**
Multiply U.S. Price by the Canadian price factor.
▶ See page 1 for details.

120° Modesty Panel



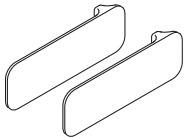
Tip: Modesty panel can be used with 120° straight and corner height-adjustable desks and 120° straight seated height work table.

Standard Includes		Required to Specify
<ul style="list-style-type: none"> ▶ Need help? Product details, page 54 	<ul style="list-style-type: none"> • Modesty panel: paint price group 1 	<ul style="list-style-type: none"> 1 Style number 2 Paint color number for modesty panel 3 Options, if selected (see below) ▶ See <i>Surface Materials</i>, page 146.

Surface Materials	Options	U.S. Price	Required to Specify
	<ul style="list-style-type: none"> • Paint price group 1 • Paint price group 2 • Paint price group 3 	<ul style="list-style-type: none"> No cost +\$22 +\$40 	<ul style="list-style-type: none"> Specify paint color number. Specify paint color number. Specify paint color number.

Specification Information	
• Style Number	• U.S. Base Price
FLXWMP	\$717

Magnetic Name Tags



Tip: Magnetic name tags work on the privacy wraps.

Standard Includes		Required to Specify
<ul style="list-style-type: none"> ▶ Need help? Product details, page 54 	<ul style="list-style-type: none"> • Name tags: 6009 Arctic White 	<ul style="list-style-type: none"> Style number

Specification Information	
• Style Number	• U.S. Price
FLXMNT2	\$ 170

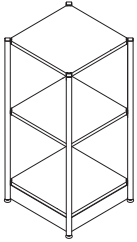
Quantity 2	
FLXMNT2	\$ 170

Quantity 10	
FLXMNT10	\$1101



For Canadian Pricing
 Multiply U.S. Price by the Canadian price factor.
 ▶ See page 1 for details.

Active Frames Wide Frame



Tip: Users will have to specify width and height in SmartTools.

Tip: Shelf finish is dependent upon unit height and if shelf is selected for each unit.

Tip: Unit requires a top and base shelf. Additional shelf placement is available and dependent upon height.



For Canadian Pricing
Multiply U.S. Price by the Canadian price factor.
▶ See page 1 for details.

Standard Includes		Required to Specify	
▶ Need help? Product details, page 56	<ul style="list-style-type: none"> • Frame: paint price group 1 • Base: paint price group 1 • Adjusting leveling glides 		1 Style number 2 Paint color number for frame 3 Paint color number for base 4 Options, if selected (see below) ▶ See <i>Surface Materials</i> , page 146.
Options		U.S. Price	Required to Specify
Width	<ul style="list-style-type: none"> • 1 wide • 2 wide 	Prices at right Prices at right	Select 1 wide. Select 2 wide.
Unit Height	<ul style="list-style-type: none"> • 1 unit • 2 units • 3 units • 4 units • 5 units 	Prices at right Prices at right Prices at right Prices at right Prices at right	Specify with 1 unit. Specify with 2 units. Specify with 3 units. Specify with 4 units. Specify with 5 units.
Contrasting Shelf	<ul style="list-style-type: none"> • Contrasting • Non-contrasting 	No cost No cost	Specify with contrasting. Specify with non contrasting.
Surface Materials	<p>Shelf</p> <ul style="list-style-type: none"> • High-Pressure Laminate price group 1 • High-Pressure Laminate price group 2 • High-Pressure Laminate price group 3 • Open Line laminate <p>Base shelf</p> <ul style="list-style-type: none"> • High-Pressure Laminate price group 1 • High-Pressure Laminate price group 2 • High-Pressure Laminate price group 3 • Open Line laminate <p>Top shelf</p> <ul style="list-style-type: none"> • High-Pressure Laminate price group 1 • High-Pressure Laminate price group 2 • High-Pressure Laminate price group 3 • Open Line laminate <p>Frame</p> <ul style="list-style-type: none"> • Paint price group 1 • Paint price group 2 • Paint price group 3 <p>Base</p> <ul style="list-style-type: none"> • Paint price group 1 • Paint price group 2 • Paint price group 3 	No cost +\$ 18 +\$ 37 +\$111 plus cost of laminate No cost +\$ 18 +\$ 37 +\$111 plus cost of laminate No cost +\$ 18 +\$ 37 +\$111 plus cost of laminate No cost +\$ 31 +\$ 47 No cost +\$ 31 +\$ 47	Specify laminate color number. Specify laminate color number. Specify laminate color number. ▶ See <i>Surface Materials Reference Manual</i> . Specify laminate color number. Specify laminate color number. Specify laminate color number. ▶ See <i>Surface Materials Reference Manual</i> . Specify laminate color number. Specify laminate color number. Specify laminate color number. ▶ See <i>Surface Materials Reference Manual</i> . Specify paint color number. Specify paint color number. Specify paint color number. Specify paint color number. Specify paint color number. Specify paint color number.
Shelf 2	<ul style="list-style-type: none"> • No shelf • With shelf <ul style="list-style-type: none"> – 1 wide – 2 wide 	No cost +\$147 +\$184	Specify with no shelf. Specify with 1 wide shelf. Specify with 2 wide shelf.
Shelf 3	<ul style="list-style-type: none"> • No shelf • With shelf <ul style="list-style-type: none"> – 1 wide – 2 wide 	No cost +\$147 +\$184	Specify with no shelf. Specify with 1 wide shelf. Specify with 2 wide shelf.
▶ Options, continued on next page			

► Options, continued from previous page

Options	U.S. Price	Required to Specify
Shelf 4		
• No shelf	No cost	Specify with no shelf.
• With shelf		
– 1 wide	+\$ 147	Specify with 1 wide shelf.
– 2 wide	+\$ 184	Specify with 2 wide shelf.
Shelf 5		
• No shelf	No cost	Specify with no shelf.
• With shelf		
– 1 wide	+\$ 147	Specify with 1 wide shelf.
– 2 wide	+\$ 184	Specify with 2 wide shelf.
Counterweight		
• No counterweight	No cost	Specify with no counterweight.
• 2 counterweight	+\$ 258	Specify with 2 counterweights.
• 4 counterweight	+\$ 516	Specify with 4 counterweights.
• 6 counterweight	+\$ 774	Specify with 6 counterweights.
• 8 counterweight	+\$1032	Specify with 8 counterweights.
• 10 counterweight	+\$1290	Specify with 10 counterweights.

Tip: Counterweight packages are required to ensure product stability in some configurations and are ordered with the frame style number. See SmartTools for further requirements.

Specification Information

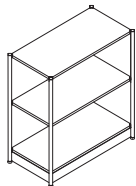
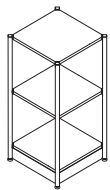
Style Number	Dimensions			U.S. Base Price
	D	W	H	

1 Wide Frame

FLXAFFRAME	D	W	H	U.S. Base Price
	15¾"	15¾"	1 Unit	\$ 701
	15¾"	15¾"	2 Units	\$ 738
	15¾"	15¾"	3 Units	\$ 921
	15¾"	15¾"	4 Units	\$1181
	15¾"	15¾"	5 Units	\$1474

2 Wide Frame

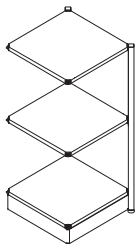
FLXAFFRAME	D	W	H	U.S. Base Price
	15¾"	31½"	1 Unit	\$ 910
	15¾"	31½"	2 Units	\$ 957
	15¾"	31½"	3 Units	\$1195
	15¾"	31½"	4 Units	\$1534
	15¾"	31½"	5 Units	\$1918



Specifying

 **For Canadian Pricing**
 Multiply U.S. Price by the Canadian price factor.
 ► See page 1 for details.

Active Frames Wide Frame Extension



Tip: Users will have to specify width and height in SmartTools.

Tip: Tube height can be equal to or greater than unit height, but never smaller.

Tip: Shelf finish is dependent upon unit height and if shelf is selected for each unit.

Tip: Base finish defaults to match frame finish. Base finish can be changed by specifier.

Standard Includes		Required to Specify	
<ul style="list-style-type: none"> ▶ Need help? Product details, page 56 	<ul style="list-style-type: none"> • Frame: paint price group 1 • Base: paint price group 1 • Adjusting leveling glides 	<ul style="list-style-type: none"> 1 Style number 2 Paint color number for frame 3 Paint color number for base 4 Options, if selected (see below) ▶ See <i>Surface Materials</i>, page 146. 	
Options		U.S. Price	Required to Specify
Width	<ul style="list-style-type: none"> • 1 wide • 2 wide 	Prices at right Prices at right	Select 1 wide. Select 2 wide.
Unit Height	<ul style="list-style-type: none"> • 1 unit • 2 units • 3 units • 4 units • 5 units 	Prices at right Prices at right Prices at right Prices at right Prices at right	Specify with 1 unit. Specify with 2 units. Specify with 3 units. Specify with 4 units. Specify with 5 units.
Tube Height 1	<ul style="list-style-type: none"> • 1 height • 2 heights • 3 heights • 4 heights • 5 heights 	No cost No cost No cost No cost No cost	Specify with 1 height. Specify with 2 heights. Specify with 3 heights. Specify with 4 heights. Specify with 5 heights.
Tube Height 2	<ul style="list-style-type: none"> • 1 height • 2 heights • 3 heights • 4 heights • 5 heights 	No cost No cost No cost No cost No cost	Specify with 1 height. Specify with 2 heights. Specify with 3 heights. Specify with 4 heights. Specify with 5 heights.
Contrasting Shelf	<ul style="list-style-type: none"> • Contrasting • Non-contrasting 	No cost No cost	Specify with contrasting. Specify with non contrasting.
Surface Materials	<p>Shelf</p> <ul style="list-style-type: none"> • High-Pressure Laminate price group 1 • High-Pressure Laminate price group 2 • High-Pressure Laminate price group 3 • Open Line laminate <p>Base shelf</p> <ul style="list-style-type: none"> • High-Pressure Laminate price group 1 • High-Pressure Laminate price group 2 • High-Pressure Laminate price group 3 • Open Line laminate <p>Top shelf</p> <ul style="list-style-type: none"> • High-Pressure Laminate price group 1 • High-Pressure Laminate price group 2 • High-Pressure Laminate price group 3 • Open Line laminate 	No cost +\$ 18 +\$ 37 +\$111 plus cost of laminate No cost +\$ 18 +\$ 37 +\$111 plus cost of laminate No cost +\$ 18 +\$ 37 +\$111 plus cost of laminate	Specify laminate color number. Specify laminate color number. Specify laminate color number. ▶ See <i>Surface Materials Reference Manual</i> . Specify laminate color number. Specify laminate color number. Specify laminate color number. ▶ See <i>Surface Materials Reference Manual</i> . Specify laminate color number. Specify laminate color number. Specify laminate color number. ▶ See <i>Surface Materials Reference Manual</i> .
	<p>Frame</p> <ul style="list-style-type: none"> • Paint price group 1 • Paint price group 2 • Paint price group 3 <p>Base</p> <ul style="list-style-type: none"> • Paint price group 1 • Paint price group 2 • Paint price group 3 	No cost +\$ 17 +\$ 24 No cost +\$ 17 +\$ 24	Specify paint color number. Specify paint color number. Specify paint color number. Specify paint color number. Specify paint color number. Specify paint color number.

▶ Options, continued on next page

► Options, continued from previous page

Tip: Unit requires a top and base shelf. Additional shelf placement is available and dependent upon height.

Options	U.S. Price	Required to Specify
Shelf 2		
• No shelf	No cost	Specify with no shelf.
• With shelf		
– 1 wide	+\$147	Specify with 1 wide shelf.
– 2 wide	+\$184	Specify with 2 wide shelf.
Shelf 3		
• No shelf	No cost	Specify with no shelf.
• With shelf		
– 1 wide	+\$147	Specify with 1 wide shelf.
– 2 wide	+\$184	Specify with 2 wide shelf.
Shelf 4		
• No shelf	No cost	Specify with no shelf.
• With shelf		
– 1 wide	+\$147	Specify with 1 wide shelf.
– 2 wide	+\$184	Specify with 2 wide shelf.
Shelf 5		
• No shelf	No cost	Specify with no shelf.
• With shelf		
– 1 wide	+\$147	Specify with 1 wide shelf.
– 2 wide	+\$184	Specify with 2 wide shelf.

Specification Information

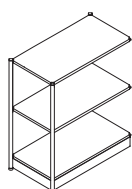
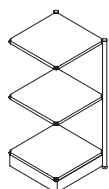
Style Number	Dimensions			U.S. Base Price
	D	W	H	

1 Wide Frame Extension

FLXAFFRAMEEXT	D	W	H	U.S. Base Price
	15¾"	15¾"	1 Unit	\$ 419
	15¾"	15¾"	2 Units	\$ 440
	15¾"	15¾"	3 Units	\$ 550
	15¾"	15¾"	4 Units	\$ 706
	15¾"	15¾"	5 Units	\$ 885

2 Wide Frame Extension

FLXAFFRAMEEXT	D	W	H	U.S. Base Price
	15¾"	31½"	1 Unit	\$ 544
	15¾"	31½"	2 Units	\$ 572
	15¾"	31½"	3 Units	\$ 893
	15¾"	31½"	4 Units	\$ 917
	15¾"	31½"	5 Units	\$1149



Specifying

 **For Canadian Pricing**
Multiply U.S. Price by the Canadian price factor.
► See page 1 for details.

Active Frames Wide Fixed Board



Standard Includes		Required to Specify
<ul style="list-style-type: none"> ▶ Need help? Product details, page 56 	<ul style="list-style-type: none"> Fixed board: High-Pressure Laminate price group 1/ High-Pressure Laminate price group 1 fixed board 	<ul style="list-style-type: none"> 1 Style number 2 High-Pressure Laminate color number for board 3 Options, if selected (see below) ▶ See <i>Surface Materials</i>, page 146.

Options	U.S. Price	Required to Specify
Width		
<ul style="list-style-type: none"> • 1 wide • 2 wide 	Prices below Prices below	Select 1 wide. Select 2 wide.
Height		
<ul style="list-style-type: none"> • 3 high • 4 high • 5 high 	Prices below Prices below Prices below	Select 3 high. Select 4 high. Select 5 high.
Surface Materials		
Side 1		
<ul style="list-style-type: none"> • High-Pressure Laminate price group 1 • PET • High-Pressure Laminate price group 2 • High-Pressure Laminate price group 3 • Open Line laminate 	No cost See PET below +\$ 18 +\$ 37 +\$111 plus cost of laminate	Specify laminate color number. Specify PET color number. Specify laminate color number. Specify laminate color number. ▶ See <i>Surface Materials Reference Manual</i> .
Side 2		
<ul style="list-style-type: none"> • High-Pressure Laminate price group 1 • PET • Markerboard • High-Pressure Laminate price group 2 • High-Pressure Laminate price group 3 • Open Line laminate 	No cost See PET below See Markerboard below +\$ 18 +\$ 37 +\$111 plus cost of laminate	Specify laminate color number. Specify PET color number. Specify Markerboard color number. Specify laminate color number. Specify laminate color number. ▶ See <i>Surface Materials Reference Manual</i> .
Grommet		
<ul style="list-style-type: none"> • No grommet • With grommet 	No cost +\$109	Specify <i>with no grommet</i> . Specify <i>with grommet</i> .

Tip: Grommet option only available on 2 wide fixed board.

Specification Information			
Style Number	Height	U.S. Base Price	Options (Add \$ to Base Price)
			PET Markerboard

1 Wide Fixed Board

FLXAFFIXBOARD	Height	U.S. Base Price	Options
	3 High	\$345	+\$170 +\$276
	4 High	\$433	+\$212 +\$447
	5 High	\$540	N.A. +\$661

2 Wide Fixed Board

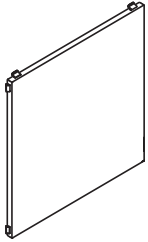
FLXAFFIXBOARD	Height	U.S. Base Price	Options
	3 High	\$416	+\$204 +\$411
	4 High	\$518	+\$255 +\$618
	5 High	\$648	N.A. +\$877



For Canadian Pricing
Multiply U.S. Price by the Canadian price factor.
▶ See page 1 for details.

Active Frames Single Infill Panel

Active Frames Single
Infill Panel



Standard Includes		Required to Specify
<ul style="list-style-type: none"> ▶ Need help? Product details, page 56 	<ul style="list-style-type: none"> 1-wide, 1-high infill: High-Pressure Laminate price group 1 with 3 mm plastic edge 	<ul style="list-style-type: none"> 1 Style number 2 High-Pressure Laminate color number for panel 3 Options, if selected (see below) ▶ See <i>Surface Materials</i>, page 146.

Options	U.S. Price	Required to Specify
Width <ul style="list-style-type: none"> • 1 wide • 2 wide 	Price below Price below	Select 1 wide. Select 2 wide.
Surface Materials <ul style="list-style-type: none"> • PET • High-Pressure Laminate price group 1 • High-Pressure Laminate price group 2 • High-Pressure Laminate price group 3 • Open Line laminate 	Infill See PET below No cost +\$ 18 +\$ 37 +\$111 plus cost of laminate	Specify PET color number. Specify laminate color number. Specify laminate color number. Specify laminate color number. ▶ See <i>Surface Materials Reference Manual</i> .
Grain Direction <ul style="list-style-type: none"> • Horizontal • No grain direction • Vertical 	No cost No cost No cost	Specify <i>with horizontal grain direction</i> . Specify <i>with no grain direction</i> . Specify <i>with vertical grain direction</i> .
Grommet <ul style="list-style-type: none"> • No grommet • With grommet 	No cost +\$109	Specify <i>with no grommet</i> . Specify <i>with grommet</i> .

Tip: Grommet option only available on 2 wide fixed board.

Specification Information		
Style Number	U.S. Base Price	Option (Add \$ to Base Price)
FLXAFINF	\$ 87	+PET

1 Wide Single Infill Panel

FLXAFINF	\$ 87	+\$23
----------	-------	-------

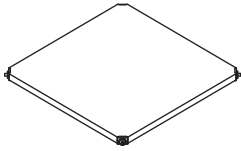
2 Wide Single Infill Panel

FLXAFINF	\$142	+\$92
----------	-------	-------

Specifying

 **For Canadian Pricing**
Multiply U.S. Price by the Canadian price factor.
▶ See page 1 for details.

Active Frames Wide Shelf



Standard Includes	Required to Specify
<ul style="list-style-type: none"> ▶ Need help? Product details, page 56 Shelf: High-Pressure Laminate price group 1 with 3 mm plastic edge 	<ul style="list-style-type: none"> 1 Style number 2 High-Pressure Laminate color number for shelf 3 Options, if selected (see below) ▶ See <i>Surface Materials</i>, page 146.

Options		U.S. Price	Required to Specify
Width	<ul style="list-style-type: none"> • 1 wide • 2 wide 	Prices below Prices below	Select 1 wide. Select 2 wide.
Depth	<ul style="list-style-type: none"> • 1 deep • 2 deep 	Prices below Prices below	Select 1 deep. Select 2 deep.
Surface Materials	Shelf <ul style="list-style-type: none"> • High-Pressure Laminate price group 1 • High-Pressure Laminate price group 2 • High-Pressure Laminate price group 3 • Open Line laminate 	No cost Prices below Prices below +\$111 plus cost of laminate	Specify laminate color number. Specify laminate color number. Specify laminate color number. ▶ See <i>Surface Materials Reference Manual</i> .
Grommet	<ul style="list-style-type: none"> • No grommet • With grommet 	No cost +\$109	Specify <i>with no grommet</i> . Specify <i>with grommet</i> .

Tip: Grommet option only available on 2 wide shelf, 1 deep.

Specification Information

• Style Number	• Depth	• U.S. Base Price	• Options (Add \$ to Base Price)	
			• Laminate Price Group 2	• Laminate Price Group 3

1 Wide Shelf

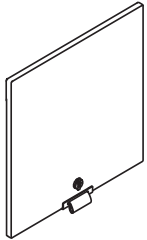
FLXAFSHELF	Depth	U.S. Base Price	Laminate Price Group 2	Laminate Price Group 3
	1 Deep	\$147	+\$18	+\$37
	2 Deep	\$184	+\$18	+\$37

2 Wide Shelf

FLXAFSHELF	Depth	U.S. Base Price	Laminate Price Group 2	Laminate Price Group 3
	1 Deep	\$184	+\$18	+\$37
	2 Deep	\$229	+\$35	+\$75



For Canadian Pricing
Multiply U.S. Price by the Canadian price factor.
▶ See page 1 for details.



Standard Includes		Required to Specify
<ul style="list-style-type: none"> ▶ Need help? Product details, page 56 	<ul style="list-style-type: none"> 1-wide, 1-high door: High-Pressure Laminate price group 1 with 3 mm plastic edge 	<ol style="list-style-type: none"> 1 Style number 2 High-Pressure Laminate color number for door 3 Options, if selected (see below) <ul style="list-style-type: none"> ▶ See <i>Surface Materials</i>, page 146.

Options		U.S. Price	Required to Specify
Width	<ul style="list-style-type: none"> • 1 wide • 2 wide 	Price below Price below	Select 1 wide. Select 2 wide.
Surface Materials	Door <ul style="list-style-type: none"> • High-Pressure Laminate price group 1 • High-Pressure Laminate price group 2 • High-Pressure Laminate price group 3 • Open Line laminate 	No cost +\$ 18 +\$ 37 +\$111 plus cost of laminate	Specify laminate color number. Specify laminate color number. Specify laminate color number. ▶ See <i>Surface Materials Reference Manual</i> .
Grain Direction	<ul style="list-style-type: none"> • Horizontal • No grain direction • Vertical 	No cost No cost No cost	Specify with horizontal grain direction. Specify with no grain direction. Specify with vertical grain direction.
Lock	<ul style="list-style-type: none"> • No lock • With lock 	No cost +\$ 69	Specify with no lock. Specify with lock.
Lock and Keying	Lock <ul style="list-style-type: none"> • Ember chrome • Polished chrome Keys <ul style="list-style-type: none"> • Key plug • Master key plug 	No cost No cost No cost +\$ 39	Specify with 9250 Ember Chrome. Specify with 9201 Polished Chrome. Specify with key plug. Specify with master key plug.

Specifying

Specification Information	
Style Number	U.S. Base Price
1 Wide Door	
FLXAFDOOR	\$184
2 Wide Door	
FLXAFDOOR	\$249

 **For Canadian Pricing**
 Multiply U.S. Price by the Canadian price factor.
 ▶ See page 1 for details.

Active Frames

Tool Boxes



Standard Includes		Required to Specify
<ul style="list-style-type: none"> ▶ Need help? Product details, page 56 	<ul style="list-style-type: none"> • Tool box, quantity 4: PET 	<ul style="list-style-type: none"> Style number
Specification Information		
• Style Number	• U.S. Price	
FLXAFTBOX	\$867	

Mobile Board Clips



Standard Includes		Required to Specify
<ul style="list-style-type: none"> ▶ Need help? Product details, page 56 	<ul style="list-style-type: none"> • Mobile board clips, quantity 4: <ul style="list-style-type: none"> – 6053 Seagull – 6527 Merle 	<ul style="list-style-type: none"> 1 Style number 2 Plastic color number for clips
Specification Information		
• Style Number	• U.S. Price	
FLXAFMBRDCLIP	\$172	

Cable Clips

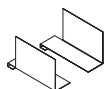


Standard Includes		Required to Specify
<ul style="list-style-type: none"> ▶ Need help? Product details, page 56 	<ul style="list-style-type: none"> • Cable clips, quantity 6: <ul style="list-style-type: none"> – 6527 Merle 	<ul style="list-style-type: none"> Style number
Specification Information		
• Style Number	• U.S. Price	
FLXAFCLMGT	\$129	



For Canadian Pricing
 Multiply U.S. Price by the Canadian price factor.
 ▶ See page 1 for details.

Bookends



Standard Includes		Required to Specify
▶ Need help? Product details, page 56	• Bookends, quantity 2: paint price group 1	1 Style number 2 Paint color number for bookends 3 Options, if selected (see below) ▶ See <i>Surface Materials</i> , page 146.

Options	U.S. Price	Required to Specify
Surface Materials		
• Paint price group 1	No cost	Specify paint color number.
• Paint price group 2	+\$23	Specify paint color number.
• Paint price group 3	+\$36	Specify paint color number.

Specification Information	
Style Number	U.S. Base Price
FLXAFBKEND	\$239

Specifying

Wide Coat Rod



Standard Includes		Required to Specify
▶ Need help? Product details, page 56	• Coat rod: paint price group 1	1 Style number 2 Paint color number for coat rod 3 Options, if selected (see below) ▶ See <i>Surface Materials</i> , page 146.

Options	U.S. Price	Required to Specify
Surface Materials		
• Paint price group 1	No cost	Specify paint color number.
• Paint price group 2	+\$36	Specify paint color number.
• Paint price group 3	+\$71	Specify paint color number.

Specification Information	
Style Number	U.S. Base Price
FLXAFCOATROD	\$172

1 Wide Coat Rod

FLXAFCOATROD \$172

2 Wide Coat Rod

FLXAFCOATROD \$212

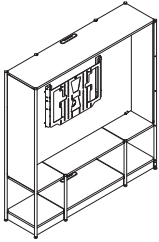


For Canadian Pricing

Multiply U.S. Price by the Canadian price factor.

▶ See page 1 for details.

Active Frames Media Tower



Tip: Tube height can be equal to or greater than unit height, but never smaller.

	Standard Includes	Required to Specify
▶ Need help? Product details, page 64	<ul style="list-style-type: none"> • Frame: paint price group 1 • Base: paint price group 1 • Monitor back panel: High-Pressure Laminate price group 1 with 3 mm plastic edge • 3 high left and right infill: High-Pressure Laminate price group 1 with 3 mm plastic edge • 4 wide top shelf with grommet: High-Pressure Laminate price group 1 with 3 mm plastic edge • 2 wide center shelves with grommet: High-Pressure Laminate price group 1 with 3 mm plastic edge • 400x400 VESA monitor mounting plate: 7360 Merle • Adjusting leveling glides 	<ol style="list-style-type: none"> 1 Style number 2 Paint color number for frame 3 Paint color number for base 4 Laminate color number for infill 5 Laminate color number for shelf 6 Options, if selected (see below) <p>▶ See <i>Surface Materials</i>, page 146.</p>

	Options	U.S. Price	Required to Specify
Tube Height 1	<ul style="list-style-type: none"> • 4 heights • 5 heights 	Prices at right Prices at right	Select 4 heights. Select 5 heights.
Tube Height 2	<ul style="list-style-type: none"> • 4 heights • 5 heights 	Prices at right Prices at right	Select 4 heights. Select 5 heights.
Surface Materials	Frame		
	<ul style="list-style-type: none"> • Paint price group 1 • Paint price group 2 • Paint price group 3 	No cost +\$ 31 +\$ 47	Specify paint color number. Specify paint color number. Specify paint color number.
	Base		
	<ul style="list-style-type: none"> • Paint price group 1 • Paint price group 2 • Paint price group 3 	No cost +\$ 31 +\$ 47	Specify paint color number. Specify paint color number. Specify paint color number.
	Monitor back panel		
	<ul style="list-style-type: none"> • High-Pressure Laminate price group 1 • High-Pressure Laminate price group 2 • High-Pressure Laminate price group 3 • Open Line laminate 	No cost +\$ 18 +\$ 37 +\$111 plus cost of laminate	Specify laminate color number. Specify laminate color number. Specify laminate color number. ▶ See <i>Surface Materials Reference Manual</i> .
	Infill		
<ul style="list-style-type: none"> • High-Pressure Laminate price group 1 • High-Pressure Laminate price group 2 • High-Pressure Laminate price group 3 • Open Line laminate • PET 	No cost +\$ 18 +\$ 37 +\$111 plus cost of laminate +\$507	Specify laminate color number. Specify laminate color number. Specify laminate color number. ▶ See <i>Surface Materials Reference Manual</i> . Specify PET color number.	
Left infill			
<ul style="list-style-type: none"> • High-Pressure Laminate price group 1 • High-Pressure Laminate price group 2 • High-Pressure Laminate price group 3 • Open Line laminate • PET 	No cost +\$ 18 +\$ 37 +\$111 plus cost of laminate +\$507	Specify laminate color number. Specify laminate color number. Specify laminate color number. ▶ See <i>Surface Materials Reference Manual</i> . Specify PET color number.	

▶ Options, continued on next page



For Canadian Pricing
Multiply U.S. Price by the Canadian price factor.
▶ See page 1 for details.

► Options, continued from previous page

	Options	U.S. Price	Required to Specify
Surface Materials, continued	Right infill		
	• High-Pressure Laminate price group 1	No cost	Specify laminate color number.
	• High-Pressure Laminate price group 2	+\$ 18	Specify laminate color number.
	• High-Pressure Laminate price group 3	+\$ 37	Specify laminate color number.
	• Open Line laminate	+\$111 plus cost of laminate	► See <i>Surface Materials Reference Manual</i> .
	• PET	+\$507	Specify PET color number.
	Shelf		
	• High-Pressure Laminate price group 1	No cost	Specify laminate color number.
	• High-Pressure Laminate price group 2	+\$ 18	Specify laminate color number.
	• High-Pressure Laminate price group 3	+\$ 37	Specify laminate color number.
	• Open Line laminate	+\$111 plus cost of laminate	► See <i>Surface Materials Reference Manual</i> .
	Base shelf left		
	• High-Pressure Laminate price group 1	No cost	Specify laminate color number.
	• High-Pressure Laminate price group 2	+\$ 18	Specify laminate color number.
	• High-Pressure Laminate price group 3	+\$ 37	Specify laminate color number.
• Open Line laminate	+\$111 plus cost of laminate	► See <i>Surface Materials Reference Manual</i> .	
Base shelf center			
• High-Pressure Laminate price group 1	No cost	Specify laminate color number.	
• High-Pressure Laminate price group 2	+\$ 18	Specify laminate color number.	
• High-Pressure Laminate price group 3	+\$ 37	Specify laminate color number.	
• Open Line laminate	+\$111 plus cost of laminate	► See <i>Surface Materials Reference Manual</i> .	
Base shelf right			
• High-Pressure Laminate price group 1	No cost	Specify laminate color number.	
• High-Pressure Laminate price group 2	+\$ 18	Specify laminate color number.	
• High-Pressure Laminate price group 3	+\$ 37	Specify laminate color number.	
• Open Line laminate	+\$111 plus cost of laminate	► See <i>Surface Materials Reference Manual</i> .	
Shelf 2 left			
• High-Pressure Laminate price group 1	No cost	Specify laminate color number.	
• High-Pressure Laminate price group 2	+\$ 18	Specify laminate color number.	
• High-Pressure Laminate price group 3	+\$ 37	Specify laminate color number.	
• Open Line laminate	+\$111 plus cost of laminate	► See <i>Surface Materials Reference Manual</i> .	
Shelf 2 center			
• High-Pressure Laminate price group 1	No cost	Specify laminate color number.	
• High-Pressure Laminate price group 2	+\$ 18	Specify laminate color number.	
• High-Pressure Laminate price group 3	+\$ 37	Specify laminate color number.	
• Open Line laminate	+\$111 plus cost of laminate	► See <i>Surface Materials Reference Manual</i> .	

Tip: Base shelf finishes are only available when contrasting shelf finish is selected.

Tip: Shelf 2 finish is only available when contrasting shelf finish is selected.

 **For Canadian Pricing**
Multiply U.S. Price by the Canadian price factor.
► See page 1 for details.

► Options, continued on next page

► Options, continued from previous page

	Options	U.S. Price	Required to Specify
Surface Materials, continued	Shelf 2 right		
	• High-Pressure Laminate price group 1	No cost	Specify laminate color number.
	• High-Pressure Laminate price group 2	+\$ 18	Specify laminate color number.
	• High-Pressure Laminate price group 3	+\$ 37	Specify laminate color number.
	• Open Line laminate	+\$ 111 plus cost of laminate	► See <i>Surface Materials Reference Manual</i> .
	Shelf 3 left		
	• High-Pressure Laminate price group 1	No cost	Specify laminate color number.
	• High-Pressure Laminate price group 2	+\$ 18	Specify laminate color number.
	• High-Pressure Laminate price group 3	+\$ 37	Specify laminate color number.
	• Open Line laminate	+\$111 plus cost of laminate	► See <i>Surface Materials Reference Manual</i> .
	Shelf 3 center		
	• High-Pressure Laminate price group 1	No cost	Specify laminate color number.
	• High-Pressure Laminate price group 2	+\$ 18	Specify laminate color number.
	• High-Pressure Laminate price group 3	+\$ 37	Specify laminate color number.
	• Open Line laminate	+\$111 plus cost of laminate	► See <i>Surface Materials Reference Manual</i> .
	Shelf 3 right		
• High-Pressure Laminate price group 1	No cost	Specify laminate color number.	
• High-Pressure Laminate price group 2	+\$ 18	Specify laminate color number.	
• High-Pressure Laminate price group 3	+\$ 37	Specify laminate color number.	
• Open Line laminate	+\$111 plus cost of laminate	► See <i>Surface Materials Reference Manual</i> .	
Top shelf			
• High-Pressure Laminate price group 1	No cost	Specify laminate color number.	
• High-Pressure Laminate price group 2	+\$ 18	Specify laminate color number.	
• High-Pressure Laminate price group 3	+\$ 37	Specify laminate color number.	
• Open Line laminate	+\$111 plus cost of laminate	► See <i>Surface Materials Reference Manual</i> .	
Contrasting Infill	• Contrasting • Non-contrasting	No cost No cost	Specify with <i>contrasting infill</i> . Specify with <i>non contrasting infill</i> .
Infill Grain Directon	• Horizontal • No grain direction • Vertical	No cost No cost No cost	Specify with <i>horizontal grain direction</i> . Specify with <i>no grain direction</i> . Specify with <i>vertical grain direction</i> .
Left Infill Grain Directon	• Horizontal • No grain direction • Vertical	No cost No cost No cost	Specify with <i>horizontal grain direction</i> . Specify with <i>no grain direction</i> . Specify with <i>vertical grain direction</i> .
Right Infill Grain Directon	• Horizontal • No grain direction • Vertical	No cost No cost No cost	Specify with <i>horizontal grain direction</i> . Specify with <i>no grain direction</i> . Specify with <i>vertical grain direction</i> .
Contrasting Shelf	• Contrasting • Non-contrasting	No cost No cost	Specify with <i>contrasting infill</i> . Specify with <i>non contrasting infill</i> .
Table	• No table • With table	No cost No cost	Specify with <i>no table</i> . Specify with <i>table</i> .

Tip: Shelf 3 is only available when 5 unit height and contrasting shelf finish is selected.

Tip: Top shelf finish is only available when contrasting shelf finish is selected.

Tip: Left and right infill finish is only selectable when contrasting infill is selected.

Tip: Selecting contrasting shelf finish will allow user to select base, shelf 2 and top shelf finishes.

► Options, continued on next page

► Options, continued from previous page

Options	U.S. Price	Required to Specify	
Monitor Mount Hardware	<ul style="list-style-type: none"> No hardware With hardware 	<ul style="list-style-type: none"> No cost +\$ 109 	<ul style="list-style-type: none"> Specify with no hardware. Specify with hardware.
Counterweight	<ul style="list-style-type: none"> No counterweight 2 counterweight 4 counterweight 6 counterweight 8 counterweight 10 counterweight 	<ul style="list-style-type: none"> No cost +\$ 258 +\$ 516 +\$ 774 +\$1032 +\$1290 	<ul style="list-style-type: none"> Specify with no counterweight. Specify with 2 counterweights. Specify with 4 counterweights. Specify with 6 counterweights. Specify with 8 counterweights. Specify with 10 counterweights.

Specification Information

Style Number	Dimensions			U.S. Base Price
	D	W	H	

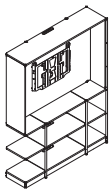
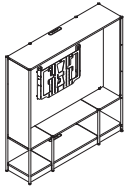
Media Tower Internal Mount

FLXAFFRAMET1	15¾"	63"	4 Units	\$4700
	15¾"	63"	5 Units	\$5440

Media Tower Internal Mount Extension

FLXAFFFRAMEEXTT1	15¾"	63"	4 Units	\$4085
	15¾"	63"	5 Units	\$4670

Tip: Fixed boards are required for open plan applications, but not included in the base price.



Specifying

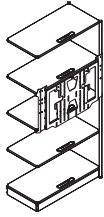


For Canadian Pricing

Multiply U.S. Price by the Canadian price factor.

► See page 1 for details.

Active Frames Media Tower External Mount Extension



Tip: Tube height can be equal to or greater than unit height, but never smaller.

	Standard Includes	Required to Specify
▶ Need help? Product details, page 64	<ul style="list-style-type: none"> • Frame: paint price group 1 • Base: paint price group 1 • Monitor back panel: High-Pressure Laminate price group 1 with 3 mm plastic edge • 2 wide top shelf with grommet: High-Pressure Laminate price group 1 with 3 mm plastic edge • 2 wide center shelves with grommet: High-Pressure Laminate price group 1 with 3 mm plastic edge • 400x400 VESA monitor mounting plate: 7360 Merle • Adjusting leveling glides 	<ol style="list-style-type: none"> 1 Style number 2 Paint color number for frame 3 Paint color number for base 4 Laminate color number for back panel 5 Laminate color number for shelf 6 Options, if selected (see below) <p>▶ See <i>Surface Materials</i>, page 146.</p>

	Options	U.S. Price	Required to Specify
Tube Height 1	<ul style="list-style-type: none"> • 4 heights • 5 heights 	Prices at right	Select 4 heights. Select 5 heights.
Tube Height 2	<ul style="list-style-type: none"> • 4 heights • 5 heights 	Prices at right	Select 4 heights. Select 5 heights.
Surface Materials	Frame		
	• Paint price group 1	No cost	Specify paint color number.
	• Paint price group 2	+\$ 31	Specify paint color number.
	• Paint price group 3	+\$ 47	Specify paint color number.
	Base		
	• Paint price group 1	No cost	Specify paint color number.
	• Paint price group 2	+\$ 31	Specify paint color number.
	• Paint price group 3	+\$ 47	Specify paint color number.
	Shelf		
	• High-Pressure Laminate price group 1	No cost	Specify laminate color number.
	• High-Pressure Laminate price group 2	+\$ 18	Specify laminate color number.
	• High-Pressure Laminate price group 3	+\$ 37	Specify laminate color number.
• Open Line laminate	+\$111 plus cost of laminate	▶ See <i>Surface Materials Reference Manual</i> .	
Base shelf			
• High-Pressure Laminate price group 1	No cost	Specify laminate color number.	
• High-Pressure Laminate price group 2	+\$ 18	Specify laminate color number.	
• High-Pressure Laminate price group 3	+\$ 37	Specify laminate color number.	
• Open Line laminate	+\$111 plus cost of laminate	▶ See <i>Surface Materials Reference Manual</i> .	
Shelf 2			
• High-Pressure Laminate price group 1	No cost	Specify laminate color number.	
• High-Pressure Laminate price group 2	+\$ 18	Specify laminate color number.	
• High-Pressure Laminate price group 3	+\$ 37	Specify laminate color number.	
• Open Line laminate	+\$111 plus cost of laminate	▶ See <i>Surface Materials Reference Manual</i> .	
Shelf 3			
• High-Pressure Laminate price group 1	No cost	Specify laminate color number.	
• High-Pressure Laminate price group 2	+\$ 18	Specify laminate color number.	
• High-Pressure Laminate price group 3	+\$ 37	Specify laminate color number.	
• Open Line laminate	+\$111 plus cost of laminate	▶ See <i>Surface Materials Reference Manual</i> .	

▶ Options, continued on next page

 **For Canadian Pricing**
Multiply U.S. Price by the Canadian price factor.
▶ See page 1 for details.

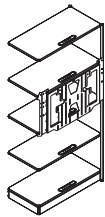
► Options, continued from previous page

Options	U.S. Price	Required to Specify
Surface Materials, continued Top shelf <ul style="list-style-type: none"> High-Pressure Laminate price group 1 High-Pressure Laminate price group 2 High-Pressure Laminate price group 3 Open Line laminate 	No cost +\$ 18 +\$ 37 +\$111 plus cost of laminate	Specify laminate color number. Specify laminate color number. Specify laminate color number. ► See <i>Surface Materials Reference Manual</i> .
Contrasting Shelf <ul style="list-style-type: none"> Contrasting Non-contrasting 	No cost No cost	Specify <i>with contrasting shelf</i> . Specify <i>with non contrasting shelf</i> .
Monitor Mount Hardware <ul style="list-style-type: none"> No hardware With hardware 	No cost +\$109	Specify <i>with no hardware</i> . Specify <i>with hardware</i> .

Tip: Top shelf finish is only available when contrasting shelf finish is selected.

Tip: Selecting contrasting shelf finish will allow user to select base, shelf 2 and top shelf finishes.

Tip: Additional frame and extensions are required but not included in the base price.



Specification Information

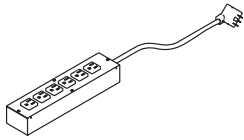
Style Number	Dimensions			U.S. Base Price
	D	W	H	
FLXAFFRAMEEXTT2	15¾"	31½"	4 Units	\$1255
	15¾"	31½"	5 Units	\$1486

Specifying



For Canadian Pricing
 Multiply U.S. Price by the Canadian price factor.
 ► See page 1 for details.

Active Frames Media Power Unit



	Standard Includes	Required to Specify
▶ Need help? Product details, page 64	<ul style="list-style-type: none"> Black or white power cord: 10' with standard plug 	<ol style="list-style-type: none"> Style number Black or white for power cord Options, if selected (see below)

	Options	U.S. Price	Required to Specify
Power Cord	<ul style="list-style-type: none"> 10' standard cord 9' standard cord 10' braided cord 20' standard cord 9' braided cord 20' braided cord 	<ul style="list-style-type: none"> No cost No cost +\$ 80 +\$ 80 +\$ 80 +\$238 	<ul style="list-style-type: none"> Specify with 10' standard cord. Specify with 9' standard cord. Specify with 10' braided cord. Specify with 20' standard cord. Specify with 9' braided cord. Specify with 20' braided cord.
Power Plug Type	<ul style="list-style-type: none"> Standard NEMA 5-15 3-prong Thread low profile plug 	<ul style="list-style-type: none"> No cost +\$ 43 	<ul style="list-style-type: none"> Specify with standard NEMA 5-15 3-prong. Specify with thread low profile plug.
PVC	<ul style="list-style-type: none"> With PVC Non PVC 	<ul style="list-style-type: none"> No cost +\$ 37 	<ul style="list-style-type: none"> Specify with PVC. Specify with non PVC.

Specification Information	
Style Number	U.S. Base Price
FLXAFMPU	\$551

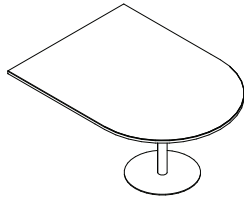


For Canadian Pricing
 Multiply U.S. Price by the
 Canadian price factor.
 ▶ See page 1 for details.

Active Frames Media Table

Active Frames Media Table

D-Shape



	Standard Includes	Required to Specify
▶ Need help? Product details, page 64	<ul style="list-style-type: none"> • Column height: seated height fixed • Top: High-Pressure Laminate price group 1 • Column: paint price group 1 • Base: paint price group 1 • Black or white power cord: 10' with standard plug • Clamp on power: plastic price group 1 • Standard core 	<ol style="list-style-type: none"> 1 Style number 2 Laminate color number for top 3 Paint color number for column 4 Paint color number for base 5 Plastic color number for clamp 6 Black or white for power cord 7 Options, if selected (see below) <p>▶ See <i>Surface Materials</i>, page 146.</p>

	Options	U.S. Price	Required to Specify
Surface Materials	Top		
	• High-Pressure Laminate price group 1	No cost	Specify laminate color number.
	• High-Pressure Laminate price group 2	+\$ 35	Specify laminate color number.
	• High-Pressure Laminate price group 3	+\$ 55	Specify laminate color number.
	• Open Line laminate	+\$111 plus cost of laminate	▶ See <i>Surface Materials Reference Manual</i> .
	Column		
	• Paint price group 1	No cost	Specify paint color number.
	• Paint price group 2	+\$ 31	Specify paint color number.
	Base		
	• Paint price group 1	No cost	Specify paint color number.
• Paint price group 2	+\$ 31	Specify paint color number.	
• Paint price group 3	+\$ 47	Specify paint color number.	
Column Height	<ul style="list-style-type: none"> • Seated height fixed • Standing height fixed 	<ul style="list-style-type: none"> No cost +\$119 	<ul style="list-style-type: none"> Specify <i>with seated height fixed</i>. Specify <i>with standing height fixed</i>.
Power	<ul style="list-style-type: none"> • No power • With clamp on power 	<ul style="list-style-type: none"> No cost +\$386 	<ul style="list-style-type: none"> Specify <i>with no power</i>. Specify <i>with clamp on power</i>.
Overcurrent Protection	<ul style="list-style-type: none"> • Without overcurrent protection • With overcurrent protection 	<ul style="list-style-type: none"> No cost +\$ 56 	<ul style="list-style-type: none"> Specify <i>without overcurrent protection</i>. Specify <i>with overcurrent protection</i>.
Clamp on Power Configuration	<ul style="list-style-type: none"> • 2 power 2 USB A+C • 3 power • 2 power 1 USB-C • 2 power 1 USB A+C 	<ul style="list-style-type: none"> No cost No cost +\$ 70 +\$350 	<ul style="list-style-type: none"> Specify <i>with 2 power 2 USB A+C</i>. Specify <i>with 3 power</i>. Specify <i>with 2 power 1 USB-C</i>. Specify <i>with 2 power 1 USB A+C</i>.
Power Cord	<ul style="list-style-type: none"> • 10' standard cord • 9' standard cord • 10' braided cord • 20' standard cord • 9' braided cord • 20' braided cord 	<ul style="list-style-type: none"> No cost No cost +\$ 80 +\$ 80 +\$ 80 +\$238 	<ul style="list-style-type: none"> Specify <i>with 10' standard cord</i>. Specify <i>with 9' standard cord</i>. Specify <i>with 10' braided cord</i>. Specify <i>with 20' standard cord</i>. Specify <i>with 9' braided cord</i>. Specify <i>with 20' braided cord</i>.
Power Plug Type	<ul style="list-style-type: none"> • Standard NEMA 5-15 3-prong • Thread low profile plug 	<ul style="list-style-type: none"> No cost +\$ 43 	<ul style="list-style-type: none"> Specify <i>with standard NEMA 5-15 3-prong</i>. Specify <i>with thread low profile plug</i>.
PVC	<ul style="list-style-type: none"> • With PVC • Non PVC 	<ul style="list-style-type: none"> No cost +\$ 37 	<ul style="list-style-type: none"> Specify <i>with PVC</i>. Specify <i>with non PVC</i>.

Specification Information

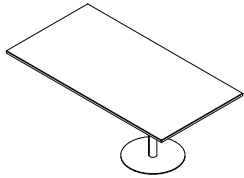
• Style Number	• Dimensions		• U.S. Base Price
	• D	• W	
FLXAFDSHAPE	47"	63"	\$1737
	47"	75"	\$1911

 **For Canadian Pricing**
Multiply U.S. Price by the Canadian price factor.
▶ See page 1 for details.

Specifying

Active Frames Media Table

Rectangle



Standard Includes	Required to Specify
<ul style="list-style-type: none"> ▶ Need help? Product details, page 64 • Column height: seated height fixed • Top: High-Pressure Laminate price group 1 • Column: paint price group 1 • Base: paint price group 1 • Black or white power cord: 10' with standard plug • Clamp on power: plastic price group 1 • Standard core 	<ol style="list-style-type: none"> 1 Style number 2 Laminate color number for top 3 Paint color number for column 4 Paint color number for base 5 Plastic color number for clamp 6 Black or white for power cord 7 Options, if selected (see below) <p>▶ See <i>Surface Materials</i>, page 146.</p>

Options	U.S. Price	Required to Specify
Surface Materials		
Top		
• High-Pressure Laminate price group 1	No cost	Specify laminate color number.
• High-Pressure Laminate price group 2	+\$ 35	Specify laminate color number.
• High-Pressure Laminate price group 3	+\$ 55	Specify laminate color number.
• Open Line laminate	+\$111 plus cost of laminate	▶ See <i>Surface Materials Reference Manual</i> .
Column		
• Paint price group 1	No cost	Specify paint color number.
• Paint price group 2	+\$ 31	Specify paint color number.
Base		
• Paint price group 1	No cost	Specify paint color number.
• Paint price group 2	+\$ 31	Specify paint color number.
• Paint price group 3	+\$ 47	Specify paint color number.
Column Height		
• Seated height fixed	No cost	Specify <i>with seated height fixed</i> .
• Standing height fixed	+\$119	Specify <i>with standing height fixed</i> .
Power		
• No power	No cost	Specify <i>with no power</i> .
• With clamp on power	+\$386	Specify <i>with clamp on power</i> .
Overcurrent Protection		
• Without overcurrent protection	No cost	Specify <i>without overcurrent protection</i> .
• With overcurrent protection	+\$ 56	Specify <i>with overcurrent protection</i> .
Clamp on Power Configuration		
• 2 power 2 USB A+C	No cost	Specify <i>with 2 power 2 USB A+C</i> .
• 3 power	No cost	Specify <i>with 3 power</i> .
• 2 power 1 USB-C	+\$ 70	Specify <i>with 2 power 1 USB-C</i> .
• 2 power 1 USB A+C	+\$350	Specify <i>with 2 power 1 USB A+C</i> .
Power Cord		
• 10' standard cord	No cost	Specify <i>with 10' standard cord</i> .
• 9' standard cord	No cost	Specify <i>with 9' standard cord</i> .
• 10' braided cord	+\$ 80	Specify <i>with 10' braided cord</i> .
• 20' standard cord	+\$ 80	Specify <i>with 20' standard cord</i> .
• 9' braided cord	+\$ 80	Specify <i>with 9' braided cord</i> .
• 20' braided cord	+\$238	Specify <i>with 20' braided cord</i> .
Power Plug Type		
• Standard NEMA 5-15 3-prong	No cost	Specify <i>with standard NEMA 5-15 3-prong</i> .
• Thread low profile plug	+\$ 43	Specify <i>with thread low profile plug</i> .
PVC		
• With PVC	No cost	Specify <i>with PVC</i> .
• Non PVC	+\$ 37	Specify <i>with non PVC</i> .

Specification Information			
Style Number	Dimensions		U.S. Base Price
:	D	W	:
FLXAFRECT	75"	39"	\$1859
:	:	:	:

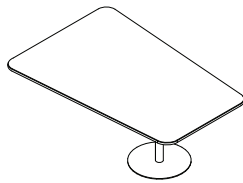


For Canadian Pricing
 Multiply U.S. Price by the Canadian price factor.
 ▶ See page 1 for details.

Active Frames Media Table

Active Frames Media Table

Sightline



	Standard Includes	Required to Specify
▶ Need help? Product details, page 64	<ul style="list-style-type: none"> • Column height: seated height fixed • Top: High-Pressure Laminate price group 1 • Column: paint price group 1 • Base: paint price group 1 • Black or white power cord: 10' with standard plug • Clamp on power: plastic price group 1 • Standard core 	<ol style="list-style-type: none"> 1 Style number 2 Laminate color number for top 3 Paint color number for column 4 Paint color number for base 5 Plastic color number for clamp 6 Black or white for power cord 7 Options, if selected (see below) <p>▶ See <i>Surface Materials</i>, page 146.</p>

	Options	U.S. Price	Required to Specify
Surface Materials	Top		
	• High-Pressure Laminate price group 1	No cost	Specify laminate color number.
	• High-Pressure Laminate price group 2	+\$ 35	Specify laminate color number.
	• High-Pressure Laminate price group 3	+\$ 55	Specify laminate color number.
	• Open Line laminate	+\$111 plus cost of laminate	▶ See <i>Surface Materials Reference Manual</i> .
	Column		
	• Paint price group 1	No cost	Specify paint color number.
	• Paint price group 2	+\$ 31	Specify paint color number.
	Base		
	• Paint price group 1	No cost	Specify paint color number.
• Paint price group 2	+\$ 31	Specify paint color number.	
• Paint price group 3	+\$ 47	Specify paint color number.	
Column Height	<ul style="list-style-type: none"> • Seated height fixed • Standing height fixed 	<ul style="list-style-type: none"> No cost +\$119 	<ul style="list-style-type: none"> Specify <i>with seated height fixed</i>. Specify <i>with standing height fixed</i>.
Power	<ul style="list-style-type: none"> • No power • With clamp on power 	<ul style="list-style-type: none"> No cost +\$386 	<ul style="list-style-type: none"> Specify <i>with no power</i>. Specify <i>with clamp on power</i>.
Overcurrent Protection	<ul style="list-style-type: none"> • Without overcurrent protection • With overcurrent protection 	<ul style="list-style-type: none"> No cost +\$ 56 	<ul style="list-style-type: none"> Specify <i>without overcurrent protection</i>. Specify <i>with overcurrent protection</i>.
Clamp on Power Configuration	<ul style="list-style-type: none"> • 2 power 2 USB A+C • 3 power • 2 power 1 USB-C • 2 power 1 USB A+C 	<ul style="list-style-type: none"> No cost No cost +\$ 70 +\$350 	<ul style="list-style-type: none"> Specify <i>with 2 power 2 USB A+C</i>. Specify <i>with 3 power</i>. Specify <i>with 2 power 1 USB-C</i>. Specify <i>with 2 power 1 USB A+C</i>.
Power Cord	<ul style="list-style-type: none"> • 10' standard cord • 9' standard cord • 10' braided cord • 20' standard cord • 9' braided cord • 20' braided cord 	<ul style="list-style-type: none"> No cost No cost +\$ 80 +\$ 80 +\$ 80 +\$238 	<ul style="list-style-type: none"> Specify <i>with 10' standard cord</i>. Specify <i>with 9' standard cord</i>. Specify <i>with 10' braided cord</i>. Specify <i>with 20' standard cord</i>. Specify <i>with 9' braided cord</i>. Specify <i>with 20' braided cord</i>.
Power Plug Type	<ul style="list-style-type: none"> • Standard NEMA 5-15 3-prong • Thread low profile plug 	<ul style="list-style-type: none"> No cost +\$ 43 	<ul style="list-style-type: none"> Specify <i>with standard NEMA 5-15 3-prong</i>. Specify <i>with thread low profile plug</i>.
PVC	<ul style="list-style-type: none"> • With PVC • Non PVC 	<ul style="list-style-type: none"> No cost +\$ 37 	<ul style="list-style-type: none"> Specify <i>with PVC</i>. Specify <i>with non PVC</i>.

Specification Information

Style Number	Dimensions		U.S. Base Price
	D	W	
FLXAFSIGHT	75"	51"	\$1911




For Canadian Pricing

Multiply U.S. Price by the Canadian price factor.

▶ See page 1 for details.

Active Frames Worksurface Clamp Power



Standard Includes	Required to Specify
<ul style="list-style-type: none"> ▶ Need help? Product details, page 64 • Black or white power cord: 10' with standard plug 	<ul style="list-style-type: none"> 1 Style number 2 Black or white for power cord 3 Options, if selected (see below)

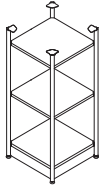
Options	U.S. Price	Required to Specify
Clamp on Power Configuration <ul style="list-style-type: none"> • 2 power 2 USB A+C • 3 power • 2 power 1 USB-C • 2 power 1 USB A+C 	<ul style="list-style-type: none"> No cost No cost +\$ 70 +\$350 	<ul style="list-style-type: none"> Specify <i>with 2 power 2 USB A+C.</i> Specify <i>with 3 power.</i> Specify <i>with 2 power 1 USB-C.</i> Specify <i>with 2 power 1 USB A+C.</i>
Overcurrent Protection <ul style="list-style-type: none"> • Without overcurrent protection • With overcurrent protection 	<ul style="list-style-type: none"> No cost +\$ 56 	<ul style="list-style-type: none"> Specify <i>without overcurrent protection.</i> Specify <i>with overcurrent protection.</i>
Power Cord <ul style="list-style-type: none"> • 10' standard cord • 9' standard cord • 10' braided cord • 20' standard cord • 9' braided cord • 20' braided cord 	<ul style="list-style-type: none"> No cost No cost +\$ 80 +\$ 80 +\$ 80 +\$238 	<ul style="list-style-type: none"> Specify <i>with 10' standard cord.</i> Specify <i>with 9' standard cord.</i> Specify <i>with 10' braided cord.</i> Specify <i>with 20' standard cord.</i> Specify <i>with 9' braided cord.</i> Specify <i>with 20' braided cord.</i>
Power Plug Type <ul style="list-style-type: none"> • Standard NEMA 5-15 3-prong • Thread low profile plug 	<ul style="list-style-type: none"> No cost +\$ 43 	<ul style="list-style-type: none"> Specify <i>with standard NEMA 5-15 3-prong.</i> Specify <i>with thread low profile plug.</i>
PVC <ul style="list-style-type: none"> • With PVC • Non PVC 	<ul style="list-style-type: none"> No cost +\$ 37 	<ul style="list-style-type: none"> Specify <i>with PVC.</i> Specify <i>with non PVC.</i>

Specification Information	
Style Number	U.S. Base Price
FLXAFMCLMPPWR	\$386
.	.



For Canadian Pricing
 Multiply U.S. Price by the Canadian price factor.
 ▶ See page 1 for details.

Active Frames Work Island Frames



Standard Includes		Required to Specify
<ul style="list-style-type: none"> ▶ Need help? Product details, page 68 	<ul style="list-style-type: none"> • Frame: paint price group 1 • Base: paint price group 1 • Adjusting leveling glides 	<ol style="list-style-type: none"> 1 Style number 2 Paint color number for frame 3 Paint color number for base 4 Options, if selected (see below) <ul style="list-style-type: none"> ▶ See <i>Surface Materials</i>, page 146.

Options	U.S. Price	Required to Specify
Width		
<ul style="list-style-type: none"> • 1 wide • 2 wide 	Price at right Price at right	Select 1 wide. Select 2 wide.
Depth		
<ul style="list-style-type: none"> • 1 deep • 2 deep 	Price at right Price at right	Select 1 deep. Select 2 deep.
Contrasting Shelf		
<ul style="list-style-type: none"> • Contrasting • Non-contrasting 	No cost No cost	Specify <i>with contrasting shelf</i> . Specify <i>with non contrasting shelf</i> .
Surface Materials		
Shelf		
<ul style="list-style-type: none"> • High-Pressure Laminate price group 1 • High-Pressure Laminate price group 2 • High-Pressure Laminate price group 3 • Open Line laminate 	No cost +\$ 18 +\$ 37 +\$111 plus cost of laminate	Specify laminate color number. Specify laminate color number. Specify laminate color number. ▶ See <i>Surface Materials Reference Manual</i> .
Base shelf		
<ul style="list-style-type: none"> • High-Pressure Laminate price group 1 • High-Pressure Laminate price group 2 • High-Pressure Laminate price group 3 • Open Line laminate 	No cost +\$ 18 +\$ 37 +\$111 plus cost of laminate	Specify laminate color number. Specify laminate color number. Specify laminate color number. ▶ See <i>Surface Materials Reference Manual</i> .
Shelf 2		
<ul style="list-style-type: none"> • High-Pressure Laminate price group 1 • High-Pressure Laminate price group 2 • High-Pressure Laminate price group 3 • Open Line laminate 	No cost +\$ 18 +\$ 37 +\$111 plus cost of laminate	Specify laminate color number. Specify laminate color number. Specify laminate color number. ▶ See <i>Surface Materials Reference Manual</i> .
Top shelf		
<ul style="list-style-type: none"> • High-Pressure Laminate price group 1 • High-Pressure Laminate price group 2 • High-Pressure Laminate price group 3 • Open Line laminate 	No cost +\$ 18 +\$ 37 +\$111 plus cost of laminate	Specify laminate color number. Specify laminate color number. Specify laminate color number. ▶ See <i>Surface Materials Reference Manual</i> .
Frame		
<ul style="list-style-type: none"> • Paint price group 1 • Paint price group 2 • Paint price group 3 	No cost +\$ 31 +\$ 47	Specify paint color number. Specify paint color number. Specify paint color number.
Base		
<ul style="list-style-type: none"> • Paint price group 1 • Paint price group 2 • Paint price group 3 	No cost +\$ 31 +\$ 47	Specify paint color number. Specify paint color number. Specify paint color number.
Shelf 2		
<ul style="list-style-type: none"> • No shelf • With shelf 	+\$294 +\$441	Specify <i>with no shelf</i> . Specify <i>with shelf</i> .

Tip: In SmartTools, no shelf means it includes the base and top shelves, and with shelf includes the base, top and intermediary shelves.

Specification Information

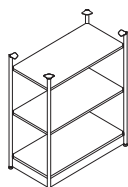
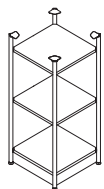
Style Number	Depth	U.S. Base Price
--------------	-------	-----------------

1 Wide Work Island Frame

FLXAFCTFRAME	1 Deep	\$ 987
	2 Deep	\$1543

2 Wide Work Island Frame

FLXAFCTFRAME	1 Deep	\$1543
	2 Deep	\$1933



Specifying



For Canadian Pricing
Multiply U.S. Price by the
Canadian price factor.
▶ See page 1 for details.

Active Frames Work Island Frame Extensions



Standard Includes		Required to Specify	
<ul style="list-style-type: none"> ▶ Need help? Product details, page 68 	<ul style="list-style-type: none"> • Frame: paint price group 1 • Base: paint price group 1 • Adjusting leveling glides 	<ul style="list-style-type: none"> 1 Style number 2 Paint color number for frame 3 Paint color number for base 4 Options, if selected (see below) ▶ See <i>Surface Materials</i>, page 146. 	
Options		U.S. Price	Required to Specify
Width	<ul style="list-style-type: none"> • 1 wide • 2 wide 	Price at right Price at right	Select 1 wide. Select 2 wide.
Depth	<ul style="list-style-type: none"> • 1 deep • 2 deep 	Price at right Price at right	Select 1 deep. Select 2 deep.
Contrasting Shelf	<ul style="list-style-type: none"> • Contrasting • Non-contrasting 	No cost No cost	Specify <i>with contrasting shelf</i> . Specify <i>with non contrasting shelf</i> .
Surface Materials	Shelf		
	• High-Pressure Laminate price group 1	No cost	Specify laminate color number.
	• High-Pressure Laminate price group 2	+\$ 18	Specify laminate color number.
	• High-Pressure Laminate price group 3	+\$ 37	Specify laminate color number.
	• Open Line laminate	+\$111 plus cost of laminate	▶ See <i>Surface Materials Reference Manual</i> .
	Base shelf		
	• High-Pressure Laminate price group 1	No cost	Specify laminate color number.
	• High-Pressure Laminate price group 2	+\$ 18	Specify laminate color number.
	• High-Pressure Laminate price group 3	+\$ 37	Specify laminate color number.
	• Open Line laminate	+\$111 plus cost of laminate	▶ See <i>Surface Materials Reference Manual</i> .
	Shelf 2		
	• High-Pressure Laminate price group 1	No cost	Specify laminate color number.
	• High-Pressure Laminate price group 2	+\$ 18	Specify laminate color number.
• High-Pressure Laminate price group 3	+\$ 37	Specify laminate color number.	
• Open Line laminate	+\$111 plus cost of laminate	▶ See <i>Surface Materials Reference Manual</i> .	
Top shelf			
• High-Pressure Laminate price group 1	No cost	Specify laminate color number.	
• High-Pressure Laminate price group 2	+\$ 18	Specify laminate color number.	
• High-Pressure Laminate price group 3	+\$ 37	Specify laminate color number.	
• Open Line laminate	+\$111 plus cost of laminate	▶ See <i>Surface Materials Reference Manual</i> .	
Frame			
• Paint price group 1	No cost	Specify paint color number.	
• Paint price group 2	+\$ 31	Specify paint color number.	
• Paint price group 3	+\$ 47	Specify paint color number.	
Base			
• Paint price group 1	No cost	Specify paint color number.	
• Paint price group 2	+\$ 31	Specify paint color number.	
• Paint price group 3	+\$ 47	Specify paint color number.	
Shelf	<ul style="list-style-type: none"> • No shelf • With shelf 	+\$294 +\$441	Specify <i>with no shelf</i> . Specify <i>with shelf</i> .

Tip: In SmartTools, no shelf means it includes the base and top shelves, and with shelf includes the base, top and intermediary shelves.

Specification Information

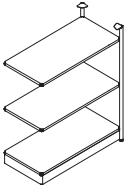
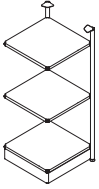
Style Number	Depth	U.S. Base Price
--------------	-------	-----------------

1 Wide Work Island Frame Extension

FLXAFCTFRAMEEXT	1 Deep	\$ 593
	2 Deep	\$ 926

2 Wide Work Island Frame Extension

FLXAFCTFRAMEEXT	1 Deep	\$ 926
	2 Deep	\$1158

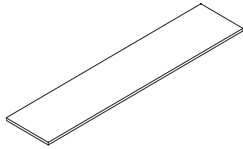


Specifying



For Canadian Pricing
Multiply U.S. Price by the
Canadian price factor.
▶ See page 1 for details.

Active Frames Work Island Worksurface



Standard Includes	Required to Specify
<ul style="list-style-type: none"> ▶ Need help? Product details, page 68 • 5 wide worksurface: High-Pressure Laminate price group 1 with 3 mm plastic edge 	<ul style="list-style-type: none"> 1 Style number 2 Laminate color number for worksurface 3 Options, if selected (see below) ▶ See <i>Surface Materials</i>, page 146.

Depth	Options	U.S. Price	Required to Specify
	<ul style="list-style-type: none"> • 1 deep • 2 deep 	<ul style="list-style-type: none"> Price below Price below 	<ul style="list-style-type: none"> Select 1 deep. Select 2 deep.
Surface Materials	Top		
	<ul style="list-style-type: none"> • High-Pressure Laminate price group 1 • High-Pressure Laminate price group 2 • High-Pressure Laminate price group 3 • Open Line laminate 	<ul style="list-style-type: none"> No cost +\$ 35 +\$ 55 +\$111 plus cost of laminate 	<ul style="list-style-type: none"> Specify laminate color number. Specify laminate color number. Specify laminate color number. ▶ See <i>Surface Materials Reference Manual</i>.

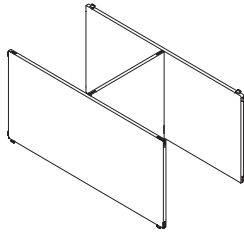
Specification Information		
Style Number	Depth	U.S. Base Price
FLXAFCTWS	1 Deep	\$533
	2 Deep	\$711



For Canadian Pricing
 Multiply U.S. Price by the Canadian price factor.
 ▶ See page 1 for details.

Active Frames Center Infill Panel

Active Frames Center
Infill Panel



Standard Includes	Required to Specify
<ul style="list-style-type: none"> ▶ Need help? Product details, page 68 • 1-wide, 1-high infill: High-Pressure Laminate price group 1 with 3 mm plastic edge 	<ul style="list-style-type: none"> 1 Style number 2 Laminate color number for infill panel 3 Options, if selected (see below) ▶ See <i>Surface Materials</i>, page 146.

Options	U.S. Price	Required to Specify
Width <ul style="list-style-type: none"> • 1 wide • 2 wide 	Price below Price below	Select 1 wide. Select 2 wide.
Infill <ul style="list-style-type: none"> • PET • High-Pressure Laminate price group 1 • High-Pressure Laminate price group 2 • High-Pressure Laminate price group 3 • Open Line laminate 	Prices below No cost +\$ 18 +\$ 37 +\$111 plus cost of laminate	Specify PET color number. Specify laminate color number. Specify laminate color number. Specify laminate color number. ▶ See <i>Surface Materials Reference Manual</i> .
Grain Direction <ul style="list-style-type: none"> • Horizontal • No grain direction • Vertical 	No cost No cost No cost	Specify <i>with horizontal grain direction</i> . Specify <i>with no grain direction</i> . Specify <i>with vertical grain direction</i> .

Specification Information		
Style Number	U.S. Base Price	Options (Add \$ to Base Price)
		PET

1 Wide Center Infill Panel		
FLXAFINFCR	\$368	+\$ 92

2 Wide Center Infill Panel		
FLXAFINFCR	\$423	+\$161

Specifying

For Canadian Pricing
Multiply U.S. Price by the Canadian price factor.
▶ See page 1 for details.



Surface Materials

Surface Materials

146

Surface Materials

Surface Materials

This listing includes all the surface material choices that are available for the products in this specification guide.

Resources

For more information about surface materials, refer to the following resources:

Additional surface materials specification tools

are available to assist you in the specification process—the Surface Materials Binders.

The global surface materials palette

is a core collection of finishes that is available across multiple geographies (Americas/ EMEA – Europe, Middle East, and Africa/APAC – Asia Pacific) and on global product lines, where applicable. For a list of finishes included in the offering, see the *Surface Materials Reference Manual*. Additional details, like product approvals by geography and finish number conversions, can also be found in the *Surface Materials Reference Manual* or see steelcase.com/surface-materials.

Surface Materials Binders

- Surface Materials Reference Manual
- A complete set of swatch cards for hard surfaces, vertical surface fabrics, and seating upholstery

Paint

Tip: All products may not be available in all colors listed below.

Applies to:

- Height-adjustable desk lifting columns
- 4799 Platinum Metallic
7207 Black
7243 Seagull
7360 Merle

Applies to:

- Wall rails
- 4799 Platinum Metallic
7360 Merle

Applies to:

- Power hanger cover
- 4AY2 Chili
4AZ5 Marlin
4CZ8 Light Peacock
7243 Seagull
7360 Merle

Applies to:

- Pneumatic table column
- 7360 Merle
73ZW Pearl Snow

Applies to:

- Table frames
- Pegs
- Footrest
- Cart frame
- Cart shelves
- Flex active frames
- Flex active frames work island
- Height-adjustable desk feet
- Modesty panel
- Privacy back wrap bracket
- Single tables frame
- Pneumatic table base

Price Group 1

Smooth Paint

- 4238 Mocha
4239 Clay
4240 Chalk
4242 Milk
4710 Low Gloss Black

Textured Paint

- 7207 Black
7225 Sand
7237 Slate
7238 Fieldstone
7239 Midnight **E**
7241 Arctic White
7243 Seagull
7250 Sterling Dark Solid
7278 Dark Bronze
7360 Merle

Price Group 2

Smooth Paint

- 4700 Warm White

Smooth Metallic Paint

- 4750 Champagne Metallic
4798 Sterling Metallic **E**
4799 Platinum Metallic
4803 Near Black Metallic

Price Group 3

Accent Paint

- 1ATG Rose Quartz
4AV3 Blue Jay
4AV4 Baltic
4AX1 Citron
4AY2 Chili
4AZ5 Marlin
4BH7 Canary*
4CL7 Sandstone
4CL8 Smokey Plum
4CZ5 Honey
4CZ6 Lagoon
4CZ8 Light Peacock

Coatings

- 1ATT Cast Shadow

Lux Coatings

- 4B20 Obsidian
4B22 Matte Brass
4B23 Burnished Bronze
4B24 Night Bronze
4B25 Matte Copper
4B26 Smoked Mica
4B29 Cast Iron

**Available on Flex active frames and Flex active frames work island only.*

Custom Surfaces

Price Group 3

PerfectMatch
PerfectMatch is a service that allows you to create your own paint color. Refer to the *Surface Materials Reference Manual* for more information about this program.
Tip: Price Group 3 paints are not available on height-adjustable bench bases.

Accessory Paint

Steelcase Surfaces

Applies to:

- Table frames
 - Pegs
 - Footrest
 - Cart frame
 - Cart shelves
 - Flex active frames
 - Flex active frames work island
 - Height-adjustable desk feet
 - Single tables frame
- 4140 Arctic White Gloss
4144 Black Gloss

Laminate

High-Pressure Laminate

Applies to:

- Flex active frames
- Flex active frames work island
- Height-adjustable desk worksurface
- Single tables
- Tables

Price Group 1

Fiber Laminate

- 2850 Vanadium Fiber
2852 Tungsten Fiber **E**
2854 Vellum Fiber **E**
2860 Granite Fiber
2862 Stucco Fiber **E**

Markerboard Laminate

- 2977 Markerboard*

Micro Laminate

- 2920 Marl Micro
2921 Gypsum Micro
2922 Clay Micro

Patina Laminate

- 2870 Blonde Bronze Patina
2873 Instant Iron Patina

Solid Laminate

- 2722 Cream **E**
2730 Arctic White
2746 Black
2811 Mist **E**
2883 Seagull
2884 Milk
2885 Dune
2HAA Persian Salt
2HAB Rose
2HAC Indigo
2HAD Green Citrine **E**
2HAE Dark Olivine
2HAF Cloudy
2HMG Merle

Speckle Laminate

- 2820 Coffee Speckle **E**
2823 Driftwood Speckle
2824 Smoke Speckle
2825 Vanadium Speckle
Tip: Some wood veneer finishes and woodgrain laminates share the same name. Because of the difference in materials, veneers and laminates of the same name are not an exact match but do coordinate with each other.

Woodgrain Laminate

- 2406 Clear Cherry **E**
2409 Clear Maple
2410 Graphite Walnut
2412 Natural Cherry
2422 Medium Cherry **E**
2511 Winter on Maple **E**
2535 Virginia Walnut
2536 Blackwood
2538 Clear Walnut
2592 Blonde on Maple **E**
2714 Natural Walnut **E**
2HAK Clear Oak
2HAL Scarlet*
2HAN Ash Noce
2HAT Acacia
2HAW Ash Wenge
2HBN Bisque Noce
2HBW Bisque Wenge
2HCN Clay Noce
2HCW Clay Wenge
2HSN Storm Noce
2HSW Storm Wenge
2HUB Burnished Bronze*
2HWA Grey Kingswood
2HWB Planked Walnut
2HWD Resolute Walnut
2HWE Natural Recon
2HWF Smoked Walnut **E**
2HZA Waxed Maple
2H2B Natural Ash
2H2C Aged Ash
2H2D Ashwood Oak
2H2E Ashwood Beige
2H2F White Washed Birchply

**Available on Flex active frames and Flex active frames work island only.*

Price Group 2

Textured Laminate

- 2TH2 Fawn Cypress
2TH4 Saddle Oak
2TH5 Veranda Teak
2TH7 Walnut Heights
2UH1 Reclaimed Aggregate
2UH2 Reclaimed Gravel
2UH4 Cement*
2UH6 Sheetrock

**2UH4 Cement has limited availability, determined by product sizing and/or options.*

E = Excluded

Price Group 3**Solid Laminate**

- 24H1 Satin White
- 24H2 Satin Black
- 24H3 Satin Stone
- 24H4 Satin Mocha

Custom Surfaces**Open Line Laminate (OLL)**

This service allows you to order non-standard laminate at an additional processing fee of \$111 U.S. per unit, plus the cost of the laminate.

High-Pressure Laminate pricing does not include premium or digitally printed patterns from any suppliers. Laminate cost may also vary for basic or standard laminates from other suppliers. Please contact the OLL consultant at 616.475.2426 for pricing. The cost of the laminate will be added to your invoice as a separate line on the acknowledgement.

Enter the required edge finish as you would a standard laminate. Laminate Approval and Material Requirements to confirm whether a particular laminate has already been tested for use on a specific Steelcase product or to determine material square foot requirements:

- Visit www.steelcase.com

For additional information, refer to the *Surface Materials Reference Manual*.

Wood

Applies to:

- Height-adjustable desk worksurface
- Single tables
- Tables

Steelcase carefully selects veneer and solid wood for consistent color and grain structure. Wood is a natural material and variations will occur in color, grain and texture. These variations are part of the inherent natural beauty of wood and are not considered defects.

All wood products will darken with age and exposure to ultraviolet light. This is especially apparent with cherry and maple veneer. We recommend that desk accessories be rearranged periodically to ensure even aging of wood surfaces.

When storing your wood furniture, please follow the following guidelines:

- Do not store products in trailers
- Store products in areas that simulate office temperatures (60°F to 90°F)
- Store products in areas that maintain constant, office-like humidity levels
- Keep product away from light. Cover products to make sure they are not exposed to light.

Steelcase Surfaces

Veneers are matched for proper balance and consistency. Veneers are available quarter cut, except for Oak, which is rift cut. Refer to the *Surface Materials Reference Manual* for descriptions of each cut.

Open-pore finish is a medium gloss finish that leaves the wood grain texture visible to the eye and distinguishable to the touch.

Veneer**Wood Group 1****Flat-Cut Open-Pore**

- 3062 FC/OP Graphite Walnut
- 3402 FC/OP Clear Cherry (Aged)
- 3412 FC/OP Natural Cherry **E**
- 3422 FC/OP Medium Cherry
- 3522 FC/OP Clear Maple
- 3702 FC/OP Clear Walnut
- 3712 FC/OP Natural Walnut
- 3752 FC/OP Medium Walnut **E**
- 3762 FC/OP Dark Walnut
- 3772 FC/OP Medium Mahogany on Walnut

Flat-Cut Open-Pore, Natural Veneer

- 3342 FC/OP Black Walnut
- 35A2 FC/OP Blanch Maple
- 37A2 FC/OP Thunder Walnut

Quarter-Cut Open-Pore

- 3042 QC/OP Ash **E**
- 3222 QC/OP Clear Maple
- 3302 QC/OP Clear Walnut
- 3312 QC/OP Natural Walnut
- 3352 QC/OP Medium Walnut **E**
- 3362 QC/OP Dark Walnut
- 3372 QC/OP Medium Mahogany on Walnut
- 3382 QC/OP Graphite Walnut

Quarter-Cut Open-Pore, Natural Veneer

- 32A2 QC/OP Blanch Maple
- 33A2 QC/OP Thunder Walnut
- 3392 QC/OP Black Walnut

Rift-Cut Open-Pore

- 3602 RC/OP Desert Oak

Rift-Cut Open-Pore, Natural Veneer

- 36A2 RC/OP Volcanic Oak

Wood Group 3**Flat-Cut Open-Pore, Natural Veneer**

- 3082 FC/OP Washed Walnut

Wood Group 1**Open-Pore Planked Veneer**

- 3P41 OP Planked Cherry
- 3P51 OP Planked Maple
- 3P61 OP Planked Oak
- 3P71 OP Planked Walnut
- 3VFX OP Unmarked Oak

Tip: Known for its uniqueness, planked veneer has intentional and natural variations that include, but are not limited to: character marks, grain pattern, color, and natural color aging.

E = Excluded

Premium Veneers

A selection of Premium veneers in this collection are available on most Steelcase brand products. The collection will be available as close to standard leadtimes as possible. However, because adequate supplies of veneer and solids must be secured, all orders will be scheduled individually. Leadtimes will vary based on Premium veneer and Premium solids availability at the time the order is placed. The collection is available as Wood Group 3 as part of our Select Surfaces program and supported like standard veneers to make ordering easy. Please see the Steelcase surface materials section on village.steelcase.com for sample information and product line availability. All premium veneers are in clear-coat.

Wood Group 3

Quarter-Cut Open-Pore

3832 QC/OP Figured Anegre

Select Surfaces

For information on products within Select Surfaces, including accent paints and fabrics from Designtex, Gabriel, Kvadrat, and Pollack, please refer to the *Surface Materials Reference Manual* or visit steelcase.com/surface-materials under the Select Surfaces section.

Composite Veneer

Composite veneers are an engineered wood intended to create specific grain patterns and characteristics. They are pre-stained and finished with Steelcase's Clarity water-borne UV topcoat, which protects the environment while providing durability and clarity. Only open-pore finishes are available on composite wood. Composite veneers with natural solid nosings because composite and natural wood grain and color matching are rarely compatible. Composite veneers are Select Surfaces as Wood Group 1 pricing.

Composite Veneer Group 1

Composite Flat-Cut Open-Pore

3JJX FC/OP Walnut Composite
 3LAX FC/OP Graphite on Oak Composite
 3LCX FC/OP Medium Cherry on Cherry Composite

Composite Quarter-Cut Open-Pore

3F8X QC/OP European Walnut Composite
 3HGX QC/OP Oak Composite
 3HVX QC/OP Walnut Composite
 3LBX QC/OP Clear Walnut on Walnut Composite
 3LDX QC/OP Natural Walnut on Walnut Composite

Composite Veneer Group 2

Composite Flat-Cut Open-Pore

3LHX FC/OP Espresso on Walnut Composite

Composite Quarter-Cut Open-Pore

3LEX QC/OP Desert Oak on Oak Composite
 3LGX QC/OP Chai on Walnut Composite
 3LJX QC/OP Ebony on Walnut Composite

Custom Surfaces

Customiz stain is a service that allows you to create your own stain colors and finishes on standard veneer. Customiz stain color is available on all product lines that offer wood veneer.

A \$500 stain-matching fee applies on CUSTOMIZ requests (Exception: The \$500 fee does not apply on matches to Coalesse standard finishes or for a low-gloss finish request on a standard color). The \$500 fee covers the cost of formulating the Customiz color finish and applies regardless of whether or not an order for product is placed.

In addition, an approval form must be signed to indicate customer acceptance of Customiz match. A \$1,500 initiation fee will be charged prior to first order entry. This initiation fee activates the finish for unlimited use on any Steelcase product for an 18 month time period. After the 18 month time period has lapsed, the Customiz finish may be reactivated for another 18 months for a \$1,000 fee at any point within five years after the \$1,500 initiation fee was paid. If the finish is not reactivated within five years after the \$1,500 initiation fee was paid, the finish will be culled and the customer will need to pay the \$1,500 initiation fee again. All style number related Customiz charges products are no cost as of April 2014. The matching and initiation fees are not discountable.

Customiz stain takes 10 days to formulate. Consult the *Surface Materials Reference Manual* for more information. Custom veneers are also available and must be quoted by Steelcase specials group. Customiz stain on custom veneers takes 2 to 4 weeks to formulate.

Requirements and information on ordering a Customiz stain color are found in the *Surface Materials Reference Manual*.

Wrap Knit

5KJ1 Merle
 5KJ2 Cloud
 5KJ3 Fog
 5KJ4 Sand

Plastic

Applies to:
 • Height-adjustable desk rollers
 6053 Seagull
 6205 Black
 6249 Platinum Solid
 6527 Merle
 6655 Warm White

Applies to:
 • Acoustic boundary
 • Cart board clips
 • Cart wheels and casters
 • Flex active frames mobile board clip
 • Slim table glides
 • Table wheels and casters
 6053 Seagull
 6527 Merle

Applies to:
 • Board cart board organizer
 • Flex active frames cable clip
 6527 Merle

Applies to:
 • Cable clip
 6053 Seagull

Applies to:
 • Wall rail end caps
 6527 Merle
 6249 Platinum Solid

Applies to:
 • Height-adjustable desk power
 5U23 Blue Jay
 6000 Black
 6009 Arctic White
 6053 Seagull
 6249 Platinum Solid
 6338 Chili
 6527 Merle

Applies to:
 • Perch stool
 6302 Baltic
 6527 Merle
 6697 Fog
 6BD7 Saffron
 6BE2 Light Peacock

Applies to:
 • Wrap light
 6052 Milk
 6053 Seagull
 6527 Merle

ⓔ = Excluded

Applies to:

- Height-adjustable desk worksurface
- Media cart
- Single tables
- Tables top surface

6000	Black	6619	Ice E
6009	Arctic White	6631	Cream E
6034	Natural Cherry	6635	Dawn E
6036	Medium Cherry	6636	Mist
6037	Winter on Maple	6654	Sand
6038	Blonde on Maple E	6695	Midnight
6041	Natural Walnut E	6697	Fog
6052	Milk	6698	Fieldston
6053	Seagull	66WA	Grey Kingswood
60AL	Scarlet*	66WB	Planked Walnut
60UB	Burnished Bronze*	66WD	Resolute Walnut
6169	Stone	66WE	Natural Recon
6170	Mocha	66WF	Smoked Walnut
61AA	Persian Salt	6703	Ash Wenge
61AB	Rose	6704	Storm Wenge
61AC	Indigo	6705	Bisque Wenge
61AD	Green Citrine E	6706	Clay Wenge
61AE	Dark Olivine	6707	Ash Noce
61AF	Cloudy	6708	Bisque Noce
6213	Acacia	6709	Clay Noce
6219	Clear Oak	6710	Storm Noce
6231	Graphite Walnut	6T02	Fawn Cypress
6237	Clear Maple	6T04	Saddle Oak
6242	Virginia Walnut	6T05	Veranda Teak
6243	Blackwood	6T07	Walnut Heights
6245	Clear Walnut	6T08	Aggregate
6249	Platinum Solid	6T09	Gravel
6271	Plywood	6T10	Cement
6527	Merle	6T12	Sheetrock
6612	Grey V2 E		

*Available on Flex active frames and Flex active frames work island only.

Tip: Light color plastic edges are susceptible to degradation due to normal wear and tear. Staining (e.g., ball point pen or clothing dyes such as blue jeans) and dirt effects are more pronounced in light colors and are not considered defects.

Tip: Plywood is a natural material and variations will occur in color, grain, and texture.

PET

Applies to:

- Cable catch
 - Single tables modesty panels
- P630 Medium Heather Grey
P631 Dark Heather Grey

Applies to:

- Cable tray
 - Media cart basket
- P631 Dark Heather Grey

Applies to:

- Cup
 - Basket
- P635 Heather Navy
P636 Light Heather Grey

E = Excluded

Applies to:

- Acoustic boundary
 - Flex active frames toolbox
 - Single tables modesty panels
- P631 Dark Heather Grey
P636 Light Heather Grey

Upholstery

Braided Cord Color Matrix

Braided cord samples are not available to order. Use matrix below that compares the braided cord finish to the nearest Steelcase finish or Pantone color for color reference purposes.

Tip: Braided cord color is defaulted to 9007 Sterling.

Finish	Pantone Color
9003 Fuchsia	PerfectMatch
9004 Marlin	4AZ5 Marlin
9006 Chili	6338 Chili
9007 Sterling*	6059 Sterling Dark Solid
9008 Honey	4CZ5 Honey
9009 Black	0835 Black
9010 Light Peacock	4CZ8 Light Peacock
9011 Seagull	4858 Seagull

*Default finish on integrated power.

Applies to:

- Curved screens
- Freestanding screens

Tip: The following thin, light colored fabrics are not available on Flex curved screens:

Abacus **E**
P126 Artifact
Alloy
P525 Polar
P526 Skim
P528 Tern
Charm
P505 Shell
P506 Mimosa
P508 Sparkle
Code
5FA5 Sea Salt
Latch
P601 Clam
P603 Zen
Optic
P541 Twinkle
P544 Shine
Flip: Orbit
5F91 Blizzard
Pianista
P420 Sand
P428 Flax
Sprite
5541 Snow

Price Group A

Sprite

Price Group 1

Abacus **E**
Alloy
Boccie
Buzz2
Charm
Link**
Optic
Pianista*
Rhythm

Price Group 2

Bariolage
Cogent: Connect**
Dovetail by Designtex
Flip: Orbit
Flip: TexHex
Fresco
Intersection
Latch
SoftNext
Stencil

Price Group 3

Billiard by Designtex

*Not available on freestanding screens

** Link and Cogent: Connect are not available on Flex or Sarto curved screens

Select Surfaces

For information on products within Select Surfaces, including accent paints and fabrics from Designtex, Gabriel, Kvadrat, and Pollack, please refer to the *Surface Materials Reference Manual* or visit steelcase.com/surface-materials under the Select Surfaces section.

Custom Surfaces

Price Group COM (Customer's Own Material)

Fabric Approval and Yardage To confirm whether a particular COM material has already been tested for use on a specific Steelcase product or to determine actual yardage requirements:
• Visit www.steelcase.com

For additional information regarding Customer's Own Material, call 1.888.STEELCASE (1.888.783.3522) or send an e-mail to lineone@steelcase.com.



Resources

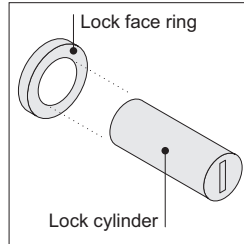
Lock and Keying Options	152
Style Number Index	154

Lock and Keying Options

Flex Active Frames

All locking products are standard with factory-installed, keyed-random locks. Consecutive, specific, and random keying are available as field-installed options.

Exceptions: Individual locking drawers are only available with field-installed locks. Overfiles are only available with factory-installed locks.



Locks consist of a factory- or field-installed lock cylinder and a factory-installed lock face ring.

Two types of locks are available — the standard keying system (FR series) and the master keying system (XF series). All the locks in the XF series can be opened with a single master key.

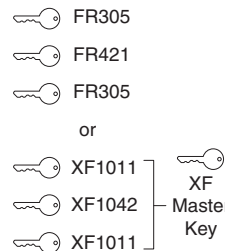
Factory-Installed Keying

Factory-installed locks are always key random (standard) or master key random (option). Key random means that the locks will be assigned arbitrarily at the factory with key numbers ranging from FR305 to FR999 (Master keying numbers: XF1001 to XF3000). All locks within a unit will be keyed alike.

Tip: Random keying can mean that different furniture units will have the same key number. If you must have all locks keyed differently, you should specify field-installed, key specific or key consecutive lock cylinders.

▶ See below.

Key Random



Required to Specify

Master key random +\$37 Specify with master key random.

Field-Installed Keying

Field-installed locks are only available on products that include factory-installed lock mechanisms.

Exception: Overfiles are only available with factory-installed locks.

Specify "plug" when specifying furniture, and the product will ship with a plastic plug in place of the lock cylinder.

Tip: For products with optional lock colors, make sure to specify the color for both the lock and lock face ring.

Front-removable lock cylinders must be specified separately. You must also order a special lock tool to install or remove lock cylinders in the field.

Tip: Lock tools are reusable. You do not need to order additional lock tools with every furniture order.

Lock cylinders will be shipped separately so that you can install the locks when you are ready.

Three keying choices are available for field installation—random (standard), specific, and consecutive. All three are also available with master keying, which means that all locks can be opened with a single master key.

Key random means that the locks will be assigned arbitrarily at the factory with key numbers ranging from FR305 to FR999 (Master keying numbers: XF1001 to XF3000).

Tip: Random keying can mean that different furniture units will have the same key number. If you must have all locks keyed differently, you should specify key specific or key consecutive lock cylinders.

Key specific means that you can specify any key number from FR305 to FR999 (Master keying numbers: XF1001 to XF3000). This option can be used to key all the furniture units in a workstation or department the same.

Tip: Designate the quantity per key number in your specification.

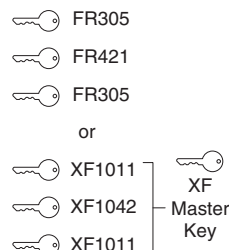
▶ See example at right.

Key consecutive means that you can specify lock numbers in a consecutive order to ensure that no two locks have the same key number until the key sequence repeats. You must select a beginning key number from FR305 to FR999 (Master keying numbers: XF1001 to XF3000).

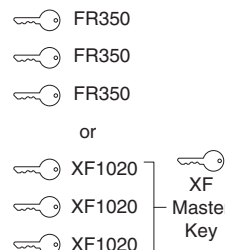
Example of a typical lock cylinder specification is shown below:

10	LOCKFR FR320
5	LOCKFR FR350
15	LOCKXF XF1100
30	Total
1	877102003SR standard lock tool
1	877102002SR master lock tool

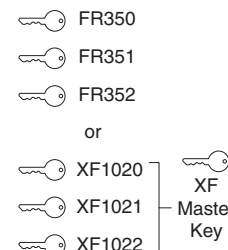
Key Random



Key Specific



Key Consecutive

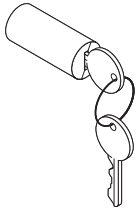


For Canadian Pricing

Multiply U.S. Price by the Canadian price factor.

▶ See page 1 for details.

Lock Cylinders



Tip: Lock price is included in price of furniture with locks.

Tip: For replacement lock cylinders, refer to Service Parts.

Tip: You can change lock cylinders in the field by using the appropriate lock tool.

Standard Includes	Required to Specify
<ul style="list-style-type: none"> Lock cylinder, keyed random Two keys 	<ol style="list-style-type: none"> Style number Lock finish <ul style="list-style-type: none"> 9201 Polished Chrome 9250 Ember Chrome Options, if selected (see below)

Options	U.S. Price	Required to Specify
Key specific	No cost	Select key number from FR305–FR999.
Key consecutive	No cost	Specify <i>key consecutive</i> and must select beginning key number from FR305–FR999.
Master key random	+\$39 each	Specify master key random.
Master key specific	+\$39 each	Specify key number from XF1001–XF3000.
Master key consecutive	+\$39 each	Specify <i>master key consecutive</i> and must select beginning key number from XF1001–XF3000.

Specification Information	
Style Number	U.S. Base Price
:	:
:	:

FR Series (Standard Keying System)—Lock Cylinder

LOCKFR	No cost
:	:

Standard Lock Tool

877102003SR	\$39
:	:

XF Series (Master Keying System)—Lock Cylinder

LOCKXF	No additional cost. Price included in price of furniture with master-keyed locks.
:	:

Master Lock Tool

877102002SR	\$39
:	:

 **For Canadian Pricing**
 Multiply U.S. Price by the Canadian price factor.
 ▶ See page 1 for details.

Style Number Index

Style Number	Page	Description
877102002SR	153	Master Lock Tool
877102003SR	153	Standard Lock Tool
FLXAFBKEND	125	Flex, Active Frame Bookend
FLXAFBBLMGT	124	Flex, Active Frame Cable Clip
FLXAFCOATROD	125	Flex, Active Frame Coat Rod
FLXAFCTFRAME	139	Flex, Active Frame Work Island Frame
FLXAFCTFRAMEEXT	141	Flex, Active Frames Work Island Frame Ext
FLXAFCTWWS	142	Flex, Active Frame Work Island Worksurface
FLXAFDOOR	123	Flex, Active Frame Door
FLXAFDSDHAP	133	Flex, Active Frame D-Shape Table
FLXAFFIXBOARD	120	Flex, Active Frame Fixed Board
FLXAFFRAME	117	Flex, Active Frame Frame
FLXAFFRAMEEXT	119	Flex, Active Frame Frame Extension
FLXAFFRAMEEXTT1	129	Flex, Active Frame Internal Media Ext
FLXAFFRAMEEXTT2	131	Flex, Active Frame External Media Tower
FLXAFFRAMET1	129	Flex, Active Frame Internal Media Tower
FLXAFINP	121	Flex, Active Frame Infill
FLXAFINPCTR	143	Flex, Active Frame Center Infill
FLXAFMBRDCLIP	124	Flex, Active Frame Board Clip
FLXAFMCLMPPWR	136	Flex, Active Frame Clamp Power
FLXAFMPU	132	Flex, Active Frame Power Utility
FLXAFRECT	134	Flex, Active Frame Rectangle Table
FLXAFSHELF	122	Flex, Active Frame Shelf
FLXAFSIGHT	135	Flex, Active Frame Sightline Table
FLXAFTBOX	124	Flex, Tool Box
FLXBCTBAT	103	Flex, Mobile Power Charging Cart
FLXBDRY	97	Flex, Acoustic Boundary
FLXBRK	112	Flex, Brakes for Hgt-Adj Desks
FLXBSK	109	Flex, Baskets
FLXBW	108	Back Privacy Wrap
FLXBW10	108	Back Privacy Wrap
FLXCBK4	111	Cable Brackets
FLXCC	110	Flex, Cable Catch
FLXCS	95	Flex, Curved Screen
FLXCSP	95	Flex, Curved Screen, Pair
FLXCT	110	Flex, Cable Tray
FLXCTBD	98	Flex, Board Cart
FLXCTBDPKG	98	Flex, Board Cart Package
FLXCTMD	99	Flex, Media Cart
FLXCTTM	98	Flex, Team Cart
FLXCUP	110	Flex, Cups
FLXDWR	107	Desk Mount Privacy Wrap
FLXDWR10	107	Desk Mount Privacy Wrap
FLXDWW	106	Desk Mount Privacy Wrap
FLXDWW10	106	Desk Mount Privacy Wrap
FLXERQ	73	Flex, Hgt-Adj Desks, Ext Height
FLXERQB	79	Flex, Hgt-Adj Bases, Ext Height
FLXEWC3	77	120° Height-Adjustable Desk
FLXEWS3	75	120° Height-Adjustable Desk
FLXFSAG	96	Flex, Freestanding Screen, Angled
FLXFSRQ	96	Flex, Freestanding Screen, Rectangle
FLXFWW	105	Freestanding Privacy Wrap
FLXFWW10	105	Freestanding Privacy Wrap
FLXMB	100	Flex, Markerboard
FLXMB4	100	Flex, Markerboard Package

Style Number	Page	Description
FLXMBATPKG2AM	102	Flex, Mobile Power
FLXMCC10	111	Magnetic Cable Clips
FLXMCC2	111	Magnetic Cable Clips
FLXMDADPT	113	Flex, Media Cart VESA Plate Adapter
FLXMDBSK	112	Flex, Media Cart Basket
FLXMDP	113	Flex, Media Cart Power
FLXMNT10	114	Magnetic Name Tag
FLXMNT2	114	Magnetic Name Tag
FLXPH	109	Flex, Power Hanger
FLXPR1	104	Perch Stool
FLXPR4	104	Perch Stool
FLXSCTH	91	Single Table, Chevron
FLXSCTL	89	Single Table, Chevron
FLXSCTP	93	Single Table Pneumatic Height
FLXSLIM	87	Flex, Slim Tables, Stding-Hgt
FLXSLIMB	88	Flex, Slim Table, Stding-Hgt
FLXSRQ	73	Flex, Hgt-Adj Desks, Basic Height
FLXSRQB	79	Flex, Hgt-Adj Bases, Basic Height
FLXSRTH	90	Single Table
FLXSRTL	89	Single Table
FLXSRTP	92	Single Table Pneumatic Height
FLXSTAND	100	Flex, Stand
FLXSTMP	94	Single Table, Modesty Pane
FLXSWC3	77	120° Height-Adjustable Desk
FLXSWS3	75	120° Height-Adjustable Desk, Cable Tray
FLXWCT	111	120° Height-Adjustable Desk
FLXWMP	114	120° Modesty Panel
FLXWR	101	Flex, Wall Rails
FLXWRPKG	101	Flex, Wall Rail Package
FLXWTH	85	Flex, Stding-Hgt Work Tables
FLXWTHB	86	Flex, Stding-Hgt Work Tables, Base
FLXWTL	81	Flex, Seated-Hgt Tables
FLXWTLB	86	Flex, Seated-Hgt Tables, Base
FLXWTLWS	82	Work Tables-Seated Height
LOCKFR	153	Lock Cylinder
LOCKXF	153	Lock Cylinder
MGSGLD	94	Migration SE, Cable Bracket
OLCR	112	Cable Riser

Trademark List

™/® The following is a non-exhaustive list of trademarks and registered trademarks for products of Steelcase Inc. or one of its related corporate entities: Agree, Airtouch, Aisla, Alight, Amia, Answer, Apprise, Aspekt, Avenir, Await, B-Free, Ballet, Bassline, Bindu, Bivi, Bix, Bottomline, Brody, Buoy, Cachet, Campfire, Capa, CF Series, CG_1, Chord, Circa, Clipper, Cobi, Collaboration, Convene, Coupe, Cura, Currency, dash, Divisio, Duo, E-Table 2, Edge Series, Elbrook, Elective Elements, Embold, Empath, Everwall, Exponents, Folio, FrameOne, Gesture, Groupwork, Host, Hosu, i2i, Jenny, Kart, Kathryn, Kick, Lagunitas, Leap, Leela, LessThanFive, LiveBack, LiveSeat, Mackinac, Marien152, Max-Stacker, media:scape, Migration, Millbrae, Mineral, Mitra, Montage, Montara650, MoreThanFive, Move, Node, Ocular, Ology, Opus, Paperflo, Passerelle, Player, Pocket, Potrero415, QiVi, Radia, Regard, Relay, Reply, Ripple, Roam, Sarto, Scoop, Sebastopol, Senti Series, Senza, Shortcut, Sidewalk, Siento, Sieste, SILQ, Soffio, Sorrel, SOTO, Steelcase Eclipse, Steelcase Flex, Steelcase Karman, Steelcase Relay, Steelcase Rise, Steelcase Series, Surround, SW_1, Switch, Sync, Tava, Tenor, Think, Thoughtful, Thread, Together, Train, Trees, Turnstone, Umami, Underscore, V.I.A., Verb, Verge, Verlay, Victor2, Visalia, WorkValet, and X-tenz.

™/® The following are trademarks or registered trademarks of AMQ Solutions, LLC: 3F, Activ, Amobi, Bixby, Bodi, Cluvo, Concur, Embank, FL-X, Iline, Jaku, Kinex, Personality Plus, Revi, S-Series, Siya, Tektis, Tizu, Uptake, and Zilo.

™/® The following are trademarks or registered trademarks of Orangebox Ltd., Cardiff, UK: Air3, Aspect, Avi, Away from the Desk, Border, Campers & Dens, Coppice, Cubb, Kirm, On the QT, Ramsey, Skomer, Sully, Track-B, and Vale.

™/® The following are trademarks or registered trademarks of Viccarbe Habitat, S.L.: Aleta, Cambio, Designed in The Sun, Foro, Funda, Holy Day, Kelly, Last Minute, Noha, Savina, Sistema, Sistema, Viable, and Wrapp.

® The following are registered brands of Steelcase Inc. and its family of companies: Steelcase, AMQ, Coalesse, Designtex, Halcon, Orangebox, Smith System, and Viccarbe.

® The following registered trademarks are under license from AWI Licensing Company, Dover, DE: SoundScapes, DuraBrite, BioBlock, and Armstrong.

® The following registered trademarks are under license from Byrne Electrical, Rockford, MI: Interport, Mini-Port, Axil Z, and Ellora.

® The following is a registered trademark of DuPont, Wilmington, DE: Corian.

® The following is a registered trademark of Genlyte Thomas Company, Louisville, KY: Lightolier.

® The following is a registered trademark of Hilti Corporation, FL-9494 Schaan, Principality of Liechtenstein: Hilti.

® The following is a registered trademark of Leviton Manufacturing Company, Little Neck, NY: Decora.

® The following is a registered trademark of Mechanical Plastics Corp, Elmsford, NY: Toggler.

® The following is a registered trademark of Microsoft Corporation, Redmond, WA: Microsoft.

® The following are registered trademarks of Orangebox Ltd., Cardiff, UK: Orangebox.

® The following is a registered trademark of Panduit Corporation, Lockport, IL: Panduit.

® The following is a registered trademark of Trav (Press), Cuneo, Italy: Assisa.

® The following is a registered trademark of Virtual Ink, Boston, MA: mimioActive.

® The following registered trademarks are under license from Wilkhahn Furniture Products: Avera, Senzo, Versal, and Wilkhahn FS.

® The following are registered trademarks of Polyvision Corp: Flow, Motif, Polyvision, Sans, and Serif.

® The following is a registered trademark of Wilsonart International, Temple, TX: Chemsurf.

® The following is a registered trademark of Wiremold, West Hartford, CT: Wiremold.

® The following is a registered trademark of EMU Group S.P.A., Perugia, Italy: EMU.

® The following is a registered trademark of Security People, Inc.: Digilock.

® The following are registered trademarks of Natural Capital Partners Europe Limited: CarbonNeutral and the CarbonNeutral Certified logo.

™ The following is a trademark of Microsoft Corporation, Redmond, WA: Windows.

™ The following is a trademark of Rodman Industries, Inc., Oconomowoc, WI: ResinCore1.

™ The following is a trademark of Ultrafabrics, LLC, Elmsford, NY: Ultraleather.

™ The following trademarks are under license from Wilkhahn Furniture products: Cana, Linus, Logon, Picto, Range, Stitz, Thema, Timetable, and Tubis.

™ The following trademarks are under license from Walter Knoll: Andoo, Bob, Lazlo, Lox, Ribbon, and Together.

™ The following trademarks are under license from PP Mobler: Bar and Flag Halyard.

™ The following trademarks are under license from Carl Hansen: Elbow, Paddle, Shell, Wing, and Wishbone.

™ The following trademarks are under license from Cambridge Sound Management, LLC Cambridge, MA: QtPro Soundmasking, Qt Quiet Technology, and Sonet Qt.

™ The following is a trademark of Electri-Cable Assemblies, Shelton, CT: Interact.

™ The following is a trademark of Clestra Hauserman: IRYS.

™ The following is a trademark of Wiesner-Hager Möbel GmbH: Nooi.

™ The following are trademarks of Polyvision: Accord, a3, e3, Boundri, and Nota.

™ The following is a trademark of Bostock Company, Inc: SnapCab.

™ The following is a trademark of Williams-Sonoma, Inc: West Elm.

™ The following is a trademark of Elena Marquina Testor: nanimarquina.

™ The following is a trademark of Forbo International SA: Forbo.

Trademarks used herein are the property of Steelcase Inc. or their respective owners.