



Currency Specification Guide

Availability

Electronic price list updated with release 204.C (U.S.) and 158.C (Canada), dated June 15, 2026.

All specifications subject to change without notice. Reference the electronic catalog/Hedberg for current pricing.

Transitional products in this specification guide are **maintained for existing customers only** and are likely to be phased out over time. These products are indicated with a . Products that are scheduled to be culled are indicated with an , followed by the last order entry date.

Surface Materials

The surface materials team has announced the launch of the Finish Library, found at www.steelcase.com/finishlibrary/.

► For a list of all trademarks, refer to the last page of this specification guide. © 2026 Steelcase Inc.



For Canadian Pricing

Canadian factor can be found at www.steelcase.com/CADpricing/. Calculate in the following order to avoid rounding errors:

- Multiply the base price and each option by the Canadian factor.
- Round each to the nearest dollar.
- Add base and options for total list price.

Working With This Specification Guide

Ten Tips: How to Get the Most Out of This Book	2
Additional Resources	4

Understanding Casegoods

Currency Table Tops, Legs, and Base Combinations	6
Power Units	9
Tower and Cabinet Interior Configurations	10
Cabinet Stability Guidelines	11
Specifying Stacking Bookcases and Stacking Overheads	12
Specifying the Width of Stacking Bookcases	14
Bookcase Shelf Counts	15
Directional Laminate and Edge Profile Detail	20
Currency Style Conversion List	23
Storage Capacities and Dimensions	27
Blending Currency with Elective Elements	41
Currency	43
Slim Leg HAD	279
Power and Communication Accessories	319
Lighting	331

Specifying Casegoods

Currency	117
Slim Leg HAD	301
Power and Communication Accessories	325
Lighting	339

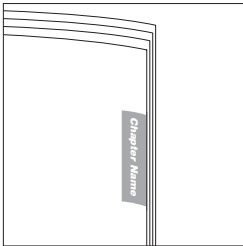
Surface Materials

Resources

Lock and Keying	364
Wood Touch-Up Kits	366
Style Number Index	368


Ten Tips: How to Get the Most Out of This Book

Tip 1



Watch the tabs on the right-hand edges of the pages. They'll always indicate which chapter you are in.

Tip 2



Use the Statement of Line pages for an overview of the available components, their sizes, and page references for additional information. Each *Understanding* chapter includes a statement of line after the table of contents.

Tip 3



Find cross references by looking for page numbers flagged with an arrow.

Tip 4

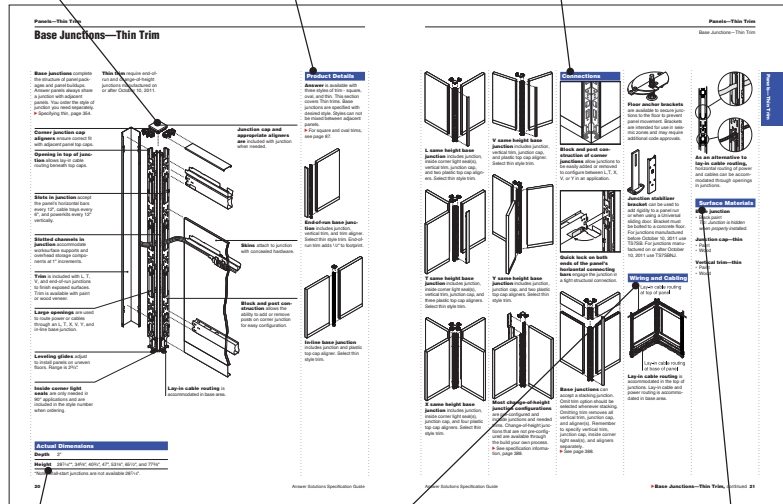
Study the product detail pages in the *Understanding* section to learn everything an expert knows about specific products. Each product detail page in this section contains the following features, where applicable:

- Product Drawing
- Actual Dimensions
- Product Details
- Connections
- Wiring and Cabling
- Surface Materials
- Application Topics

Product Drawing shows you what the product looks like and points out important features.

Product Details gives specific information on the product and how it is used.

Connections describes how the product is assembled or how it attaches to another product.



Actual Dimensions table lists the dimensions of the product.

Wiring and Cabling details the power and cable-management and cable routing capabilities of the product.

Surface Materials lists what material is used for each part of the product.

Tip 5

Refer to the specifying pages for all the information needed to order a product. Each product specifying page contains a variety of elements to help you complete a specification:

- Product Drawing
- Standard Includes
- Required to Specify
- Options
- Related Products
- Specification Information
 - Dimensions
 - Style Number
 - Price

Standard Includes (under the red or dark grey band) provides a list of what comes standard with the product.

Required to Specify (under the red or dark grey band) itemizes the information that you must provide to order the standard product and the preferred sequence for specification.

Specification Information (under the teal or light grey band) provides product dimensions, style numbers, and prices for the standard product and any surface material choices that are available.

Product Drawing shows you what the product looks like.

The image shows a sample of a product specification page. It includes sections for 'Standard Includes', 'Required to Specify', and 'Specification Information'. The 'Specification Information' section contains a table with columns for 'Style Number', 'Price', and 'Option'. A red box highlights the 'Required to Specify' section, and a teal box highlights the 'Specification Information' section. A product drawing of a window frame is shown to the left of the specification table.

Options (under the black band) lists all the options that apply to the product, their price, and what is required to specify.

Related Products provide specification information for products that are directly related.

Tip 6

Required to Specify

Specify with *Customiz Stain*

Italic typeface on specifying pages usually identifies wording that you should use in your order.

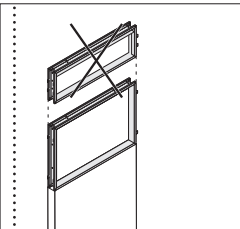
Tip 7

To determine how many skins are needed to complete a panel, consult the table at the right.

Tip: Remember to order skins for both sides of the panel buildup.

Watch for tips throughout the text that give you explanations and helpful instructions.

Tip 8



Learn what you cannot do by looking for drawings crossed out with an "X."

Tip 9

Use the surface materials listings in the Surface Materials section of this book to find surface material color numbers.

Tip 10

Style Number	Page
TS7042BL	131
TS7042S	130
TS7048BL	131
TS7048S	130
TS7060BL	131
TS7060S	130
TS7072BL	131

Refer to the style number index when you need a style number and you need to find the page that has more details about the product.

Additional Resources

Steelcase Wood Furniture products

are supported with an array of informational materials, tools, and software to help you plan an installation efficiently.

FCS CoC Certification

Steelcase Wood harvesting practices are just one of the steps in achieving Forest Stewardship Council Chain of Custody (FSC CoC) certification. FSC certified wood (veneer and core) is available on most Steelcase wood products through the Specials RFQ process.

Product brochures and planning tools

can be ordered through your Steelcase area office by calling 1.800.784.0358 or through the Marketing Services web site at village.steelcase.com. With its growing collection of versatile workspaces, Planning Ideas is your resource to help inspire, envision, and plan Steelcase wood solutions. ▶ See www.steelcase.com, resources, design center, planning ideas.

Planning Ideas Wood Solutions Interactive Tool

has everything you need to talk about wood solutions combined in one interactive tool. www.steelcase.com/woodinteractive.

Product Brochures

Steelcase Inc. Corporate Capabilities Brochure

This publication offers a concise overview of Steelcase including insights into the attitudes and commitments that make the corporation unique. In addition, the brochure provides an illustrated listing of all the products and services offered, and international activities are described.

Form number 03-0003362

Wood Overview Brochure

Overview of the wood solutions available from Steelcase. Includes images and high level bullet points on aesthetics, planning, performance, and environment for each product.

Form number 09-0000206

Wood Solutions Catalog

Catalog including Elective Elements and select Wood Seating products. The catalog provides images, renderings for each product with specifications and pricing, and an abbreviated statement of line for each product. Form number 09-0000250

Printed Materials

Express Program Specification Guide

This specification guide describes all Steelcase and Coalesse products including the finishes and options that are available as Express orders - manufactured and shipped within 7 business days.

Surface Materials Reference Manual

This publication provides:

- An explanation of the surface materials program
- "Available on" matrices
- Vertical surface fabric and seating upholstery selection listing
- Technical data for surface materials
- Surface material care and cleaning instructions

Hard Surfaces Card

The card provides an overview of:

- Finish levels
- An explanation of Flat Cut, Rift Cut, and Quarter Cut
- Veneer lay-up techniques on exterior surfaces
- Wood finishes
- Certifications

Form number 09-0000483

Computer Tools

Electronic Catalog

Accurate sales quotations and purchase orders for Steelcase products are created with specification software that uses Steelcase Electronic Catalog data. Use the data to specify and price style numbers and options for every Steelcase product. The data is updated bimonthly by Steelcase and provided to software programs including: the Hedberg Business System, SmartTools — Steelcase's design and specification software (for more information on SmartTools, please email SmartTools@steelcase.com), the ProjectMatrix ProjectSymbols libraries, as well as 20-20 CAP Studio.

Furniture Symbol Graphic Data

Steelcase creates 2D and 3D furniture symbols (with attributes) for planning and initially specifying Steelcase products. This data is incorporated into several add-on software packages that work in either a Microstation or an AutoCAD drafting environment.

For more information about these and other software tools to help you plan effective work environments, please email fsl@steelcase.com.

Digital Publications You can access these digital publications at www.steelcase.com or village.steelcase.com.

Support

Steelcase Capabilities

Steelcase products are distributed, installed, and serviced through a network of more than 600 dealers worldwide. Steelcase is also represented with offices and corporate showrooms in 26 U.S. cities, 4 Canadian cities, and in France, Germany, Great Britain, and Japan. Every Steelcase product meets our exceptionally high standards of quality and durability and comes with the Steelcase assurance of excellence in service.

For ordering and product assistance,

please call your local dealer, the Steelcase Solutions Resource Team, or the Steelcase Solutions Fulfillment Team at 1.888.STEELCASE (1.888.783.3522) or send an e-mail to lineone@steelcase.com.

Call the Steelcase Solutions Resource Team prior to placing an order, when working on a bid, or when you need information about product applications and specifications.

Call the Steelcase Solutions Fulfillment Team if you have submitted an order to Steelcase and you need to speak to your Solutions Fulfillment Team Representative about the order. Also call if you have any post-shipment quality concerns or service parts questions.

For warranty information, please go to <http://www.steelcase.com/warranty/>.

Outside the U.S.A., Canada, Mexico, Puerto Rico, and the U.S. Virgin Islands, call 1.616.247.2500.

For information about Steelcase, the name of your nearest Steelcase dealer, or for product literature, call 1.800.333.9939 or visit our Web site: www.steelcase.com.

Sustainability

At Steelcase, we believe business can be a force for good. We create long-lasting products that are better for people and better for the planet. Our products and operations use life cycle thinking to meet our commitment to reducing climate change. This commitment is reinforced by practices such as designing to minimize global warming and other life cycle impacts, ensuring material health, and enabling end-of-use strategies.

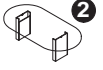

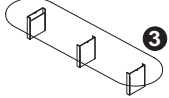
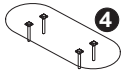


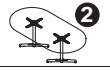







To learn more at a corporate level, visit: <https://www.steelcase.com/discover/steelcase/esg-overview/environmental/>

Product Environmental Profiles, which provide key environmental attributes such as recycled content, embodied carbon and recyclability, as well as product certifications can be found by searching for Steelcase at Origin.build.

Currency Table Tops, Legs, and Base Combinations




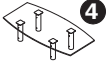











Table Top	Style Number	Depth	Width	Valid Base Options	# of Base
Rectangular	CRRECTBL	36"D	60"-72"W	Rectangular Base (18"W)	
		36 ¹ / ₁₆ "- 48"D	60"-101 ¹⁵ / ₁₆ "W	Rectangular Base (24"W)	
			102"-168"W	Rectangular Base (24"W)	
		24"-36"D	36"-72"W	Square Leg	
				Post Leg (Steel, 3"W)	
			36"-101 ¹⁵ / ₁₆ "W	Column (Steel, 6"W)	
			102"-168"W	Column (Steel, 6"W)	
		28"-38"D	60"-101 ¹⁵ / ₁₆ "W	T-Base (Steel, 26"W)	
			66"-101 ¹⁵ / ₁₆ "W	X-Base (Steel, 26"W)	
			102"-168"W	T-Base (Steel, 26"W)	
				X-Base (Steel, 26"W)	
		38 ¹ / ₁₆ "- 48"D	60"-101 ¹⁵ / ₁₆ "W	T-Base (Steel, 36"W)	
			66"-101 ¹⁵ / ₁₆ "W	X-Base (Steel, 36"W)	
			102"-168"W	T-Base (Steel, 36"W)	
				X-Base (Steel, 36"W)	

① = Number of base units to order.
 Blank spaces in matrix designate top and base combinations that are not valid.

Table Top	Style Number	Depth	Width	Valid Base Options	# of Base
Racetrack	CRRCTRKTBL	36"D	66"-72"W	Rectangular Base (18"W)	 2
		36 ¹ / ₁₆ "- 48"D	72 ¹ / ₁₆ "-101 ¹⁵ / ₁₆ "W	Rectangular Base (24"W)	 2
			102"-168"W	Rectangular Base (24"W)	 3
		36"-48"D	66"-72"W	Post Leg (Steel, 3"W)	 4
			66"-101 ¹⁵ / ₁₆ "W	Column (Steel, 6"W)	 4
			102"-168"W	Column (Steel, 6"W)	 6
		36"-38"D	66"-101 ¹⁵ / ₁₆ "W	T-Base (Steel, 26"W)	 2
				X-Base (Steel, 26"W)	 2
			102"-168"W	T-Base (Steel, 26"W)	 3
				X-Base (Steel, 26"W)	 3
		38 ¹ / ₁₆ "- 48"D	66"-101 ¹⁵ / ₁₆ "W	T-Base (Steel, 36"W)	 2
			78"-101 ¹⁵ / ₁₆ "W	X-Base (Steel, 36"W)	 2
			102"-168"W	T-Base (Steel, 36"W)	 3
				X-Base (Steel, 36"W)	 3

1 = Number of base units to order.
Blank spaces in matrix designate top and base combinations that are not valid.

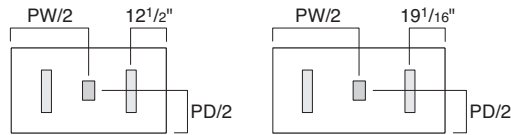
Currency Table Tops, Legs, and Base Combinations, continued

Table Top	Style Number	Depth	Width	Valid Base Options	Number of Base
Boat	CRBTTBL	48"D	96"-101 ¹⁵ / ₁₆ "W	T-Base (Steel, 36"W)	 2
				X-Base (Steel, 36"W)	 2
				Rectangular Base (24"W)	 2
				Column (Steel, 6"W)	 4
		102"-168"W	T-Base (Steel, 36"W)	 3	
			X-Base (Steel, 36"W)	 3	
			Rectangular Base (24"W)	 3	
			Column (Steel, 6"W)	 6	
Round	CRRTBL	N.A.	36"-54"W	Square Leg	 4
			36"-54"W	Post Leg (Steel, 3"W)	 4
			36"W	X-Base (Steel, 30"W)	 2
			36 ¹ / ₁₆ "-54"W	X-Base (Steel, 36"W)	 2
Square	CRSQTBL	N.A.	36"-54"W	Square Leg	 4
				Post Leg (Steel, 3"W)	 4
				X-Base (Steel, 36"W)	 2

1 = Number of base units to order. Blank spaces in matrix designate top and base combinations that are not valid.

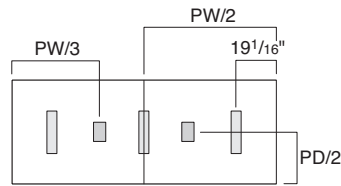
Hinged Door Power Unit and Rectangular Base Locations

Boat, Racetrack, and Rectangular Tops

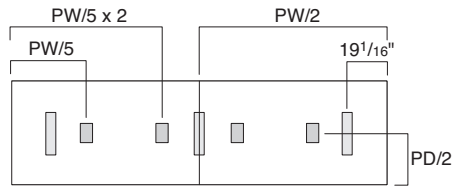


PW ≤ 72

PW > 72 and < 102"





PW ≥ 102" and < 141³/₄"

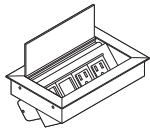


PW ≥ 141³/₄"

PW = Planned Width
PD = Planned Depth

Rectangular Base Location = 
Hinged Door Power Unit = 

Hinged Door Power Unit



Product Details

Hinged door power unit provides two electrical outlets and two open ports for data adapters. Power unit features a hinged door that opens 90° for access to power and data and is flush with the worksurface when closed. It has a 6' cord with grounded plug. Available on conference table tops only.

Hinged door power unit is field installed in a factory cut hole.

Surface Materials

- Power Unit**
- 8043 Clear Anodized Aluminum
- Outlet**
- Black plastic only
- Power Cord**
- Black plastic only

Actual Dimensions

Depth 5³/₈"

Width 8³/₈"

Height 3¹/₂"

Power cord length 6'

Tower and Cabinet Interior Configurations

Towers

Single-Door Towers and Dual-Door Towers with Box/File (CRTWBFL, CRTWBFR, CRTWDBFL, CRTWDBFR)

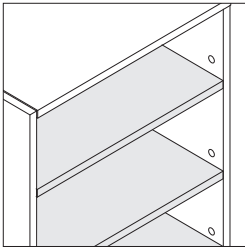
- $H < 48"$ = 1 fixed bottom shelf
- $48" \leq H < 66"$ = 1 fixed bottom shelf and 1 adjustable shelf
- $66" \leq H < 79"$ = 1 fixed bottom shelf and 2 adjustable shelves
- $H \geq 79"$ = 1 fixed bottom shelf and 3 adjustable shelves

Single-Door Towers and Dual-Door Towers with File/File (CRTWFLL, CRTWFFR, CRTWDFLL, CRTWDFFR)

- $H < 54"$ = 1 fixed bottom shelf
- $54" \leq H < 66"$ = 1 fixed bottom shelf and 1 adjustable shelf
- $66" \leq H < 79"$ = 1 fixed bottom shelf and 2 adjustable shelves
- $H \geq 79"$ = 1 fixed bottom shelf and 3 adjustable shelves

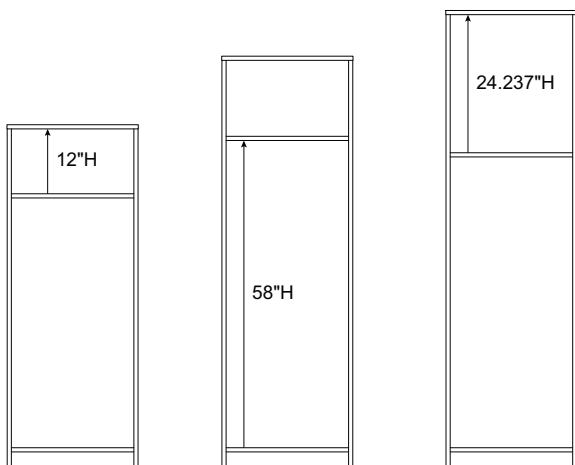
Side Access Towers (CRTWSABBFL, CRTWSABBFR, CRTWSAFL, CRTWSAFFR)

- $H < 54"$ = 1 fixed bottom shelf and 0 adjustable shelves
- $54" \leq H < 66"$ = 1 fixed bottom shelf and 1 adjustable shelf
- $66" \leq H < 79"$ = 1 fixed bottom shelf and 2 adjustable shelves
- $H \geq 79"$ = 1 fixed bottom shelf and 3 adjustable shelves



Cabinet

Cabinets offer a fixed top shelf. See below for storage opening heights by cabinet height.



H < 72"H Cabinets

72"–83¹⁵/₁₆"H
Cabinets

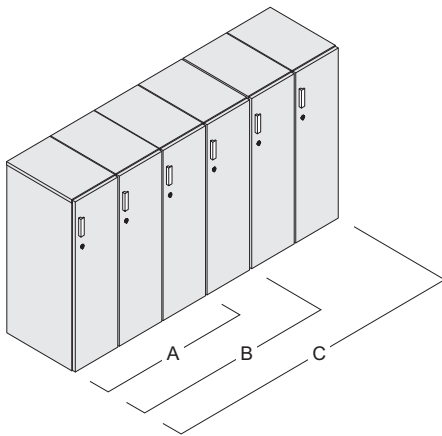
84"H Cabinets

Tip: If coat rod is specified, it is placed 3" below the shelf.

Cabinets must be attached to adjacent storage, a wall, or in a run of multiple cabinets, to ensure stability and prevent tipping. If application is a run of cabinets, see below for minimum cabinet number rules by size.

Cabinet Guidelines

Dimensions Depth	Height	Width	Minimum Cabinet Number
$18\frac{7}{8}" \leq D \leq 24"$	$H \leq 70"$	Any	3
$18\frac{7}{8}" \leq D \leq 24"$	$H > 70"$	$W \geq 15"$	4
$18\frac{7}{8}" \leq D \leq 24"$	$H > 70"$	$W < 15"$	6



A. Cabinets 70"H or shorter must be attached to two other cabinets, totaling a run of three cabinets.

B. Cabinets taller than 70"H with 15"W or greater must be attached to three other cabinets, totaling a run of four cabinets.

C. Cabinets taller than 70"H and narrower than 15"W must be attached to five other cabinets, totaling a run of six cabinets.

Specifying Stacking Bookcases and Stacking Overheads

When specifying stacking bookcases, selecting the correct worksurface thickness of storage below, materiality, and overall desired height of the application ensures that the stacking bookcase aligns with neighboring tall storage. Bookcase height is calculated on the back-end. For example, to specify a stacking bookcase that goes into an application with a Two-High low storage unit and a 66¹/₂"H tower, specify 66¹/₂"H application height on **CRBKS2H**. To specify a stacking bookcase that goes into an application with a 1.5-High low storage unit and a 66¹/₂"H tower, specify 66¹/₂"H application height on **CRBKS15H**.

See matrix to the right for what each combination of specifiable options results in for physical stacking bookcase height.

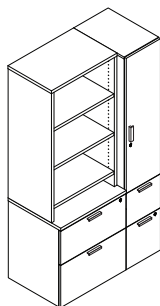
When specifying stacking overheads, selecting the correct worksurface thickness of storage below, materiality, and desired overall height of the application ensures that the stacking overhead aligns with neighboring tall storage when applicable. Overhead height is calculated on the back-end. Stacking overheads are intended to go on top of Two-High Currency storage or desking.

Worksurface Thickness, Materiality, Application Height, and Stacking Overhead Height

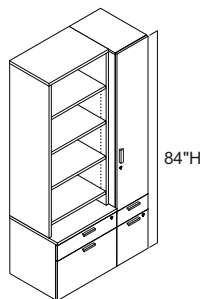
Place on top of	Stacking Bookcase Style Number	Application Height (Tall storage height or desired low storage + stacking bookcase overall height)	Stacking Bookcase Height			
			Top Surface Details of Low Storage beneath			
			Low-Pressure Laminate	High-Pressure Laminate	Low-Pressure Laminate	High-Pressure Laminate
			1 1/8"	1 3/8"	1 1/8"	1 3/8"
One-High Currency Storage	CRBKS1H	41 ³ / ₄ "	25 ⁹ / ₃₂ "	25 ¹ / ₃₂ "	25 ¹ / ₄ "	25"
One-High Currency Storage	CRBKS1H	47 ¹⁵ / ₁₆ "	31 ¹⁵ / ₃₂ "	31 ⁷ / ₃₂ "	31 ¹¹ / ₃₂ "	31 ³ / ₁₆ "
One-High Currency Storage	CRBKS1H	54 ¹ / ₈ "	37 ²¹ / ₃₂ "	37 ¹³ / ₃₂ "	37 ¹⁷ / ₃₂ "	37 ³ / ₈ "
One-High Currency Storage	CRBKS1H	66 ¹ / ₂ "	50 ¹ / ₃₂ "	49 ²⁵ / ₃₂ "	49 ²⁹ / ₃₂ "	49 ³ / ₄ "
One-High Currency Storage	CRBKS1H	72"	55 ¹⁷ / ₃₂ "	55 ⁹ / ₃₂ "	55 ¹³ / ₃₂ "	55 ¹ / ₄ "
One-High Currency Storage	CRBKS1H	78"	61 ¹⁷ / ₃₂ "	61 ⁹ / ₃₂ "	61 ¹³ / ₃₂ "	61 ¹ / ₄ "
One-High Currency Storage	CRBKS1H	84"	67 ¹⁷ / ₃₂ "	67 ⁹ / ₃₂ "	67 ¹³ / ₃₂ "	67 ¹ / ₄ "
1.5-High Currency Storage	CRBKS15H	41 ³ / ₄ "	19 ⁹ / ₃₂ "	19 ⁷ / ₃₂ "	19 ¹ / ₄ "	19"
1.5-High Currency Storage	CRBKS15H	47 ¹⁵ / ₁₆ "	25 ¹⁵ / ₃₂ "	25 ⁷ / ₃₂ "	25 ⁷ / ₁₆ "	25 ³ / ₁₆ "
1.5-High Currency Storage	CRBKS15H	54 ¹ / ₈ "	31 ²¹ / ₃₂ "	31 ¹³ / ₃₂ "	31 ⁵ / ₈ "	31 ³ / ₈ "
1.5-High Currency Storage	CRBKS15H	66 ¹ / ₂ "	44 ¹ / ₃₂ "	43 ²⁵ / ₃₂ "	44"	43 ³ / ₄ "
1.5-High Currency Storage	CRBKS15H	72"	49 ¹⁷ / ₃₂ "	49 ⁹ / ₃₂ "	49 ¹ / ₂ "	49 ¹ / ₄ "
1.5-High Currency Storage	CRBKS15H	78"	55 ¹⁷ / ₃₂ "	55 ⁹ / ₃₂ "	55 ¹ / ₂ "	55 ¹ / ₄ "
1.5-High Currency Storage	CRBKS15H	84"	61 ¹⁷ / ₃₂ "	61 ⁹ / ₃₂ "	61 ¹ / ₂ "	61 ¹ / ₄ "
Two-High Currency Storage	CRBKS2H	41 ³ / ₄ "	13 ⁹ / ₃₂ "	13 ¹ / ₃₂ "	13 ¹ / ₄ "	13"
Two-High Currency Storage	CRBKS2H	47 ¹⁵ / ₁₆ "	19 ¹⁵ / ₃₂ "	19 ⁷ / ₃₂ "	19 ⁷ / ₁₆ "	19 ³ / ₁₆ "
Two-High Currency Storage	CRBKS2H	54 ¹ / ₈ "	25 ²¹ / ₃₂ "	25 ¹³ / ₃₂ "	25 ⁵ / ₈ "	25 ³ / ₈ "
Two-High Currency Storage	CRBKS2H	66 ¹ / ₂ "	38 ¹ / ₃₂ "	37 ²⁵ / ₃₂ "	38"	37 ³ / ₄ "
Two-High Currency Storage	CRBKS2H	72"	43 ¹⁷ / ₃₂ "	43 ⁹ / ₃₂ "	43 ¹ / ₂ "	43 ¹ / ₄ "
Two-High Currency Storage	CRBKS2H	78"	49 ¹⁷ / ₃₂ "	49 ⁹ / ₃₂ "	49 ¹ / ₂ "	49 ¹ / ₄ "
Two-High Currency Storage	CRBKS2H	84"	55 ¹⁷ / ₃₂ "	55 ⁹ / ₃₂ "	55 ¹ / ₂ "	55 ¹ / ₄ "

*Tall storage height or desired low storage plus stacking bookcase overall height.

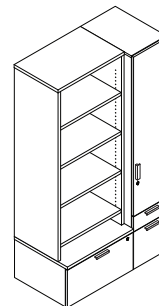
**Top surface details of low storage beneath.



CRBKS2H on top of Two-High low storage next to a 84"H tower.



CRBKS15H on top of 1.5-High low storage next to a 84"H tower.



CRBKS1H on top of One-High low storage next to a 84"H tower.

Worksurface Thickness, Materiality, Application Height, and Stacking Overhead Height, continued

Application Height (Tall storage height or desired low storage + stacking book- case overall height)	Stacking Overhead Height			
	Top Surface Details of Low Storage beneath			
	Low-Pressure Laminate		High-Pressure Laminate	
	1 1/8"	1 3/8"	1 1/8"	1 3/8"
66 1/2"H	38 1/32"	37 25/32"	38"	37 3/4"
72"H	43 17/32"	43 9/32"	43 1/2"	43 1/4"

Specifying the Width of Stacking Bookcases

The required width of stacking bookcases will vary depending on the storage underneath it.
Use the below information when specifying the width of stacking bookcases.

Stacking bookcase on top of:

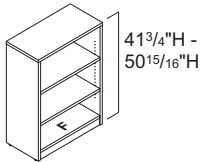
	Low-Pressure Laminate Storage	High-Pressure Laminate Storage
Lateral File	Storage Width – 1/8"	Storage Width – 1/16"
Open Low Storage	Storage Width – 1/16"	Storage Width – 1/16"
Low Storage with Door	Storage Width – 1/16"	Storage Width – 1/16"
Lateral/Lateral Credenza	Storage Width – 3/16"	Storage Width – 1/8"
Lateral/Open Credenza	Storage Width – 1/8"	Storage Width – 1/8"

Bookcase Shelf Counts by Height

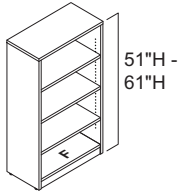
See below for count of adjustable shelves by height for freestanding bookcase, **CRBK**.

2 Adjustable Shelves

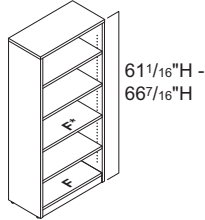
3 Adjustable Shelves



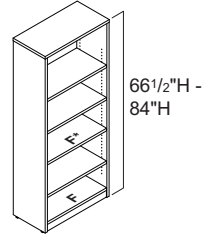
41³/₄"H -
50¹⁵/₁₆"H



51"H -
61"H



61¹/₁₆"H -
66⁷/₁₆"H



66¹/₂"H -
84"H

F= Fixed shelf

*Fixed shelf at worksurface height for bookcases 66¹/₂"H and taller.

Modular Height	Number of Adjustable Shelves	Number of Fixed Shelves
41 ³ / ₄ "	2	1
47 ¹⁵ / ₁₆ "	2	1
54 ¹ / ₈ "	3	1
66 ¹ / ₂ "	3	2
72"	3	2
78"	3	2
84"	3	2

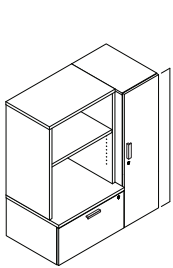
Stacking Bookcase Shelf Counts by Height

For Use with One-High Currency Low Storage

See below for count of adjustable shelves by height for stacking bookcases.

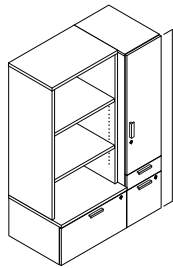
- Stacking bookcases for use with One-High Currency low storage, **CRBKS1H**, are available with adjustable shelves. Shelves can be repositioned without using tools.

1 Adjustable Shelf



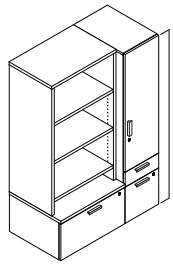
41³/₄"H -
49¹⁵/₁₆"H

2 Adjustable Shelves




50"H -
63⁷/₁₆"H

3 Adjustable Shelves



63¹/₂"H -
77⁷/₁₆"H

4 Adjustable Shelves



77¹/₂"H -
84"H

Tip: The number of adjustable shelves per stacking bookcase depends on the overall application height of low storage plus stacking bookcase.

Modular Height	Number of Adjustable Shelves
41 ³ / ₄ "	1
47 ¹⁵ / ₁₆ "	1
54 ¹ / ₈ "	2
66 ¹ / ₂ "	3
72"	3
78"	4
84"	4

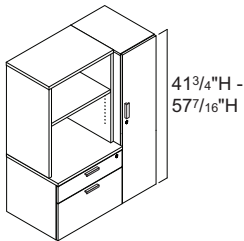
Stacking Bookcase Shelf Counts by Height, continued

For Use with 1.5-High Currency Low Storage

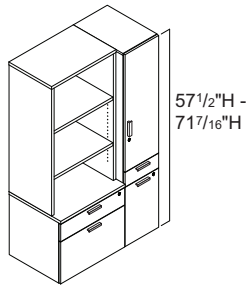
See below for count of adjustable shelves by height for stacking bookcases.

- Stacking bookcases for use with 1.5-High Currency low storage, **CRBKS15H**, are available with adjustable shelves. Shelves can be repositioned without using tools.

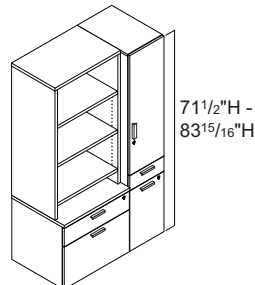
1 Adjustable Shelf



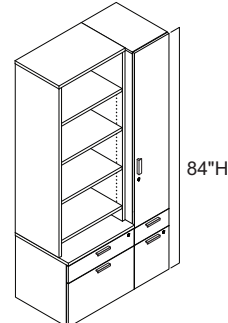
2 Adjustable Shelves



3 Adjustable Shelves



4 Adjustable Shelves



Tip: The number of adjustable shelves per stacking bookcase depends on the overall application height of low storage plus stacking bookcase.

Modular Height	Number of Adjustable Shelves
41 ³ / ₄ "	1
47 ¹⁵ / ₁₆ "	1
54 ¹ / ₈ "	1
66 ¹ / ₂ "	2
72"	3
78"	3
84"	4

Stacking Bookcase Shelf Counts by Height, continued

For Use with Two-High Currency Low Storage

See below for count of adjustable shelves by height for stacking bookcases.

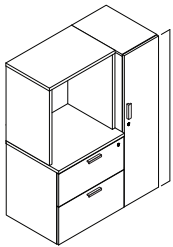
- Stacking bookcases for use with Two-High Currency low storage, **CRBKS2H**, are available with adjustable shelves. Shelves can be repositioned without using tools.

Cubby Only

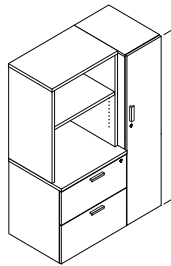
1 Adjustable Shelf

2 Adjustable Shelves

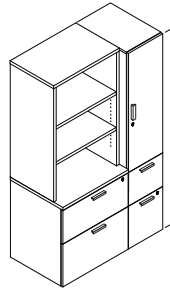
3 Adjustable Shelves



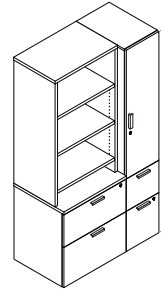
41³/₄"H -
47¹⁵/₁₆"H



48"H -
61¹⁵/₁₆"H



62"H -
75⁷/₁₆"H



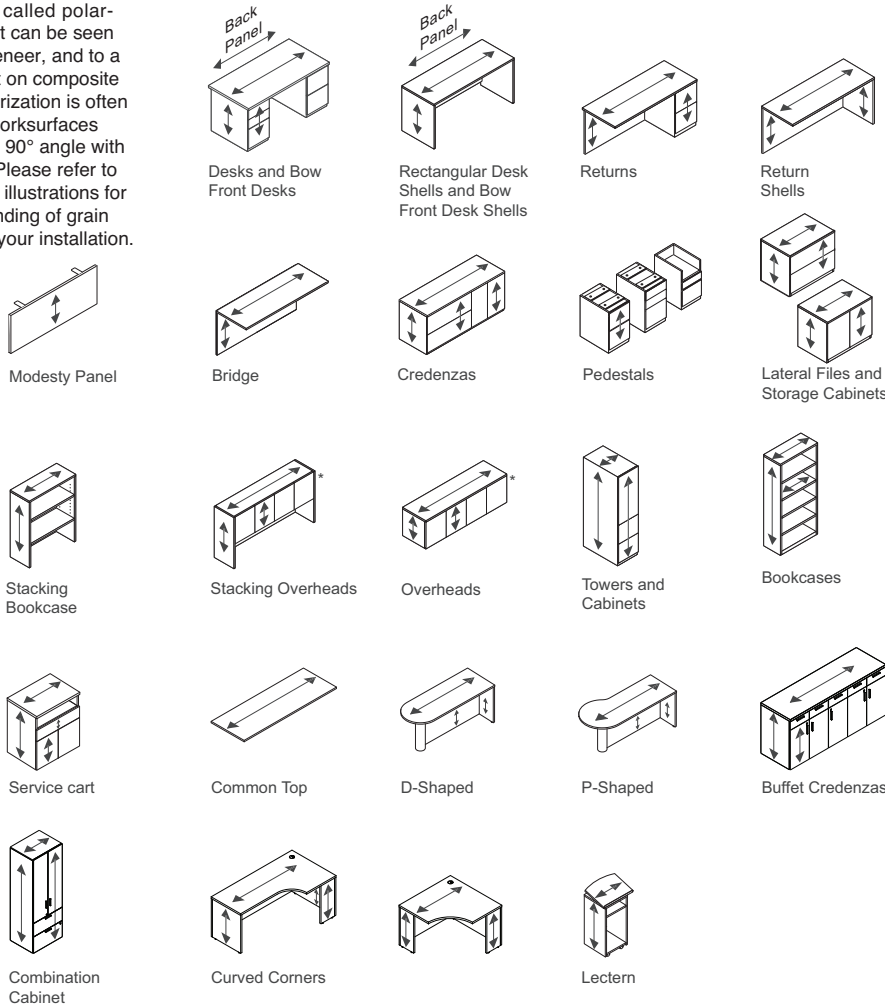
75¹/₂"H -
84"H

Tip: The number of adjustable shelves per stacking bookcase depends on the overall application height of low storage plus stacking bookcase.

Modular Height	Number of Adjustable Shelves
41 ³ / ₄ "	Cubby only
47 ¹⁵ / ₁₆ "	Cubby only
54 ¹ / ₈ "	1
66 ¹ / ₂ "	2
72"	2
78"	3
84"	3

Directional Laminate and Edge Profile Detail

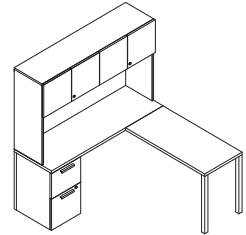
The appearance of laminate may change slightly depending on the angle from which it is viewed. This natural phenomenon is called polarization, and it can be seen on natural veneer, and to a lesser extent on composite veneer. Polarization is often noticed on worksurfaces installed at a 90° angle with each other. Please refer to the following illustrations for an understanding of grain direction on your installation.



Product Details



3 mm radius front edge profile
(1 1/8" thick and 1 3/8" thick)



3 mm Edge Profile Locations

User side only

Worksurfaces:

- Desks
- Desk shells
- Credenzas
- Returns
- Bridges

Tops:

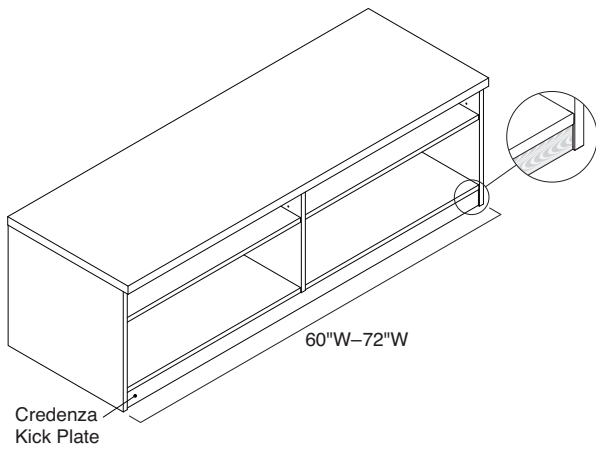
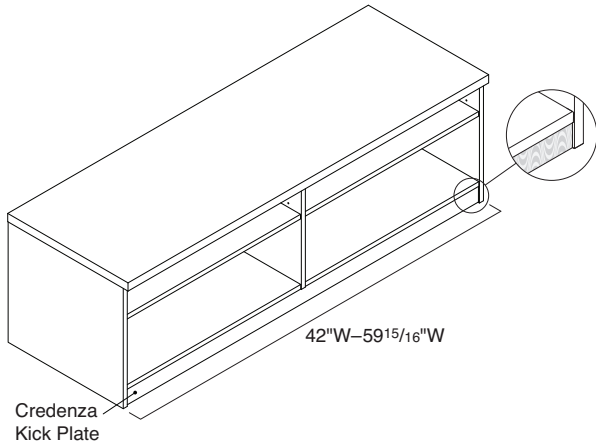
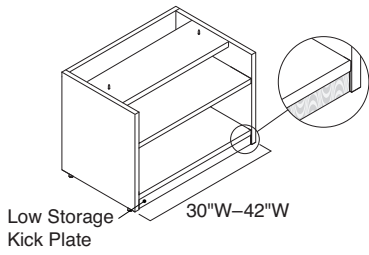
- Lateral files
- Lower storage
- Credenzas
- Storage cabinets
- Overhead storage and wall-mounted overhead storage
- Towers
- Cabinets
- Bookcases

* 36"W–61 1/2"W overhead back panels have vertical grain direction. 63"W–75"W overhead back panels have horizontal grain direction.

Towers, cabinets, bookcases, returns, return shells, and bridges back/modesty panels have vertical grain direction.

Desks, desk shells, and credenzas 60"W or greater have horizontal grain on back/modesty panels.

Desks, desk shells, and credenzas less than 60"W have vertical grain on back/modesty panels.



Kick Plate Grain Direction Guidelines

If an open configuration is specified on the below products, a kick plate will be visible on the bottom of the unit.

- One-High, 1.5-High, and Two-High Low Storage
- 1.5-High and Two-High Credenza Storage

*Tip: If storage is less than 60"W, kick plates have vertical grain direction.
If storage is 60"W or greater, kick plates have horizontal grain direction.
Use this rule during side-by-side storage placement to verify grain direction consistency.*

Currency Style Conversion List

Styles being culled in October 2023, except those with *asterisk*		Replacement Styles	
1.5-High Full Storage Credenza			
CRCD15HFS	Credenza—1.5-High	CRCD15HFSOO	Credenza—1.5-High, Open/Open
<i>Culled October 2023</i>		CRCD15HFSLFR	Credenza—1.5-High, Open/Lateral
		CRCD15HFSLFL	Credenza—1.5-High, Lateral/Open
		CRCD15HFSLL	Credenza—1.5-High, Lateral/Lateral
Two-High Full Storage Credenza			
CRCD2HFS	Credenza—Two-High	CRCD2HFSOO	Credenza—Two-High, Open/Open
<i>Culled October 2023</i>		CRCD2HFSLFR	Credenza—Two-High, Open/Lateral
		CRCD2HFSLFL	Credenza—Two-High, Lateral/Open
		CRCD2HFSLL	Credenza—Two-High, Lateral/Lateral
		CRCD2HFSLCLFL	Credenza—Two-High, Lateral/Cabinet
		CRCD2HFSLCLFR	Credenza—Two-High, Cabinet/Lateral
		CRCD2HFSCC	Credenza—Two-High, Cabinet/Cabinet
Two-High Credenzas with Kneespace			
CRCD2HKS	Credenza—Two-High with Kneespace	CRCD2HKSSPL	Credenza—Two-High, Kneespace, Single Ped Left Hand
<i>Culled October 2023</i>		CRCD2HKSSPR	Credenza—Two-High, Kneespace, Single Ped Right Hand
		CRCD2HKSDP	Credenza—Two-High Kneespace, Double Ped
One-High Lateral File			
CRL1H*	Lateral—One High, File*	No style number change, not being culled in October	
1.5-High Lateral File			
CRL15H	Lateral—1.5-High	CRL15HOF	Lateral—1.5-High, Open/File
<i>Culled October 2023</i>		CRL15HBF	Lateral—1.5-High, Box/File
Two-High Lateral File			
CRL2H*	Lateral—Two-High, File/File*	No style number change, not being culled in October	
Three-High Lateral File			
CRL3H*	Lateral—Three-High, File/File/File*	No style number change, not being culled in October	
Four-High Lateral File			
CRL4H*	Lateral—Four-High, File/File/File/File*	No style number change, not being culled in October	
One-High Low Storage			
CRLS1H*	Low Storage—One-High, Open*	No style number change, not being culled in October	
1.5-High Low Storage			
CRLS15H	Low Storage—1.5-High	CRLS15HO	Low Storage—1.5-High, Open
<i>Culled October 2023</i>		CRLS15HD	Low Storage—1.5-High, Cabinet

Styles being culled in October 2023, except those with *asterisk*		Replacement Styles	
Two-High Low Storage			
CRLS2H	Low Storage—Two-High	CRLS2HO	Low Storage—Two-High, Open
<i>Culled October 2023</i>		CRLS2HD	Low Storage—Two-High, Cabinet
Single Door Tower			
CRTW	Tower—Single Door with Drawers	CRTWBFL	Tower—Single Door, Box/File, Door HL
<i>Culled October 2023</i>		CRTWBFR	Tower—Single Door, Box/File, Door HR
		CRTWFFL	Tower—Single Door, File/File, Door HL
		CRTWFFR	Tower—Single Door, File/File, Door HR
Dual Door Tower			
CRTWD	Tower—Dual Door with Drawers	CRTWDBFL	Tower—Dual Door, Box/File, Cabinet L
<i>Culled October 2023</i>		CRTWDBFR	Tower—Dual Door, Box/File, Cabinet R
		CRTWDFFL	Tower—Dual Door, File/File, Cabinet L
		CRTWDFFR	Tower—Dual Door, File/File, Cabinet R
Side Access Tower			
CRTWSA	Tower—Side Access	CRTWSABBFL	Tower—Side Access, BBF, Cabinet L
<i>Culled October 2023</i>		CRTWSABBFR	Tower—Side Access, BBF, Cabinet R
		CRTWSAFL	Tower—Side Access, FF, Cabinet L
		CRTWSAFLR	Tower—Side Access, FF, Cabinet R
Cabinet			
CRWD	Cabinet	CRWDL	Cabinet—Door Hinged Left
<i>Culled October 2023</i>		CRWDR	Cabinet—Door Hinged Right
Styles being culled in April 2024, except those with *asterisk*		Replacement Styles	
Desk			
CRDSK	Desk	CRDSDL	Desk—Shell
		CRDSKSPR	Desk—Single Ped, RH
		CRDSKSPL	Desk—Single Ped, LH
		CRDSKDP	Desk—Double Ped
Returns			
CRRTN	Return	CRRTNR	Return—Shell, RH
		CRRTNL	Return—Shell, LH
		CRRTNspr	Return—Single Ped, RH
		CRRTNspl	Return—Single Ped, LH
Bridges			
CRBRG*	Bridge*	No style number change, not being culled in April 2024	
Common Tops			
CRHADCT*	Top, Common, HAD Application*	No style number change, not being culled in April 2024	
CRCT*	Top, Common, Rectangular / Worksurfaces*	No style number change, not being culled in April 2024	
Tackboard			
CRTB	Tackboard	CRTBWM	Tackboard, Wallmount
Bookcase			
CRBK*	Bookcase—15"D*	No style number change, not being culled in April 2024	

Currency Style Conversion List, continued

Styles being culled in April 2024, except those with *asterisk*		Replacement Styles	
Stacking bookcase			
CRBKS	Stacking Bookcase	CRBKS1H	Bookcase—Stacking on One-High
		CRBKS15H	Bookcase—Stacking on 1.5-High
		CRBKS2H	Bookcase—Stacking on Two-High or Desk
Fixed Pedestals			
CRPD15H*	Pedestal—1.5-High, Box/File	No style number change, not being culled in April 2024	
CRPD2H	Pedestal—Two-High	CRPD2HBBF	Pedestal—Two-High, Box/Box/File
		CRPD2HFF	Pedestal—Two-High, File/File
		CRPD2HOBF	Pedestal—Two-High, Open/Box/File
		CRPDSHL2HBBF	Pedestal—For Use With Shells, Two-High, Box/Box/File
		CRPDSHL2HFF	Pedestal—For Use With Shells, Two-High, File/File
		CRPDSHL2HOBF	Pedestal—For Use With Shells, Two-High, Open/Box/File
Mobile Pedestals			
CRMP15H*	Mobile Pedestal—1.5-High, Box/File	No style number change, not being culled in April 2024	
CRMP2HE*	Mobile Pedestal—Two-High	CRMP2HBBF	Pedestal—Two-High, Box/Box/File, Mobile
		CRMP2HFF	Pedestal—Two-High, File/File, Mobile
		CRMP2HOBF	Pedestal—Two-High, Open/Box/File, Mobile
Height-Adjustable Desk Integrated Storage			
CRHAD1H*	Low storage, One-High HAD	No style number change, not being culled in April 2024	
CRHAD15H*	Low storage, 1.5-High HAD	No style number change, not being culled in April 2024	
Overheads			
CROH	Overhead	CROHHD	Overhead—Hinged Doors
		CROHHPABD	Overhead—Hinged Doors, Personal, Answer Beam, Dual-Sided Applications
		CROHHPABS	Overhead—Hinged Doors, Personal, Answer Beam, Single-Sided Applications
		CROHSDP	Overhead—Sliding Doors, Personal
		CROHSDS	Overhead—Sliding Doors, Shared
		CROHSDPABD	Overhead—Sliding Doors, Personal, Answer Beam, Dual-Sided Applications
		CROHSDSABD	Overhead—Sliding Doors, Shared, Answer Beam, Dual-Sided Applications
		CROHSDPABS	Overhead—Sliding Doors, Personal, Answer Beam, Single-Sided Applications
		CROHSDSABS	Overhead—Sliding Doors, Shared, Answer Beam, Single-Sided Applications
		CROHOP	Overhead—Open, Personal
		CROHOS	Overhead—Open, Shared

Styles being culled in April 2024, except those with *asterisk*		Replacement Styles
Overheads, continued		
CROH		CROHOPABD Overhead—Open, Personal, Answer Beam, Dual-Sided Applications
		CROHOSABD Overhead—Open, Shared, Answer Beam, Dual-Sided Applications
		CROHOPABS Overhead—Open, Personal, Answer Beam, Single-Sided Applications
		CROHOSABS Overhead—Open, Shared, Answer Beam, Single-Sided Applications
Stacking Overhead		
CROHS	Overhead—Stacking	CROHSHD Overhead—Stacking, Hinged Doors
		CROHSSD Overhead—Stacking, Sliding Doors
		CROHSO Overhead—Stacking, Open
Organizers		
CROR	Organizer	CRORP Organizer—Personal
		CRORS Organizer—Shared
		CRORPABD Organizer—Personal, Answer Beam, Dual-Sided Applications
		CRORSABD Organizer—Shared, Answer Beam, Dual-Sided Applications
		CRORPABS Organizer—Personal, Answer Beam, Single-Sided Applications
		CRORSABS Organizer—Shared, Answer Beam, Single-Sided Applications
Modesty Panel		
CRMP*	Modesty Panel, 13.75"H*	No style number change, not being culled in April 2024
Conference Furniture		
CRSC*	Service Cart, 22"D, 34 ³ / ₄ "H*	No style number change, not being culled in April 2024
CRLCTRN*	Lectern, 18 ⁷ / ₈ "D, 24"W, 44 ⁷ / ₈ "H*	No style number change, not being culled in April 2024
Filler Panel		
CRFP*	Filler Panel*	No style number change, not being culled in April 2024
Storage to Beam Connectors		
CRSTBC*	Storage to Beam Connector*	No style number change, not being culled in April 2024
Power Units		
AWVHD*	Hinged Door Power Unit*	No style number change, not being culled in April 2024

Currency Style Conversion List, continued

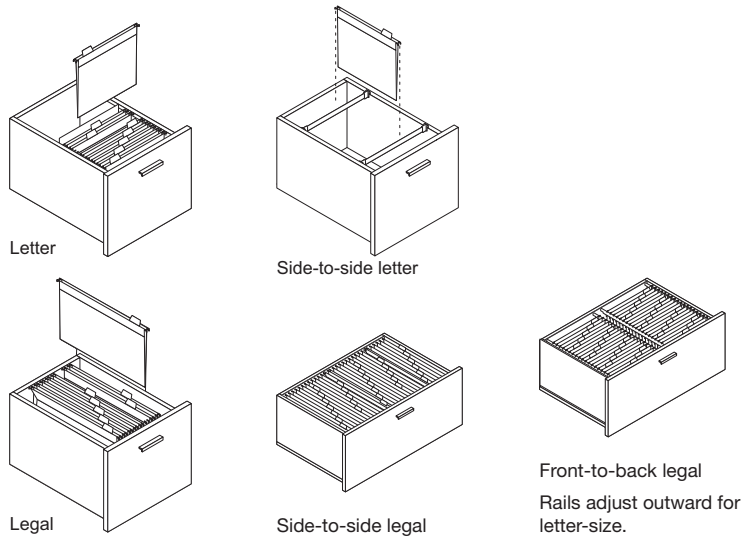
Styles being culled in April 2024, except those with *asterisk*		Replacement Styles
Tables		
CRRTBL*	Table—Round*	No style number change, not being culled in April 2024
CRSQTBL*	Table—Square*	No style number change, not being culled in April 2024
CRRECTBL*	Table—Rectangle*	No style number change, not being culled in April 2024
CRRCTRKTBL*	Table—Racetrack*	No style number change, not being culled in April 2024
CRBTTBL*	Table—Boat*	No style number change, not being culled in April 2024
Bases		
CRRECB*	Base—Rectangular Base*	No style number change, not being culled in April 2024
CRSXB*	Base—Steel X-Base*	No style number change, not being culled in April 2024
CRSTB*	Base—Steel T-Base*	No style number change, not being culled in April 2024
CRPB*	Base—Post Leg*	No style number change, not being culled in April 2024
CRSQB*	Base—Square Leg*	No style number change, not being culled in April 2024
CRCLMB*	Base—Column Leg*	No style number change, not being culled in April 2024

Storage Capacities and Dimensions

Storage Capacities and
Dimensions

Currency

Filing Types



Fixed Pedestal Drawers

For fixed pedestals, desks, returns, credenzas, and towers

Tip: Please note that pedestals for use with shells (CRPDSHL2HBBF, CRPDSHL2HFF, CRPDSHL2HOBFF) are specified using application depth of the shell it is going into, undersizing the pedestal to fit under the shell. See actual dimensions of these pedestals in understanding, page 76, to identify the true pedestal depth. The size of the drawer is dependent on the pedestal depth, not application depth.

6"H Box Drawers

	Size/Type	Inside Dimensions			Inside Height Clearance
		D	W	H	
	18 ⁷ / ₈ "D Unit	12 ¹ / ₆ "	12 ¹ / ₆ "	2 ³ / ₄ "	4 ² / ₅ "
	22 ¹³ / ₁₆ "D Unit	15 ¹ / ₆ "	12 ¹ / ₆ "	2 ³ / ₄ "	4 ² / ₅ "
	24"D Unit	15 ¹ / ₆ "	12 ¹ / ₆ "	2 ³ / ₄ "	4 ² / ₅ "
	29 ¹ / ₁₆ "D Unit	15 ¹ / ₆ "	12 ¹ / ₆ "	2 ³ / ₄ "	4 ² / ₅ "
	30"D Unit	15 ¹ / ₆ "	12 ¹ / ₆ "	2 ³ / ₄ "	4 ² / ₅ "

12"H File Drawers

	Size/Type	Inside Dimensions			Inside Height Clearance	Letter-Sized Storage	Legal-Sized Storage
		D	W	H			
	18 ⁷ / ₈ "D Unit	12 ¹ / ₆ "	12 ¹ / ₆ "	9 ¹ / ₆ "	10 ³¹ / ₃₂ "	12" front-to-back 12" side-to-side	N.A.
	22 ¹³ / ₁₆ "D Unit	15 ¹ / ₆ "	12 ¹ / ₆ "	9 ¹ / ₆ "	10 ³¹ / ₃₂ "	12" front-to-back 12" side-to-side	N.A.
	24"D Unit	15 ¹ / ₆ "	12 ¹ / ₆ "	9 ¹ / ₆ "	10 ³¹ / ₃₂ "	15" front-to-back 12" side-to-side*	12" side-to-side
	29 ¹ / ₁₆ "D Unit	15 ¹ / ₆ "	12 ¹ / ₆ "	9 ¹ / ₆ "	10 ³¹ / ₃₂ "	15" front-to-back 12" side-to-side*	12" side-to-side
	30"D Unit	15 ¹ / ₆ "	12 ¹ / ₆ "	9 ¹ / ₆ "	10 ³¹ / ₃₂ "	15" front-to-back 12" side-to-side*	12" side-to-side

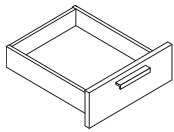
Tip: All units under 22¹³/₁₆"D will have the 18⁷/₈"D unit drawer dimensions on parametric pedestals.

Filing letter side-to-side requires the file rail to be ordered separately through Service Parts **144290101XSR.*

Mobile Pedestal Drawers

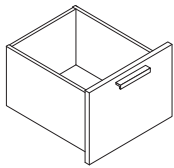
For mobile pedestals

6"H Box Drawers



Size/Type	Inside Dimensions			Inside Height Clearance
	D	W	H	
18 ⁷ / ₈ "D Unit	14"	12 ¹ / ₆ "	2 ³ / ₄ "	4 ² / ₅ "
22"D Unit	16"	12 ¹ / ₆ "	2 ³ / ₄ "	4 ² / ₅ "

12"H File Drawers



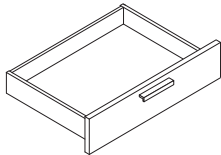
Size/Type	Inside Dimensions			Inside Height Clearance	Letter-Sized Storage	Legal-Sized Storage
	D	W	H			
18 ⁷ / ₈ "D Unit	14"	12 ¹ / ₆ "	9 ¹ / ₆ "	10 ³¹ / ₃₂ "***	14" front-to-back 12" side-to-side	N.A.
22"D Unit	16"	12 ¹ / ₆ "	9 ¹ / ₆ "	10 ³¹ / ₃₂ "***	16" front-to-back 12" side-to-side	16" front-to-back 12" side-to-side

Tip: All units under 22"D will have the 18⁷/₈"D unit drawer dimensions on parametric mobile pedestals.

Lateral File Drawers

For lateral files and credenzas

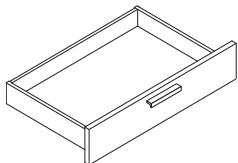
30"W Box Drawers



Size/Type	Inside Dimensions			Inside Height Clearance
	D	W	H	
18 ⁷ / ₈ "D Unit	12 ¹ / ₆ "	25 ² / ₃ "	2 ⁴ / ₅ "	4 ⁷ / ₈ "
22 ³ / ₄ "D Unit	12 ¹ / ₆ "	25 ² / ₃ "	2 ⁴ / ₅ "	4 ⁷ / ₈ "
24"D Unit	15 ¹ / ₆ "	25 ² / ₃ "	2 ⁴ / ₅ "	4 ⁷ / ₈ "
30"D Unit	15 ¹ / ₆ "	25 ² / ₃ "	2 ⁴ / ₅ "	4 ⁷ / ₈ "

Tip: All units under 24"D will have the 18"D and 22³/₄"D drawer dimensions on parametric credenzas.

36"W Box Drawers



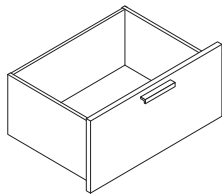
Size/Type	Inside Dimensions			Inside Height Clearance
	D	W	H	
18 ⁷ / ₈ "D Unit	12 ¹ / ₆ "	31 ² / ₃ "	2 ⁴ / ₅ "	4 ⁷ / ₈ "
22 ³ / ₄ "D Unit	12 ¹ / ₆ "	31 ² / ₃ "	2 ⁴ / ₅ "	4 ⁷ / ₈ "
24"D Unit	15 ¹ / ₆ "	31 ² / ₃ "	2 ⁴ / ₅ "	4 ⁷ / ₈ "
30"D Unit	15 ¹ / ₆ "	31 ² / ₃ "	2 ⁴ / ₅ "	4 ⁷ / ₈ "

Tip: All units under 24"D will have the 18"D and 22³/₄"D drawer dimensions on parametric credenzas.

Lateral File Drawers, continued

For lateral files and credenzas

30"W File Drawers



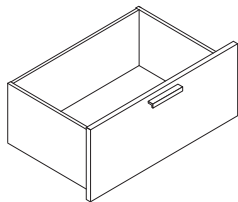
Size/Type	Inside Dimensions			Inside Height Clearance	Letter-Sized Storage	Legal-Sized Storage
	D	W	H			
18 ⁷ / ₈ "D Unit	12 ¹ / ₆ "	25 ² / ₈ "	9 ¹ / ₆ "	10 ³¹ / ₃₂ "**	24" front-to-back* 25" side-to-side	12" front-to-back
22 ³ / ₄ "D Unit	12 ¹ / ₆ "	25 ² / ₈ "	9 ¹ / ₆ "	10 ³¹ / ₃₂ "**	24" front-to-back* 25" side-to-side	12" front-to-back
24"D Unit	15 ¹ / ₆ "	25 ² / ₈ "	9 ¹ / ₆ "	10 ³¹ / ₃₂ "**	30" front-to-back* 25" side-to-side***	15" front-to-back + 10" 25" side-to-side
30"D Unit	15 ¹ / ₆ "	25 ² / ₈ "	9 ¹ / ₆ "	10 ³¹ / ₃₂ "	30" front-to-back* 25" side-to-side***	15" front-to-back + 10" 25" side-to-side

*Two rows

Tip: All units under 24"D will have the 18"D and 22³/₄"D drawer dimensions on parametric credenzas

***Three-High and Four-High lateral files have an inside clearance height of 10¹/₄" on top drawer and third drawer down.*

36"W File Drawers



Size/Type	Inside Dimensions			Inside Height Clearance	Letter-Sized Storage	Legal-Sized Storage
	D	W	H			
18 ⁷ / ₈ "D Unit	12 ¹ / ₆ "	31 ² / ₈ "	9 ¹ / ₆ "	10 ³¹ / ₃₂ "**	24" front-to-back* 31" side-to-side	24" front-to-back*
22 ³ / ₄ "D Unit	12 ¹ / ₆ "	31 ² / ₈ "	9 ¹ / ₆ "	10 ³¹ / ₃₂ "**	24" front-to-back* 31" side-to-side	24" front-to-back*
24"D Unit	15 ¹ / ₆ "	31 ² / ₈ "	9 ¹ / ₆ "	10 ³¹ / ₃₂ "**	30" front-to-back* 31" side-to-side***	30" front-to-back* 31" side-to-side
30"D Unit	15 ¹ / ₆ "	31 ² / ₈ "	9 ¹ / ₆ "	10 ³¹ / ₃₂ "**	30" front-to-back* 31" side-to-side***	30" front-to-back* 31" side-to-side

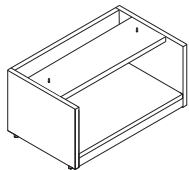
*Two rows

Tip: All units under 24"D will have the 18"D and 22³/₄"D drawer dimensions on parametric credenzas

***Three-High and Four-High lateral files have an inside clearance height of 10¹/₄" on top drawer and third drawer down.*

****Filing letter side-to-side requires the file rail to be ordered separately through Service Parts **144290101XSR**.*

One-High Low Storage Units

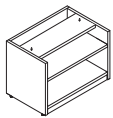


Size/Type	Inside Dimensions		
	D	W	H
30"W x 18 ⁷ / ₈ "D	17"	28 ¹ / ₄ "	11 ¹ / ₅ "
36"W x 18 ⁷ / ₈ "D	17"	34 ¹ / ₄ "	11 ¹ / ₅ "
42"W x 18 ⁷ / ₈ "D	17"	40 ¹ / ₄ "	11 ¹ / ₅ "
30"W x 24"D	22 ¹ / ₆ "	28 ¹ / ₄ "	11 ¹ / ₅ "
36"W x 24"D	22 ¹ / ₆ "	34 ¹ / ₄ "	11 ¹ / ₅ "
42"W x 24"D	22 ¹ / ₆ "	40 ¹ / ₄ "	11 ¹ / ₅ "

Lateral File Drawers, continued

For lateral files and credenzas

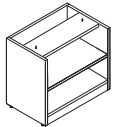
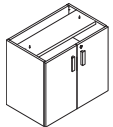
1.5-High Low Storage Units



Size/Type	Inside Dimensions		
	D	W	H
30"W x 18 ⁷ / ₈ "D	17"	28 ¹ / ₄ "	17 ¹ / ₅ "
36"W x 18 ⁷ / ₈ "D	17"	34 ¹ / ₄ "	17 ¹ / ₅ "
42"W x 18 ⁷ / ₈ "D	17"	40 ¹ / ₄ "	17 ¹ / ₅ "
30"W x 24"D	22 ¹ / ₆ "	28 ¹ / ₄ "	17 ¹ / ₅ "
36"W x 24"D	22 ¹ / ₆ "	34 ¹ / ₄ "	17 ¹ / ₅ "
42"W x 24"D	22 ¹ / ₆ "	40 ¹ / ₄ "	17 ¹ / ₅ "

Tip: Please see understanding pages for above shelf usable height and below shelf usable height.

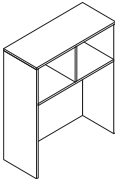
Two-High Low Storage Units

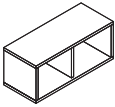


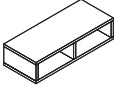
Size/Type	Inside Dimensions		
	D	W	H
30"W x 18 ⁷ / ₈ "D	17"	28 ¹ / ₄ "	25 ¹ / ₅ "
36"W x 18 ⁷ / ₈ "D	17"	34 ¹ / ₄ "	25 ¹ / ₅ "
42"W x 18 ⁷ / ₈ "D	17"	40 ¹ / ₄ "	25 ¹ / ₅ "
30"W x 22 ³ / ₄ "D	21"	28 ¹ / ₄ "	25 ¹ / ₅ "
36"W x 22 ³ / ₄ "D	21"	34 ¹ / ₄ "	25 ¹ / ₅ "
42"W x 22 ³ / ₄ "D	21"	40 ¹ / ₄ "	25 ¹ / ₅ "
30"W x 24"D	22 ¹ / ₆ "	28 ¹ / ₄ "	25 ¹ / ₅ "
36"W x 24"D	22 ¹ / ₆ "	34 ¹ / ₄ "	25 ¹ / ₅ "
42"W x 24"D	22 ¹ / ₆ "	40 ¹ / ₄ "	25 ¹ / ₅ "

Tip: Please see understanding pages for above shelf usable height and below shelf usable height.

Overheads and Organizers

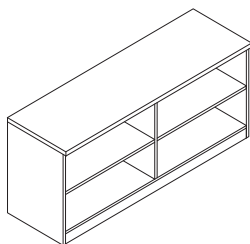
Stacking Overhead	Size/Type	Inside Dimensions		
		D	W	H
	36"W	13 ⁹ / ₁₀ "	33 ⁴ / ₅ "	12 ⁷ / ₈ "
	42"W	13 ⁹ / ₁₀ "	39 ⁴ / ₅ "	12 ⁷ / ₈ "
	48"W	13 ⁹ / ₁₀ "	45 ⁴ / ₅ "	12 ⁷ / ₈ "
	54"W	13 ⁹ / ₁₀ "	51 ⁴ / ₅ "	12 ⁷ / ₈ "
	60"W	13 ⁹ / ₁₀ "	57 ⁴ / ₅ "	12 ⁷ / ₈ "
	66"W	13 ⁹ / ₁₀ "	63 ⁴ / ₅ "	12 ⁷ / ₈ "
	72"W	13 ⁹ / ₁₀ "	69 ⁴ / ₅ "	12 ⁷ / ₈ "

Overhead	Size/Type	Inside Dimensions		H (for Panel Mount)	H (for all other)
		D (for Panel Mount and Wall Mount)	W		
	36"W	13 ¹ / ₆ "	33 ⁴ / ₅ "	13 ³ / ₁₀ "	12 ⁷ / ₈ "
	42"W	13 ¹ / ₆ "	39 ⁴ / ₅ "	13 ³ / ₁₀ "	12 ⁷ / ₈ "
	48"W	13 ¹ / ₆ "	45 ⁴ / ₅ "	13 ³ / ₁₀ "	12 ⁷ / ₈ "
	54"W	13 ¹ / ₆ "	51 ⁴ / ₅ "	13 ³ / ₁₀ "	12 ⁷ / ₈ "
	60"W	13 ¹ / ₆ "	57 ⁴ / ₅ "	13 ³ / ₁₀ "	12 ⁷ / ₈ "
	66"W	13 ¹ / ₆ "	63 ⁴ / ₅ "	13 ³ / ₁₀ "	12 ⁷ / ₈ "
	72"W	13 ¹ / ₆ "	69 ⁴ / ₅ "	13 ³ / ₁₀ "	12 ⁷ / ₈ "

Organizer	Size/Type	Inside Dimensions		H (for Panel Mount)	H (for all other)
		D (for Panel Mount and Wall Mount)	W		
	36"W	13 ¹ / ₆ "	33 ⁴ / ₅ "	6 ⁷ / ₁₀ "	6 ² / ₅ "
	42"W	13 ¹ / ₆ "	39 ⁴ / ₅ "	7 ⁷ / ₁₀ "	7 ² / ₅ "
	48"W	13 ¹ / ₆ "	45 ⁴ / ₅ "	8 ⁷ / ₁₀ "	8 ² / ₅ "
	54"W	13 ¹ / ₆ "	51 ⁴ / ₅ "	9 ⁷ / ₁₀ "	9 ² / ₅ "
	60"W	13 ¹ / ₆ "	57 ⁴ / ₅ "	10 ⁷ / ₁₀ "	10 ² / ₅ "
	66"W	13 ¹ / ₆ "	63 ⁴ / ₅ "	11 ⁷ / ₁₀ "	11 ² / ₅ "
	72"W	13 ¹ / ₆ "	69 ⁴ / ₅ "	12 ⁷ / ₁₀ "	12 ² / ₅ "

Credenzas

Open Side, Two-High

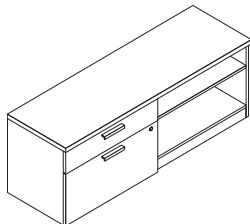


Size/Type	Inside Dimensions		
	D	W	H
42"W x 18 ⁷ / ₈ "D	16 ¹ / ₃ "	11"	22 ¹³ / ₃₆ "
48"W x 18 ⁷ / ₈ "D	16 ¹ / ₃ "	17"	22 ¹³ / ₃₆ "
60"W x 18 ⁷ / ₈ "D	16 ¹ / ₃ "	29"	22 ¹³ / ₃₆ "
66"W x 18 ⁷ / ₈ "D	16 ¹ / ₃ "	29"	22 ¹³ / ₃₆ "
72"W x 18 ⁷ / ₈ "D	16 ¹ / ₃ "	35"	22 ¹³ / ₃₆ "
42"W x 24"D	21 ⁹ / ₂₀ "	11"	22 ¹³ / ₃₆ "
48"W x 24"D	21 ⁹ / ₂₀ "	17"	22 ¹³ / ₃₆ "
60"W x 24"D	21 ⁹ / ₂₀ "	29"	22 ¹³ / ₃₆ "
66"W x 24"D	21 ⁹ / ₂₀ "	29"	22 ¹³ / ₃₆ "
72"W x 24"D	21 ⁹ / ₂₀ "	35"	22 ¹³ / ₃₆ "

Tip: For drawer inside dimensions, please see pedestals and lateral drawers.

Tip: For parametric credenzas, open side flexes in width, lateral file will remain 30"W or 36"W pending overall unit size.

Open Side, 1.5-High



Size/Type	Inside Dimensions		
	D	W	H
42"W x 18 ⁷ / ₈ "D	16 ¹ / ₃ "	11 ¹ / ₂₀ "	16 ⁷ / ₁₈ "
48"W x 18 ⁷ / ₈ "D	16 ¹ / ₃ "	17 ¹ / ₂₀ "	16 ⁷ / ₁₈ "
60"W x 18 ⁷ / ₈ "D	16 ¹ / ₃ "	29 ¹ / ₂₀ "	16 ⁷ / ₁₈ "
66"W x 18 ⁷ / ₈ "D	16 ¹ / ₃ "	29 ¹ / ₂₀ "	16 ⁷ / ₁₈ "
72"W x 18 ⁷ / ₈ "D	16 ¹ / ₃ "	35 ¹ / ₂₀ "	16 ⁷ / ₁₈ "
42"W x 24"D	21 ⁹ / ₂₀ "	11 ¹ / ₂₀ "	16 ⁷ / ₁₈ "
48"W x 24"D	21 ⁹ / ₂₀ "	17 ¹ / ₂₀ "	16 ⁷ / ₁₈ "
60"W x 24"D	21 ⁹ / ₂₀ "	29 ¹ / ₂₀ "	16 ⁷ / ₁₈ "
66"W x 24"D	21 ⁹ / ₂₀ "	29 ¹ / ₂₀ "	16 ⁷ / ₁₈ "
72"W x 24"D	21 ⁹ / ₂₀ "	35 ¹ / ₂₀ "	16 ⁷ / ₁₈ "

Tip: For drawer inside dimensions, please see pedestals and lateral drawers.

Tip: For parametric credenzas, open side flexes in width, lateral file will remain 30"W or 36"W pending overall unit size.

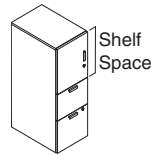
Towers

Single Door, Box/File




Size/Type	Inside Dimensions		
	D	W	H
41 ³ / ₄ "H x 18 ⁷ / ₈ "D	17 ³ / ₁₆ "	147 ³ / ₃₂ "	19 ¹ / ₁₆ "
47 ¹⁵ / ₁₆ "H x 18 ⁷ / ₈ "D	17 ³ / ₁₆ "	147 ³ / ₃₂ "	25 ¹ / ₄ "
54 ¹ / ₈ "H x 18 ⁷ / ₈ "D	17 ³ / ₁₆ "	147 ³ / ₃₂ "	31 ¹⁵ / ₃₂ "
66 ¹ / ₂ "H x 18 ⁷ / ₈ "D	17 ³ / ₁₆ "	147 ³ / ₃₂ "	43 ¹³ / ₁₆ "
72"H x 18 ⁷ / ₈ "D	17 ³ / ₁₆ "	147 ³ / ₃₂ "	49 ⁵ / ₁₆ "
78"H x 18 ⁷ / ₈ "D	17 ³ / ₁₆ "	147 ³ / ₃₂ "	55 ⁵ / ₁₆ "
84"H x 18 ⁷ / ₈ "D	17 ³ / ₁₆ "	147 ³ / ₃₂ "	61 ⁵ / ₁₆ "
41 ³ / ₄ "H x 24"D	22 ⁵ / ₁₆ "	147 ³ / ₃₂ "	19 ¹ / ₁₆ "
47 ¹⁵ / ₁₆ "H x 24"D	22 ⁵ / ₁₆ "	147 ³ / ₃₂ "	25 ¹ / ₄ "
54 ¹ / ₈ "H x 24"D	22 ⁵ / ₁₆ "	147 ³ / ₃₂ "	31 ¹⁵ / ₃₂ "
66 ¹ / ₂ "H x 24"D	22 ⁵ / ₁₆ "	147 ³ / ₃₂ "	43 ¹³ / ₁₆ "
72"H x 24"D	22 ⁵ / ₁₆ "	147 ³ / ₃₂ "	49 ⁵ / ₁₆ "
78"H x 24"D	22 ⁵ / ₁₆ "	147 ³ / ₃₂ "	55 ⁵ / ₁₆ "
84"H x 24"D	22 ⁵ / ₁₆ "	147 ³ / ₃₂ "	61 ⁵ / ₁₆ "

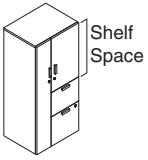
Single Door, File/File

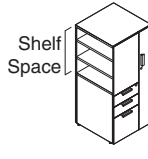
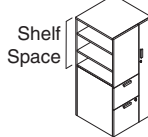


Size/Type	Inside Dimensions		
	D	W	H
41 ³ / ₄ "H x 18 ⁷ / ₈ "D	17 ³ / ₁₆ "	147 ³ / ₃₂ "	13 ¹ / ₃₂ "
47 ¹⁵ / ₁₆ "H x 18 ⁷ / ₈ "D	17 ³ / ₁₆ "	147 ³ / ₃₂ "	19 ⁷ / ₃₂ "
54 ¹ / ₈ "H x 18 ⁷ / ₈ "D	17 ³ / ₁₆ "	147 ³ / ₃₂ "	25 ¹³ / ₃₂ "
66 ¹ / ₂ "H x 18 ⁷ / ₈ "D	17 ³ / ₁₆ "	147 ³ / ₃₂ "	37 ²⁵ / ₃₂ "
72"H x 18 ⁷ / ₈ "D	17 ³ / ₁₆ "	147 ³ / ₃₂ "	43 ⁹ / ₃₂ "
78"H x 18 ⁷ / ₈ "D	17 ³ / ₁₆ "	147 ³ / ₃₂ "	49 ⁹ / ₃₂ "
84"H x 18 ⁷ / ₈ "D	17 ³ / ₁₆ "	147 ³ / ₃₂ "	55 ⁹ / ₃₂ "
41 ³ / ₄ "H x 24"D	22 ⁵ / ₁₆ "	147 ³ / ₃₂ "	13 ¹ / ₃₂ "
47 ¹⁵ / ₁₆ "H x 24"D	22 ⁵ / ₁₆ "	147 ³ / ₃₂ "	19 ⁷ / ₃₂ "
54 ¹ / ₈ "H x 24"D	22 ⁵ / ₁₆ "	147 ³ / ₃₂ "	25 ¹³ / ₃₂ "
66 ¹ / ₂ "H x 24"D	22 ⁵ / ₁₆ "	147 ³ / ₃₂ "	37 ²⁵ / ₃₂ "
72"H x 24"D	22 ⁵ / ₁₆ "	147 ³ / ₃₂ "	43 ⁹ / ₃₂ "
78"H x 24"D	22 ⁵ / ₁₆ "	147 ³ / ₃₂ "	49 ⁹ / ₃₂ "
84"H x 24"D	22 ⁵ / ₁₆ "	147 ³ / ₃₂ "	55 ⁹ / ₃₂ "

Towers, continued


Dual Door, Box/File	Size/Type	Inside Dimensions		
		D	W	H
	41¾"H x 187/8"D	17¾/16"	147/32"	191/16"
	4715/16"H x 187/8"D	17¾/16"	147/32"	251/4"
	541/8"H x 187/8"D	17¾/16"	147/32"	3115/32"
	661/2"H x 187/8"D	17¾/16"	147/32"	4313/16"
	72"H x 187/8"D	17¾/16"	147/32"	495/16"
	78"H x 187/8"D	17¾/16"	147/32"	555/16"
	84"H x 187/8"D	17¾/16"	147/32"	615/16"
	41¾"H x 24"D	225/16"	147/32"	191/16"
	4715/16"H x 24"D	225/16"	147/32"	251/4"
	541/8"H x 24"D	225/16"	147/32"	3115/32"
	661/2"H x 24"D	225/16"	147/32"	4313/16"
	72"H x 24"D	225/16"	147/32"	495/16"
	78"H x 24"D	225/16"	147/32"	555/16"
	84"H x 24"D	225/16"	147/32"	615/16"

Dual Door, File/File	Size/Type	Inside Dimensions		
		D	W	H
	41¾"H X 187/8"D	17¾/16"	147/32"	131/32"
	4715/16"H X 187/8"D	17¾/16"	147/32"	197/32"
	541/8"H X 187/8"D	17¾/16"	147/32"	2513/32"
	661/2"H X 187/8"D	17¾/16"	147/32"	3725/32"
	72"H X 187/8"D	17¾/16"	147/32"	439/32"
	78"H X 187/8"D	17¾/16"	147/32"	499/32"
	84"H X 187/8"D	17¾/16"	147/32"	559/32"
	41¾"H X 24"D	225/16"	147/32"	131/32"
	4715/16"H X 24"D	225/16"	147/32"	197/32"
	541/8"H X 24"D	225/16"	147/32"	2513/32"
	661/2"H X 24"D	225/16"	147/32"	3725/32"
	72"H X 24"D	225/16"	147/32"	439/32"
	78"H X 24"D	225/16"	147/32"	499/32"
	84"H X 24"D	225/16"	147/32"	559/32"

Side Access	Size/Type	Inside Dimensions		
		D	W	H
	41¾"H X 24"D	15¾/32"	221/4"	1213/32"
	4715/16"H X 24"D	15¾/32"	221/4"	1819/32"
	541/8"H X 24"D	15¾/32"	221/4"	2425/32"
	661/2"H X 24"D	15¾/32"	221/4"	375/32"
	72"H X 24"D	15¾/32"	221/4"	4221/32"
	78"H X 24"D	15¾/32"	221/4"	4821/32"
	84"H X 24"D	15¾/32"	221/4"	5421/32"

Combination Cabinet

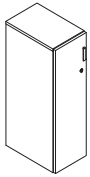
Cabinet Portion



Size/Type	Inside Dimensions (without shelves)			# of Fixed Shelves	# of Adjustable Shelves
	D	W	H		
Application—Height X Width X Depth					
47.9375"H x 30"W x 18 ⁷ / ₈ "D	16 ¹⁵ / ₁₆ "	28 ⁷ / ₃₂ "	19 ⁷ / ₃₂ "	1 (bottom)	0
54.125"H x 30"W x 18 ⁷ / ₈ "D	16 ¹⁵ / ₁₆ "	28 ⁷ / ₃₂ "	24 ¹³ / ₃₂ "	1 (bottom)	1
66.5"H x 30"W x 18 ⁷ / ₈ "D	16 ¹⁵ / ₁₆ "	28 ⁷ / ₃₂ "	37 ²⁵ / ₃₂ "	1 (bottom)	2
72"H x 30"W x 18 ⁷ / ₈ "D	16 ¹⁵ / ₁₆ "	28 ⁷ / ₃₂ "	43 ⁹ / ₃₂ "	1 (bottom)	2
78"H x 30"W x 18 ⁷ / ₈ "D	16 ¹⁵ / ₁₆ "	28 ⁷ / ₃₂ "	49 ⁹ / ₃₂ "	1 (bottom)	2
84"H x 30"W x 18 ⁷ / ₈ "D	16 ¹⁵ / ₁₆ "	28 ⁷ / ₃₂ "	55 ⁹ / ₃₂ "	1 (bottom)	3
47.9375"H x 36"W x 18 ⁷ / ₈ "D	16 ¹⁵ / ₁₆ "	34 ⁷ / ₃₂ "	19 ⁷ / ₃₂ "	1 (bottom)	0
54.125"H x 36"W x 18 ⁷ / ₈ "D	16 ¹⁵ / ₁₆ "	34 ⁷ / ₃₂ "	24 ¹³ / ₃₂ "	1 (bottom)	1
66.5"H x 36"W x 18 ⁷ / ₈ "D	16 ¹⁵ / ₁₆ "	34 ⁷ / ₃₂ "	37 ²⁵ / ₃₂ "	1 (bottom)	2
72"H x 36"W x 18 ⁷ / ₈ "D	16 ¹⁵ / ₁₆ "	34 ⁷ / ₃₂ "	43 ⁹ / ₃₂ "	1 (bottom)	2
78"H x 36"W x 18 ⁷ / ₈ "D	16 ¹⁵ / ₁₆ "	34 ⁷ / ₃₂ "	49 ⁹ / ₃₂ "	1 (bottom)	2
84"H x 36"W x 18 ⁷ / ₈ "D	16 ¹⁵ / ₁₆ "	34 ⁷ / ₃₂ "	55 ⁹ / ₃₂ "	1 (bottom)	3
47.9375"H x 30"W x 24"D	22 ¹ / ₁₆ "	28 ⁷ / ₃₂ "	19 ⁷ / ₃₂ "	1 (bottom)	0
54.125"H x 30"W x 24"D	22 ¹ / ₁₆ "	28 ⁷ / ₃₂ "	24 ¹³ / ₃₂ "	1 (bottom)	1
66.5"H x 30"W x 24"D	22 ¹ / ₁₆ "	28 ⁷ / ₃₂ "	37 ²⁵ / ₃₂ "	1 (bottom)	2
72"H x 30"W x 24"D	22 ¹ / ₁₆ "	28 ⁷ / ₃₂ "	43 ⁹ / ₃₂ "	1 (bottom)	2
78"H x 30"W x 24"D	22 ¹ / ₁₆ "	28 ⁷ / ₃₂ "	49 ⁹ / ₃₂ "	1 (bottom)	2
84"H x 30"W x 24"D	22 ¹ / ₁₆ "	28 ⁷ / ₃₂ "	55 ⁹ / ₃₂ "	1 (bottom)	3
47.9375"H x 36"W x 24"D	22 ¹ / ₁₆ "	34 ⁷ / ₃₂ "	19 ⁷ / ₃₂ "	1 (bottom)	0
54.125"H x 36"W x 24"D	22 ¹ / ₁₆ "	34 ⁷ / ₃₂ "	24 ¹³ / ₃₂ "	1 (bottom)	1
66.5"H x 36"W x 24"D	22 ¹ / ₁₆ "	34 ⁷ / ₃₂ "	37 ²⁵ / ₃₂ "	1 (bottom)	2
72"H x 36"W x 24"D	22 ¹ / ₁₆ "	34 ⁷ / ₃₂ "	43 ⁹ / ₃₂ "	1 (bottom)	2
78"H x 36"W x 24"D	22 ¹ / ₁₆ "	34 ⁷ / ₃₂ "	49 ⁹ / ₃₂ "	1 (bottom)	2
84"H x 36"W x 24"D	22 ¹ / ₁₆ "	34 ⁷ / ₃₂ "	55 ⁹ / ₃₂ "	1 (bottom)	3

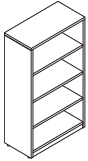
Tip: Stacking bookcase shelves can be adjusted in 32 mm increments for maximum flexibility.

Cabinets



Size/Type	Inside Dimensions		
	D	W	H
41 ³ / ₄ "H x 18 ⁷ / ₈ "D x 12"W	17 ¹ / ₁₀ "	10 ¹ / ₄ "	36 ²⁵ / ₃₂ "
47 ¹⁵ / ₁₆ "H x 18 ⁷ / ₈ "D x 12"W	17 ¹ / ₁₀ "	10 ¹ / ₄ "	42 ³¹ / ₃₂ "
54 ¹ / ₈ "H x 18 ⁷ / ₈ "D x 12"W	17 ¹ / ₁₀ "	10 ¹ / ₄ "	49 ¹ / ₅ "
66 ¹ / ₂ "H x 18 ⁷ / ₈ "D x 12"W	17 ¹ / ₁₀ "	10 ¹ / ₄ "	61 ⁴ / ₇ "
72"H x 18 ⁷ / ₈ "D x 12"W	17 ¹ / ₁₀ "	10 ¹ / ₄ "	67"
78"H x 18 ⁷ / ₈ "D x 12"W	17 ¹ / ₁₀ "	10 ¹ / ₄ "	73"
84"H x 18 ⁷ / ₈ "D x 12"W	17 ¹ / ₁₀ "	10 ¹ / ₄ "	79"
41 ³ / ₄ "H x 24"D x 12"W	22 ¹ / ₅ "	10 ¹ / ₄ "	36 ²⁵ / ₃₂ "
47 ¹⁵ / ₁₆ "H x 24"D x 12"W	22 ¹ / ₅ "	10 ¹ / ₄ "	42 ³¹ / ₃₂ "
54 ¹ / ₈ "H x 24"D x 12"W	22 ¹ / ₅ "	10 ¹ / ₄ "	49 ¹ / ₅ "
66 ¹ / ₂ "H x 24"D x 12"W	22 ¹ / ₅ "	10 ¹ / ₄ "	61 ⁴ / ₇ "
72"H x 24"D x 12"W	22 ¹ / ₅ "	10 ¹ / ₄ "	67"
78"H x 24"D x 12"W	22 ¹ / ₅ "	10 ¹ / ₄ "	73"
84"H x 24"D x 12"W	22 ¹ / ₅ "	10 ¹ / ₄ "	79"
41 ³ / ₄ "H x 18 ⁷ / ₈ "D x 24"W	17 ¹ / ₁₀ "	22 ¹ / ₄ "	36 ²⁵ / ₃₂ "
47 ¹⁵ / ₁₆ "H x 18 ⁷ / ₈ "D x 24"W	17 ¹ / ₁₀ "	22 ¹ / ₄ "	42 ³¹ / ₃₂ "
54 ¹ / ₈ "H x 18 ⁷ / ₈ "D x 24"W	17 ¹ / ₁₀ "	22 ¹ / ₄ "	49 ¹ / ₅ "
66 ¹ / ₂ "H x 18 ⁷ / ₈ "D x 24"W	17 ¹ / ₁₀ "	22 ¹ / ₄ "	61 ⁴ / ₇ "
72"H x 18 ⁷ / ₈ "D x 24"W	17 ¹ / ₁₀ "	22 ¹ / ₄ "	67"
78"H x 18 ⁷ / ₈ "D x 24"W	17 ¹ / ₁₀ "	22 ¹ / ₄ "	73"
84"H x 18 ⁷ / ₈ "D x 24"W	17 ¹ / ₁₀ "	22 ¹ / ₄ "	79"
41 ³ / ₄ "H x 24"D x 24"W	22 ¹ / ₅ "	22 ¹ / ₄ "	36 ²⁵ / ₃₂ "
47 ¹⁵ / ₁₆ "H x 24"D x 24"W	22 ¹ / ₅ "	22 ¹ / ₄ "	42 ³¹ / ₃₂ "
54 ¹ / ₈ "H x 24"D x 24"W	22 ¹ / ₅ "	22 ¹ / ₄ "	49 ¹ / ₅ "
66 ¹ / ₂ "H x 24"D x 24"W	22 ¹ / ₅ "	22 ¹ / ₄ "	61 ⁴ / ₇ "
72"H x 24"D x 24"W	22 ¹ / ₅ "	22 ¹ / ₄ "	67"
78"H x 24"D x 24"W	22 ¹ / ₅ "	22 ¹ / ₄ "	73"
84"H x 24"D x 24"W	22 ¹ / ₅ "	22 ¹ / ₄ "	79"

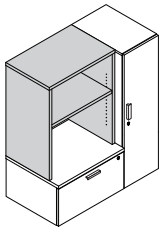
Bookcases



Size/Type	Inside Dimensions					Row of Binders Accommodated
	D	W	Top Shelf Space	Bottom Shelf Space		
Height X Depth X Width						
41 3/4"H x 15"D x 24"W	14 1/8"	21 25/32"	12 17/32"	9 15/16"	2	
47 15/16"H x 15"D x 24"W	14 1/8"	21 25/32"	18 23/32"	9 15/16"	2	
54 1/8"H x 15"D x 24"W	14 1/8"	21 25/32"	12 3/32"	9 15/16"	3	
66 1/2"H x 15"D x 24"W	14 1/8"	21 25/32"	11 11/32"	9 15/16"	4	
72"H x 15"D x 24"W	14 1/8"	21 25/32"	16 27/32"	9 15/16"	4	
78"H x 15"D x 24"W	14 1/8"	21 25/32"	16 7/16"	12 1/32"	4	
84"H x 15"D x 24"W	14 1/8"	21 25/32"	22 7/16"	12 1/32"	4	
41 3/4"H x 24"D x 24"W	23 1/8"	21 25/32"	12 17/32"	9 15/16"	2	
47 15/16"H x 24"D x 24"W	23 1/8"	21 25/32"	18 23/32"	9 15/16"	2	
54 1/8"H x 24"D x 24"W	23 1/8"	21 25/32"	12 3/32"	9 15/16"	3	
66 1/2"H x 24"D x 24"W	23 1/8"	21 25/32"	11 11/32"	9 15/16"	4	
72"H x 24"D x 24"W	23 1/8"	21 25/32"	16 27/32"	9 15/16"	4	
78"H x 24"D x 24"W	23 1/8"	21 25/32"	16 7/16"	12 1/32"	4	
84"H x 24"D x 24"W	23 1/8"	21 25/32"	22 7/16"	12 1/32"	4	
41 3/4"H x 15"D x 30"W	14 1/8"	27 25/32"	12 17/32"	9 15/16"	2	
47 15/16"H x 15"D x 30"W	14 1/8"	27 25/32"	18 23/32"	9 15/16"	2	
54 1/8"H x 15"D x 30"W	14 1/8"	27 25/32"	12 3/32"	9 15/16"	3	
66 1/2"H x 15"D x 30"W	14 1/8"	27 25/32"	11 11/32"	9 15/16"	4	
72"H x 15"D x 30"W	14 1/8"	27 25/32"	16 27/32"	9 15/16"	4	
78"H x 15"D x 30"W	14 1/8"	27 25/32"	16 7/16"	12 1/32"	4	
84"H x 15"D x 30"W	14 1/8"	27 25/32"	22 7/16"	12 1/32"	4	
41 3/4"H x 24"D x 30"W	23 1/8"	27 25/32"	12 17/32"	9 15/16"	2	
47 15/16"H x 24"D x 30"W	23 1/8"	27 25/32"	18 23/32"	9 15/16"	2	
54 1/8"H x 24"D x 30"W	23 1/8"	27 25/32"	12 3/32"	9 15/16"	3	
66 1/2"H x 24"D x 30"W	23 1/8"	27 25/32"	11 11/32"	9 15/16"	4	
72"H x 24"D x 30"W	23 1/8"	27 25/32"	16 27/32"	9 15/16"	4	
78"H x 24"D x 30"W	23 1/8"	27 25/32"	16 7/16"	12 1/32"	4	
84"H x 24"D x 30"W	23 1/8"	27 25/32"	22 7/16"	12 1/32"	4	
41 3/4"H x 15"D x 36"W	14 1/8"	33 25/32"	12 17/32"	9 15/16"	2	
47 15/16"H x 15"D x 36"W	14 1/8"	33 25/32"	18 23/32"	9 15/16"	2	
54 1/8"H x 15"D x 36"W	14 1/8"	33 25/32"	12 3/32"	9 15/16"	3	
66 1/2"H x 15"D x 36"W	14 1/8"	33 25/32"	11 11/32"	9 15/16"	4	
72"H x 15"D x 36"W	14 1/8"	33 25/32"	16 27/32"	9 15/16"	4	
78"H x 15"D x 36"W	14 1/8"	33 25/32"	16 7/16"	12 1/32"	4	
84"H x 15"D x 36"W	14 1/8"	33 25/32"	22 7/16"	12 1/32"	4	
41 3/4"H x 24"D x 36"W	23 1/8"	33 25/32"	12 17/32"	9 15/16"	2	
47 15/16"H x 24"D x 36"W	23 1/8"	33 25/32"	18 23/32"	9 15/16"	2	
54 1/8"H x 24"D x 36"W	23 1/8"	33 25/32"	12 3/32"	9 15/16"	3	
66 1/2"H x 24"D x 36"W	23 1/8"	33 25/32"	11 11/32"	9 15/16"	4	
72"H x 24"D x 36"W	23 1/8"	33 25/32"	16 27/32"	9 15/16"	4	
78"H x 24"D x 36"W	23 1/8"	33 25/32"	16 7/16"	12 1/32"	4	
84"H x 24"D x 36"W	23 1/8"	33 25/32"	22 7/16"	12 1/32"	4	

Stacking Bookcases

Stacking Bookcases on top of One-High Currency Storage

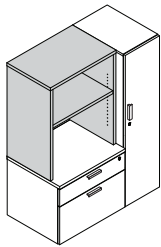


Size/Type	Inside Dimensions		Top Shelf Space	Bottom Shelf Space	2nd from Bottom Space	Row of Binders Accommodated
	D	W				
Application—Height X Depth X Width						
41 ³ / ₄ "H x 15"D x 24"W	14 ¹ / ₈ "	21 ²⁵ / ₃₂ "	12 ²⁷ / ₃₂ "	10 ⁹ / ₃₂ "	N.A.	1
47 ¹⁵ / ₁₆ "H x 15"D x 24"W	14 ¹ / ₈ "	21 ²⁵ / ₃₂ "	12 ²⁷ / ₃₂ "	16 ¹⁵ / ₃₂ "	N.A.	1
54 ¹ / ₈ "H x 15"D x 24"W	14 ¹ / ₈ "	21 ²⁵ / ₃₂ "	12 ²⁷ / ₃₂ "	8 ²⁵ / ₃₂ "	12 ²⁵ / ₃₂ "	2
66 ¹ / ₂ "H x 15"D x 24"W	14 ¹ / ₈ "	21 ²⁵ / ₃₂ "	12 ²⁷ / ₃₂ "	7 ⁵ / ₁₆ "	12 ²⁵ / ₃₂ "	3
72"H x 15"D x 24"W	14 ¹ / ₈ "	21 ²⁵ / ₃₂ "	12 ²⁷ / ₃₂ "	12 ¹³ / ₁₆ "	12 ²⁵ / ₃₂ "	3
78"H x 15"D x 24"W	14 ¹ / ₈ "	21 ²⁵ / ₃₂ "	12 ²⁷ / ₃₂ "	4 ¹⁵ / ₁₆ "	12 ²⁵ / ₃₂ "	4
84"H x 15"D x 24"W	14 ¹ / ₈ "	21 ²⁵ / ₃₂ "	12 ²⁷ / ₃₂ "	10 ¹⁵ / ₁₆ "	12 ²⁵ / ₃₂ "	4
41 ³ / ₄ "H x 24"D x 24"W	23 ¹ / ₈ "	21 ²⁵ / ₃₂ "	12 ²⁷ / ₃₂ "	10 ⁹ / ₃₂ "	N.A.	1
47 ¹⁵ / ₁₆ "H x 24"D x 24"W	23 ¹ / ₈ "	21 ²⁵ / ₃₂ "	12 ²⁷ / ₃₂ "	16 ¹⁵ / ₃₂ "	N.A.	1
54 ¹ / ₈ "H x 24"D x 24"W	23 ¹ / ₈ "	21 ²⁵ / ₃₂ "	12 ²⁷ / ₃₂ "	8 ²⁵ / ₃₂ "	12 ²⁵ / ₃₂ "	2
66 ¹ / ₂ "H x 24"D x 24"W	23 ¹ / ₈ "	21 ²⁵ / ₃₂ "	12 ²⁷ / ₃₂ "	7 ⁵ / ₁₆ "	12 ²⁵ / ₃₂ "	3
72"H x 24"D x 24"W	23 ¹ / ₈ "	21 ²⁵ / ₃₂ "	12 ²⁷ / ₃₂ "	12 ¹³ / ₁₆ "	12 ²⁵ / ₃₂ "	3
78"H x 24"D x 24"W	23 ¹ / ₈ "	21 ²⁵ / ₃₂ "	12 ²⁷ / ₃₂ "	4 ¹⁵ / ₁₆ "	12 ²⁵ / ₃₂ "	4
84"H x 24"D x 24"W	23 ¹ / ₈ "	21 ²⁵ / ₃₂ "	12 ²⁷ / ₃₂ "	10 ¹⁵ / ₁₆ "	12 ²⁵ / ₃₂ "	4
41 ³ / ₄ "H x 15"D x 30"W	14 ¹ / ₈ "	27 ²⁵ / ₃₂ "	12 ²⁷ / ₃₂ "	10 ⁹ / ₃₂ "	N.A.	1
47 ¹⁵ / ₁₆ "H x 15"D x 30"W	14 ¹ / ₈ "	27 ²⁵ / ₃₂ "	12 ²⁷ / ₃₂ "	16 ¹⁵ / ₃₂ "	N.A.	1
54 ¹ / ₈ "H x 15"D x 30"W	14 ¹ / ₈ "	27 ²⁵ / ₃₂ "	12 ²⁷ / ₃₂ "	8 ²⁵ / ₃₂ "	12 ²⁵ / ₃₂ "	2
66 ¹ / ₂ "H x 15"D x 30"W	14 ¹ / ₈ "	27 ²⁵ / ₃₂ "	12 ²⁷ / ₃₂ "	7 ⁵ / ₁₆ "	12 ²⁵ / ₃₂ "	3
72"H x 15"D x 30"W	14 ¹ / ₈ "	27 ²⁵ / ₃₂ "	12 ²⁷ / ₃₂ "	12 ¹³ / ₁₆ "	12 ²⁵ / ₃₂ "	3
78"H x 15"D x 30"W	14 ¹ / ₈ "	27 ²⁵ / ₃₂ "	12 ²⁷ / ₃₂ "	4 ¹⁵ / ₁₆ "	12 ²⁵ / ₃₂ "	4
84"H x 15"D x 30"W	14 ¹ / ₈ "	27 ²⁵ / ₃₂ "	12 ²⁷ / ₃₂ "	10 ¹⁵ / ₁₆ "	12 ²⁵ / ₃₂ "	4
41 ³ / ₄ "H x 24"D x 30"W	23 ¹ / ₈ "	27 ²⁵ / ₃₂ "	12 ²⁷ / ₃₂ "	10 ⁹ / ₃₂ "	N.A.	1
47 ¹⁵ / ₁₆ "H x 24"D x 30"W	23 ¹ / ₈ "	27 ²⁵ / ₃₂ "	12 ²⁷ / ₃₂ "	16 ¹⁵ / ₃₂ "	N.A.	1
54 ¹ / ₈ "H x 24"D x 30"W	23 ¹ / ₈ "	27 ²⁵ / ₃₂ "	12 ²⁷ / ₃₂ "	8 ²⁵ / ₃₂ "	12 ²⁵ / ₃₂ "	2
66 ¹ / ₂ "H x 24"D x 30"W	23 ¹ / ₈ "	27 ²⁵ / ₃₂ "	12 ²⁷ / ₃₂ "	7 ⁵ / ₁₆ "	12 ²⁵ / ₃₂ "	3
72"H x 24"D x 30"W	23 ¹ / ₈ "	27 ²⁵ / ₃₂ "	12 ²⁷ / ₃₂ "	12 ¹³ / ₁₆ "	12 ²⁵ / ₃₂ "	3
78"H x 24"D x 30"W	23 ¹ / ₈ "	27 ²⁵ / ₃₂ "	12 ²⁷ / ₃₂ "	4 ¹⁵ / ₁₆ "	12 ²⁵ / ₃₂ "	4
84"H x 24"D x 30"W	23 ¹ / ₈ "	27 ²⁵ / ₃₂ "	12 ²⁷ / ₃₂ "	10 ¹⁵ / ₁₆ "	12 ²⁵ / ₃₂ "	4
41 ³ / ₄ "H x 15"D x 36"W	14 ¹ / ₈ "	33 ²⁵ / ₃₂ "	12 ²⁷ / ₃₂ "	10 ⁹ / ₃₂ "	N.A.	1
47 ¹⁵ / ₁₆ "H x 15"D x 36"W	14 ¹ / ₈ "	33 ²⁵ / ₃₂ "	12 ²⁷ / ₃₂ "	16 ¹⁵ / ₃₂ "	N.A.	1
54 ¹ / ₈ "H x 15"D x 36"W	14 ¹ / ₈ "	33 ²⁵ / ₃₂ "	12 ²⁷ / ₃₂ "	8 ²⁵ / ₃₂ "	12 ²⁵ / ₃₂ "	2
66 ¹ / ₂ "H x 15"D x 36"W	14 ¹ / ₈ "	33 ²⁵ / ₃₂ "	12 ²⁷ / ₃₂ "	7 ⁵ / ₁₆ "	12 ²⁵ / ₃₂ "	3
72"H x 15"D x 36"W	14 ¹ / ₈ "	33 ²⁵ / ₃₂ "	12 ²⁷ / ₃₂ "	12 ¹³ / ₁₆ "	12 ²⁵ / ₃₂ "	3
78"H x 15"D x 36"W	14 ¹ / ₈ "	33 ²⁵ / ₃₂ "	12 ²⁷ / ₃₂ "	4 ¹⁵ / ₁₆ "	12 ²⁵ / ₃₂ "	4
84"H x 15"D x 36"W	14 ¹ / ₈ "	33 ²⁵ / ₃₂ "	12 ²⁷ / ₃₂ "	10 ¹⁵ / ₁₆ "	12 ²⁵ / ₃₂ "	4
41 ³ / ₄ "H x 24"D x 36"W	23 ¹ / ₈ "	33 ²⁵ / ₃₂ "	12 ²⁷ / ₃₂ "	10 ⁹ / ₃₂ "	N.A.	1
47 ¹⁵ / ₁₆ "H x 24"D x 36"W	23 ¹ / ₈ "	33 ²⁵ / ₃₂ "	12 ²⁷ / ₃₂ "	16 ¹⁵ / ₃₂ "	N.A.	1
54 ¹ / ₈ "H x 24"D x 36"W	23 ¹ / ₈ "	33 ²⁵ / ₃₂ "	12 ²⁷ / ₃₂ "	8 ²⁵ / ₃₂ "	12 ²⁵ / ₃₂ "	2
66 ¹ / ₂ "H x 24"D x 36"W	23 ¹ / ₈ "	33 ²⁵ / ₃₂ "	12 ²⁷ / ₃₂ "	7 ⁵ / ₁₆ "	12 ²⁵ / ₃₂ "	3
72"H x 24"D x 36"W	23 ¹ / ₈ "	33 ²⁵ / ₃₂ "	12 ²⁷ / ₃₂ "	12 ¹³ / ₁₆ "	12 ²⁵ / ₃₂ "	3
78"H x 24"D x 36"W	23 ¹ / ₈ "	33 ²⁵ / ₃₂ "	12 ²⁷ / ₃₂ "	4 ¹⁵ / ₁₆ "	12 ²⁵ / ₃₂ "	4
84"H x 24"D x 36"W	23 ¹ / ₈ "	33 ²⁵ / ₃₂ "	12 ²⁷ / ₃₂ "	10 ¹⁵ / ₁₆ "	12 ²⁵ / ₃₂ "	4

Tip: Stacking bookcase shelves can be adjusted in 32 mm increments for maximum flexibility.

Stacking Bookcases

Stacking Bookcases on top of 1.5-High Currency Storage

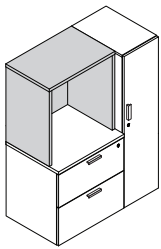


Size/Type	Inside Dimensions			Top Shelf Space	Bottom Shelf Space	2nd from Bottom Space	Row of Binders Accommodated
	D	W	Application-Height X Depth X Width				
41 ³ / ₄ "H x 15"D x 24"W	14 ¹ / ₈ "	21 ²⁵ / ₃₂ "	12 ²⁷ / ₃₂ "	4 ⁹ / ₃₂ "	N.A.	1	
47 ¹⁵ / ₁₆ "H x 15"D x 24"W	14 ¹ / ₈ "	21 ²⁵ / ₃₂ "	12 ²⁷ / ₃₂ "	10 ¹⁵ / ₃₂ "	N.A.	1	
54 ¹ / ₈ "H x 15"D x 24"W	14 ¹ / ₈ "	21 ²⁵ / ₃₂ "	12 ²⁷ / ₃₂ "	16 ²¹ / ₃₂ "	N.A.	1	
66 ¹ / ₂ "H x 15"D x 24"W	14 ¹ / ₈ "	21 ²⁵ / ₃₂ "	12 ²⁷ / ₃₂ "	15 ⁵ / ₃₂ "	12 ²⁵ / ₃₂ "	2	
72"H x 15"D x 24"W	14 ¹ / ₈ "	21 ²⁵ / ₃₂ "	12 ²⁷ / ₃₂ "	6 ¹³ / ₁₆ "	12 ²⁵ / ₃₂ "	3	
78"H x 15"D x 24"W	14 ¹ / ₈ "	21 ²⁵ / ₃₂ "	12 ²⁷ / ₃₂ "	12 ¹³ / ₁₆ "	12 ²⁵ / ₃₂ "	3	
84"H x 15"D x 24"W	14 ¹ / ₈ "	21 ²⁵ / ₃₂ "	12 ²⁷ / ₃₂ "	4 ¹⁵ / ₁₆ "	12 ²⁵ / ₃₂ "	4	
41 ³ / ₄ "H x 24"D x 24"W	23 ¹ / ₈ "	21 ²⁵ / ₃₂ "	12 ²⁷ / ₃₂ "	4 ⁹ / ₃₂ "	N.A.	1	
47 ¹⁵ / ₁₆ "H x 24"D x 24"W	23 ¹ / ₈ "	21 ²⁵ / ₃₂ "	12 ²⁷ / ₃₂ "	10 ¹⁵ / ₃₂ "	N.A.	1	
54 ¹ / ₈ "H x 24"D x 24"W	23 ¹ / ₈ "	21 ²⁵ / ₃₂ "	12 ²⁷ / ₃₂ "	16 ²¹ / ₃₂ "	N.A.	1	
66 ¹ / ₂ "H x 24"D x 24"W	23 ¹ / ₈ "	21 ²⁵ / ₃₂ "	12 ²⁷ / ₃₂ "	15 ⁵ / ₃₂ "	12 ²⁵ / ₃₂ "	2	
72"H x 24"D x 24"W	23 ¹ / ₈ "	21 ²⁵ / ₃₂ "	12 ²⁷ / ₃₂ "	6 ¹³ / ₁₆ "	12 ²⁵ / ₃₂ "	3	
78"H x 24"D x 24"W	23 ¹ / ₈ "	21 ²⁵ / ₃₂ "	12 ²⁷ / ₃₂ "	12 ¹³ / ₁₆ "	12 ²⁵ / ₃₂ "	3	
84"H x 24"D x 24"W	23 ¹ / ₈ "	21 ²⁵ / ₃₂ "	12 ²⁷ / ₃₂ "	4 ¹⁵ / ₁₆ "	12 ²⁵ / ₃₂ "	4	
41 ³ / ₄ "H x 15"D x 30"W	14 ¹ / ₈ "	27 ²⁵ / ₃₂ "	12 ²⁷ / ₃₂ "	4 ⁹ / ₃₂ "	N.A.	1	
47 ¹⁵ / ₁₆ "H x 15"D x 30"W	14 ¹ / ₈ "	27 ²⁵ / ₃₂ "	12 ²⁷ / ₃₂ "	10 ¹⁵ / ₃₂ "	N.A.	1	
54 ¹ / ₈ "H x 15"D x 30"W	14 ¹ / ₈ "	27 ²⁵ / ₃₂ "	12 ²⁷ / ₃₂ "	16 ²¹ / ₃₂ "	N.A.	1	
66 ¹ / ₂ "H x 15"D x 30"W	14 ¹ / ₈ "	27 ²⁵ / ₃₂ "	12 ²⁷ / ₃₂ "	15 ⁵ / ₃₂ "	12 ²⁵ / ₃₂ "	2	
72"H x 15"D x 30"W	14 ¹ / ₈ "	27 ²⁵ / ₃₂ "	12 ²⁷ / ₃₂ "	6 ¹³ / ₁₆ "	12 ²⁵ / ₃₂ "	3	
78"H x 15"D x 30"W	14 ¹ / ₈ "	27 ²⁵ / ₃₂ "	12 ²⁷ / ₃₂ "	12 ¹³ / ₁₆ "	12 ²⁵ / ₃₂ "	3	
84"H x 15"D x 30"W	14 ¹ / ₈ "	27 ²⁵ / ₃₂ "	12 ²⁷ / ₃₂ "	4 ¹⁵ / ₁₆ "	12 ²⁵ / ₃₂ "	4	
41 ³ / ₄ "H x 24"D x 30"W	23 ¹ / ₈ "	27 ²⁵ / ₃₂ "	12 ²⁷ / ₃₂ "	4 ⁹ / ₃₂ "	N.A.	1	
47 ¹⁵ / ₁₆ "H x 24"D x 30"W	23 ¹ / ₈ "	27 ²⁵ / ₃₂ "	12 ²⁷ / ₃₂ "	10 ¹⁵ / ₃₂ "	N.A.	1	
54 ¹ / ₈ "H x 24"D x 30"W	23 ¹ / ₈ "	27 ²⁵ / ₃₂ "	12 ²⁷ / ₃₂ "	16 ²¹ / ₃₂ "	N.A.	1	
66 ¹ / ₂ "H x 24"D x 30"W	23 ¹ / ₈ "	27 ²⁵ / ₃₂ "	12 ²⁷ / ₃₂ "	15 ⁵ / ₃₂ "	12 ²⁵ / ₃₂ "	2	
72"H x 24"D x 30"W	23 ¹ / ₈ "	27 ²⁵ / ₃₂ "	12 ²⁷ / ₃₂ "	6 ¹³ / ₁₆ "	12 ²⁵ / ₃₂ "	3	
78"H x 24"D x 30"W	23 ¹ / ₈ "	27 ²⁵ / ₃₂ "	12 ²⁷ / ₃₂ "	12 ¹³ / ₁₆ "	12 ²⁵ / ₃₂ "	3	
84"H x 24"D x 30"W	23 ¹ / ₈ "	27 ²⁵ / ₃₂ "	12 ²⁷ / ₃₂ "	4 ¹⁵ / ₁₆ "	12 ²⁵ / ₃₂ "	4	
41 ³ / ₄ "H x 15"D x 36"W	14 ¹ / ₈ "	33 ²⁵ / ₃₂ "	12 ²⁷ / ₃₂ "	4 ⁹ / ₃₂ "	N.A.	1	
47 ¹⁵ / ₁₆ "H x 15"D x 36"W	14 ¹ / ₈ "	33 ²⁵ / ₃₂ "	12 ²⁷ / ₃₂ "	10 ¹⁵ / ₃₂ "	N.A.	1	
54 ¹ / ₈ "H x 15"D x 36"W	14 ¹ / ₈ "	33 ²⁵ / ₃₂ "	12 ²⁷ / ₃₂ "	16 ²¹ / ₃₂ "	N.A.	1	
66 ¹ / ₂ "H x 15"D x 36"W	14 ¹ / ₈ "	33 ²⁵ / ₃₂ "	12 ²⁷ / ₃₂ "	15 ⁵ / ₃₂ "	12 ²⁵ / ₃₂ "	2	
72"H x 15"D x 36"W	14 ¹ / ₈ "	33 ²⁵ / ₃₂ "	12 ²⁷ / ₃₂ "	6 ¹³ / ₁₆ "	12 ²⁵ / ₃₂ "	3	
78"H x 15"D x 36"W	14 ¹ / ₈ "	33 ²⁵ / ₃₂ "	12 ²⁷ / ₃₂ "	12 ¹³ / ₁₆ "	12 ²⁵ / ₃₂ "	3	
84"H x 15"D x 36"W	14 ¹ / ₈ "	33 ²⁵ / ₃₂ "	12 ²⁷ / ₃₂ "	4 ¹⁵ / ₁₆ "	12 ²⁵ / ₃₂ "	4	
41 ³ / ₄ "H x 24"D x 36"W	23 ¹ / ₈ "	33 ²⁵ / ₃₂ "	12 ²⁷ / ₃₂ "	4 ⁹ / ₃₂ "	N.A.	1	
47 ¹⁵ / ₁₆ "H x 24"D x 36"W	23 ¹ / ₈ "	33 ²⁵ / ₃₂ "	12 ²⁷ / ₃₂ "	10 ¹⁵ / ₃₂ "	N.A.	1	
54 ¹ / ₈ "H x 24"D x 36"W	23 ¹ / ₈ "	33 ²⁵ / ₃₂ "	12 ²⁷ / ₃₂ "	16 ²¹ / ₃₂ "	N.A.	1	
66 ¹ / ₂ "H x 24"D x 36"W	23 ¹ / ₈ "	33 ²⁵ / ₃₂ "	12 ²⁷ / ₃₂ "	15 ⁵ / ₃₂ "	12 ²⁵ / ₃₂ "	2	
72"H x 24"D x 36"W	23 ¹ / ₈ "	33 ²⁵ / ₃₂ "	12 ²⁷ / ₃₂ "	6 ¹³ / ₁₆ "	12 ²⁵ / ₃₂ "	3	
78"H x 24"D x 36"W	23 ¹ / ₈ "	33 ²⁵ / ₃₂ "	12 ²⁷ / ₃₂ "	12 ¹³ / ₁₆ "	12 ²⁵ / ₃₂ "	3	
84"H x 24"D x 36"W	23 ¹ / ₈ "	33 ²⁵ / ₃₂ "	12 ²⁷ / ₃₂ "	4 ¹⁵ / ₁₆ "	12 ²⁵ / ₃₂ "	4	

Tip: Stacking bookcase shelves can be adjusted in 32 mm increments for maximum flexibility.

Stacking Bookcases

Stacking Bookcases on top of Two-High Currency Storage

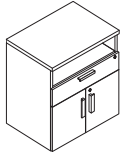


Size/Type	Inside Dimensions		Top Shelf Space	Bottom Shelf Space	2nd from Bottom Space	Row of Binders Accommodated
	D	W				
Application—Height X Depth X Width						
41 ³ / ₄ "H x 15"D x 24"W	14 ¹ / ₈ "	21 ²⁵ / ₃₂ "	N.A.	N.A.	N.A.	0
47 ¹⁵ / ₁₆ "H x 15"D x 24"W	14 ¹ / ₈ "	21 ²⁵ / ₃₂ "	N.A.	N.A.	N.A.	0
54 ¹ / ₈ "H x 15"D x 24"W	14 ¹ / ₈ "	21 ²⁵ / ₃₂ "	12 ²⁷ / ₃₂ "	10 ²¹ / ₃₂ "	N.A.	1
66 ¹ / ₂ "H x 15"D x 24"W	14 ¹ / ₈ "	21 ²⁵ / ₃₂ "	12 ²⁷ / ₃₂ "	9 ³ / ₁₆ "	12 ²⁵ / ₃₂ "	2
72"H x 15"D x 24"W	14 ¹ / ₈ "	21 ²⁵ / ₃₂ "	12 ²⁷ / ₃₂ "	14 ¹¹ / ₁₆ "	12 ²⁵ / ₃₂ "	2
78"H x 15"D x 24"W	14 ¹ / ₈ "	21 ²⁵ / ₃₂ "	12 ²⁷ / ₃₂ "	6 ¹³ / ₁₆ "	12 ²⁵ / ₃₂ "	3
84"H x 15"D x 24"W	14 ¹ / ₈ "	21 ²⁵ / ₃₂ "	12 ²⁷ / ₃₂ "	12 ¹³ / ₁₆ "	12 ²⁵ / ₃₂ "	3
41 ³ / ₄ "H x 24"D x 24"W	23 ¹ / ₈ "	21 ²⁵ / ₃₂ "	N.A.	N.A.	N.A.	0
47 ¹⁵ / ₁₆ "H x 24"D x 24"W	23 ¹ / ₈ "	21 ²⁵ / ₃₂ "	N.A.	N.A.	N.A.	0
54 ¹ / ₈ "H x 24"D x 24"W	23 ¹ / ₈ "	21 ²⁵ / ₃₂ "	12 ²⁷ / ₃₂ "	10 ²¹ / ₃₂ "	N.A.	1
66 ¹ / ₂ "H x 24"D x 24"W	23 ¹ / ₈ "	21 ²⁵ / ₃₂ "	12 ²⁷ / ₃₂ "	9 ³ / ₁₆ "	12 ²⁵ / ₃₂ "	2
72"H x 24"D x 24"W	23 ¹ / ₈ "	21 ²⁵ / ₃₂ "	12 ²⁷ / ₃₂ "	14 ¹¹ / ₁₆ "	12 ²⁵ / ₃₂ "	2
78"H x 24"D x 24"W	23 ¹ / ₈ "	21 ²⁵ / ₃₂ "	12 ²⁷ / ₃₂ "	6 ¹³ / ₁₆ "	12 ²⁵ / ₃₂ "	3
84"H x 24"D x 24"W	23 ¹ / ₈ "	21 ²⁵ / ₃₂ "	12 ²⁷ / ₃₂ "	12 ¹³ / ₁₆ "	12 ²⁵ / ₃₂ "	3
41 ³ / ₄ "H x 15"D x 30"W	14 ¹ / ₈ "	27 ²⁵ / ₃₂ "	N.A.	N.A.	N.A.	0
47 ¹⁵ / ₁₆ "H x 15"D x 30"W	14 ¹ / ₈ "	27 ²⁵ / ₃₂ "	N.A.	N.A.	N.A.	0
54 ¹ / ₈ "H x 15"D x 30"W	14 ¹ / ₈ "	27 ²⁵ / ₃₂ "	12 ²⁷ / ₃₂ "	10 ²¹ / ₃₂ "	N.A.	1
66 ¹ / ₂ "H x 15"D x 30"W	14 ¹ / ₈ "	27 ²⁵ / ₃₂ "	12 ²⁷ / ₃₂ "	9 ³ / ₁₆ "	12 ²⁵ / ₃₂ "	2
72"H x 15"D x 30"W	14 ¹ / ₈ "	27 ²⁵ / ₃₂ "	12 ²⁷ / ₃₂ "	14 ¹¹ / ₁₆ "	12 ²⁵ / ₃₂ "	2
78"H x 15"D x 30"W	14 ¹ / ₈ "	27 ²⁵ / ₃₂ "	12 ²⁷ / ₃₂ "	6 ¹³ / ₁₆ "	12 ²⁵ / ₃₂ "	3
84"H x 15"D x 30"W	14 ¹ / ₈ "	27 ²⁵ / ₃₂ "	12 ²⁷ / ₃₂ "	12 ¹³ / ₁₆ "	12 ²⁵ / ₃₂ "	3
41 ³ / ₄ "H x 24"D x 30"W	23 ¹ / ₈ "	27 ²⁵ / ₃₂ "	N.A.	N.A.	N.A.	0
47 ¹⁵ / ₁₆ "H x 24"D x 30"W	23 ¹ / ₈ "	27 ²⁵ / ₃₂ "	N.A.	N.A.	N.A.	0
54 ¹ / ₈ "H x 24"D x 30"W	23 ¹ / ₈ "	27 ²⁵ / ₃₂ "	12 ²⁷ / ₃₂ "	10 ²¹ / ₃₂ "	N.A.	1
66 ¹ / ₂ "H x 24"D x 30"W	23 ¹ / ₈ "	27 ²⁵ / ₃₂ "	12 ²⁷ / ₃₂ "	9 ³ / ₁₆ "	12 ²⁵ / ₃₂ "	2
72"H x 24"D x 30"W	23 ¹ / ₈ "	27 ²⁵ / ₃₂ "	12 ²⁷ / ₃₂ "	14 ¹¹ / ₁₆ "	12 ²⁵ / ₃₂ "	2
78"H x 24"D x 30"W	23 ¹ / ₈ "	27 ²⁵ / ₃₂ "	12 ²⁷ / ₃₂ "	6 ¹³ / ₁₆ "	12 ²⁵ / ₃₂ "	3
84"H x 24"D x 30"W	23 ¹ / ₈ "	27 ²⁵ / ₃₂ "	12 ²⁷ / ₃₂ "	12 ¹³ / ₁₆ "	12 ²⁵ / ₃₂ "	3
41 ³ / ₄ "H x 15"D x 36"W	14 ¹ / ₈ "	33 ²⁵ / ₃₂ "	N.A.	N.A.	N.A.	0
47 ¹⁵ / ₁₆ "H x 15"D x 36"W	14 ¹ / ₈ "	33 ²⁵ / ₃₂ "	N.A.	N.A.	N.A.	0
54 ¹ / ₈ "H x 15"D x 36"W	14 ¹ / ₈ "	33 ²⁵ / ₃₂ "	12 ²⁷ / ₃₂ "	10 ²¹ / ₃₂ "	N.A.	1
66 ¹ / ₂ "H x 15"D x 36"W	14 ¹ / ₈ "	33 ²⁵ / ₃₂ "	12 ²⁷ / ₃₂ "	9 ³ / ₁₆ "	12 ²⁵ / ₃₂ "	2
72"H x 15"D x 36"W	14 ¹ / ₈ "	33 ²⁵ / ₃₂ "	12 ²⁷ / ₃₂ "	14 ¹¹ / ₁₆ "	12 ²⁵ / ₃₂ "	2
78"H x 15"D x 36"W	14 ¹ / ₈ "	33 ²⁵ / ₃₂ "	12 ²⁷ / ₃₂ "	6 ¹³ / ₁₆ "	12 ²⁵ / ₃₂ "	3
84"H x 15"D x 36"W	14 ¹ / ₈ "	33 ²⁵ / ₃₂ "	12 ²⁷ / ₃₂ "	12 ¹³ / ₁₆ "	12 ²⁵ / ₃₂ "	3
41 ³ / ₄ "H x 24"D x 36"W	23 ¹ / ₈ "	33 ²⁵ / ₃₂ "	N.A.	N.A.	N.A.	0
47 ¹⁵ / ₁₆ "H x 24"D x 36"W	23 ¹ / ₈ "	33 ²⁵ / ₃₂ "	N.A.	N.A.	N.A.	0
54 ¹ / ₈ "H x 24"D x 36"W	23 ¹ / ₈ "	33 ²⁵ / ₃₂ "	12 ²⁷ / ₃₂ "	10 ²¹ / ₃₂ "	N.A.	1
66 ¹ / ₂ "H x 24"D x 36"W	23 ¹ / ₈ "	33 ²⁵ / ₃₂ "	12 ²⁷ / ₃₂ "	9 ³ / ₁₆ "	12 ²⁵ / ₃₂ "	2
72"H x 24"D x 36"W	23 ¹ / ₈ "	33 ²⁵ / ₃₂ "	12 ²⁷ / ₃₂ "	14 ¹¹ / ₁₆ "	12 ²⁵ / ₃₂ "	2
78"H x 24"D x 36"W	23 ¹ / ₈ "	33 ²⁵ / ₃₂ "	12 ²⁷ / ₃₂ "	6 ¹³ / ₁₆ "	12 ²⁵ / ₃₂ "	3
84"H x 24"D x 36"W	23 ¹ / ₈ "	33 ²⁵ / ₃₂ "	12 ²⁷ / ₃₂ "	12 ¹³ / ₁₆ "	12 ²⁵ / ₃₂ "	3

Tip: Stacking bookcase shelves can be adjusted in 32 mm increments for maximum flexibility.

Storage Capacities and Dimensions, continued

Service Cart

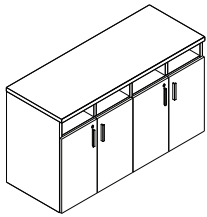


Size/Type	Inside Dimensions		Top Opening	Box Drawer	Cabinet
	D	W	H	H	H
22"D x 30"W	18 ⁷ / ₈ "	28 ¹ / ₄ "	7"	5"	15 ⁷ / ₈ " *
22"D x 36"W	18 ⁷ / ₈ "	34 ¹ / ₄ "	7"	5"	15 ⁷ / ₈ " *

* Excluding shelf

Buffet Credenzas

Cabinet Portion



Size/Type	Inside Dimensions— Dual Door section			Inside Dimensions— Single Door section		
	D	W	H	D	W	H
Application						
3-Door and Box Drawer— 46.937"W	22 ¹ / ₁₆ "	29 ¹³ / ₃₂ "	24 ¹ / ₃₂ "	22 ¹ / ₁₆ "	14 ³ / ₁₆ "	24 ¹ / ₃₂ "
4-Door and Box Drawer— 62.2024"W	22 ¹ / ₁₆ "	29 ¹³ / ₃₂ "	24 ¹ / ₃₂ "	N.A.	N.A.	N.A.
5-Door and Box Drawer— 77.4677"W	22 ¹ / ₁₆ "	29 ¹³ / ₃₂ "	24 ¹ / ₃₂ "	22 ¹ / ₁₆ "	14 ³ / ₁₆ "	24 ¹ / ₃₂ "
3-Door and Open—36"W	22 ¹ / ₁₆ "	22 ⁵ / ₁₆ "	24 ¹ / ₃₂ "	22 ¹ / ₁₆ "	10 ³ / ₈ "	24 ¹ / ₃₂ "
3-Door and Open—45"W	22 ¹ / ₁₆ "	28 ⁵ / ₁₆ "	24 ¹ / ₃₂ "	22 ¹ / ₁₆ "	13 ³ / ₈ "	24 ¹ / ₃₂ "
3-Door and Open—54"W	22 ¹ / ₁₆ "	34 ⁵ / ₁₆ "	24 ¹ / ₃₂ "	22 ¹ / ₁₆ "	16 ³ / ₈ "	24 ¹ / ₃₂ "
4-Door and Open—48"W	22 ¹ / ₁₆ "	22 ¹¹ / ₃₂ "	24 ¹ / ₃₂ "	N.A.	N.A.	N.A.
4-Door and Open—60"W	22 ¹ / ₁₆ "	28 ¹¹ / ₃₂ "	24 ¹ / ₃₂ "	N.A.	N.A.	N.A.
4-Door and Open—72"W	22 ¹ / ₁₆ "	34 ¹¹ / ₃₂ "	24 ¹ / ₃₂ "	N.A.	N.A.	N.A.
5-Door and Open—60"W	22 ¹ / ₁₆ "	22 ¹¹ / ₃₂ "	24 ¹ / ₃₂ "	22 ¹ / ₁₆ "	10 ²⁹ / ₃₂ "	24 ¹ / ₃₂ "
5-Door and Open—75"W	22 ¹ / ₁₆ "	28 ¹¹ / ₃₂ "	24 ¹ / ₃₂ "	22 ¹ / ₁₆ "	13 ²⁹ / ₃₂ "	24 ¹ / ₃₂ "

Tip: Interior dimension of "open" above cabinet in an open/cabinet buffet credenza is 5.6" tall and same width as single door section, above.

Blending Currency with Elective Elements

Currency can be blended with Elective Elements to create beautiful, cost effective applications.

Use Elective Elements components in a

Currency application to dial up the overall aesthetic. Components suggested to use include:

- Veneer worksurfaces
- Gate leg
- Floating shelves and back panels
- Glass front overheads and towers
- Hanging modesty panels

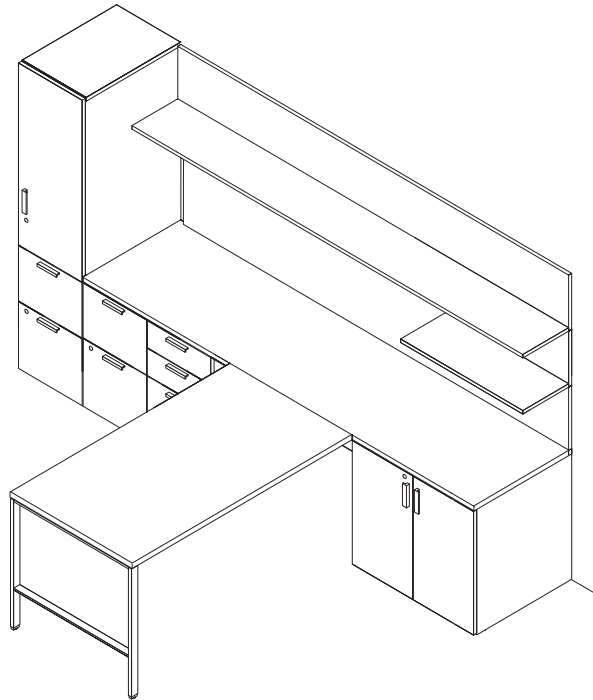
▶ See *Elective Elements Specification Guide*

Use Currency components in an Elective

Elements application to value engineer. Components suggested to use include:

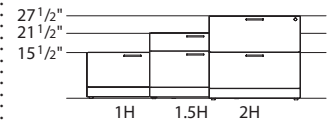
- HPL worksurfaces
- Under worksurface storage
- Towers
- Overheads

Graphic is shown with nile pulls, as nile pulls are available on both Currency and Elective Elements.

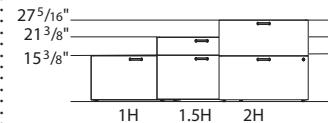


It is not recommended to blend Currency underworksurface storage with Elective Elements underworksurface storage. As heights vary slightly, along with headsets and pull placement variations.

Elective Elements



Currency



Currency and Elective Elements Blended Private Office

Quantity	Style Number	Description	Product Type
1	CRCT	30"D x 54"W, 1/8" thick	Parametric Common Top
1	CRCT	24"D x 91 1/2"W, 1/8" thick	Parametric Common Top
1	CRLS2HD	24"D x 30"W, double door, no top	Lower Storage Two-High
1	CRPD2HBBF	24"D, box/box/file	Fixed Pedestal Two-High
1	CRPD2HFF	24"D, file/file	Fixed Pedestal Two-High
1	CRTWFFL	24"D, 66 1/8"H, file/file, hinged left	Tower Single Door
1	E6FSH	12"H x 12"D x 30"W, 3/4" thick, 2 brackets	Floating Shelf with Shelf Back Panel
1	E6FSH	12"H x 12"D x 96"W, 3/4" thick, 5 brackets	Floating Shelf with Shelf Back Panel
1	E6GBP	30"H x 60"W	Magnetic Back Painted Glass
1	E6LBPSH	15"H x 30"W x 3/4" thick, 2 brackets	Floating Back Panel
1	EEAWST	66"H x 25 1/2"W	Parametric Tackboard
1	E6GL30127	Gate leg, 30"D x 27 5/8"H	Gate Leg
1	TSATPL14	In-Line Support Plate	In-Line Support Plate



Understanding Currency



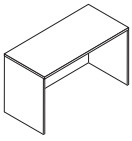
Statement of Line 44

Product Details

Desks, Desk Shells, Returns, Return Shells, and Bridges	58
Bow Front Desk and Desk Shells	60
Extended Curved Corner and Curved Corner Desk Shells	62
Desks and Returns: Back Panel and End Panel Configurations	64
Desks and Desk Shells with 6" Overhang	66
D-Shape and P-Shape Worksurfaces	68
Parametric Common Tops/Worksurfaces	70
Tables	72
Pedestals	74
Two-High Pedestals	78
One-High, 1.5-High, and Two-High Lower Storage and Lateral Files	80
Three-High and Four-High Lateral Files	84
One-High and 1.5-High Open Storage for Ology, Migration SE, and Slim Leg HAD Applications	86
Storage Filler Panels	89
Credenzas	90
Credenzas: Back Panel and End Panel Configurations	94
Buffet Credenzas	96
Bookcases	98
Towers and Cabinets	100
Combination Cabinets	104
Overheads and Organizers	106
Parametric Tackboards	112
Conference Room Furniture	114

Statement of Line

Currency

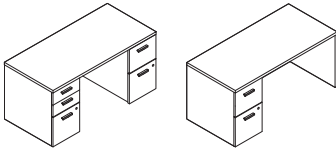


Understanding
▶ Page 58
Specifying
▶ Page 118

Desk Shells

	36"W	42"W	48"W	54"W	60"W	66"W	72"W	84"W	96"W
18 ⁷ / ₈ "D	●	●	●	●	●	●	●		
24"D	●	●	●	●	●	●	●	●	●
30"D	●	●	●	●	●	●	●		

Tip: Parametric depth (18⁷/₈"D–30"D) is available in 1/16" increments.
Tip: Parametric width (36"W–96"W) is available in 1/16" increments.

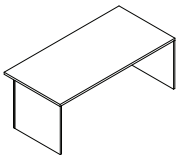


Understanding
▶ Page 58
Specifying
▶ Page 118

Desks with Pedestals

	60"W	66"W	72"W
24"D	●	●	●
30"D	●	●	●

Tip: Parametric depth (24"D–30"D) is available in 1/16" increments.
Tip: Parametric width (60"W–72"W) is available in 1/16" increments.

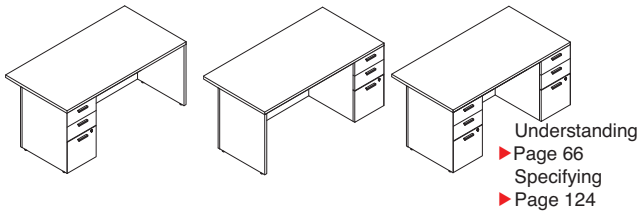


Understanding
▶ Page 66
Specifying
▶ Page 124

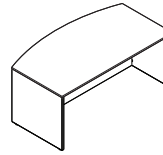
Desk Shell with 6" Overhang

	36"W	42"W	48"W	54"W	60"W	66"W	72"W	84"W	96"W
36"D	●	●	●	●	●	●	●	●	●

Tip: Parametric width (36"W–96"W) is available in 1/16" increments.



Understanding
 ▶ Page 66
 Specifying
 ▶ Page 124



Understanding
 ▶ Page 60
 Specifying
 ▶ Page 128

Desk with 6" Overhang and Pedestals

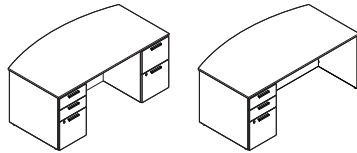
	60"W	66"W	72"W
36"D	●	●	●

Tip: Parametric width (60"W–72"W) is available in 1/16" increments.

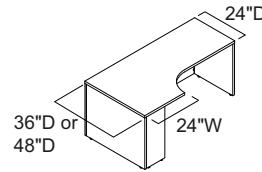
Bow Front Desk Shells

	66"W	72"W	84"W	96"W
36"D	●	●	●	●
42"D	●	●	●	●

Tip: Parametric width (66"W–96"W) is available in 1/16" increments.



Understanding
 ▶ Page 60
 Specifying
 ▶ Page 128



Understanding
 ▶ Page 62
 Specifying
 ▶ Page 132

Bow Front Desks with Pedestals

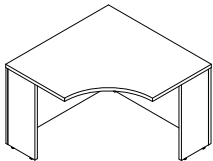
	66"W	72"W
36"D	●	●
42"D	●	●

Tip: Parametric width (66"W–72"W) is available in 1/16" increments.

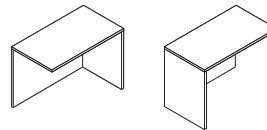
Extended Curved Corner Desk Shells

	66"W	72"W
36"D	●	●
48"D	●	●

Tip: Right-handed application shown. Left-handed application is also available.



Understanding
 ▶ Page 62
 Specifying
 ▶ Page 134



Understanding
 ▶ Page 58
 Specifying
 ▶ Page 136

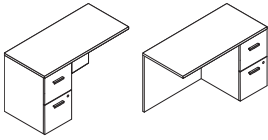
Curved Corner Desk Shells

	42"W
24"D	●

Return Shells

	36"W	42"W	48"W
18 ⁷ / ₈ "D	●	●	●
24"D	●	●	●

Tip: Parametric depth (18⁷/₈"D–24"D) is available in 1/16" increments.
 Tip: Parametric width (36"W–48"W) is available in 1/16" increments.

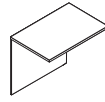


Understanding
 ▶ Page 58
 Specifying
 ▶ Page 136

Returns with Pedestal

	42"W	48"W
24"D	●	●

Tip: Parametric width (42"W–48"W) is available in 1/16" increments.

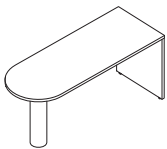


Understanding
 ▶ Page 58
 Specifying
 ▶ Page 140

Bridges

	36"W	42"W	48"W
18 ⁷ / ₈ "D	●	●	●
24"D	●	●	●

Tip: Parametric depth (18⁷/₈"D–24"D) is available in 1/16" increments.
 Tip: Parametric width (36"W–48"W) is available in 1/16" increments.

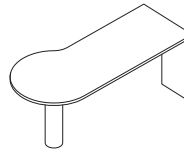


Understanding
 ▶ Page 68
 Specifying
 ▶ Page 142

D-Shape Worksurfaces

	48"W – 78"W
30"D – 36"D	●

Tip: Parametric width (48"W–78"W) is available in 1/16" increments.
 Tip: Parametric depth (30"D–36"D) is available in 1/16" increments.

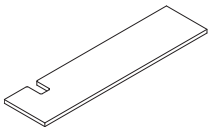


Understanding
 ▶ Page 68
 Specifying
 ▶ Page 142

P-Shape Worksurfaces

	54"W – 72"W
24"D – 36"D	●

Tip: Left-handed application shown. Right-handed application is also available.
 Tip: Parametric width (54"W–72"W) is available in 1/16" increments.
 Tip: Parametric depth (24"D–36"D) is available in 1/16" increments.

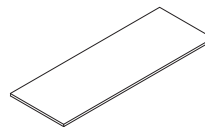


Understanding
 ▶ Page 70
 Specifying
 ▶ Page 144

Parametric Common Tops HAD Application

	30"W – 120"W
18 ⁷ / ₈ "D – 24"D	●

Tip: Right-handed application shown. Left-handed application is also available.
 Tip: Parametric depth (18⁷/₈"D–24"D) is available in 1/16" increments.
 Tip: Parametric width (30"W–120"W) is available in 1/16" increments.

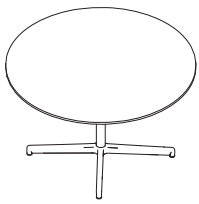


Understanding
 ▶ Page 70
 Specifying
 ▶ Page 146

Parametric Common Tops/Worksurfaces

	15"W – 120"W
12"D – 36"D	●

Tip: Parametric width (15"W–120"W) is available in 1/16" increments.
 Tip: Parametric depth (12"D–36"D) is available in 1/16" increments.



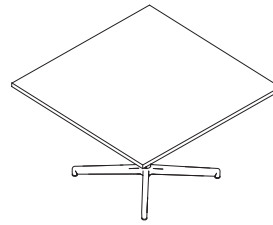
Understanding
 ▶ Page 72
 Specifying
 ▶ Page 150

Round Tables

36"Dia– 54"Dia

Diameter ●

Tip: Parametric diameter (36"Dia–54"Dia) is available in 1/16" increments.



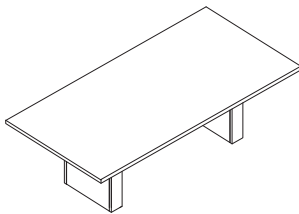
Understanding
 ▶ Page 72
 Specifying
 ▶ Page 150

Square Tables

36"W – 54"W

Width ●

Tip: Parametric width (36"W–54"W) is available in 1/16" increments.



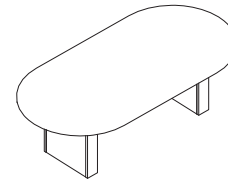
Understanding
 ▶ Page 72
 Specifying
 ▶ Page 152

Rectangle Tables

60"W – 168"W

24"D – 48"D ●

Tip: Parametric width (60"W–168"W) is available in 1/16" increments.
 Tip: Parametric depth (24"D–48"D) is available in 1/16" increments.



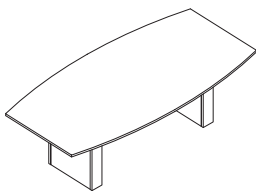
Understanding
 ▶ Page 72
 Specifying
 ▶ Page 156

Racetrack Tables

66"W – 168"W

36"D – 48"D ●

Tip: Parametric depth (36"D–48"D) is available in 1/16" increments.
 Tip: Parametric width (66"W–168"W) is available in 1/16" increments.



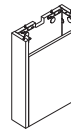
Understanding
 ▶ Page 72
 Specifying
 ▶ Page 160

Boat-Shaped Tables

96"W – 168"W

48"D ●

Tip: Parametric width (96"W–168"W) is available in 1/16" increments.

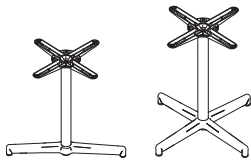


Specifying
 ▶ Page 162

Legs and Table Bases— Rectangular Base

18"W 24"W

4⁹/₁₆"D ● ●



Specifying
▶ Page 163

Legs and Table Bases—Steel T-Base and X-Base

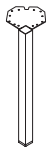
	26"W	36"W
2 1/4" Dia	●	●



Specifying
▶ Page 164

Legs and Table Bases—Post Leg

	3"W
3"D	●



Specifying
▶ Page 164

Legs and Table Bases—Square Leg


	2"W
16"H	●
19"H	●
28"H	●



Specifying
▶ Page 165

Legs and Table Bases—Column Leg

	6"W
6"D	●

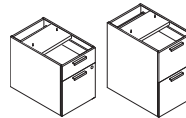


Specifying
▶ Page 168

Modesty Panel

	24"W – 60"W
13 3/4"H	●

Tip: Parametric width (24"W–60"W) is available in 1/16" increments.

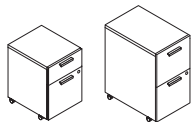


Understanding
▶ Page 74
Specifying
▶ Page 170

1.5-High and Two-High Fixed Pedestals

	15 3/4"W
21 3/8"H	●
27 3/16"H	●

Tip: Available in 18 7/8"D and 24"D for 1.5-High and in 18 7/8"D, 24"D, and 30"D for Two-High.

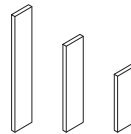


Understanding
▶ Page 74
Specifying
▶ Page 174

Mobile Pedestals

	15 3/4"W
23 2/3"H	●
27 3/32"H	●

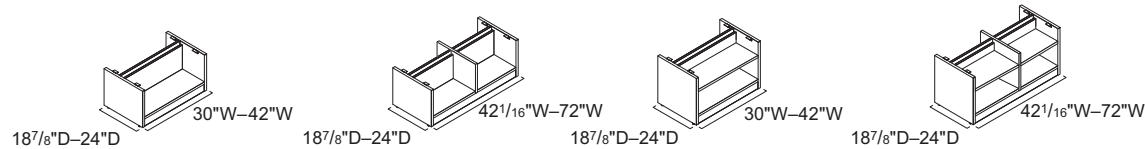
Tip: Available in 18 7/8"D and 22"D for 1.5-High and in 22"D for Two-High.
Tip: Heights represent mobile pedestal without cushion top. When adding a cushion top, expect an additional 1 1/2" height.



Understanding
▶ Page 89
Specifying
▶ Page 190

One-High, 1.5-High, and Two-High Storage Filler Panels

	5 1/8"W
15 3/8"H	●
21 3/8"H	●
27 3/8"H	●



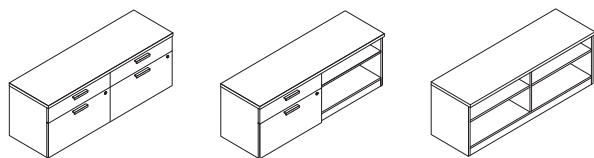
Understanding
 ▶ Page 86
 Specifying
 ▶ Page 194

One-High and 1.5-High Storage for Ology, Migration SE, and Slim Leg HAD Applications

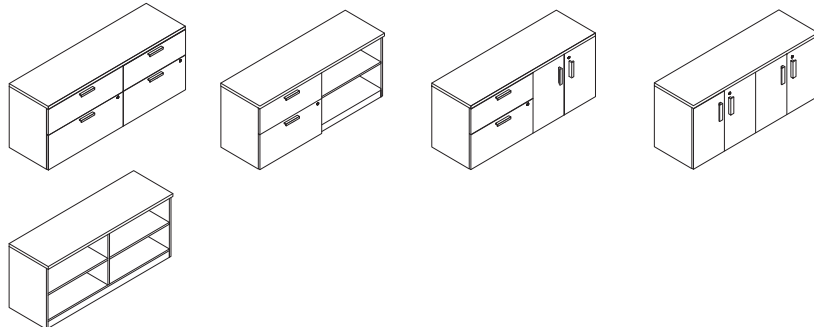
	30\"W	36\"W	42\"W	48\"W	60\"W	72\"W
15 ³ / ₈ \"H	●	●	●	●	●	●
21 ³ / ₈ \"H	●	●	●	●	●	●

Tip: Parametric depth (18⁷/₈\"D–24\"D) is available in 1/16\" increments.
 Tip: Parametric width (30\"W–72\"W) is available in 1/16\" increments.

1.5-High



Two-High



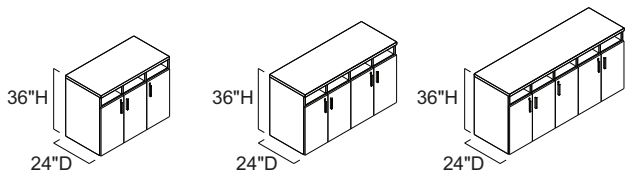
Understanding
 ▶ Page 90
 Specifying
 ▶ Pages 196–200

1.5-High and Two-High Credenza Storage

	42\"W	48\"W	60\"W	66\"W	72\"W
18 ⁷ / ₈ \"D	●	●	●	●	●
24\"D	●	●	●	●	●

Tip: Parametric width (42\"W–72\"W) is available in 1/16\" increments on open configuration units. Open side flexes in width, lateral file will remain 30\"W or 36\"W depending on overall unit size. Open/Open configurations are split evenly with a center panel.
 Tip: Parametric width (60\"W–72\"W) is available in 1/16\" increments on cabinet configuration units. Cabinet side flexes in width, lateral file will remain 30\"W or 36\"W depending on overall unit size. Cabinet/Cabinet configurations are split evenly with a center panel.
 Tip: Parametric depth (18⁷/₈\"D–24\"D) is available in 1/16\" increments.

Statement of Line, Currency, continued

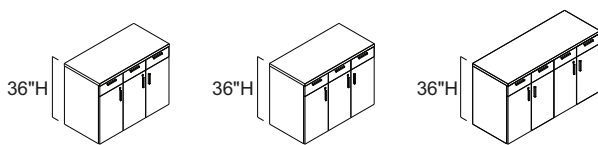


Understanding
 ▶ Page 96
 Specifying
 ▶ Page 206

Buffet Credenzas—Open

	36"W	45"W	48"W	60"W	75"W
3-Door	●	●			
4-Door			●	●	
5-Door				●	●

Tip: Parametric width (36"W–54"W) is available in 1/16" increments on 3-door units.
Tip: Parametric width (48"W–72"W) is available in 1/16" increments on 4-door units.
Tip: Parametric width (60"W–75"W) is available in 1/16" increments on 5-door units.

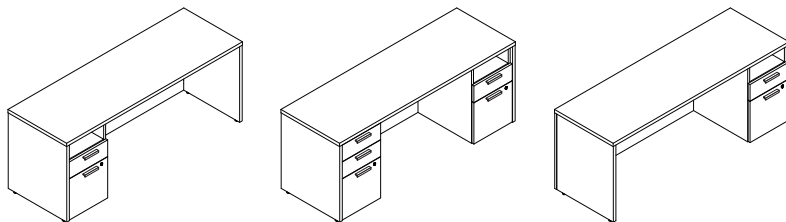


Understanding
 ▶ Page 96
 Specifying
 ▶ Page 206

Buffet Credenzas—Box Drawer

	46.9370"W	62.2024"W	77.4677"W
3-Door	●		
4-Door		●	
5-Door			●

Tip: Parametric width (36"W–54"W) is available in 1/16" increments on 3-door units.
Tip: Parametric width (48"W–72"W) is available in 1/16" increments on 4-door units.
Tip: Parametric width (60"W–75"W) is available in 1/16" increments on 5-door units.

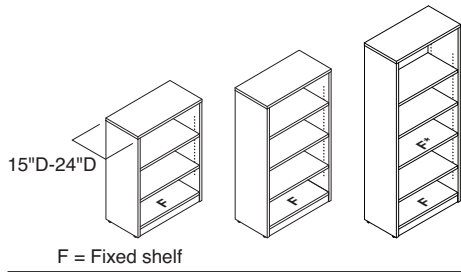


Understanding
 ▶ Page 90
 Specifying
 ▶ Page 210

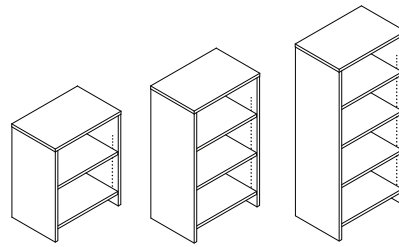
Two-High Credenza Storage with Kneespace

	60"W	66"W	72"W
18 7/8"D	●	●	●
24"D	●	●	●

Tip: Parametric depth (18 7/8"D–24"D) is available in 1/16" increments.
Tip: Parametric width (60"W–72"W) is available in 1/16" increments.



Understanding
 ▶ Page 98
 Specifying
 ▶ Page 214



Understanding
 ▶ Page 98
 Specifying
 ▶ Page 218

Bookcases

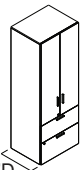
	24"W	30"W	36"W
41 ³ / ₄ "H	●	●	●
47 ¹⁵ / ₁₆ "H	●	●	●
54 ¹ / ₈ "H	●	●	●
66 ¹ / ₂ "H	●	●	●
72"H	●	●	●
78"H	●	●	●
84"H	●	●	●

Tip: Parametric height, depth, and width is specifiable in 1/16" increments.

Stacking Bookcases

Application Height	24"W	30"W	36"W
41 ³ / ₄ "H	●	●	●
47 ¹⁵ / ₁₆ "H	●	●	●
54 ¹ / ₈ "H	●	●	●
66 ¹ / ₂ "H	●	●	●
72"H	●	●	●
78"H	●	●	●
84"H	●	●	●

Tip: Parametric height, depth, and width is specifiable in 1/16" increments.



18⁷/₈"D-24"D

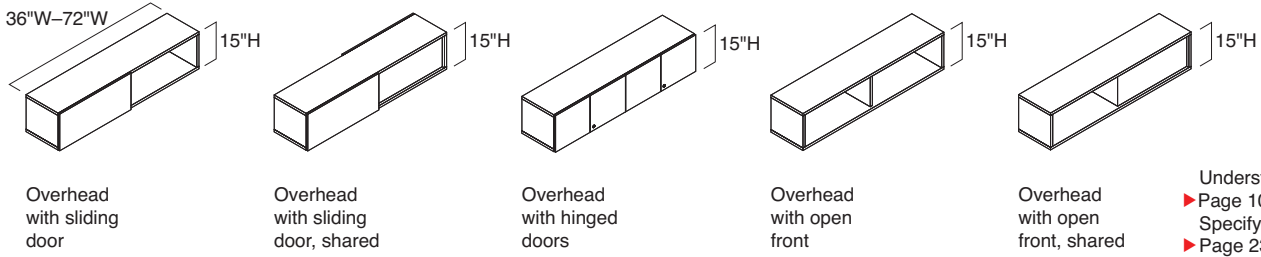
Understanding
 ▶ Page 104
 Specifying
 ▶ Page 226

Combination Cabinets

	47.9375"H	54.125"H	66.5"H	72"H	78"H	84"H
30"W	●	●	●	●	●	●
36"W	●	●	●	●	●	●

Tip: Parametric depth (18⁷/₈"D-24"D) is available in 1/16" increments.
 Tip: Parametric height (47¹⁵/₁₆"H-84"H) is available in 1/16" increments.

Statement of Line, Currency, continued

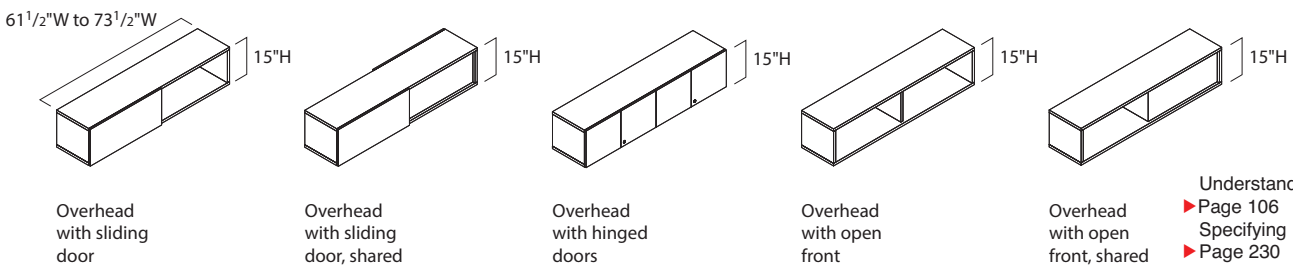


Understanding
 ▶ Page 106
 Specifying
 ▶ Page 230

Overheads with Hinged Doors, Sliding Doors, and No Doors

	36"W	42"W	48"W	54"W	60"W	66"W	72"W
15"D without doors	●	●	●	●	●	●	●
16"D with doors	●	●	●	●	●	●	●

Tip: Parametric width (36"W–72"W) is available in 1/16" increments.

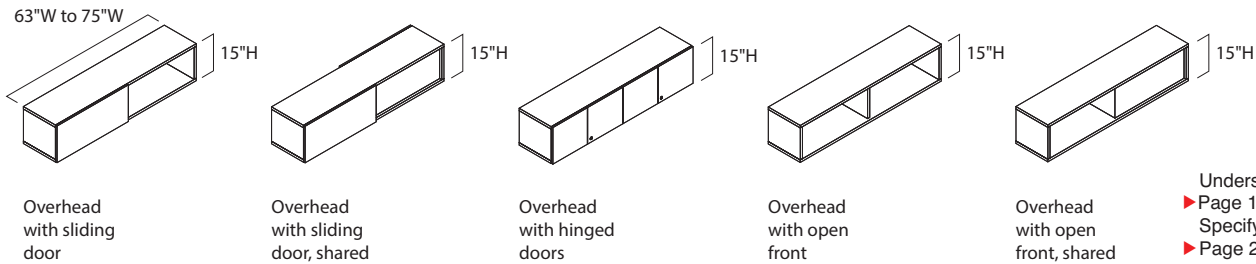


Understanding
 ▶ Page 106
 Specifying
 ▶ Page 230

Overheads with Hinged Doors, Sliding Doors, and No Doors for Answer Beam, Dual-Sided Application—Personal or Shared

	61 1/2"W	67 1/2"W	73 1/2"W
15"D without doors	●	●	●
16"D with doors	●	●	●

Tip: Parametric width (36"W–72"W) is available in 1/16" increments.

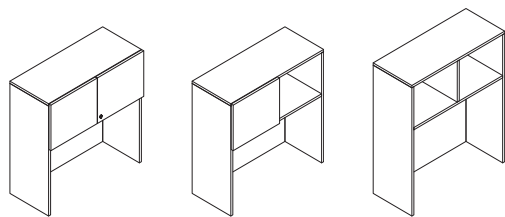


Understanding
 ▶ Page 106
 Specifying
 ▶ Page 230

Overheads with Sliding Doors, Hinged Doors, or Open Fronts for Answer Beam, Single-Sided Application—Personal or Shared

	63"W	69"W	75"W
15"D without doors	●	●	●
16"D with doors	●	●	●

Tip: Parametric width (36"W–72"W) is available in 1/16" increments.

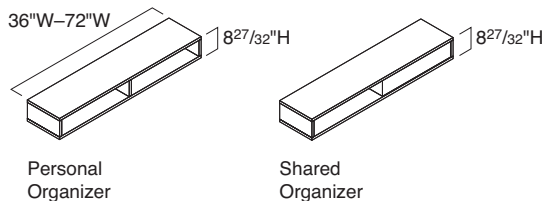


Understanding
 ▶ Page 106
 Specifying
 ▶ Page 236

Stacking Overheads with Hinged Doors, Sliding Doors, or No Doors

	36"W	42"W	48"W	54"W	60"W	66"W	72"W
15"D without doors	●	●	●	●	●	●	●
16"D with doors	●	●	●	●	●	●	●

Tip: Parametric width (36"W–72"W) is available in 1/16" increments.

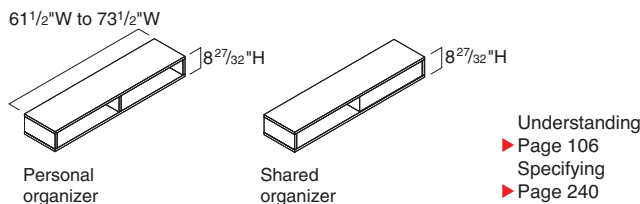


Understanding
 ▶ Page 106
 Specifying
 ▶ Page 240

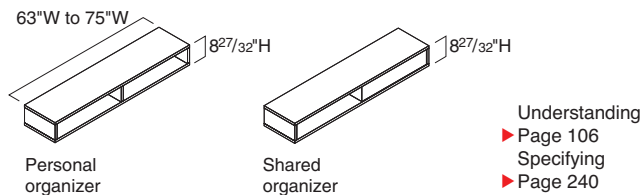
Organizers

	36"W	42"W	48"W	54"W	60"W	66"W	72"W
15"D Personal	●	●	●	●	●	●	●
15"D Shared	●	●	●	●	●	●	●

Tip: Parametric width (36"W–72"W) is available in 1/16" increments.



Understanding
 ▶ Page 106
 Specifying
 ▶ Page 240



Understanding
 ▶ Page 106
 Specifying
 ▶ Page 240

Organizers for Answer Beam, Dual-Sided Application—Personal or Shared

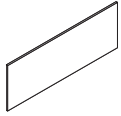
	61 1/2"W	67 1/2"W	73 1/2"W
15"D	●	●	●

Tip: Parametric width (61 1/2"W–73 1/2"W) is available in 1/16" increments.

Organizers for Answer Beam, Single-Sided Application—Personal or Shared

	63"W	69"W	75"W
15"D	●	●	●

Tip: Parametric width (63"W–75"W) is available in 1/16" increments.

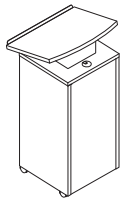


Understanding
 ▶ Page 112
 Specifying
 ▶ Page 244

Tackboards

	24"W–114"W		
9½"H–47½"H	●		

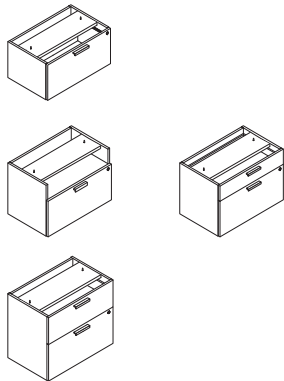
Tip: Parametric height (9½"H–47½"H) is available in 1/16" increments.
 Tip: Parametric width (24"W–114"W) is available in 1/16" increments.



Understanding
 ▶ Page 114
 Specifying
 ▶ Page 248

Conference Room Furniture—Lectern

	24"W		
187/8"D	●		

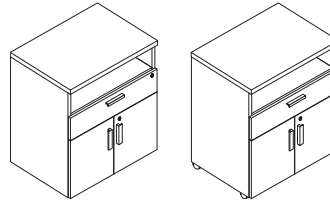


Understanding
 ▶ Page 80
 Specifying
 ▶ Page 178

One-High, 1.5-High, and Two-High Lateral Files

		30"W	36"W
One-High	15 ³ / ₈ "H	●	●
1.5-High	21 ³ / ₈ "H	●	●
Two-High	27 ⁵ / ₁₆ "H	●	●

Tip: Parametric depth (18⁷/₈"D–30"D) is available in 1/16" increments.



Understanding
 ▶ Page 114
 Specifying
 ▶ Page 246

Conference Room Furniture—Service Cart

	30"W	36"W	
22"D	●	●	

Tip: Heights for service cart vary with and without casters. Height with casters is 35¼"H and height without casters is 34⁵/₈"H.



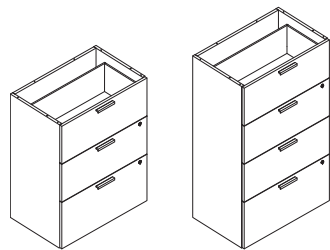
Specifying
 ▶ Page 117

Hinged Door Power Unit

	8 ⁵ / ₁₆ "W		
5 ⁵ / ₁₆ "D	●		

Tip: Hinged door power unit is 2" in height.

Three-High Four-High

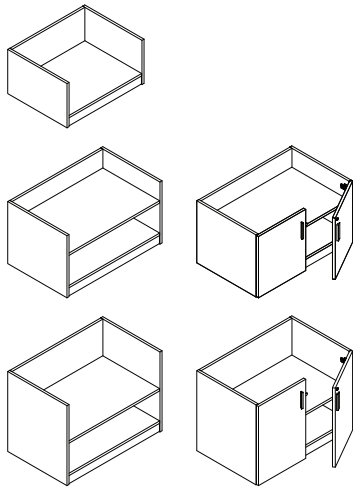


Understanding
 ▶ Page 84
 Specifying
 ▶ Page 182

Three-High and Four-High Lateral Files

		30"W	36"W
Three-High	39 ¹ / ₅ "H	●	●
Four-High	51 ¹ / ₅ "H	●	●

Tip: Parametric depth (18⁷/₈"D–30"D) is available in 1/16" increments.

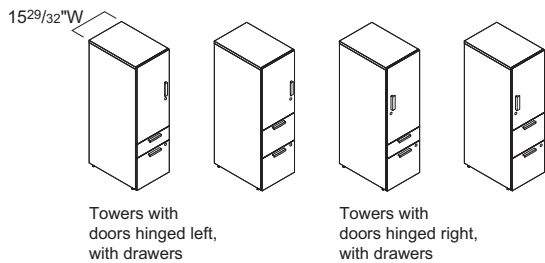


Understanding
 ▶ Page 80
 Specifying
 ▶ Page 186

One-High, 1.5-High, and Two-High Lower Storage

		30"W	36"W	42"W
One-High	15 ³ / ₈ "H	●	●	●
1.5-High	21 ³ / ₈ "H	●	●	●
Two-High	27 ⁵ / ₁₆ "H	●	●	●

Tip: Parametric depth (18⁷/₈"D–24"D) is available in 1/16" increments.
 Tip: Parametric width (30"W–42"W) is available in 1/16" increments.
 ▶ See Answer Beam and Answer Fence Specification Guide.



Towers with doors hinged left, with drawers

Towers with doors hinged right, with drawers

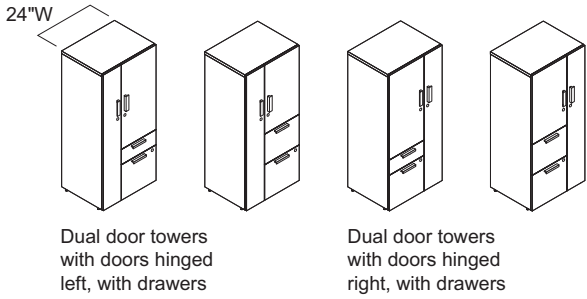
Understanding
 ▶ Page 100
 Specifying
 ▶ Page 252

Single-Door Towers

	18 ⁷ / ₈ "D	24"D
41 ³ / ₄ "H	●	●
47 ¹⁵ / ₁₆ "H	●	●
54 ¹ / ₈ "H	●	●
66 ¹ / ₂ "H	●	●
72"H	●	●
78"H	●	●
84"H	●	●

Tip: Parametric depth (18⁷/₈"D–24"D) is available in 1/16" increments.
 Tip: Parametric height (41³/₄"H–84"H) is available in 1/16" increments.

Statement of Line, Currency, continued



Dual door towers with doors hinged left, with drawers

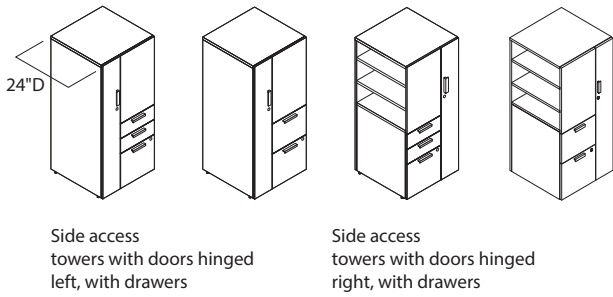
Dual door towers with doors hinged right, with drawers

Understanding
 ▶ Page 100
 Specifying
 ▶ Page 258

Dual-Door Towers

	18 ⁷ / ₈ "D	24"D
41 ³ / ₄ "H	●	●
47 ¹⁵ / ₁₆ "H	●	●
54 ¹ / ₈ "H	●	●
66 ¹ / ₂ "H	●	●
72"H	●	●
78"H	●	●
84"H	●	●

Tip: Parametric depth (18⁷/₈"D–24"D) is available in 1/16" increments.
 Tip: Parametric height (41³/₄"H–84"H) is available in 1/16" increments.



Side access towers with doors hinged left, with drawers

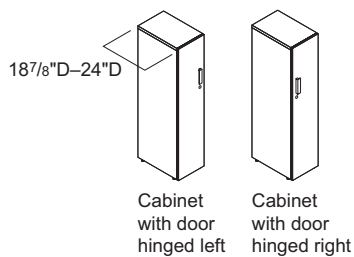
Side access towers with doors hinged right, with drawers

Understanding
 ▶ Page 100
 Specifying
 ▶ Page 264

Side Access Towers

	24"W
41 ³ / ₄ "H	●
47 ¹⁵ / ₁₆ "H	●
54 ¹ / ₈ "H	●
66 ¹ / ₂ "H	●
72"H	●
78"H	●
84"H	●

Tip: Parametric height (41³/₄"H–84"H) is available in 1/16" increments.



Understanding
 ▶ Page 100
 Specifying
 ▶ Page 270

Cabinets

	12"W	24"W
41 3/4"H	●	●
47 15/16"H	●	●
54 1/8"H	●	●
66 1/2"H	●	●
72"H	●	●
78"H	●	●
84"H	●	●

Tip: Parametric depth, width, and height is available in 1/16" increments.

Desks, Desk Shells, Returns, Return Shells, and Bridges

Desks are freestanding and are available with and without pedestals, to create a desk shell, single pedestal desk, or double pedestal desk.

► Specifying, page 118

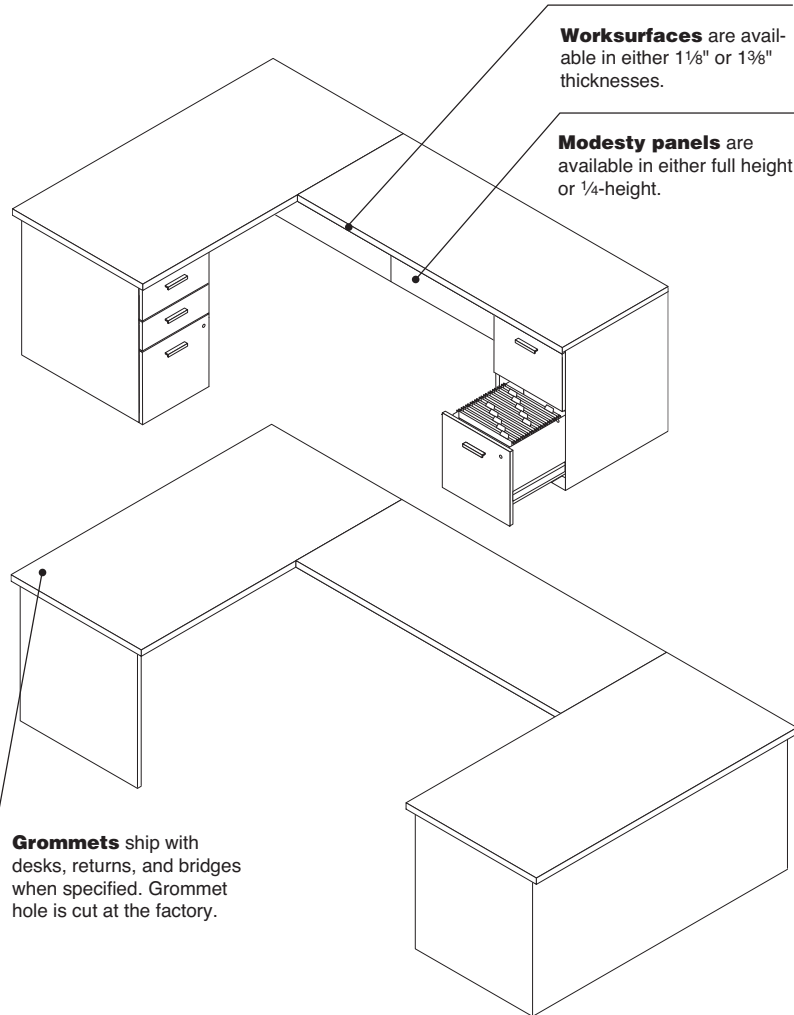
Returns are available with and without pedestals, to create a single pedestal return or return shell. Returns attach to desks or credenzas to form an L-shape configuration. Attachment brackets are included with returns.

► Specifying, page 136

Bridges must attach to a worksurface on each side to create a U-shape configuration. Attachment brackets are included with bridges.

► Specifying, page 140

Desk and return shells can be used with 22³/₄"D and 27⁷/₁₆"D freestanding pedestals or mobile pedestals for a customized storage solution.



Product Details

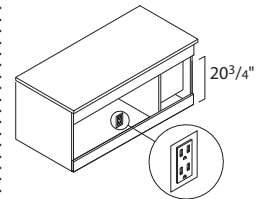


Clear-access end panels are available with desks to provide structural support, while maintaining clearance for under worksurface knee space. They include a cord pass through cut out, and are not to be used as a visible end panel.

Pulls on desks and returns with pedestals are available in a variety of shapes.

Lock is standard on desks and returns with pedestals. Lock is located in the bottom drawer, and locks the drawer it is located in, and the one above. Locks are specified with storage, but shipped separately. Locks are field installed.

Leveling glides adjust to install desks and returns on uneven floors and have a 1¹/₄" adjustable glide range.



1/4-height modesty panels are intended for use up against a wall to provide 20³/₄" of clearance from the floor to the bottom of the modesty panel for all power access, or 13³/₄" of clearance from the top of the bottom stretcher to the bottom of the modesty panel. Top modesty and bottom stretcher are 6¹/₂" tall. Bottom stretcher is included when 1/4-height modesty is specified.

Actual Dimensions

	Desks (with pedestal)	Desk Shells	Returns (with pedestal)	Return Shells	Bridges
Depth	24"-30"	18 ⁷ / ₈ "-30"	24"	18 ⁷ / ₈ "-24"	18 ⁷ / ₈ "-24"
Width	60"-72"	36"-96"*	42"-48"	36"-48"	36"-48"
Height	28 ⁷ / ₁₆ "	28 ⁷ / ₁₆ "	28 ⁷ / ₁₆ "	28 ⁷ / ₁₆ "	28 ⁷ / ₁₆ "

Tip: Height shown is with a 1¹/₈" top specification.

**Not all widths are available with all depths. See specification pages.*

Tip: Desk shells wider than 72"W not available 18⁷/₈"D-23¹⁵/₁₆"D.

Actual Dimensions

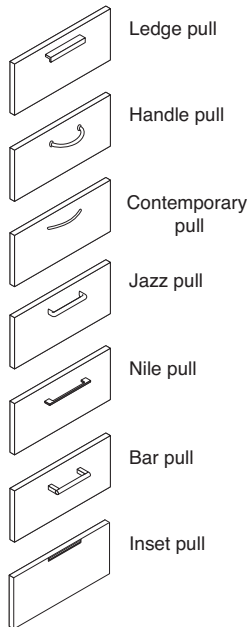
Desk/Return/Bridge Worksurface Thickness

	Low-Pressure Laminate	High-Pressure Laminate
Worksurface/Top Thickness - 1 ¹ / ₈ " core	1 ¹ / ₈ "	1 ³ / ₁₆ "
Worksurface/Top Thickness - 1 ³ / ₈ " core	1 ³ / ₈ "	1 ⁷ / ₁₆ "

**Worksurface thickness differs based on the worksurface thickness and materiality specified.*

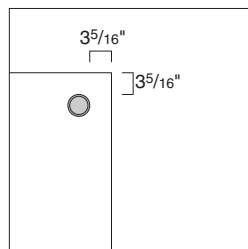
Modesty panels have horizontal grain direction.

End panels have vertical grain direction.

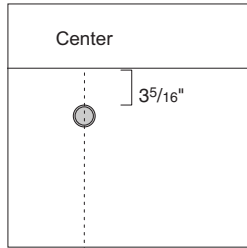


Pulls are available in the following styles: ledge, handle, contemporary, jazz, Nile, bar, and inset.

Grommets are 3" in diameter and available on desks, returns, and bridges.



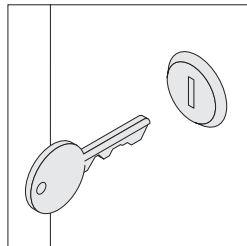
Corner grommets are 3⁵/₁₆" from the edge of the work surface.



Center grommets are 3⁵/₁₆" from the visitor side.

Pilot-hole to pilot-hole dimensions are as follows:

- Ledge: 96 mm
- Handle: 96 mm
- Contemporary: 128 mm
- Jazz: 128 mm
- Nile: 160 mm or 320 mm (depending on storage type)
- Bar: 128 mm
- Inset: N.A.



Locks are standard on desks and returns with storage. Lock cylinders must be specified separately, and are field installed.
▶ Lock and Keying, page 364

Counterweight packages are required to ensure product stability and are ordered as an option, or separately through service parts.

Field installed locks are available with consecutive, specific, and random keying options. Field installed lock cylinders, **LOCK9201FR** or **LOCK9250FR** must be specified separately.

Counterweights are not needed when under work surfaces pedestals are installed in an L-shape, U-shape, or T-shape configuration.

Counterweights are available as a service part package for use when furniture is reconfigured into application which require the use of counterweights.

Back and end panel configurations differ depending on the modesty panel and support options selected.

Surface Materials

Desks, returns, and bridges can be specified with different case, headset, and top laminate finishes. *Tip: Low-Pressure Laminate headsets cannot be specified with High-Pressure Laminate cases.*

Tip: For more information on Low-Pressure and High-Pressure Laminate, please see Surface Materials.
▶ Page 350

Desk, return, and bridge case

- Low-Pressure Laminate
- High-Pressure Laminate

Headsets

- Low-Pressure Laminate
- High-Pressure Laminate

Top

- Low-Pressure Laminate
- High-Pressure Laminate

Ledge pull

- 4799 Platinum Metallic
- 7207 Black

Handle pull

- 0835 Black
- 9211 Nickel

Contemporary pull

- 0835 Black
- 9201 Polished Chrome
- 9211 Nickel
- 9212 Silver

Jazz pull

- 0835 Black
- 4799 Platinum Metallic
- 9201 Polished Chrome
- 9211 Nickel
- 9212 Silver

Nile pull

- 0835 Black
- 4799 Platinum Metallic
- 7280 Smooth Bronze
- 9201 Polished Chrome
- 9211 Nickel

Bar pull

- 0835 Black
- 9201 Polished Chrome
- 9211 Nickel
- 9212 Silver

Inset pull

- 4799 Platinum Metallic
- 4803 Near Black Metallic
- 7241 Arctic White

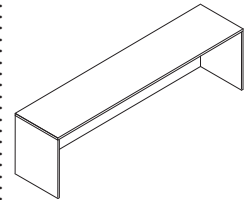
Lock

- 9201 Polished Chrome
- 9250 Ember Chrome

Drawer bodies, drawer suspensions, and glides

- Black

Application Topics



60"W or wider desk shells require a reinforcing channel, due to unsupported kneespace 54" or greater.

Desk shells wider than 72"W receive a center support (half panel). Because of this, desk shells wider than 72" cannot receive a center grommet.

If one clear-access end panel is specified on desk shell, the desk shell must be attached to an adjoining work surface(s). If two clear-access end panels are specified on desk shell, the desk shell must be used like a bridge in a U-shaped configuration. Desk shells with clear-access end panel(s) can not be freestanding. *Tip: Desk shells wider than 72"W not available 18⁷/₈"D–23¹⁵/₁₆"D.*

When specifying a reinforcing channel, use the largest available size that fits within the open kneespace.

Storage capacities and dimensions

▶ Page 27

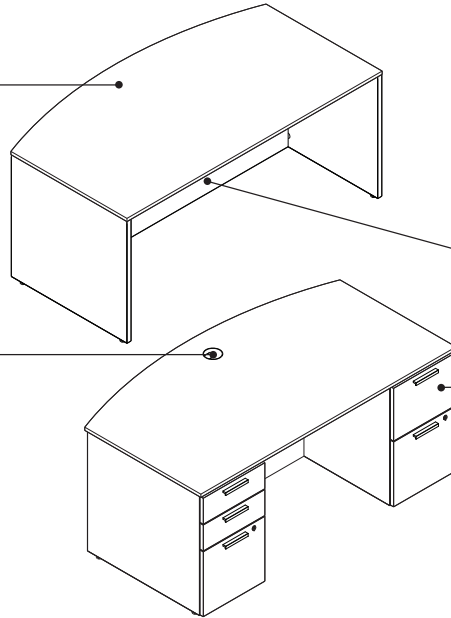
Attaching monitor arms to a return is not a valid application.

Bow Front Desks and Desk Shells

Bow front desks are freestanding and are available with and without pedestals, to create a desk shell, single pedestal desk, or double pedestal desk.
 ▶ Specifying, page 128

Worksurfaces are available in either 1¹/₈" or 1³/₈" thicknesses.

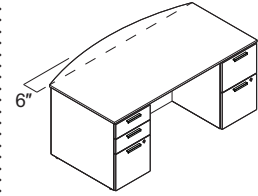
Grommets ship with bow front desks and desk shells when specified. Grommet hole is cut at the factory.



Modesty panels are available in full height.

36"D bow front desks receive a 23¹/₈"D pedestal. 42"D bow front desks receive a 29¹/₈"D pedestal.

Product Details



Bow-front desks have a 6" overhang on the visitor side. Back panel is inset 12" from edge of bow.

Pulls on desks with pedestals are available in a variety of shapes.

Lock is standard on desks with pedestals. Lock is located in the bottom drawer, and locks the drawer it is located in, and the one above. Locks are specified with storage, but shipped separately. Locks are field installed.

Leveling glides adjust to install desks on uneven floors and have a 1¹/₄" adjustable glide range.

Modesty panels have horizontal grain direction.

End panels have vertical grain direction.

Actual Dimensions

	Bow Front Desks (with Pedestals)	Bow Front Desk Shells
Depth (End Panel)	30", 36"	30", 36"
Depth (Bow)	36", 42"	36", 42"
Width	66"–72"	66"–96"
Height	28 ⁷ / ₁₆ "	28 ⁷ / ₁₆ "

Tip: Height shown is with a 1¹/₈" top specification.

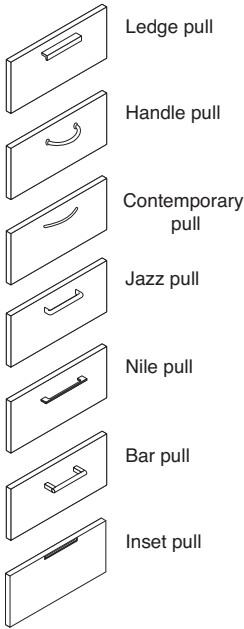
Tip: Width dimension ranges shown above are available in 1¹/₁₆th inch increments parametrically.

Actual Dimensions

Desk/Return/Bridge Worksurface Thickness

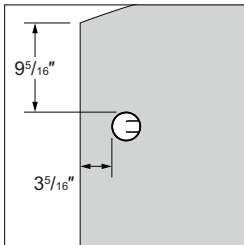
	Low-Pressure Laminate	High-Pressure Laminate
Worksurface/Top Thickness – 1 ¹ / ₈ " core	1 ¹ / ₈ "	1 ³ / ₁₆ "
Worksurface/Top Thickness – 1 ³ / ₈ " core	1 ³ / ₈ "	1 ⁷ / ₁₆ "

**Worksurface thickness differs based on the worksurface thickness and materiality specified.*

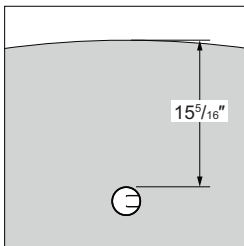


Pulls are available in the following styles: ledge, handle, contemporary, jazz, Nile, bar, and inset.

Grommets are 3" in diameter and available on desks.



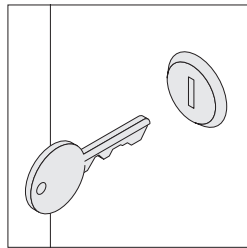
Corner grommets are 3⁵/₁₆" from the side-edge of the work surface and 9⁵/₁₆" from where the side-edge meets the bow.



Center grommets are 15⁵/₁₆" from the visitor side at the peak of curve.

Pilot-hole to pilot-hole dimensions are as follows:

- Ledge: 96 mm
- Handle: 96 mm
- Contemporary: 128 mm
- Jazz: 128 mm
- Nile: 160 mm or 320 mm (depending on storage type)
- Bar: 128 mm
- Inset: N.A.



Locks are standard on desks and returns with storage. Lock cylinders must be specified separately, and are field installed.

▶ Lock and Keying, page 364

Counterweight packages are required to ensure product stability and are ordered as an option, or separately through service parts.

Field installed locks are available with consecutive, specific, and random keying options. Field installed lock cylinders, **LOCK9201FR** or **LOCK9250FR** must be specified separately.

Counterweights are not needed when under worksurfaces pedestals are installed in an L-shape, U-shape, or T-shape configuration.

Counterweights are available as a service part package for use when furniture is reconfigured into application which require the use of counterweights.

Surface Materials

Bow front desk can be specified with different case, headset, and top laminate finishes.

Tip: Low-Pressure Laminate headsets cannot be specified with High-Pressure Laminate cases.

Tip: For more information on Low-Pressure and High-Pressure Laminate, please see Surface Materials.

▶ Page 350

Bow front desk

- Low-Pressure Laminate
- High-Pressure Laminate

Headsets

- Low-Pressure Laminate
- High-Pressure Laminate

Top

- Low-Pressure Laminate
- High-Pressure Laminate

Ledge pull

- 4799 Platinum Metallic
- 7207 Black

Handle pull

- 0835 Black
- 9211 Nickel

Contemporary pull

- 0835 Black
- 9201 Polished Chrome
- 9211 Nickel
- 9212 Silver

Jazz pull

- 0835 Black
- 4799 Platinum Metallic
- 9201 Polished Chrome
- 9211 Nickel
- 9212 Silver

Nile pull

- 0835 Black
- 4799 Platinum Metallic
- 7280 Smooth Bronze
- 9201 Polished Chrome
- 9211 Nickel

Bar pull

- 0835 Black
- 9201 Polished Chrome
- 9211 Nickel
- 9212 Silver

Inset pull

- 4799 Platinum Metallic
- 4803 Near Black Metallic
- 7241 Arctic White

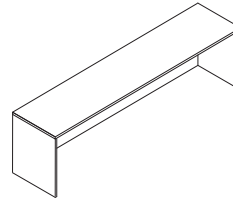
Lock

- 9201 Polished Chrome
- 9250 Ember Chrome

Drawer bodies, drawer suspensions, and glides

- Black

Application Topics



60"W or wider bow front desk shells require a reinforcing channel, due to unsupported kneespace 54" or greater.

Desk shells wider than 72"W receive a center support (half panel). Because of this, desk shells wider than 72" cannot receive a center grommet.

When specifying a reinforcing channel, use the largest available size that fits within the open kneespace.

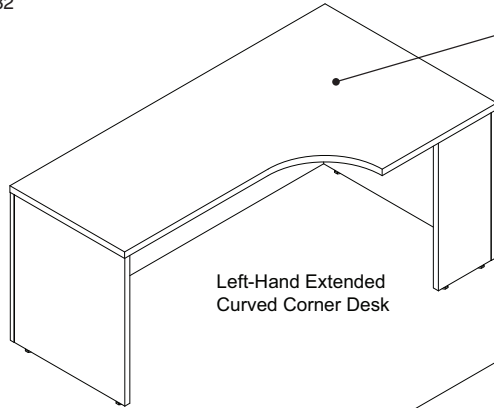
Storage capacities and dimensions

▶ Page 27

Extended Curved Corner and Curved Corner Desk Shells

Curved corner desk shells have two clear-access end panels and are intended to be used with returns.
 ▶ Specifying, page 132

Worksurfaces are available in either 1 1/8" or 1 3/8" thicknesses.

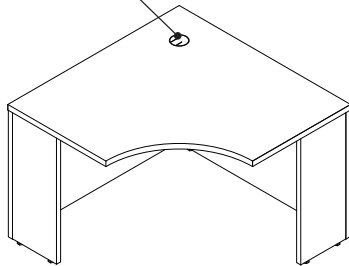


Left-Hand Extended Curved Corner Desk

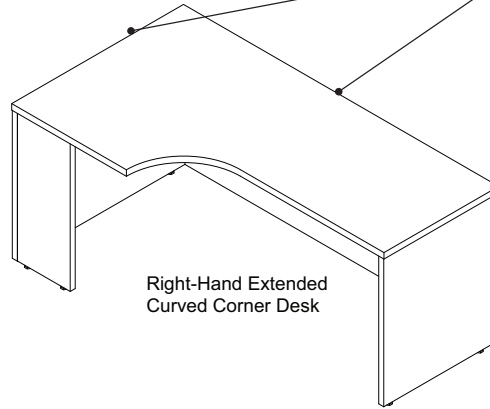
1/4-height modesty panel is available only on 66" or 72" side of extended curved corner desk shell. 36" and 48" side of desk will always receive a full height modesty panel.

Modesty panels are available in either full height or 1/4-height.

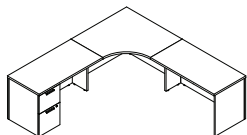
Grommets ship with desk shells when specified. Grommet hole is cut at the factory.



Curved Corner Desk Shell



Right-Hand Extended Curved Corner Desk



Actual Dimensions

	Curved Corner	Left-Hand Extended Curved Corner	Right-Hand Extended Curved Corner
Depth Left	24"	24"	24"
Depth Right	24"	24"	24"
Width Left	42"	66", 72"	36", 48"
Width Right	42"	36", 48"	66", 72"
Height	28 7/16"	28 7/16"	28 7/16"

Actual Dimensions

Desk/Return/Bridge Worksurface Thickness

	Low-Pressure Laminate	High-Pressure Laminate
Worksurface/Top Thickness – 1 1/8" core	1 1/8"	1 3/16"
Worksurface/Top Thickness – 1 3/8" core	1 3/8"	1 7/16"

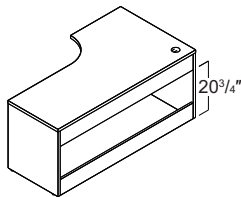
*Worksurface thickness differs based on the worksurface thickness and materiality specified.

Product Details



Clear-access end panels are available with desks to provide structural support, while maintaining clearance for under worksurface knee space. They include a cord pass through cut out, and are not to be used as a visible end panel.

Leveling glides adjust to install desks and returns on uneven floors and have a 1¼" adjustable glide range.



¼-height modesty panels are intended for use up against a wall to provide 20¾" of clearance from the floor to the bottom of the modesty panel for all power access, or 13¾" of clearance from the top of the bottom stretcher to the bottom of the modesty panel. Top modesty and bottom stretcher are 6½" tall. Bottom stretcher is included when ¼-height modesty is specified.

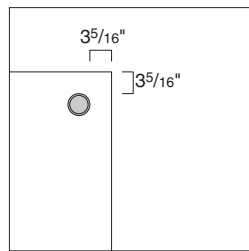
Modesty panel on the extended-width side of extended curved corner units has horizontal grain direction. Modesty panel on the short-width side of extended curved corner units is vertical. See Directional Laminate pages for more information.
▶ Page 20

Modesty panel on curved corner units

has horizontal grain direction on left and has vertical grain direction on right. See Directional Laminate pages for more information.
▶ Page 20

End panels have vertical grain direction.

Grommets are 3" in diameter and available on desks, returns, and bridges.



Corner grommets are 3⁵/₁₆" from the edge of the worksurface.

Surface Materials

Desks can be specified with different case and top laminate finishes.
Tip: For more information on Low-Pressure and High-Pressure Laminate, please see Surface Materials.
▶ Page 350

Desk and case

- Low-Pressure Laminate
- High-Pressure Laminate

Top

- Low-Pressure Laminate
- High-Pressure Laminate

Application Topics

Curved corner desk shells have two clear-access end panels and are intended to be used with returns.

Extended curved corner desk shells have one full depth end panel and one clear-access end panel and are intended to be used with a return.

When specifying a reinforcing channel, use the largest available size that fits within the open kneespace.

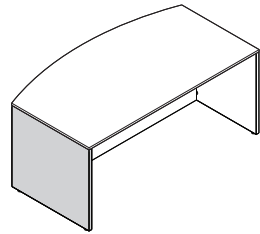
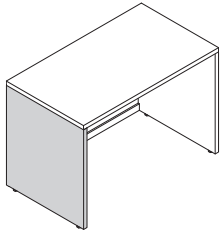
Desks and Returns: Back Panel and End Panel Configurations

Back and end panel configurations vary depending on the modesty panel and storage options selected.

Desks

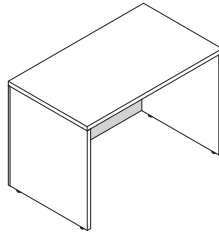
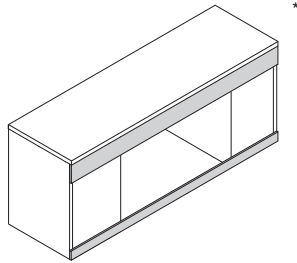
End Panel Over Back Panel

- Desks with quarter-height modesty panel + two end panels.
- Bow front desks



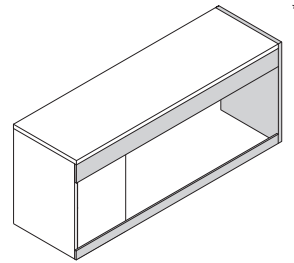
Back Panel Over End Panel

- Desks with quarter-height modesty panel + two pedestals
- Desks with full modesty panel



Mix

- Desks with quarter-height modesty panel + one pedestal + end panel

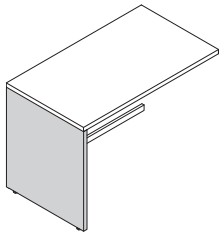


Tip: When quarter-height modesty is selected for desks, top and bottom spanner panels are included.

Returns

End Panel Over Back Panel

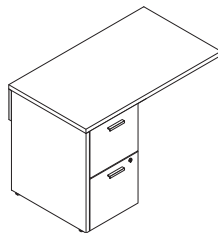
- Returns with quarter-height modesty panel + end panel



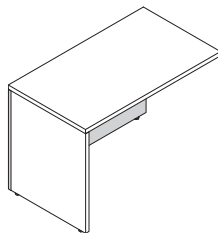
Tip: When quarter-height modesty is selected for returns with no pedestal, top and bottom spanner panels are included.

Back Panel Over End Panel

- Returns with quarter-height modesty panel + pedestal
- Returns with full modesty panel



Tip: When quarter-height modesty is selected for returns with pedestal, only top spanner panel is included.



*Back of desk shown

Desks and Desk Shells with 6" Overhang

Desks are freestanding and are available with and without pedestals, to create a desk shell, single pedestal desk, or double pedestal desk.

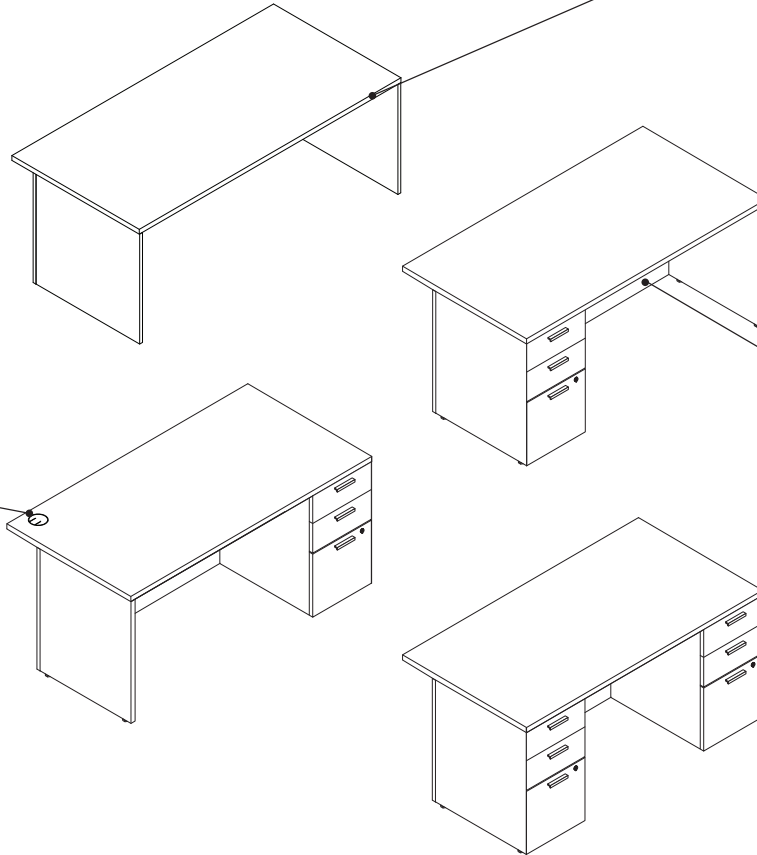
► Specifying, page 124

Desk shells with 6" overhang can be used with pedestals for use with shells.

Worksurfaces are available in either 1½" or 1¾" thicknesses.

Modesty panels are available full height.

Grommets ship with desk shells when specified. Grommet hole is cut at the factory.



Actual Dimensions

	Desks (with pedestal)	Desk Shells
Depth	36"	36"
Width	60"–72"	36"–96"
Height	28 ⁷ / ₁₆ "	28 ⁷ / ₁₆ "

Tip: Height shown is with a 1½" top specification.

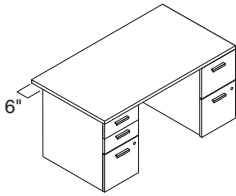
Actual Dimensions

Desk Worksurface Thickness

	Low-Pressure Laminate	High-Pressure Laminate
Worksurface/ Top Thickness – 1½" core	1½"	1 ⁹ / ₁₆ "
Worksurface/ Top Thickness – 1¾" core	1¾"	1 ⁷ / ₁₆ "

*Worksurface thickness differs based on the worksurface thickness and materiality specified.

Product Details



36"D desks have a 6" overhang on the visitor side. End panels/pedestals will be 30"D.

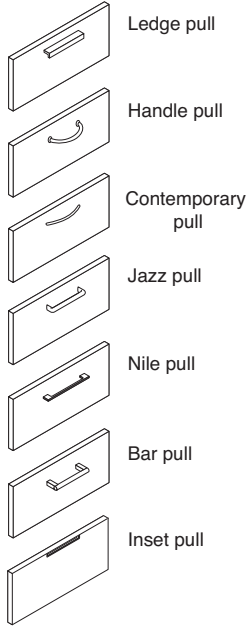
Pulls on desks with pedestals are available in a variety of shapes.

Lock is standard on desks and returns with pedestals. Lock is located in the bottom drawer, and locks the drawer it is located in, and the one above. Locks are specified with storage, but shipped separately. Locks are field installed.

Leveling glides adjust to install desks and returns on uneven floors and have a 1/4" adjustable glide range.

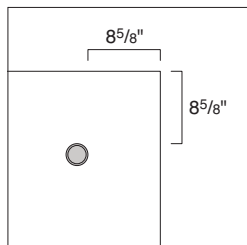
Modesty panels have horizontal grain direction.

End panels have vertical grain direction.

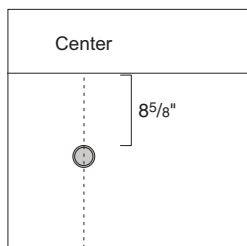


Pulls are available in the following styles: ledge, handle, contemporary, jazz, Nile, bar, and inset.

Grommets are 3" in diameter and available on desks.



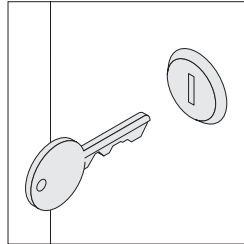
Corner grommets are 8 5/8" from the edge of the worksurface.



Center grommets are 8 5/8" from the visitor side.

Pilot-hole to pilot-hole dimensions are as follows:

- Ledge: 96 mm
- Handle: 96 mm
- Contemporary: 128 mm
- Jazz: 128 mm
- Nile: 160 mm or 320 mm (depending on storage type)
- Bar: 128 mm
- Inset: N.A.



Locks are standard on desks and returns with storage. Lock cylinders must be specified separately, and are field installed.

▶ Lock and Keying, page 364

Counterweight packages are required to ensure product stability and are ordered as an option, or separately through service parts.

Field installed locks are available with consecutive, specific, and random keying options. Field installed lock cylinders, **LOCK9201FR** or **LOCK9250FR** must be specified separately.

Counterweights are not needed when under worksurfaces pedestals are installed in an L-shape, U-shape, or T-shape configuration.

Counterweights are available as a service part package for use when furniture is reconfigured into application which require the use of counterweights.

Surface Materials

Desks can be specified with different case, headset, and top laminate finishes.

Tip: Low-Pressure Laminate headsets cannot be specified with High-Pressure Laminate cases.

Tip: For more information on Low-Pressure and High-Pressure Laminate cases, please see Surface Materials.

▶ Page 350

Desk case

- Low-Pressure Laminate
- High-Pressure Laminate

Headsets

- Low-Pressure Laminate
- High-Pressure Laminate

Top

- Low-Pressure Laminate
- High-Pressure Laminate

Ledge pull

- 4799 Platinum Metallic
- 7207 Black

Handle pull

- 0835 Black
- 9211 Nickel

Contemporary pull

- 0835 Black
- 9201 Polished Chrome
- 9211 Nickel
- 9212 Silver

Jazz pull

- 0835 Black
- 4799 Platinum Metallic
- 9201 Polished Chrome
- 9211 Nickel
- 9212 Silver

Nile pull

- 0835 Black
- 4799 Platinum Metallic
- 7280 Smooth Bronze
- 9201 Polished Chrome
- 9211 Nickel

Bar pull

- 0835 Black
- 9201 Polished Chrome
- 9211 Nickel
- 9212 Silver

Inset pull

- 4799 Platinum Metallic
- 4803 Near Black Metallic
- 7241 Arctic White

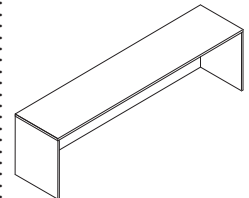
Lock

- 9201 Polished Chrome
- 9250 Ember Chrome

Drawer bodies, drawer suspensions, and glides

- Black

Application Topics



60"W or wider desk shells require a reinforcing channel, due to unsupported kneespace 54" or greater.

Desk shells wider than 72"W receive a center support (half panel). Because of this, desk shells wider than 72" cannot receive a center grommet.

72"W or wider desks with pedestals require a reinforcing channel due to unsupported kneespace 54" or greater.

When specifying a reinforcing channel, use the largest available size that fits within the open kneespace.

Storage capacities and dimensions

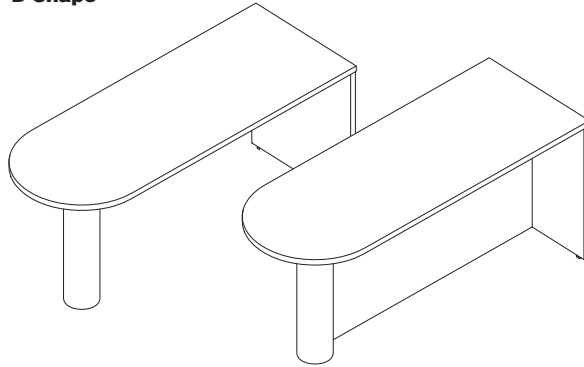
▶ Page 27

Desk with overhang shells cannot be free-standing, they must be in a L-application or U-application. Overhang desks with pedestals can be freestanding.

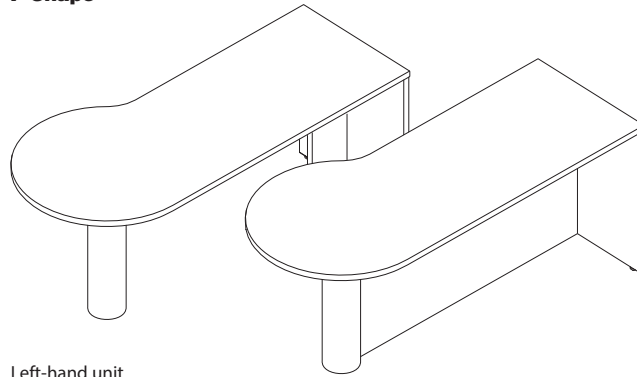
D-Shape and P-Shape Worksurfaces

D- and P-shape worksurfaces offer unique support for meetings. These worksurfaces are parametric and can flex by $\frac{1}{16}$ " increments to allow flexibility in planning.
 ▶ Specifying, page 142

D-Shape



P-Shape



Left-hand unit

Product Details

D- and P-shape worksurfaces must be attached to a bridge, return, or adjoining worksurface to form a flush-height, L- or U-shaped configuration and to provide stability.

Right-hand P-shape worksurfaces pair with left-hand returns. Left-hand P-shape worksurfaces pair with right-hand returns.

D- and P-shape worksurfaces include an end panel, and are available with and without modesty panels.

Modesty panels are available in either full or $\frac{1}{4}$ -height. Full-height modesty panels go to the floor. The $\frac{1}{4}$ -height modesty panels suspend from the worksurface, and are $13\frac{3}{4}$ " high.

Column leg diameter is 6".

Surface Materials

Case (end and modesty panel)

- Low-Pressure Laminate
 - High-Pressure Laminate
- Tip: For more information on Low-Pressure and High-Pressure Laminate, please see Surface Materials.*
 ▶ Page 350

Top

- Low-Pressure Laminate
- High-Pressure Laminate

Column leg

- 4799 Platinum Metallic
- 7207 Black

Wiring and Cabling

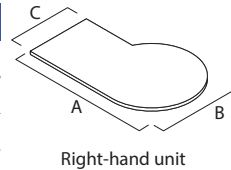
Round grommets are available and are field installed to allow power cords and cables to pass through the worksurface. Grommets are specified separately.

▶ See page 249.

Actual Dimensions

D-Shape and P-Shape Worksurface Parametric Ranges

D-Shape Worksurfaces	
Depth	30"–36"
Width	48"–78"
P-Shape Worksurfaces	
Depth B Range	30"–42"
Depth C Range	24"–36"
Width A Range	54"–72"



Right-hand unit

Actual Dimensions

D-Shape and P-Shape Worksurface Thickness

	Low-Pressure Laminate	High-Pressure Laminate
Worksurface/ Top Thickness – $1\frac{1}{8}$ " core	$1\frac{1}{8}$ "	$1\frac{3}{16}$ "
Worksurface/ Top Thickness – $1\frac{3}{8}$ " core	$1\frac{3}{8}$ "	$1\frac{7}{16}$ "

*Worksurface thickness differs based on the worksurface thickness and materiality specified.

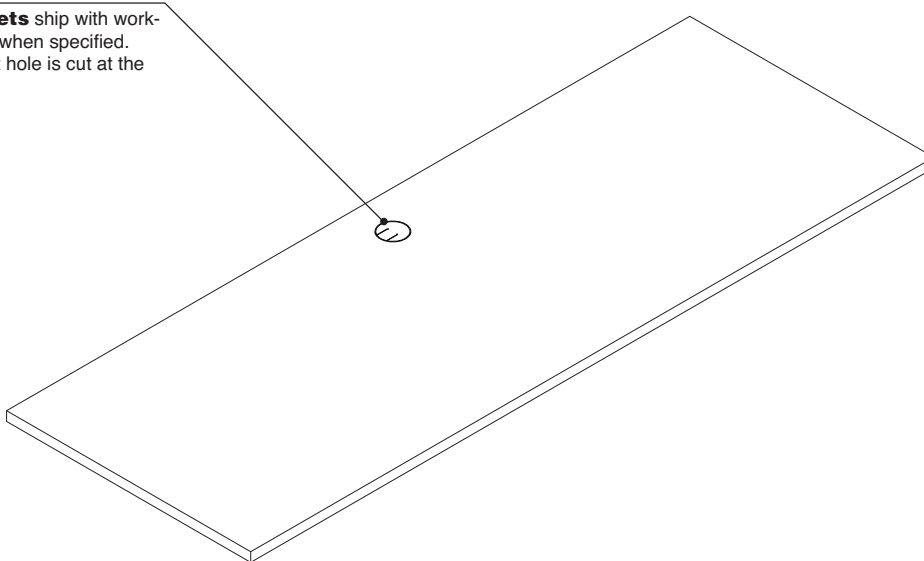
Parametric Common Tops/Worksurfaces

Parametric common tops/worksurfaces are used to create storage applications with a seamless top, or as a table or desk with legs. These tops can flex by $\frac{1}{16}$ " increments to allow flexibility in planning.

► Specifying, page 146

Worksurfaces and tops use $1\frac{1}{8}$ " and $1\frac{3}{8}$ " core. The actual thickness of the work-surface will change depending on materiality selected.

Grommets ship with work-surfaces when specified. Grommet hole is cut at the factory.



Product Details

Common tops/worksurfaces are available in either Low-Pressure Laminate or High-Pressure Laminate.


Common tops/worksurfaces have $1\frac{1}{8}$ " thick and $1\frac{3}{8}$ " core thickness. Please see actual dimensions table below for core thickness plus materiality thickness.

Common tops/worksurfaces have 3 mm plastic edge banding on the front (user's) side. Sides and back have matching 1 mm edge.

The actual thickness between Low-Pressure Laminate (LPL) and High-Pressure Laminate (HPL) tops are slightly different. It is recommended that only tops of the same type are specified in a given application. There may be sheen or texture differences when using Low-Pressure Laminate and High-Pressure Laminate in adjacent applications. Use caution when mixing and matching different work-surface types.

Worksurfaces used as a table, up to 84"W, require four legs and appropriate reinforcing channels. Worksurfaces 84 $\frac{1}{16}$ "–120"W require six legs and appropriate reinforcing channels.

Worksurfaces used in a run-off application with two legs, secured to another work-surface with bracketry, can be no longer than 72"W and must use appropriate reinforcing channels.



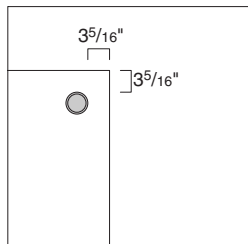
Reinforcing channels must be used with tops larger than 54"W for 54"W or more of unsupported kneespace. Any common top used as a table with legs equal to or larger than 30"D x 72"W requires two reinforcing channels.

Actual Dimensions

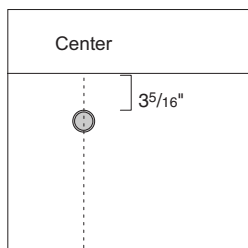
Common Top/Worksurface Parametric Ranges

	Low-Pressure Laminate	High-Pressure Laminate	Blending
Depth	12"–36"	12"–36"	N.A.
Width	15"–96"	15"–120"	N.A.
Worksurface/ Top Thickness – 1 $\frac{1}{8}$ " core	1 $\frac{1}{8}$ "	1 $\frac{3}{16}$ "	1 $\frac{1}{8}$ " core with HPL (1 $\frac{3}{16}$ ") is the same thickness as HPL Universal worksurfaces
Worksurface/ Top Thickness – 1 $\frac{3}{8}$ " core	1 $\frac{3}{8}$ "	1 $\frac{7}{16}$ "	1 $\frac{3}{8}$ " core with HPL (1 $\frac{7}{16}$ ") is the same thickness as HPL Elective Elements worksurfaces

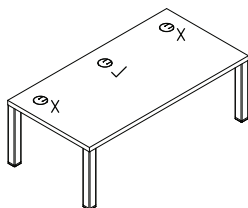
Grommets are 3" in diameter and are available on worksurfaces.



Corner grommets are 3⁵/₁₆" from the edge of the worksurface.



Center grommets are 3⁵/₁₆" from the visitor side.



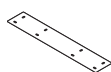
If creating an application with four legs as supports, do not specify left or right-hand grommets. Grommet cut out will interfere with leg location.

If creating a run-off application with two legs as supports, do not specify grommets on the side that has legs as supports. Grommet cut out will interfere with leg location.


Grommets do not interfere with hanging modesty panels.

Grommet placement recommendations by size include:

- No grommets on worksurfaces less than 18"D
- Center grommet only on worksurfaces 15"W–29.9375"W
- Left, right, or center grommet only on worksurfaces 30"W–41.9375"W
- Any placement of one, two, or three grommets on worksurfaces 42"W and above

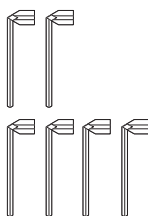


Support plates are available to connect two worksurfaces and allow one to support the other.



Tie plates are available to provide added strength and alignment between two worksurfaces.

Square legs are 2" x 2" and available individually. Legs come in three heights. See **CRSQB** for more information.



Square legs can be used to create stand-alone table desk or a return. Specify two legs to create a return, and specify four legs to create a table desk.



Post leg is available individually. Leg is 27³/₈"H with glide. Glide adjusts 2".

Post legs can be used to create a stand-alone table desk or return. Specify two legs to create a return and four legs to create a table desk.



Column leg is 6", and 27³/₈"H with glide. Glide adjusts 1¹/₄".

Column leg can be used to create a return.

Application Topics

When specifying a parametric common top over a run of storage, use SmartTools to determine the correct dimension to be specified.

Common top dimensions are calculated in SmartTools using six major factors:

- Product combination—dimensions of common top vary pending storage combinations in the application.
- Top offset—the width of the common top is not equal to plan width and is undersized for panel applications.
- Case offset—width of the top changes between HPL and LPL.
- Case vs. top offset—difference between end panel face to top.
- Ganging offset—width of the common top reduces if units gang together.
- Parametric rounding—parametric common tops round to the nearest 1¹/₁₆th of an inch.

Common top width examples:

- Two pedestals HPL: 31¹³/₁₆"
- Two pedestals LPL: 31⁵/₈"

Due to nominal versus actual dimensions, the common top total dimension may calculate to be smaller than anticipated.

Surface Materials

Top

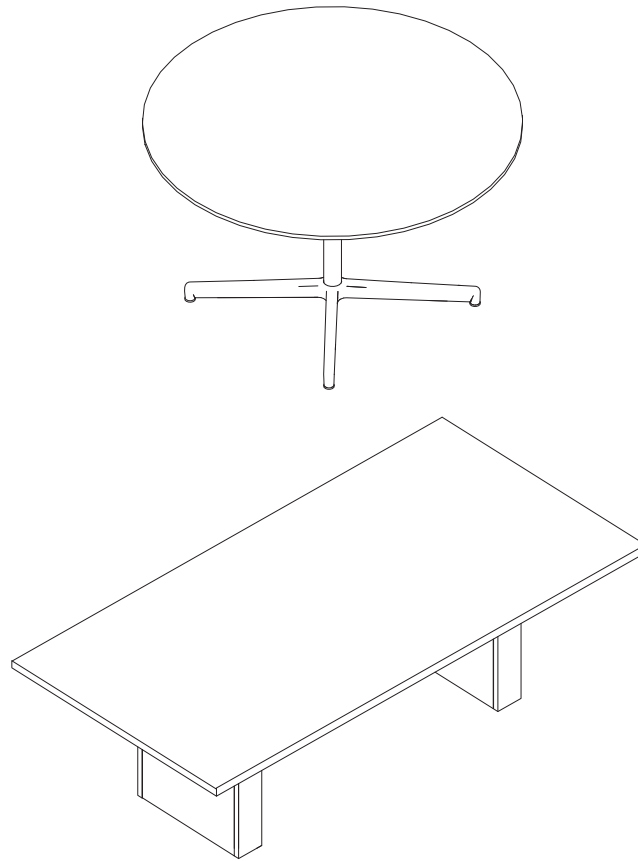
- Low-Pressure Laminate
 - High-Pressure Laminate
- Tip: For more information on Low-Pressure and High-Pressure Laminate, please see Surface Materials.*
- ▶ Page 350

Edge

- Plastic

Tables

Tables can be used in a variety of conference and collaborative settings.
 ▶ Specifying, pages 150–160



Actual Dimensions

Tables

	Round	Square	Rectangle	Racetrack	Boat
Diameter	36"–54"	N.A.	N.A.	N.A.	N.A.
Depth	N.A.	N.A.	24"–48"	36"–48"	48"
Width	N.A.	36"–54"	36"–168"	66"–168"	96"–168"

Actual Dimensions

Table Top Thickness

	Low-Pressure Laminate	High-Pressure Laminate
Worksurface/Top Thickness –1½" core	1½"	1¾"
Worksurface/Top Thickness –1¾" core	1¾"	1⅞"

*Worksurface thickness differs based on the worksurface thickness and materiality specified.

Product Details

Table tops have a wood core with either a Low- or High-Pressure laminate surface.

Table tops are available in 1 5/8" and 1 3/8" core thickness.

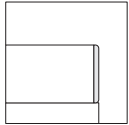


Table tops features a 3 mm square edge profile.

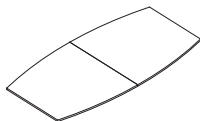
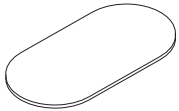
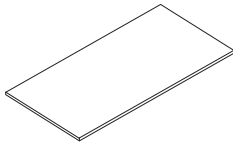
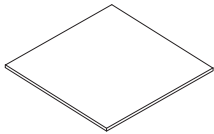
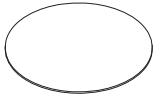
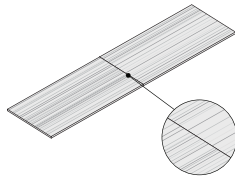


Table tops are available in the following shapes: round, square, rectangle, racetrack, and boat.

All tops are available parametrically in 1/16" increments.

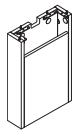
Two-piece tops will occur when the top is in Low-Pressure Laminate and larger than 95 3/4"W, and in High-Pressure Laminate and larger than 119 15/16"W. Tops will be split into two equal sections and ship with connecting hardware.



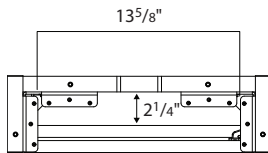
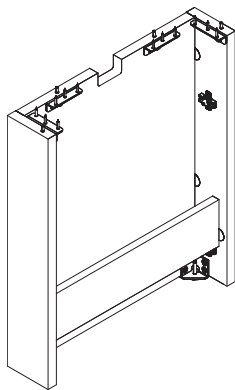
Low-Pressure Laminate two-piece tops will not have matching grain patterns.

All High-Pressure Laminate two-piece tops above 144"W will not have matching grain patterns.

Woodgrain High-Pressure Laminate two-piece tops 120"W–144"W will have matching grain patterns.



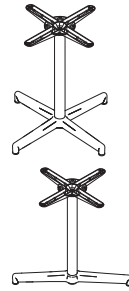
Rectangular table base is available in Low- and High-Pressure Laminate, and accommodates routing of power and data cords. Access is provided by a hinged door.



Interior dimensions of rectangular base is 13 5/8"W by 2 1/4"D in the center to allow for floor power and data box placement.

Reinforcing channels are included depending on size and base type on rectangular table, racetrack table, and boat table.

- If T-base or X-base and 85"–101 15/16"W: two reinforcing channels.
- If column base and 163"W or wider: four reinforcing channels.
- If square leg and 69"W or wider: two reinforcing channels.
- If rectangular base and 96 1/16"–101 15/16"W: two reinforcing channels.
- If rectangular base and 154 5/8"W or wider: four reinforcing channels.



Steel X- and T- bases are available in 26"W and 36"W.

Tip: When specifying a conference table, base size is predetermined by the selections made, and cannot be changed.



Steel post leg is 3" in diameter.



Steel column leg is 6" in diameter. The column leg will be 3" from worksurface perimeter when depth of tabletop is 32" or less and 8" from worksurface perimeter when depth is greater than 32".



Steel square leg is available in three different heights to create a range of table applications, including conferencing, end tables, and coffee tables.

Surface Materials

Case

- Low-Pressure Laminate

Headset

- Low-Pressure Laminate

Table top

- Low-Pressure Laminate
- High-Pressure Laminate

Tip: For more information on Low-Pressure and High-Pressure Laminate, please see Surface Materials.

▶ Page 350

Edge profile

- 3 mm plastic

Rectangular table base

- Low-Pressure laminate

X- and T- base

- Paint
- 8046 Polished Aluminum

Post leg

- 4799 Platinum Metallic
- 7207 Black

Column leg

- 4799 Platinum Metallic
- 7207 Black

Square leg

- Paint
- Polished Chrome

Hinged door power unit

- 8043 Clear Anodized Aluminum

Power, Wiring & Cabling

Grommet option allows for either no grommet or hinged door power unit. Grommet option available on tops with 36"D–48"D and 60"W–168"W.

Hinged door power unit has two power outlets and openings for two data ports. Data adapters can be sourced through Byrne for the two openings. The bottom of the units is open to allow pass-through of power and data cables to the floor. Available as an option on conference table tops and as a separate style number.

Rectangular table base

accommodates routing of power and data cords. Access is provided by a hinged door.

Round grommets

are available as a separate style number, and are field installed. Grommets are 2 1/2" in diameter and allows for cable and cord pass-through in the worksurface.

▶ See page 249.

Pedestals

Fixed and Mobile

Fixed pedestals are floor standing and can support worksurfaces at 21¹¹/₃₂"H or 27¹¹/₃₂"H.

Tip: Using storage with Universal Steel storage is not recommended.

► Specifying, page 170

Top is open on fixed pedestals and accommodates attachment to a worksurface. Attachment hardware is included.

Drawer fronts are available in Low-Pressure Laminate and High-Pressure Laminate, and are full to the bottom of the case (no toe kick).

Finished back and sides are standard on pedestals.

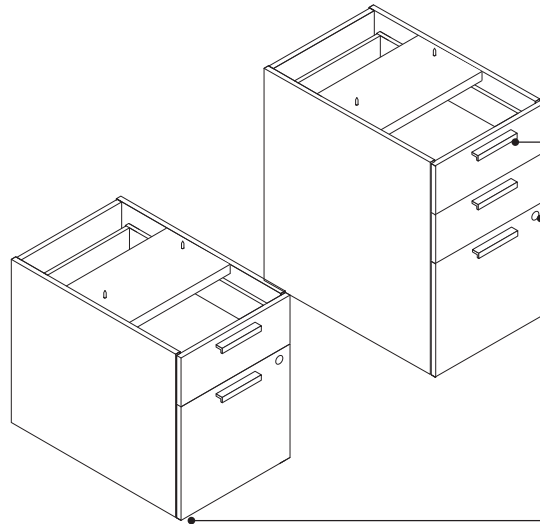
File drawers open their full depth for total access to the contents and have an integrated U-channel on the drawer bodies for hanging file folder frames.

Mobile pedestals can be moved wherever storage is needed. They provide an auxiliary worksurface when you need more space to spread out your work.

► Specifying, page 174

Tip: Two-High mobile pedestals do not fit under desks with reinforcement channels.

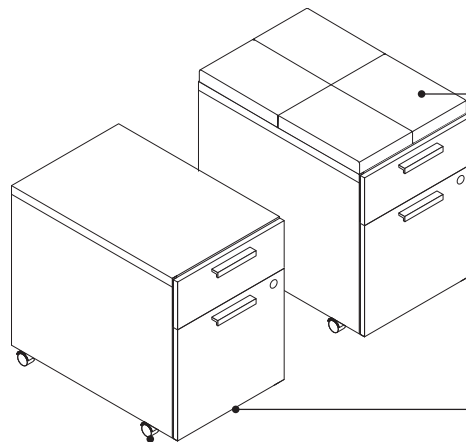
Top on mobile pedestal is 1¹/₈" thick and is available in Low-Pressure Laminate and High-Pressure Laminate.



Pulls on pedestals are available in a variety of shapes.

Lock is standard on pedestals. Lock is located in the bottom drawer, and locks the drawer it is located in and the one above. Locks are specified with storage, but shipped separately. Locks are field installed.

Leveling glides adjust to install pedestals on uneven floors and have a 1¹/₂" adjustable glide range.



Mobile pedestal cushion top provides a temporary seat ideal for informal gatherings. Cushion top is ordered separately and requires field installation.

► Specifying, page 174

Tip: Two-High mobile pedestals with a cushion top will not fit under a desk.

Four casters are hard composition and non-locking, with a full-rotation swivel.

Mobile pedestals have a clearance of 2³/₅" from the ground to the underside of the pedestal.

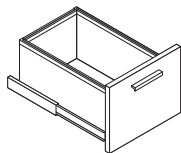
Actual Dimensions

	1.5-High Fixed Pedestals (Box/File)	Two-High Fixed Pedestals (Open/Box/File, Box/Box/File, and File/File)
Depth	18 ⁷ / ₈ "–24"	18 ⁷ / ₈ "–30"
Width	15 ⁷ / ₈ "	15 ⁷ / ₈ "
Height	21 ³ / ₈ "	27 ⁵ / ₁₆ "
	1.5-High Mobile Pedestals (Box/File)	Two-High Mobile Pedestals (Open/Box/File, Box/Box/File, and File/File)
Depth	18 ⁷ / ₈ "–22"	22"
Width	15 ³ / ₄ "	15 ³ / ₄ "
Height	23 ² / ₃ "	27 ³ / ₃₂ "

Tip: Heights represent mobile pedestal without cushion top. When adding a cushion top, expect an additional 1¹/₂" height.

Product Details

Drawers are black, bore and dowel construction.



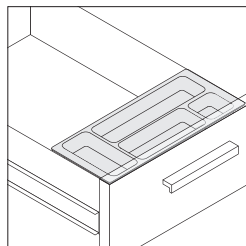
File drawer body is standard with integrated U-channel to accommodate hanging folder files.

All pedestal file drawers accommodate front-to-back and side-to-side letter filing. Please note that some depth drawers require additional rail, purchased through Service Parts, to accommodate side-by-side letter filing. See *Storage Capabilities and Dimensions* for more information.

▶ See page 27

24"D, 29¹/₁₆"D, and 30"D pedestal file drawers also accommodate side-to-side legal filing.

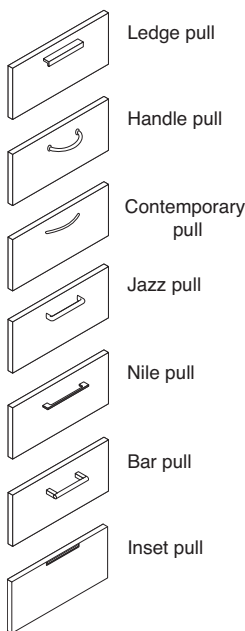
▶ See page 27



Pencil tray to hold small office supplies is standard with pedestals with box drawers.

21³/₈"H fixed pedestal can be used in combination with other 1.5-High lower storage to create a variety of storage options.

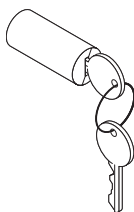
27⁵/₁₆"H fixed pedestal can be used in combination with other Two-High lower storage to create a variety of storage options.



Pulls on pedestals are available in the following styles: ledge, handle, contemporary, jazz, Nile, bar, and inset.

Pilot-hole to pilot-hole dimensions are as follows:

- Ledge: 96 mm
- Handle: 96 mm
- Contemporary: 128 mm
- Jazz: 128 mm
- Nile: 160 mm or 320 mm (depending on storage type)
- Bar: 128 mm
- Inset: N.A.



Lock cylinders are available field-installed. Pedestals are shipped installed with plugs, with lock cylinders separate.

Optional field installed locks are available with consecutive, specific, and random keying options.

Field installed lock cylinders, **LOCK9201FR** or **LOCK9250FR** must be specified separately. When cylinders are ordered, the factory will omit lock cylinders from all storage products.

▶ Lock and Keying, page 364

Mobile pedestal cushion top is field installed with screws. See assembly instructions for details.

Counterweight packages are required to ensure product stability and are ordered as an option, or separately through service parts.

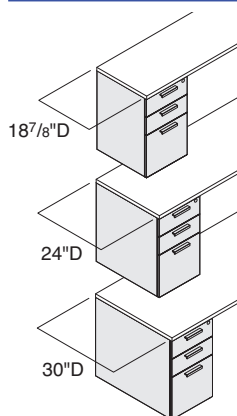
Counterweights are not needed when under work surface pedestals are installed in an L-shape, U-shape, or T-shape configuration.

Counterweights are required when stacking storage (overheads and bookcases) is mounted to the work surface, and less than the full width of the work surface.

Counterweights are not required when stacking storage is mounted to the work surfaces, and is full width of the work surface.

Counterweights are available as a service part package for use when furniture is reconfigured into application which require the use of counterweights.

Connections



Fixed pedestals are intended to attach under a work surface for security and support. Pedestals match the depth of Universal work surfaces exactly, or can be paired with parametric common top.

Fixed pedestals are not to be used alone as a free-standing unit, and must be used with other furniture.

Pedestals using common tops must be attached to other storage, a perpendicular work surface, or a panel. A maximum 6" overhang of the work surface is allowed on either side, or back.

Surface Materials

Storage can be specified with different case, headset, and top laminate finishes.

Tip: Low-Pressure Laminate headsets cannot be specified with High-Pressure Laminate cases.

Pedestal case

- Low-Pressure Laminate
 - High-Pressure Laminate
- Tip: For more information on Low-Pressure and High-Pressure Laminate, please see Surface Materials.*
- ▶ Page 350

Headsets

- Low-Pressure Laminate
- High-Pressure Laminate

Top

- Low-Pressure Laminate
- High-Pressure Laminate

Ledge pull

- 4799 Platinum Metallic
- 7207 Black

Handle pull

- 0835 Black
- 9211 Nickel

Contemporary pull

- 0835 Black
- 9201 Polished Chrome
- 9211 Nickel
- 9212 Silver

Jazz pull

- 0835 Black
- 4799 Platinum Metallic
- 9201 Polished Chrome
- 9211 Nickel
- 9212 Silver

Nile pull

- 0835 Black
- 4799 Platinum Metallic
- 7280 Smooth Bronze
- 9201 Polished Chrome
- 9211 Nickel

Bar pull

- 0835 Black
- 9201 Polished Chrome
- 9211 Nickel
- 9212 Silver

Inset pull

- 4799 Platinum Metallic
- 4803 Near Black Metallic
- 7241 Arctic White

Lock

- 9201 Polished Chrome
- 9250 Ember Chrome

Drawer bodies, drawer suspensions, and glides

- Black

Cushion top

- Upholstery
- ▶ Specifying, page 174

Application Topics

22³/₄"D and 29¹/₁₆"D pedestals are for use with desk and return shells. Their depth allows them to slide under a desk or return shell to create an array of storage configurations.

The thickness between Low-Pressure Laminate and High-Pressure Laminate differs slightly. These slight dimensional differences are accounted for within SmartTools, and are important when specifying a parametric common top. Use SmartTools to specify an exact fit.

Storage capacities and dimensions

- ▶ Page 27

Two-High Pedestals

Fixed Pedestals for Use with Shells

Fixed pedestals for use with shells are floor standing and can be retrofitted to the underside of desk shells.

Tip: Using storage with Universal Steel storage is not recommended.

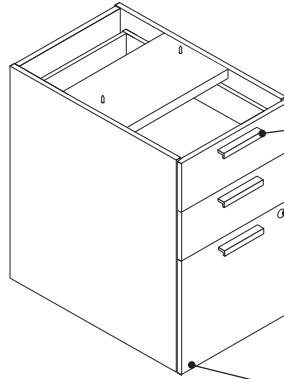
▶ Specifying, page 172

Top is open on fixed pedestals and accommodates attachment to a work surface. Attachment hardware is included.

Drawer fronts are available in Low-Pressure Laminate and High-Pressure Laminate, and are full to the bottom of the case (no toe kick).

Finished back and sides are standard on pedestals.

File drawers open their full depth for total access to the contents and have an integrated U-channel on the drawer bodies for hanging file folder frames.



Pulls on pedestals are available in a variety of shapes.

Lock is standard on pedestals. Lock is located in the bottom drawer, and locks the drawer it is located in and the one above. Locks are specified with storage, but shipped separately. Locks are field installed.

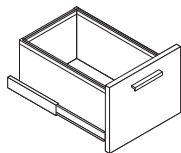
Leveling glides adjust to install pedestals on uneven floors and have a 1 1/2" adjustable glide range.

Actual Dimensions

	Two-High Fixed Pedestals for Use with Desk Shells			Two-High Fixed Pedestals for Use with Bow Front Shells		Pedestal for Use with Shell
Application	Desk Shell			Bow Front Shell		Extended Curved Corner Desk Shell
Style Number	CRDSHL			CRDSHLB		CRDSKEL and CRDSKER
Application Depth	18 ⁷ / ₈ "	24"	30"	36"	42"	24"
Pedestal Depth	17 ³¹ / ₃₂ "	23 ³ / ₃₂ "	29 ³ / ₃₂ "	23 ¹ / ₄ "	29 ¹ / ₄ "	23"
Width	15 ³ / ₄ "	15 ³ / ₄ "	15 ³ / ₄ "	15 ³ / ₄ "	15 ³ / ₄ "	15 ³ / ₄ "
Height	27 ⁵ / ₁₆ "	27 ⁵ / ₁₆ "	27 ⁵ / ₁₆ "	27 ⁵ / ₁₆ "	27 ⁵ / ₁₆ "	27 ¹⁵ / ₁₆ "
	Two-High Fixed Pedestals for Use with Desk Shell with Overhang			Two-High Fixed Pedestals for Use with Return Shell		
Application	Desk Shell with Overhang			Return Shell		
Style Number	CRDSHLO			CRRTNR and CRRTNL		
Application Depth	36"			18 ⁷ / ₈ "	24"	
Pedestal Depth	29 ¹ / ₄ "			17 ²⁵ / ₃₂ "	22 ²⁸ / ₃₂ "	
Width	15 ³ / ₄ "			15 ³ / ₄ "	15 ³ / ₄ "	
Height	27 ⁵ / ₁₆ "			27 ⁵ / ₁₆ "	27 ⁵ / ₁₆ "	

Product Details

Drawers are black, bore and dowel construction.



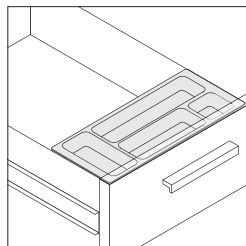
File drawer body is standard with integrated U-channel to accommodate hanging folder files.

All pedestal file drawers accommodate front-to-back and side-to-side letter filing. Please note that some depth drawers require additional rail, purchased through Service Parts, to accommodate side-by-side letter filing. See *Storage Capabilities and Dimensions* for more information.

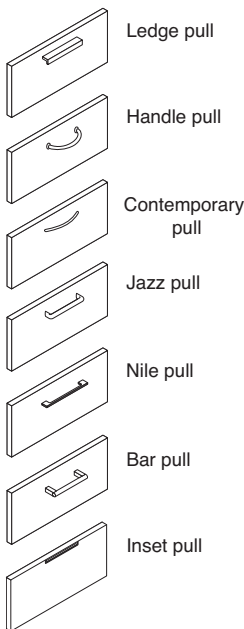
▶ See page 27

24"D and 30"D pedestal file drawers also accommodate side-to-side legal filing.

▶ See page 27



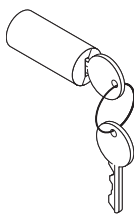
Pencil tray to hold small office supplies is standard with pedestals with box drawers.



Pulls on pedestals are available in the following styles: ledge, handle, contemporary, jazz, Nile, bar, and inset.

Pilot-hole to pilot-hole dimensions are as follows:

- Ledge: 96 mm
- Handle: 96 mm
- Contemporary: 128 mm
- Jazz: 128 mm
- Nile: 160 mm or 320 mm (depending on storage type)
- Bar: 128 mm
- Inset: N.A.



Lock cylinders are available field-installed. Pedestals are shipped installed with plugs, with lock cylinders separate.

Optional field installed locks are available with consecutive, specific, and random keying options. Field installed lock cylinders, **LOCK9201FR** or **LOCK9250FR** must be specified separately. When cylinders are ordered, the factory will omit lock cylinders from all storage products.

▶ Lock and Keying, page 364

Counterweight packages are required to ensure product stability and are ordered as an option, or separately through service parts.

Counterweights are not needed when under worksurface pedestals are installed in an L-shape, U-shape, or T-shape configuration.

Counterweights are required when stacking storage (overheads and bookcases) is mounted to the worksurface, and less than the full width of the worksurface.

Counterweights are not required when stacking storage is mounted to the worksurfaces, and is full width of the worksurface.

Counterweights are available as a service part package for use when furniture is reconfigured into application which require the use of counterweights.

Connections

Fixed pedestals for use with shells are intended to attach under a shell for security and support.

Pedestals for use with shells depth is specified using the application depth (shell it is going underneath) to ensure an exact fit.

Fixed pedestals are not to be used alone as a free-standing unit, and must be used with other furniture.

Surface Materials

Storage can be specified with different case, headset, and top laminate finishes. *Tip: Low-Pressure Laminate headsets cannot be specified with High-Pressure Laminate cases.*

Pedestal case

- Low-Pressure Laminate
- High-Pressure Laminate

Tip: For more information on Low-Pressure and High-Pressure Laminate, please see Surface Materials.

▶ Page 350

Headsets

- Low-Pressure Laminate
- High-Pressure Laminate

Top

- Low-Pressure Laminate
- High-Pressure Laminate

Ledge pull

- 4799 Platinum Metallic
- 7207 Black

Handle pull

- 0835 Black
- 9211 Nickel

Contemporary pull

- 0835 Black
- 9201 Polished Chrome
- 9211 Nickel
- 9212 Silver

Jazz pull

- 0835 Black
- 4799 Platinum Metallic
- 9201 Polished Chrome
- 9211 Nickel
- 9212 Silver

Nile pull

- 0835 Black
- 4799 Platinum Metallic
- 7280 Smooth Bronze
- 9201 Polished Chrome
- 9211 Nickel

Bar pull

- 0835 Black
- 9201 Polished Chrome
- 9211 Nickel
- 9212 Silver

Inset pull

- 4799 Platinum Metallic
- 4803 Near Black Metallic
- 7241 Arctic White

Lock

- 9201 Polished Chrome
- 9250 Ember Chrome

Drawer bodies, drawer suspensions, and glides

- Black

Cushion top

- Upholstery

▶ Specifying, page 174

Application Topics

The thickness between Low-Pressure Laminate and High-Pressure Laminate

differs slightly. These slight dimensional differences are accounted for within SmartTools, and are important when specifying a parametric common top. Use SmartTools to specify an exact fit.

Storage capacities and dimensions

▶ Page 27

One-High, 1.5-High, and Two-High Lower Storage, and Lateral Files

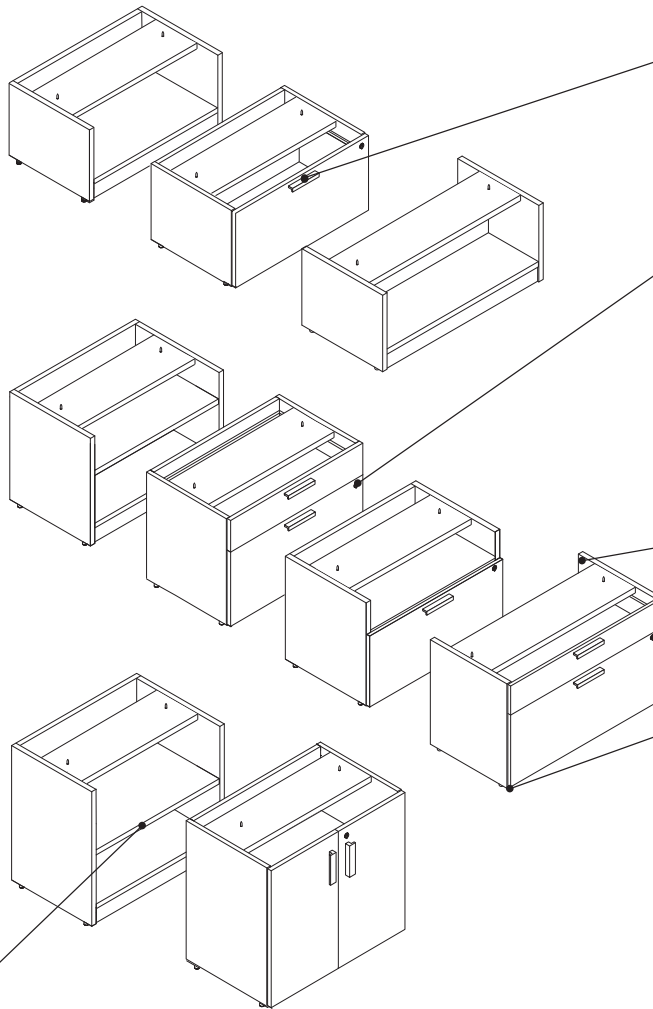
One-High, 1.5-High, and Two-High low storage and lateral files are floor standing and can support worksurfaces at 15³/₈"H, 21³/₈"H, or 27⁵/₁₆"H.
Tip: Using storage with Universal Steel storage is not recommended.
 ▶ Specifying, pages 178 and 186

Tops can be optioned on to low storage and laterals, and are either 1¹/₈" or 1³/₈" thick. If no top is selected, low storage and laterals accommodate attachment to a worksurface or common top. Attachment hardware is included.

Drawer and door fronts are available in Low-Pressure Laminate and High-Pressure Laminate, and are full to the bottom of the case (no toe kick).

Finished back and sides are standard on low storage and lateral files. Recessed back option has an unfinished back.

File drawers open their full depth for total access to the contents and have an integrated U-channel on the drawer bodies for hanging file folder frames.



Pull on low storage with doors and laterals is available in a variety of shapes.

Lock is standard on low storage with doors and lateral files. Lock is located in the top left corner of the right handed door of low storage with doors. Lock is located in the bottom drawer of lateral files, and locks the drawer it is located in and the one above. Locks are specified with storage, but shipped separately. Locks are field installed.

Recessed back option provides access to power and data outlets in panel, beam, or wall.

Leveling glides adjust to install low storage and laterals on uneven floors and have a 1¹/₄" adjustable glide range.

Adjustable shelf thickness is 3/4".

Actual Dimensions			
	One-High File	1.5-High Box/File and Open/File	Two-High File/File
Depth	18 ⁷ / ₈ "–30"	18 ⁷ / ₈ "–30"	18 ⁷ / ₈ "–30"
Width	30" and 36"	30" and 36"	30" and 36"
Height	15 ³ / ₈ "	21 ³ / ₈ "	27 ⁵ / ₁₆ "
	One-High Low Storage	1.5-High Low Storage	Two-High Low Storage
Depth	18 ⁷ / ₈ "–24"	18 ⁷ / ₈ "–24"	18 ⁷ / ₈ "–24"
Width	30"–42"	30"–42"	30"–42"
Height	15 ³ / ₈ "	21 ³ / ₈ "	27 ⁵ / ₁₆ "

* The top (if specified) matches the depth of units with drawers and doors.

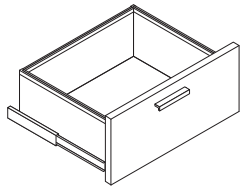
Tip: All heights are without top. Add either 1¹/₈" or 1³/₈" (depending on selection) to achieve overall height with top. Tops can be optioned off for ganged applications.

Tip: 1.5-High and Two-High open and doored low storage units, greater than 36"W, have a reinforcement brace under the adjustable shelf to maintain shelf structural integrity.

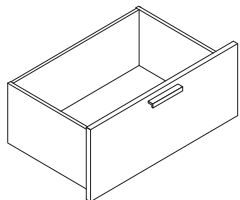
Tip: Parametric depth on lateral file units, and parametric depth and width on open low storage units, is specifiable in 1/16" increments.

Product Details

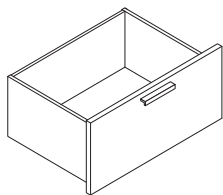
Drawers are black, bore and dowel construction.



File drawer body is standard with integrated U-channel to accommodate hanging folder files.

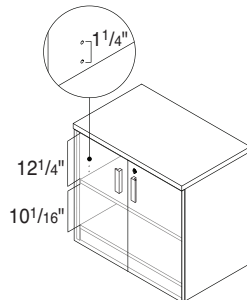


36"W file drawers accommodate front-to-back and side-to-side letter filing, as well as front-to-back legal filing. 24"D file drawers also accommodate side-to-side legal filing. Please note that some depth drawers require additional rail, purchased through Service Parts, to accommodate side-by-side letter filing. See *Storage Capabilities and Dimensions* for more information.
▶ See page 27

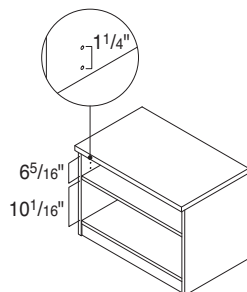


30"W file drawers accommodate front-to-back and side-to-side letter filing, as well as front-to-back legal filing. 24"D file drawers also accommodate side-to-side legal filing. Please note that some depth drawers require additional rail, purchased through Service Parts, to accommodate side-by-side letter filing. See *Storage Capabilities and Dimensions* for more information.
▶ See page 27

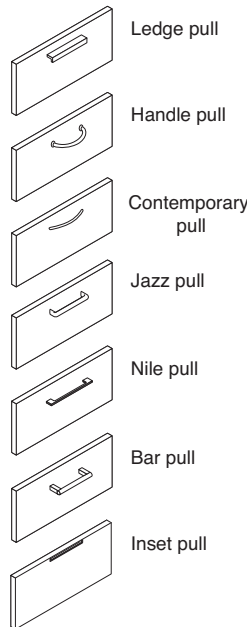
Safety interlock system allows only one drawer to be rolled out at a time.



Two-High lower storage has three holes for adjustable shelf placement, spaced 1 1/4" apart. When the adjustable shelf is in the bottom position, the top shelf has 12 1/4" of usable space, and the bottom shelf has 10 1/16" of usable space. Units greater than 36"W have a reinforcement brace to support structural integrity of the shelf and will have 1.06" less of storage clearance below the shelf.



1.5-High lower storage has three holes for adjustable shelf placement, spaced 1 1/4" apart. When the adjustable shelf is in the bottom position, the top shelf has 6 5/16" of usable space, and the bottom shelf has 10 1/16" of usable space. Units greater than 36"W have a reinforcement brace to support structural integrity of the shelf and will have 1.06" less of storage clearance below the shelf.

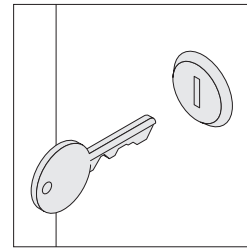


Pulls on low storage with doors and lateral files are available in the following styles: ledge, handle, contemporary, jazz, Nile, bar, and inset.

Pilot-hole to pilot-hole dimensions are as follows:

- Ledge: 96 mm
- Handle: 96 mm
- Contemporary: 128 mm
- Jazz: 128 mm
- Nile: 160 mm or 320 mm (depending on storage type)
- Bar: 128 mm
- Inset: N.A.

Lateral files receive the 320 mm Nile pull. All other storage units receive the 160 mm Nile pull.



Locks are available field-installed. Low storage with doors and lateral files are shipped installed with plugs, with the locks separate.

Optional field installed locks are available with consecutive, specific, and random keying options. Field installed lock cylinders, **LOCK9201FR** or **LOCK9250FR** must be specified separately. When cylinders are ordered, the factory will omit lock cylinders from all storage products.
▶ Lock and Keying, page 364

Counterweight packages are required to ensure product stability and are ordered as an option, or separately through service parts.

Counterweights are not needed when lateral files are installed in an L-shape, U-shape, or T-shape configuration.

Counterweights are required when stacking storage (overheads and bookcases) is mounted to the worksurface, and less than the full width of the worksurface.

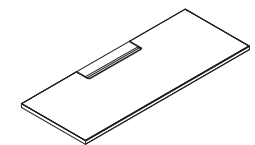
Counterweights are not required when stacking storage is mounted to the worksurface, and is full width of the worksurface.

Counterweights are available as a service part package for use when furniture is reconfigured into application which require the use of counterweights.

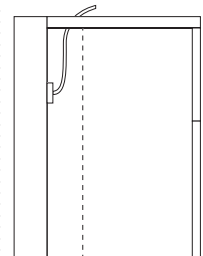
Counterweight type and quantity varies depending on size and storage configuration. Units with counterweights will ship with either standard or steel counterweights. Steel counterweight pricing will equal the price of two standard counterweights.

One adjustable shelf is included in 1.5-High and Two-High open and hinged door configurations.

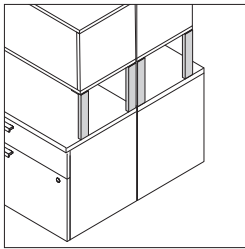
Recessed back storage includes laminate front and sides. The back of the storage is inset 3 3/4" to allow access to Answer beam power receptacles. Recessed back storage does not include a top.



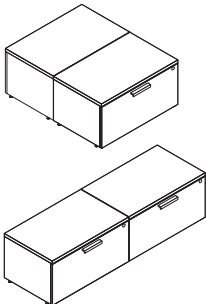
Square edge tops with 1/2" cord drop are ordered separately through Universal Systems Worksurfaces. Specify option hinged door for power and data outlet access.
▶ See *Answer Freestanding Specification Guide*.



Storage with recessed back should be used when storage will be placed in front of a power outlet.



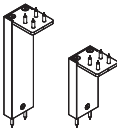
When One-High or 1.5-High storage is used in conjunction with intermediate supports or stanchions, specify no top open and order square edge tops with 1/2" cord drop or common top separately.



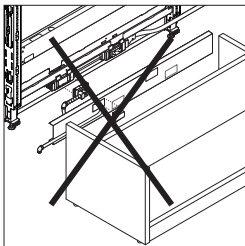
Ganging hardware is available to provide alignment by joining adjacent components side-by-side, back-to-back, or both.

Side-by-side units with individual tops will result in a nominal 3/32" gap.

Wiring and Cabling



Use mid storage supports attached to 1.5-High and Two-High laminate storage to support the opposite end of stanchion mounted storage on an Answer beam.
▶ See Answer Beam and Answer Fence Specification Guide.

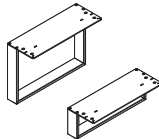


Recessed back units cannot be used to conceal base power infeed.
Tip: Recessed-back option is available on all One-High, 1.5-High, and Two-High units for use with Answer beam. The recess depth is 3 3/4".

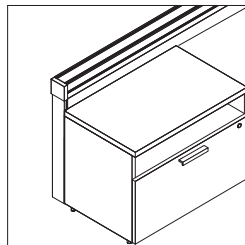
*Tip: Units specified with recessed back option will always come without top. Specify Universal top with power access door separately.
▶ See Answer Beam and Answer Fence Specification Guide.*

Application Topics

22 3/4" D low storage and laterals are for use with desk and return shells. Their depth allows them to slide under a desk or return shell to create an array of storage configurations.



Intermediate supports are used with One-High or 1.5-High storage as a work-surface support, allowing for nesting of low storage. Use square edge tops with 1/2" cord drop when used in beam applications.



Storage to beam connector attaches to One-High, 1.5-High, and Two-High storage to Answer beam to support a beam segment. Connector must attach to a finished back. One-High, 1.5-High, and Two-High storage can not be placed over Answer beam foot.

Storage-to-beam connector can not be used with Answer panels.

Surface Materials

Storage can be specified with different case, headset, and top laminate finishes.
Tip: Low-Pressure Laminate headsets cannot be specified with High-Pressure Laminate cases.

Low storage or lateral file case

- Low-Pressure Laminate
 - High-Pressure Laminate
- Tip: For more information on Low-Pressure and High-Pressure Laminate, please see Surface Materials.
▶ Page 350*

Headsets

- Low-Pressure Laminate
- High-Pressure Laminate

Top

- Low-Pressure Laminate
- High-Pressure Laminate

Ledge pull

- 4799 Platinum Metallic
- 7207 Black

Handle pull

- 0835 Black
- 9211 Nickel

Contemporary pull

- 0835 Black
- 9201 Polished Chrome
- 9211 Nickel
- 9212 Silver

Jazz pull

- 0835 Black
- 4799 Platinum Metallic
- 9201 Polished Chrome
- 9211 Nickel
- 9212 Silver

Nile pull

- 0835 Black
- 4799 Platinum Metallic
- 7280 Smooth Bronze
- 9201 Polished Chrome
- 9211 Nickel

Bar pull

- 0835 Black
- 9201 Polished Chrome
- 9211 Nickel
- 9212 Silver

Inset pull

- 4799 Platinum Metallic
- 4803 Near Black Metallic
- 7241 Arctic White

Lock

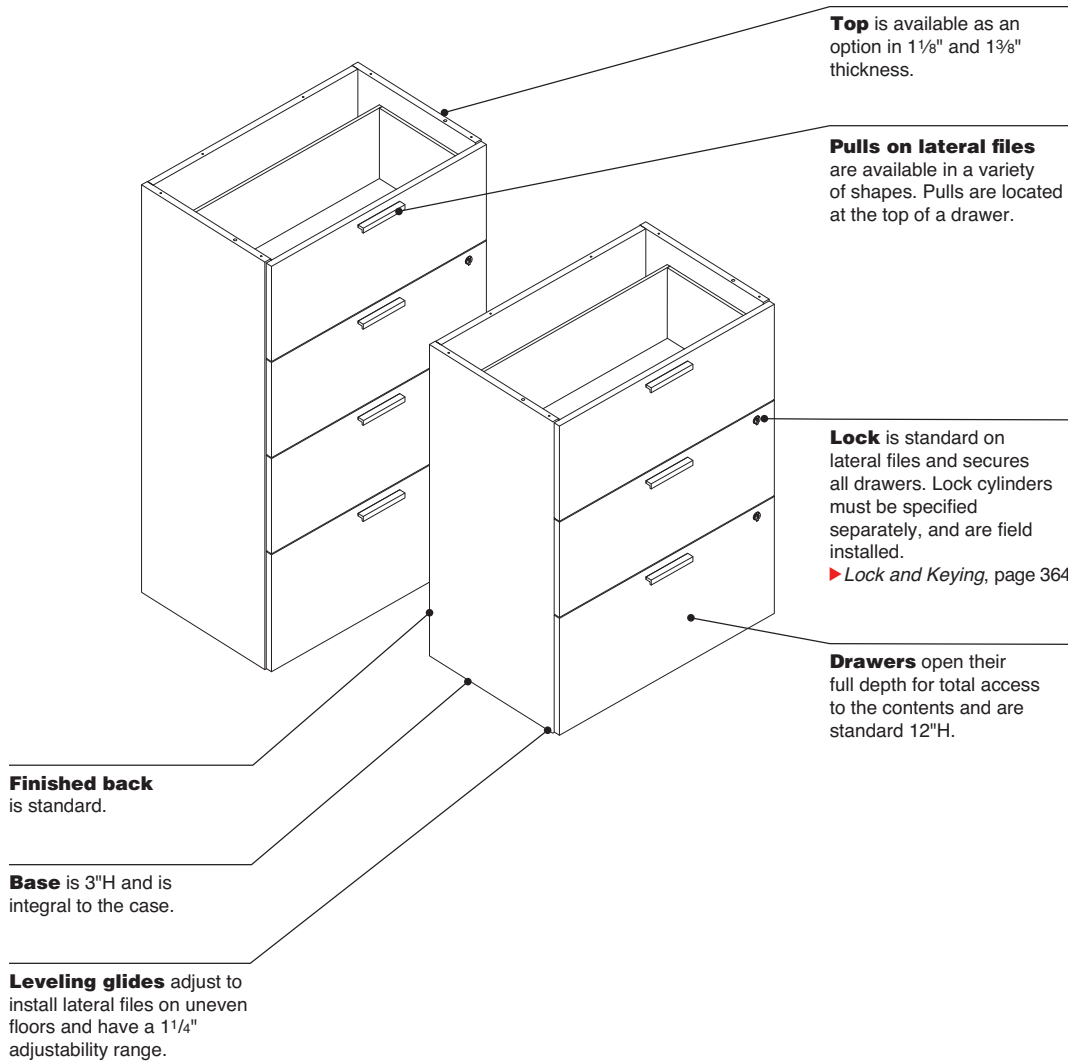
- 9201 Polished Chrome
- 9250 Ember Chrome

Drawer bodies, drawer suspensions, and glides

- Black

Three-High and Four-High Lateral Files

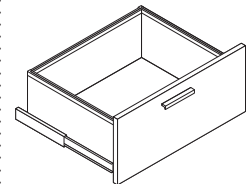
Lateral files are ideal for high-density paper storage. ▶ Specifying, page 182



Product Details

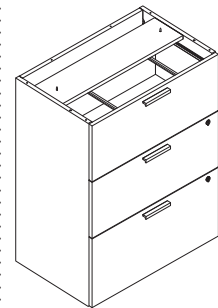
Laterals cannot be placed over an Answer panel foot.

Pulls are available in a variety of shapes.



File drawer body is standard with integral top rail to accommodate hanging folder files. Drawers are a black bore and dowel construction with a proud front.

Safety interlock system allows only one drawer or roll-out shelf to be opened at a time.



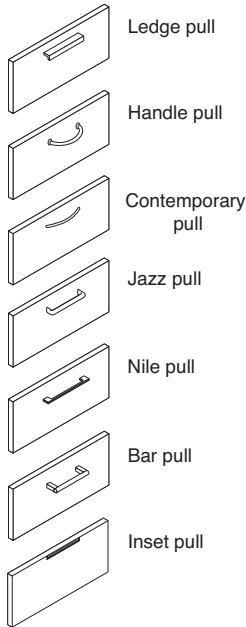
No-top option for lateral files is available for installations where cases will be installed under a worksurface or beneath a common top shared among several lateral files. Hardware is included to attach case to worksurface.

Actual Dimensions

	Three-High	Four-High
Depth	18 7/8"–30"	18 7/8"–30"
Width	30" and 36"	30" and 36"
Height	39 1/8"	51 1/8"

Tip: Heights shown are without a top.

Tip: Parametric depth on lateral file units is specifiable in 1/16" increments.

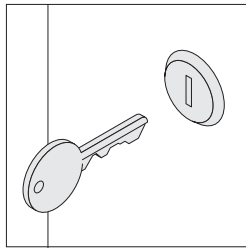


Pulls on lateral files are available in the following styles: ledge, handle, contemporary, jazz, Nile, bar, and inset.

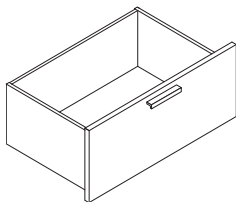
Pilot-hole to pilot-hole dimensions are as follows:

- Ledge: 96 mm
- Handle: 96 mm
- Contemporary: 128 mm
- Jazz: 128 mm
- Nile: 160 mm or 320 mm (depending on storage type)
- Bar: 128 mm
- Inset: N.A.

Lateral files receive the 320 mm Nile pull. All other storage units receive the 160 mm Nile pull.

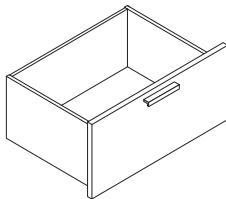


Locks are available field-installed. Lateral files are shipped installed with plugs, with the locks separate.



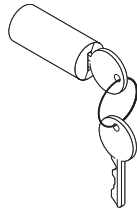
36" W file drawers accommodate front-to-back and side-to-side letter filing, as well as front-to-back legal filing. 24"D file drawers also accommodate side-to-side legal filing. Please note that some depth drawers require additional rail, purchased through Service Parts, to accommodate side-by-side letter filing. See *Storage Capabilities and Dimensions* for more information.

▶ See page 27



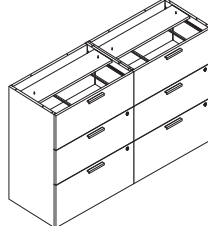
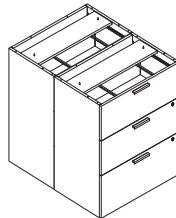
30" W file drawers accommodate front-to-back and side-to-side letter filing, as well as front-to-back legal filing. 24"D file drawers also accommodate side-to-side legal filing. Please note that some depth drawers require additional rail, purchased through Service Parts, to accommodate side-by-side letter filing. See *Storage Capabilities and Dimensions* for more information.

▶ See page 27



Optional field-installed locks are available with consecutive, specific, and random keying options. Field-installed lock cylinders (**LOCK9201FR** or **LOCK9250FR**) must be specified separately. When cylinders are ordered, the factory will omit lock cylinders from all products.

▶ *Lock and Keying*, page 364



Ganging hardware is available to provide alignment by joining adjacent components side-by-side, back-to-back, or both.

Counterweight packages are required to ensure product stability and are ordered as an option or separately. Product specification pages indicate the correct counterweight package for each style number and any exceptions where counterweights are not required.

Surface Materials

Lateral files can be specified with different case, headset, and top laminate finishes.

Lateral file case

- Low-Pressure Laminate

Headsets

- Low-Pressure Laminate

Top

- Low-Pressure Laminate
- Tip: For more information on Low-Pressure and High-Pressure Laminate, please see Surface Materials.*

▶ Page 350

Ledge pull

- 4799 Platinum Metallic
- 7207 Black

Handle pull

- 0835 Black
- 9211 Nickel

Contemporary pull

- 0835 Black
- 9201 Polished Chrome
- 9211 Nickel
- 9212 Silver

Jazz pull

- 0835 Black
- 4799 Platinum Metallic
- 9201 Polished Chrome
- 9211 Nickel
- 9212 Silver

Nile pull

- 0835 Black
- 4799 Platinum Metallic
- 7280 Smooth Bronze
- 9201 Polished Chrome
- 9211 Nickel

Bar pull

- 0835 Black
- 9201 Polished Chrome
- 9211 Nickel
- 9212 Silver

Inset pull

- 4799 Platinum Metallic
- 4803 Near Black
- 7241 Arctic White

Lock

- 9201 Polished Chrome
- 9250 Ember Chrome

Drawer bodies, drawer suspensions, and glides

- Black

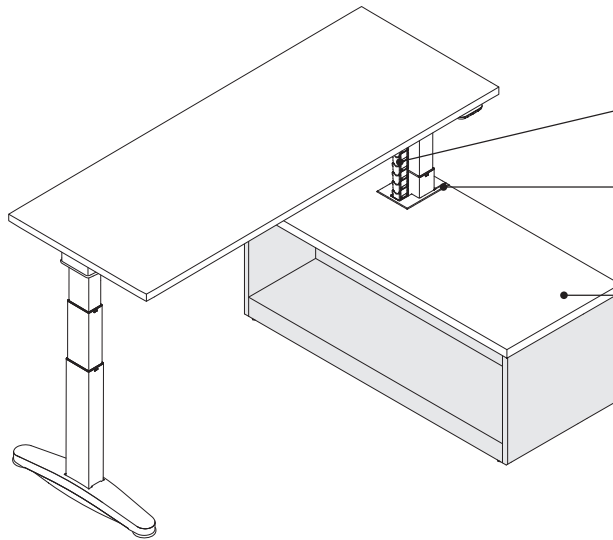
Application Topics

Storage Capacities and Dimensions

▶ Page 27

One-High and 1.5-High Open Storage for Ology, Migration SE, and Slim Leg HAD Applications

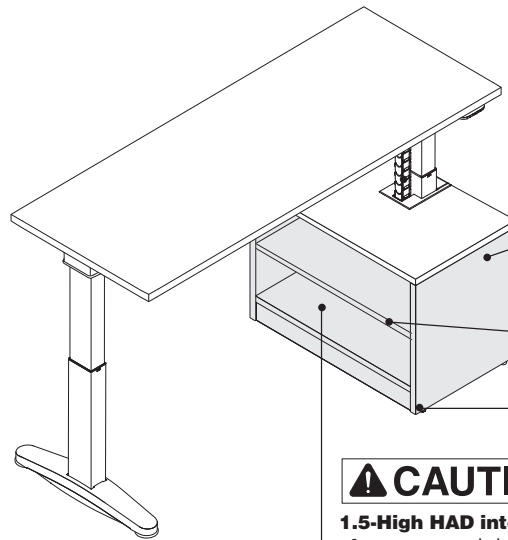
One-High and 1.5-High open storage are available with options to accommodate Ology, Migration SE, and Slim Leg HAD leg integration. They provide a clean aesthetic with an efficient footprint. Ease of access to your items under the desk is convenient with the open storage configuration.
 ▶ Specifying, page 194



Wire manager keeps wires tidy and functionally flexes vertically.

Grommet provides a clean area where the desk leg integrates.

Units come without tops. Tops for Ology, Migration SE, and Slim Leg HAD applications are ordered separately (style number **CRHADCT**).



Usable depth in One-High and 1.5-High open storage is 10⁴/₅"D for Ology application and 9⁵/₈"D for Migration SE and Slim Leg HAD applications.

Shelf thickness is 3/4".

CAUTION

1.5-High HAD integrated storage can only be used with basic height Ology and Migration SE.

Leveling glides adjust to install on uneven floors and have a 1¹/₄" adjustable glide range.

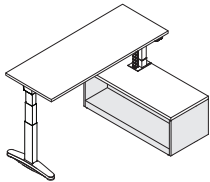
Actual Dimensions

	One-High	1.5-High
Depth	18 ⁷ / ₈ "–24"	18 ⁷ / ₈ "–24"
Usable Depth for Ology application	10 ² / ₅ "*	10 ² / ₅ "*
Usable Depth for Migration SE application	9 ³ / ₁₀ "	9 ³ / ₁₀ "
Width	30"–72"	30"–72"
Height	15 ³ / ₈ "	21 ³ / ₈ "

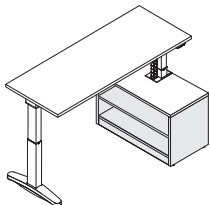
* Top depth is 18⁷/₈", case depth is 18", to align with any other open low storage (example: open credenza).

* The case on One-High and 1.5-High open units is 18¹/₈"D. When top is added, the top matches the depth of units with drawers and doors.

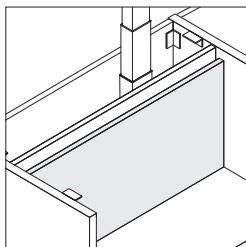
Product Details



One-High open storage can be used with Ology extended range desks, Ology basic range desks, Migration SE extended range desks, Migration SE basic range desks, and Slim Leg HAD.



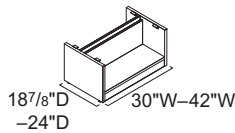
1.5-High open storage can be used with Ology basic range desks, Migration SE basic range desks, and Slim Leg HAD.



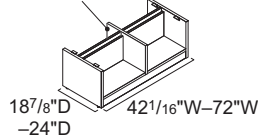
One-High and 1.5-High open storage have a merle painted steel, removable interior back panel to allow access to the base.

One-High and 1.5-High open storage cannot be interchanged. Use Ology open storage with Ology desk, Migration SE open storage with Migration SE desk, and Slim Leg HAD open storage with Slim Leg HAD.

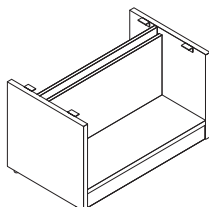
Integrated storage is intended for Slim Leg HAD style number **SLHAD1S** only and is not supported in standard offering for Slim Leg HAD corners.



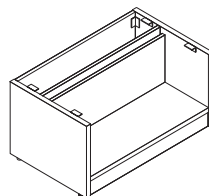
Center support



Units smaller than or equal to 42"W have one opening. Units 42 1/16" and larger have a center support.



Open back

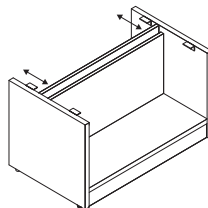


Finished back

Ology, Migration SE, and Slim Leg HAD open units offer an option of open back or a finished back for use in applications where the back of the unit is exposed, such as an aisle-way.

Tip: Units have removable back to allow access to desk leg and can be specified with open or finished back.

Ology desk with integrated storage must be specified with modular widths only. When opting for parametrics widths, integrated storage is not available.



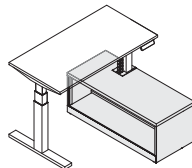
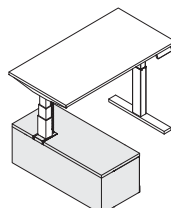
Open back units for Ology desks have 6" clearance. Open back units for Migration SE and Slim Leg HAD units have 7 2/25" clearance.

Integrated storage options that apply to One-High and 1.5-High units are only meant for use with the specified height-adjustable desk. For example, open storage specified for Migration SE cannot later be blended with Ology.

Integrated open laterals do not accommodate 24"D, 30"D, or 36"D Migration SE worksurfaces. See actual dimensions chart on next page.

Application Topics

Base units are non-handed. Handedness is identified in the specification of the tops, which are ordered separately.

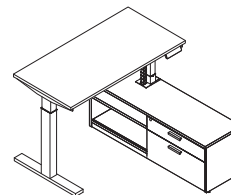


Application is determined by which leg of the desk is located inside the storage.

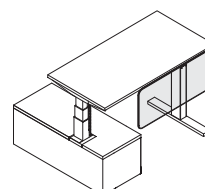
Location of the Ology, Migration SE, and Slim Leg HAD port in tops is determined by the application orientation. If right leg is integrated into storage, it is a right application. Ology or Migration SE desks cannot be placed in the middle of the common top.

Tops for Ology, Migration SE, and Slim Leg HAD application feature a cutout for legs and are used on individual storage units.

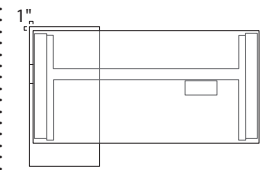
Common tops for Ology, Migration SE, and Slim Leg HAD application can be used with two units side-by-side when one storage unit is required for leg integration.



Common tops for Ology, Migration SE, and Slim Leg HAD open units application are available when ganging height adjustable desk integrated storage units to other lower storage units of the same height and depth.



Universal privacy/modesty screens must be undersized and justified to the outside when used with a storage unit.



To help avoid pinch points, the One-High and 1.5-High lower storage for height-adjustable desk application extends 1" past the back of the height-adjustable desk worksurface.

Surface Materials

Case

- Low-Pressure Laminate
 - High-Pressure Laminate
- Tip: For more information on Low-Pressure and High-Pressure Laminate, please see Surface Materials.*
- ▶ Page 350

Wire manager

- Merle plastic

Grommet

- Merle paint

HAD Integrated Storage Case Widths and Desk Dimensions

Ology Desk Depth

Case Width	23"	24"	29"	30"	35"	36"
30"–35 ¹⁵ / ₁₆ "	●	●	●	●	N.A.	N.A.
36"–41 ¹⁵ / ₁₆ "	●	●	●	●	●	●
42"–72"	●	●	●	●	●	●

Migration SE Desk Depth

Case Width	23"	24"	29"	30"	35"	36"
30"–35 ¹⁵ / ₁₆ "	●	N.A.	N.A.	N.A.	N.A.	N.A.
36"–41 ¹⁵ / ₁₆ "	●	N.A.	●	N.A.	●	N.A.
42"–72"	●	N.A.	●	N.A.	●	N.A.

Tip: C-leg only available with HAD integrated storage when desk is 29"D.

Slim Leg HAD Desk Depth

Case Width	28"	29"	30"	34"	35"	36"
30"–35 ¹⁵ / ₁₆ "	●	●	●	N.A.	N.A.	N.A.
36"–41 ¹⁵ / ₁₆ "	●	●	●	●	●	●
42"–72"	●	●	●	●	●	●

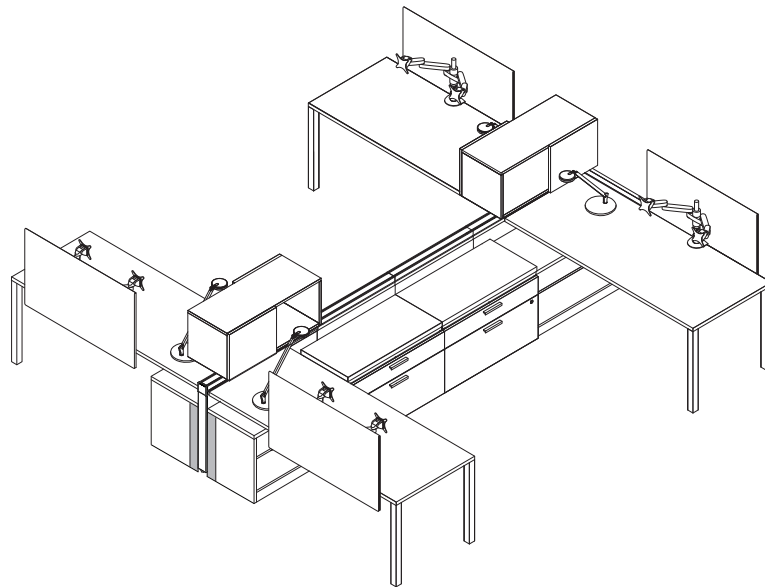
Fillers can be used with 18⁷/₈"D One-High, 1.5-High, and Two-High lower storage in conditions where 24"D worksurface is desired. The filler will fill the gap between storage and panel.

► Specifying page 190

Fillers attach to lower storage units and to the worksurface above. Fillers cannot be used with the storage-to-beam connector to provide support to beam.

Fillers are laminate with matching edge banding. They are available in three heights to match the height of One-High, 1.5-High, and Two-High storage without tops.

Fillers should not be used to enclose location of a base power feed.



Actual Dimensions

	One-High	1.5-High	Two-High
Depth	1"	1"	1"
Width	5 ¹ / ₈ "	5 ¹ / ₈ "	5 ¹ / ₈ "
Height	15 ³ / ₈ "	21 ³ / ₈ "	27 ⁵ / ₁₆ "

Tip: Universal laminate storage filler panels are used for units of same height with finished backs only; not for use with recessed or open back units.

Credenzas

Credenzas come in various depths, heights, and storage configurations.
 ▶ Specifying, pages 196, 200, and 210

Full storage credenzas are available in 18⁷/₈"D and 24"D, and 1.5-High and Two-High heights.

Tops are available in either 1¹/₈" or 1³/₈" thicknesses.

Finished back is included on all full storage credenzas.

Recessed-back option provides access to power and data outlets in panel, beam, or wall applications.

Credenzas with kneespace are available in 18⁷/₈"D and 24"D, and single or double pedestal configurations.

Modesty panels are available on credenzas with kneespace in either full height or 1/4-height (24"D) or full height (18⁷/₈"D).

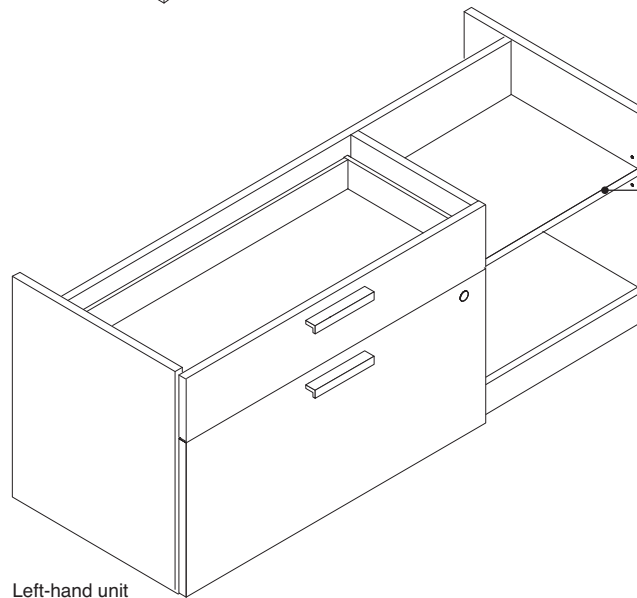
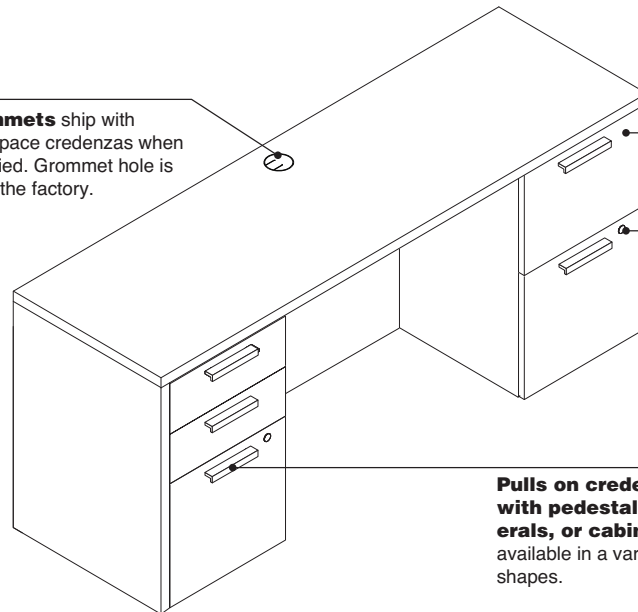
Grommets ship with kneespace credenzas when specified. Grommet hole is cut at the factory.

Drawers are a black bore and dowel construction.

Lock is standard on credenzas with pedestals, laterals, or cabinets. Lock is located in either the bottom drawer, and locks the drawer; it is located in and the one above, or the right-handed door. Lock cylinders must be specified separately, and are field installed.

▶ *Lock and Keying*, page 364

Pulls on credenzas with pedestals, laterals, or cabinets are available in a variety of shapes.



Left-hand unit

Adjustable shelf thickness is 3/4".

Leveling glides adjust to install credenzas on uneven floors and have a 1/4" adjustable glide range.

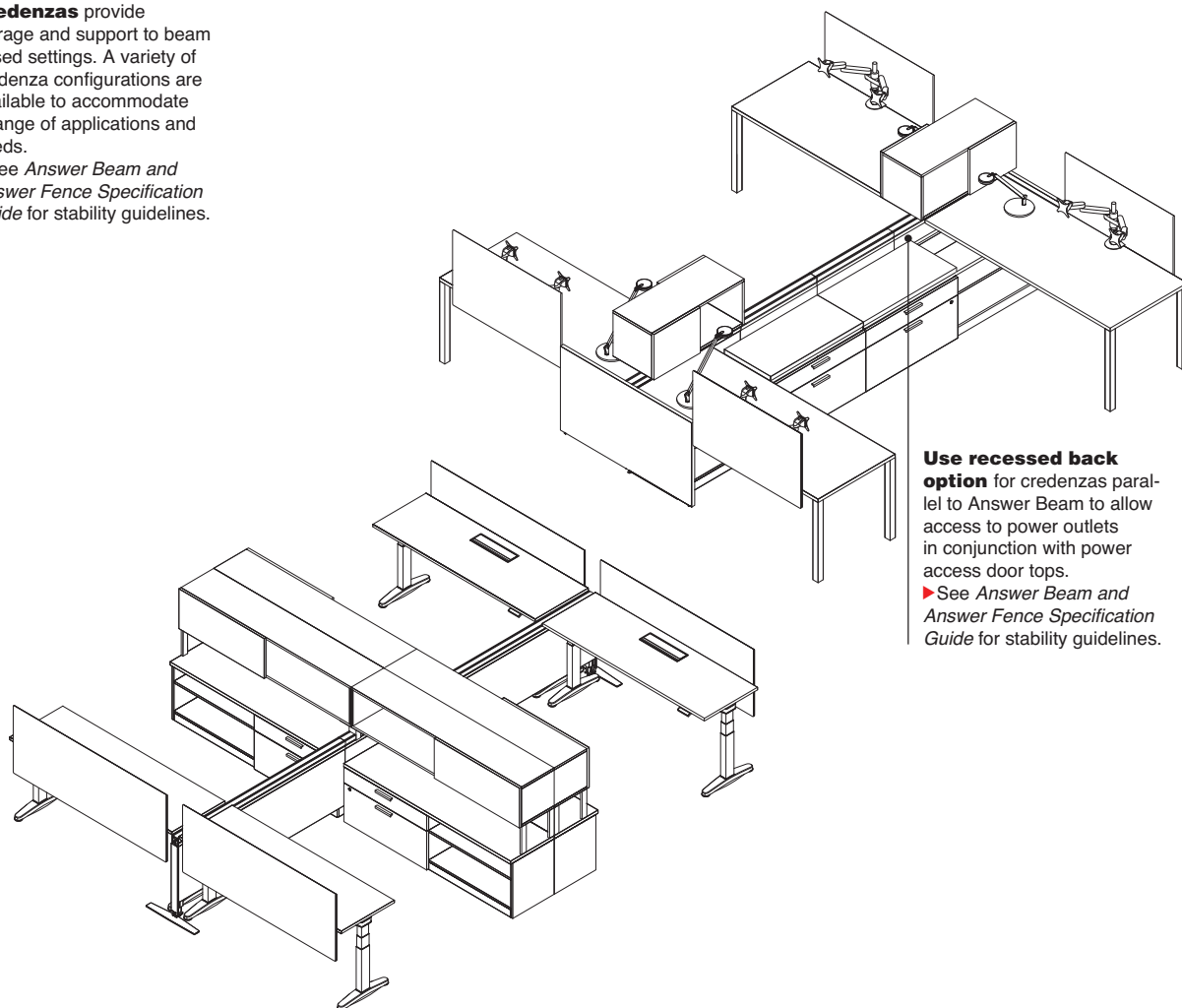
Actual Dimensions

Top Thickness

	Low-Pressure Laminate	High-Pressure Laminate
Worksurface/ Top Thickness – 1 ¹ / ₈ " core	1 ¹ / ₈ "	1 ³ / ₁₆ "
Worksurface/ Top Thickness – 1 ³ / ₈ " core	1 ³ / ₈ "	1 ⁷ / ₁₆ "

Tip: Top thickness differs based on the worksurface thickness and materiality specified.

Credenzas provide storage and support to beam based settings. A variety of credenza configurations are available to accommodate a range of applications and needs.
 ▶ See Answer Beam and Answer Fence Specification Guide for stability guidelines.



Use recessed back option for credenzas parallel to Answer Beam to allow access to power outlets in conjunction with power access door tops.
 ▶ See Answer Beam and Answer Fence Specification Guide for stability guidelines.

Actual Dimensions

Full Storage Credenzas

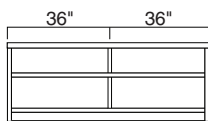
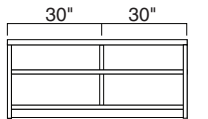
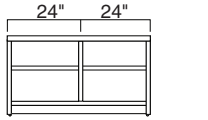
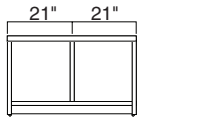
	Open/Open	Open/ Lateral File	Lateral File/ Lateral File	Lateral File/ Cabinet	Cabinet/ Cabinet
Depth	18 ⁷ / ₈ "-24"	18 ⁷ / ₈ "-24"	18 ⁷ / ₈ "-24"	18 ⁷ / ₈ "-24"	18 ⁷ / ₈ "-24"
Width	42"-72"	42"-72"	59.815", 65.815", and 71.815"	60"-72"	60"-72"
Height	21 ³ / ₈ " and 27 ⁵ / ₁₆ "	21 ³ / ₈ " and 27 ⁵ / ₁₆ "	21 ³ / ₈ " and 27 ⁵ / ₁₆ "	21 ³ / ₈ " and 27 ⁵ / ₁₆ "	21 ³ / ₈ " and 27 ⁵ / ₁₆ "

Credenzas with Kneespace

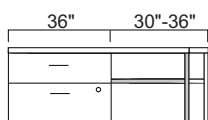
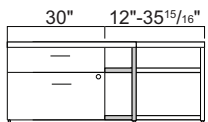
	Single Pedestal	Double Pedestal
Depth	18 ⁷ / ₈ "-24"	18 ⁷ / ₈ "-24"
Width	60"-72"	60"-72"
Height	28 ⁷ / ₁₆ "	28 ⁷ / ₁₆ "

Tip: Credenzas with kneespace are standard with a 1¹/₈"-thick top, included in the overall height.
 Tip: Height is shown without top. Top can be optioned on.
 Tip: Recessed-back option is available on credenza units for use with Answer beam. The recess depth is 3³/₄".
 Tip: Units specified with recessed-back option will always come without top. Specify Universal top with power access door separately.

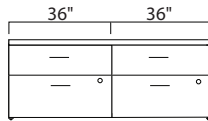
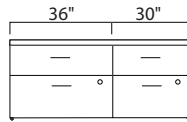
Product Details



Open/open credenzas are divided evenly with a single center support in all widths.



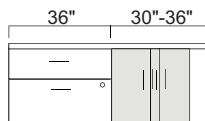
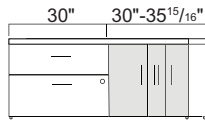
Open/lateral file credenzas 42"W-65 15/16"W receive a 30"W file drawer. 66"W open/lateral file credenzas and above receive a 36"W lateral file.



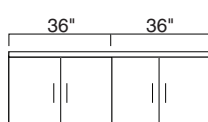
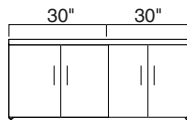
Lateral file/lateral file credenzas in 60"W include two 30"W file drawers.

Lateral file/lateral file credenzas in 66"W include one 36"W file drawer and one 30"W file drawer. Specify which side you want which size lateral file on.

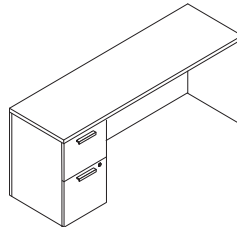
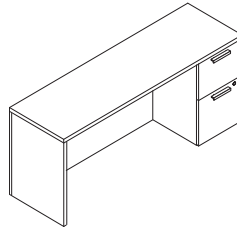
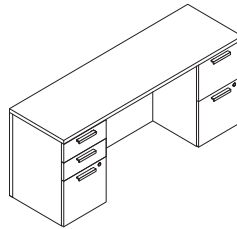
Lateral file/lateral file credenzas in 72"W include two 36"W file drawers.



Lateral file/cabinet credenzas 60"W-65 15/16"W receive a 30"W file drawer. 66"W lateral file/cabinet credenzas and above receive a 36"W lateral file.

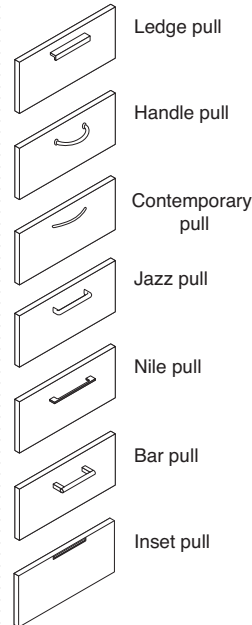


Cabinet/cabinet credenzas are divided evenly with a double center support on 60"W-72"W cases. All widths include four doors.



Credenzas with kneespace are available 60"-72"W and include either a left, right, or double pedestal configuration.

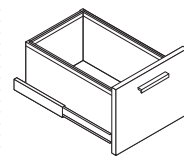
Reinforcing channels are ordered separately and must be used on credenzas that have 54"W or more of unsupported kneespace (70"W single pedestal units).



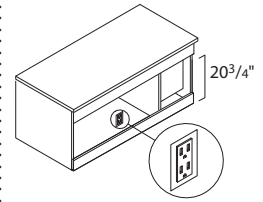
Pulls are available in the following styles: ledge, handle, contemporary, jazz, nile, bar, and inset.

- Pilot-hole to pilot-hole dimensions** are as follows:
- Ledge: 96 mm
 - Handle: 96 mm
 - Contemporary: 128 mm
 - Jazz: 128 mm
 - Nile: 160 mm or 320 mm (depending on storage type)
 - Bar: 128 mm
 - Inset: N.A.

Lateral files receive the 320 mm nile pull. All other storage units receive the 160 mm nile pull.



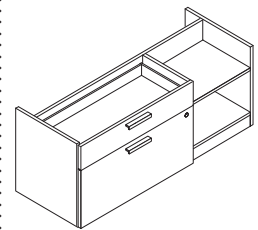
File drawer body is standard with integrated U-channel to accommodate hanging folder files.



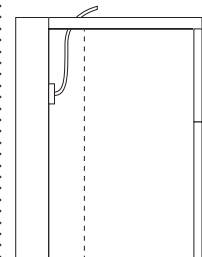
1/4-height modesty panels are intended for use up against a wall to provide 20 3/4" of clearance from the floor to the bottom of the modesty panel for wall power access, or 13 3/4" of clearance from the top of the bottom stretcher to the bottom of the modesty panel. Top modesty and bottom stretcher are 6 1/2" tall. Bottom stretcher is included when 1/4-height modesty is specified.

Modesty panels and back panels have horizontal grain direction.

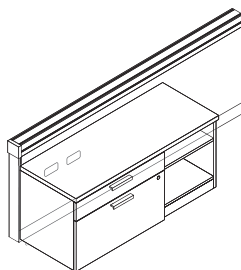
End panels have vertical grain direction.



Recessed-back credenzas inset the back of the storage by 3 3/4" to allow access to Answer beam power receptacles. Storage does not include a top.

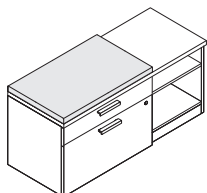


Credenza with recessed back should be used when storage will be placed in front of a power outlet.



Square edge laminate top with 1/2" cord drop must be specified with door location that aligns with outlet location on Answer Beam.

Square edge laminate tops feature option power access door and can be used as individual storage tops or common tops.
▶ See *Answer Freestanding Specification Guide*.

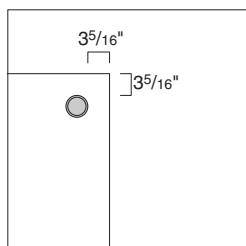


Basic cushion is available for use on 1.5-High and Two-High credenzas. Basic cushion is ordered separately and requires field-installation.

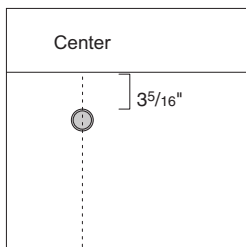
▶ See *Storage Specification Guide*.

Tip: Basic cushion is available on credenzas with a top only.

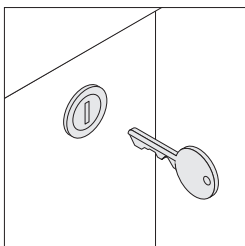
Grommets are 3" in diameter and available on kneespace credenzas.



Corner grommets are 3⁵/₁₆" from the edge of the worksurface.



Center grommets are 3⁵/₁₆" from the visitor side.



Locks are standard on credenzas. Lock cylinders must be specified separately, and are field installed.
▶ Lock and Keying, page 364

Field installed locks are available with consecutive, specific, and random keying options. **LOCK9201FR** or **LOCK9250FR** must be specified separately.

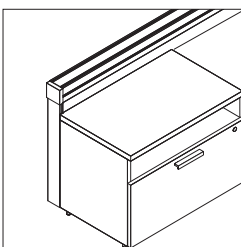
Counterweight packages are required to ensure product stability and are included in credenzas, or are available separately through service parts.

Counterweight type varies depending on size and storage configuration. Units with counterweights will ship with either standard or steel counterweights. Steel counterweight pricing will equal the price of two standard counterweights.

Storage capacities and dimensions

▶ See page 27

Application Topics

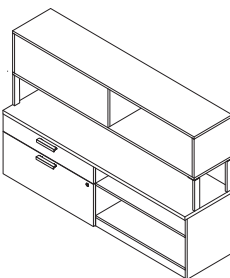


Credenzas used to support one end of overheads or organizers must be connected to Answer Beam using storage-to-beam connector. Use single-sided stanchion kit to connect to Answer Beam and use mid-storage supports.

Storage-to-beam connector can not be used with Answer panels.
▶ See *Answer Beam and Answer Fence Specification Guide*.



Mid-storage supports can be used with credenzas to support the opposite end of stanchion-mounted storage on an Answer beam. These supports can also be used on both ends of an overhead unit to support if freestanding.



Mid-storage supports can be used on both ends of an overhead unit to the credenza unit. Credenza must be 1.5-High and include a lateral file.

Surface Materials

Credenzas can be specified with different case, headset, and top laminate finishes.

Tip: Low-Pressure Laminate headsets cannot be specified with High-Pressure Laminate cases.

Credenza case

- Low-Pressure Laminate
- High-Pressure Laminate

Tip: For more information on Low-Pressure and High-Pressure Laminate, please see Surface Materials.
▶ Page 350

Headsets

- Low-Pressure Laminate
- High-Pressure Laminate

Top

- Low-Pressure Laminate
- High-Pressure Laminate

Ledge pull

- 4799 Platinum Metallic
- 7207 Black

Handle pull

- 0835 Black
- 9211 Nickel

Contemporary pull

- 0835 Black
- 9201 Polished Chrome
- 9211 Nickel
- 9212 Silver

Jazz pull

- 0835 Black
- 4799 Platinum Metallic
- 9201 Polished Chrome
- 9211 Nickel
- 9212 Silver

Nile pull

- 0835 Black
- 4799 Platinum Metallic
- 7280 Smooth Bronze
- 9201 Polished Chrome
- 9211 Nickel

Bar pull

- 0835 Black
- 9201 Polished Chrome
- 9211 Nickel
- 9212 Silver

Inset pull

- 4799 Platinum Metallic
- 4803 Near Black Metallic
- 7241 Arctic White

Lock

- 9201 Polished Chrome
- 9250 Ember Chrome

Drawer bodies, drawer suspensions, and glides

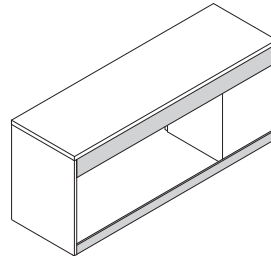
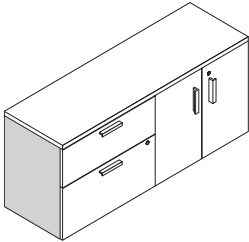
- Black

Credenzas: Back Panel and End Panel Configurations

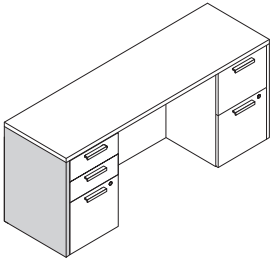
Back and end panel configurations vary depending on the modesty panel and storage options selected.

End Panel Over Back Panel

- All full storage credenzas
- Credenza with kneespace, full modesty panel



Back of credenza shown



Buffet Credenzas

Buffet credenzas are 36"H and available in various widths and cabinet/open or cabinet/box drawer configurations to support various storage needs.

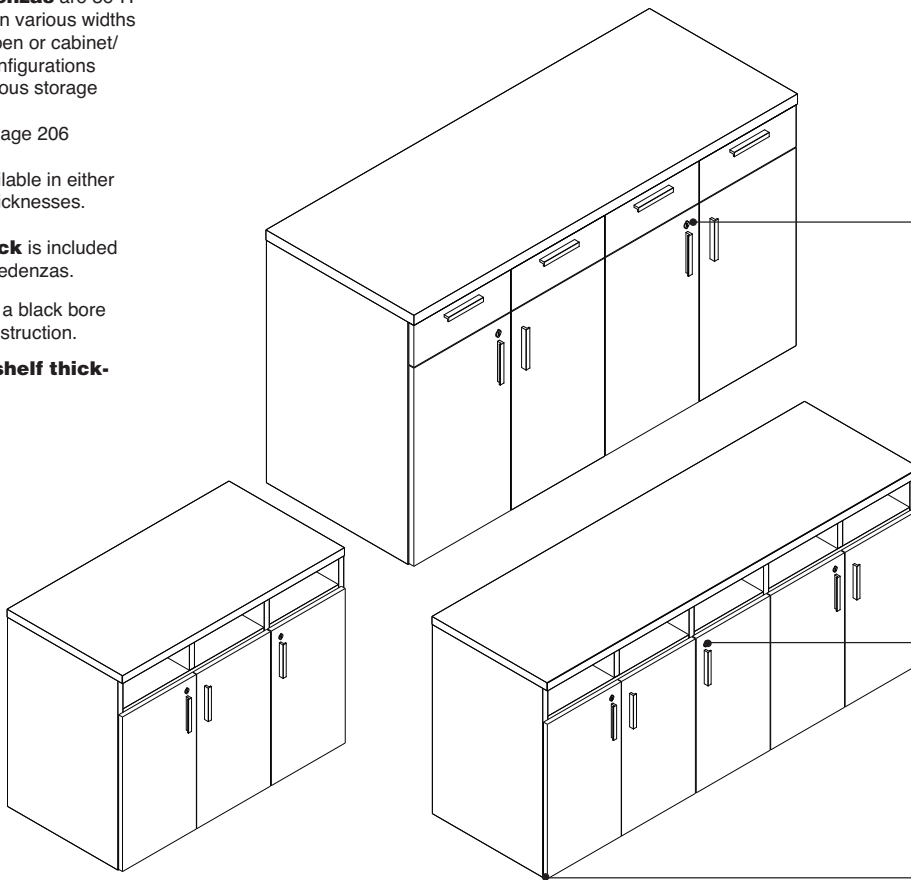
► Specifying, page 206

Tops are available in either 1½" or 1¾" thicknesses.

Finished back is included on all buffet credenzas.

Drawers are a black bore and dowel construction.

Adjustable shelf thickness is ¾".



Lock is standard on buffet credenza on the cabinet-portion of the unit. Lock cylinders must be specified separately and are field installed. Drawers do not lock.

► Lock and Keying, page 364

Pulls on buffet credenzas are available in a variety of shapes. Pulls on drawers are horizontal, and pulls on cabinets are vertical.

Leveling glides adjust to install credenzas on uneven floors and have a 1¼" adjustable glide range.

Actual Dimensions

	Open/Cabinet	Box/Cabinet
Depth	24"	24"
Width	3 Door: 36"–54" 4 Door: 48"–72" 5 Door: 60"–75"	3 Door: 46.9370" 4 Door: 62.2024" 5 Door: 77.4677"
Height	36"	36"

Tip: Dimension ranges shown above are available in 1/16th" increments parametrically.

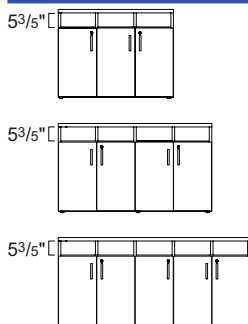
Actual Dimensions

Credenza Top Thickness

	Low-Pressure Laminate	High-Pressure Laminate
Worksurface/ Top Thickness – 1½" core	1½"	1¾"
Worksurface/ Top Thickness – 1¾" core	1¾"	1⅞"

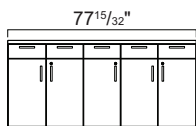
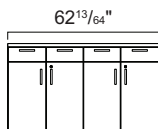
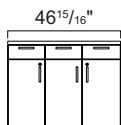
Tip: Top thickness differs based on the worksurface thickness and materiality specified.

Product Details

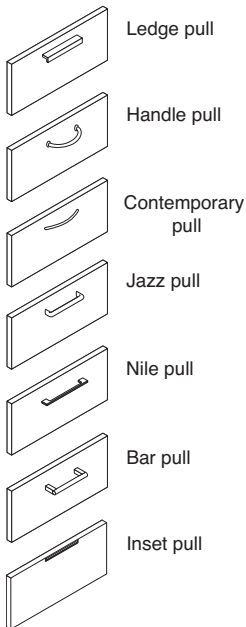


Open/cabinet buffet credenzas have a 5³/₅"H open unit above each cabinet door.

Open/cabinet buffet credenzas are parametric in width, and each door will be symmetrical in width.



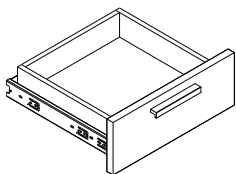
Box drawer/cabinet buffet credenzas are available 3-door (46¹⁵/₁₆"W), 4-door (62¹³/₆₄"W), and 5-door (77¹⁵/₃₂"W) configurations. Buffet credenzas with box drawers are not available parametrically in width.



Pulls are available in the following styles: ledge, handle, contemporary, jazz, Nile, bar, and inset.

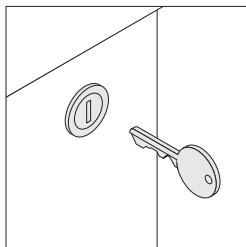
Pilot-hole to pilot-hole dimensions are as follows:

- Ledge: 96 mm
- Handle: 96 mm
- Contemporary: 128 mm
- Jazz: 128 mm
- Nile: 160 mm or 320 mm (depending on storage type)
- Bar: 128 mm
- Inset: N.A.



Box drawer body is bore and dowel black laminate.

End panels have vertical grain direction.



Locks are standard on credenzas. Lock cylinders must be specified separately, and are field installed.

▶ Lock and Keying, page 364

Field installed locks are available with consecutive, specific, and random keying options. **LOCK9201FR** or **LOCK9250FR** must be specified separately.

Storage capacities and dimensions

▶ See page 27

Surface Materials

Credenzas can be specified with different case, headset, and top laminate finishes.

Tip: Low-Pressure Laminate headsets cannot be specified with High-Pressure Laminate cases.

Credenza case

- Low-Pressure Laminate
 - High-Pressure Laminate
- Tip: For more information on Low-Pressure and High-Pressure Laminate, please see Surface Materials.*
- ▶ Page 350

Headsets

- Low-Pressure Laminate
- High-Pressure Laminate

Top

- Low-Pressure Laminate
- High-Pressure Laminate

Ledge pull

- 4799 Platinum Metallic
- 7207 Black

Handle pull

- 0835 Black
- 9211 Nickel

Contemporary pull

- 0835 Black
- 9201 Polished Chrome
- 9211 Nickel
- 9212 Silver

Jazz pull

- 0835 Black
- 4799 Platinum Metallic
- 9201 Polished Chrome
- 9211 Nickel
- 9212 Silver

Nile pull

- 0835 Black
- 4799 Platinum Metallic
- 7280 Smooth Bronze
- 9201 Polished Chrome
- 9211 Nickel

Bar pull

- 0835 Black
- 9201 Polished Chrome
- 9211 Nickel
- 9212 Silver

Inset pull

- 4799 Platinum Metallic
- 4803 Near Black Metallic
- 7241 Arctic White

Lock

- 9201 Polished Chrome
- 9250 Ember Chrome

Drawer bodies, drawer suspensions, and glides

- Black

Bookcases

Bookcases offer convenient storage for binders, books, and other objects.
 ▶ Specifying, pages 214 and 218

Tip: Using storage with Universal Steel storage is not recommended.

When specifying stacking bookcases, selecting the correct worksurface thickness of storage below, materiality, and overall desired height of the application ensures that the stacking bookcase aligns with neighboring tall storage. Bookcase height is calculated on the backend.
 ▶ See *Specifying Stacking Bookcases*, page 12

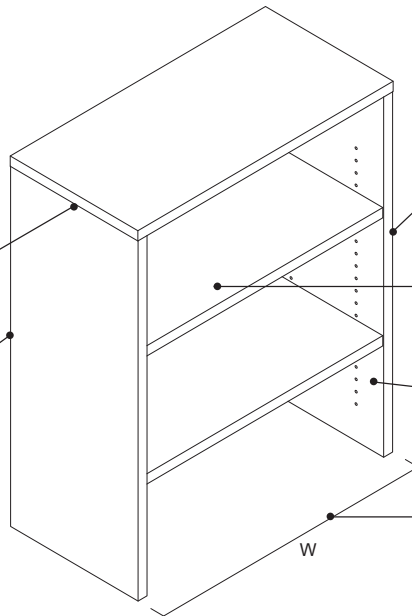
Top is standard 1"H laminate.

Finished back is standard.

Fixed shelf at worksurface height for bookcases 66¹/₂"H and taller.

Actual Dimensions

	Bookcase	Stacking Bookcase
Depth	15"-24"	15"-24"
Width	24"-36"	24"-36"
Height	41 ³ / ₄ "-84"	N.A.
Application Height	N.A.	41 ³ / ₄ "-84"



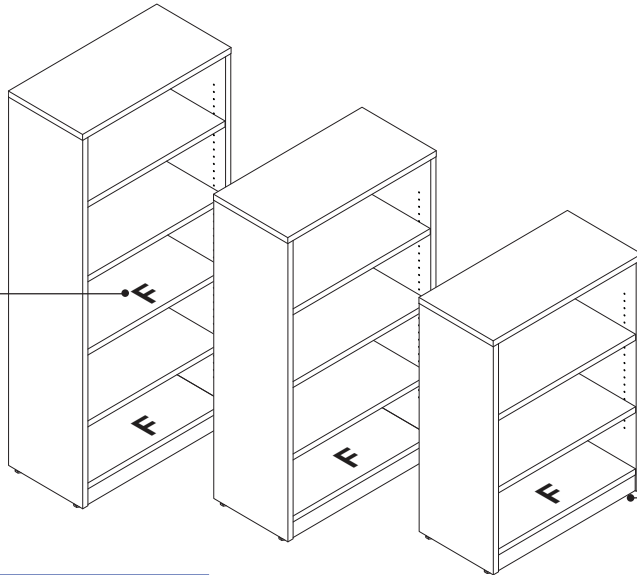
Top shelf is 15" below the top of the stacking bookcase, aligning with overhead bin height for a clean visual in applications with stacking bookcases and overheads.

Shelves adjust in 1¹/₄" vertical increments using a reversible bracket.

Adjustable shelf thickness is 1".

The required width of stacking bookcase will vary depending on the storage underneath it.

▶ See *Specifying the Width of Stacking Bookcase*, page 14, or SmartTools, for information.

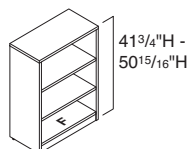


Leveling glides adjust up to 1¹/₄" to install bookcase on uneven floors.

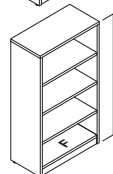
Product Details

Bookcases cannot be placed over an Answer panel foot.

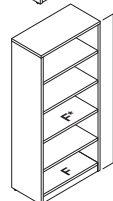
Bookcases are available with adjustable shelves. Shelves can be repositioned without using tools.



41³/₄"H -
50¹⁵/₁₆"H



51"H -
61"H



66¹/₂"H -
84"H

*Fixed shelf at worksurface height for bookcases 66¹/₂"H and taller.

The number of shelves per bookcase

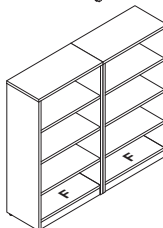
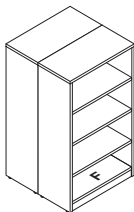
depends on case height:

- 41³/₄"H – 2 adjustable shelves, 1 fixed shelf
- 47¹⁵/₁₆"H – 2 adjustable shelves, 1 fixed shelf
- 54¹/₈"H – 3 adjustable shelves, 1 fixed shelf
- 66¹/₂"H – 3 adjustable shelves, 2 fixed shelves
- 72"H – 3 adjustable shelves, 2 fixed shelves
- 78"H – 3 adjustable shelves, 2 fixed shelves
- 84"H – 3 adjustable shelves, 2 fixed shelves

▶ See *Bookcase Shelf Counts*, page 15.

Standard-size binders will fit in most bookcase openings.

▶ See *Bookcase Shelf Counts*, page 15.



Ganging hardware is available to provide alignment by joining adjacent components side-by-side, back-to-back, or both. Bookcases 66¹/₂"H and larger must be placed against a wall, if not ganged back-to-back.

When specifying stacking bookcases, selecting the correct worksurface thickness of the application ensures that the stacking bookcase aligns with other tall storage.

When specifying stacking bookcases, selecting the overall application height desired ensures that the stacking bookcase aligns with other tall storage. For example, to specify a stacking bookcase that goes into an application with a Two-High low storage unit and a 72"H tower, specify 72"H application height on **CRBKS2H**. To specify a stacking bookcase that goes into an application with a 1.5-High low storage unit and a 72"H tower, specify 72"H application height on **CRBKS15H**.

Stacking bookcases must be used with One-High, 1.5-High, or Two-High laterals or lower storage. Stacking bookcases cannot be freestanding.

Surface Materials

Bookcase case

- Low-Pressure Laminate
- High-Pressure Laminate

Tip: For more information on Low-Pressure and High-Pressure Laminate cases, please see Surface Materials.

▶ Page 344

Adjustable shelf brackets

- Brushed nickel

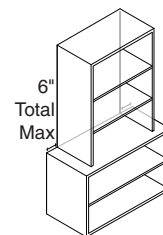
Application Topics

Storage Capacities and Dimensions

▶ Page 27

66¹/₂"H-84"H freestanding bookcases need to be placed back-to-back or against the wall.

Stacking bookcases can be shorter than the supporting worksurface as long as a worksurface support or side panel of a storage unit is used under the worksurface within 6" of where the side of the stacking bookcase is loaded.



Stacking bookcase width must be within 6" of the under-worksurface storage width.

Due to nominal vs. actual dimensions when comparing modular-only Currency product (culled) and current modular-or-parametric Currency tall storage, we recommend not placing culled and current tall storage side-by-side. Culled tower, cabinet, stacking overhead, and stacking bookcase styles include: **CRTW, CRTWD, CRTWSA, CRWD, CROHS, CRBKS**.

Towers and Cabinets

Towers and cabinets

provide storage for a variety of work and personal items including: paper, binders, books, and coats.

► Specifying, pages 252–264 and 270

Tip: Using storage with Universal Steel storage is not recommended.

Towers are available in a variety of configurations combining coat storage, fixed and adjustable shelves, and box and file drawers.

Locker space is 8" wide and standard with a coat hook on the hinge side of the door.

Locks are standard on door and drawers. Lock cylinders must be specified separately, and are field installed.

► Lock and Keying, page 364

Finished back is standard.

Drawers open their full depth for total access to the contents.

Leveling glides adjust to install tower and cabinet on uneven floors and have a 1¹/₄" adjustable range.

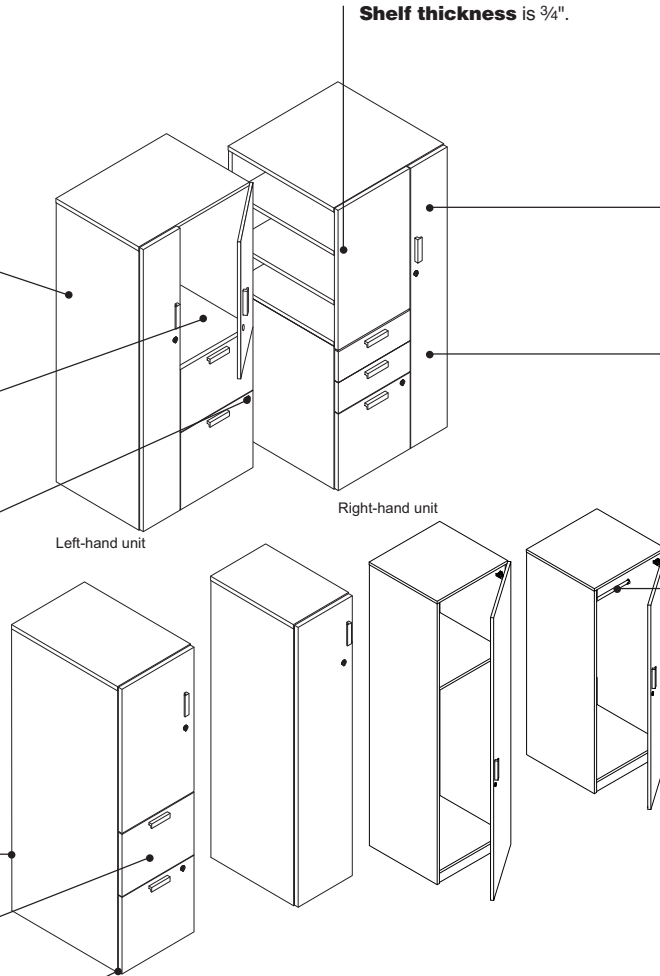
Shelf thickness is 3/4".

The cabinet side of dual door and side access towers 66¹/₂"H and above receive a fixed top shelf.

Coat hook selection results in two coat hooks, one on either side of the cabinet.

Coat rods are black plastic coated steel and 0.745" in diameter. Coat rods are available on 24"D cabinets. Coat rods are placed 3⁷/₈" below the top panel if no fixed shelf is specified. Coat rods are placed 3" below the shelf if "fixed shelf" is specified.

Cabinets 66"H and taller receive a fixed top shelf.



Actual Dimensions

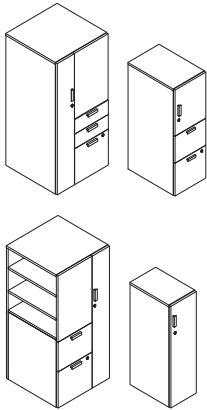
	Single Door with Drawers	Dual Door with Drawers	Side Access Tower with Drawers	Single Door Cabinet
Depth	18 ⁷ / ₈ "–24"	18 ⁷ / ₈ "–24"	24"	18 ⁷ / ₈ "–24"
Width	15 ²⁹ / ₃₂ "	24"	24"	12"–24"
Height	41 ³ / ₄ "–84"	41 ³ / ₄ "–84"	41 ³ / ₄ "–84"	41 ³ / ₄ "–84"

Tip: Dimension ranges shown above are available in 1/16" increments parametrically.

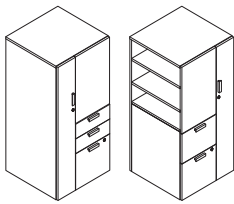
Product Details

Parametric height towers flex the height of the locker above the drawers. Drawer heights remain constant.

Towers and cabinets cannot be placed over an Answer panel foot.



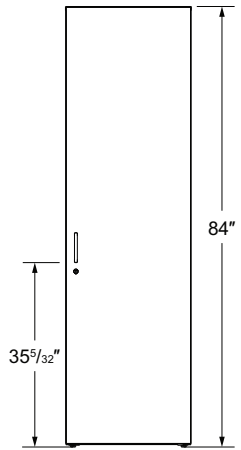
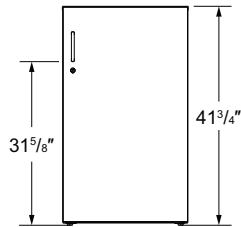
Towers and cabinets are available in heights that align with Answer panels and other storage units.



Tower and cabinet combines coat storage, box and file drawers, and adjustable shelves.

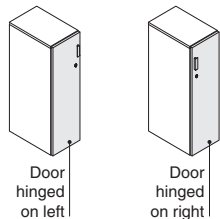
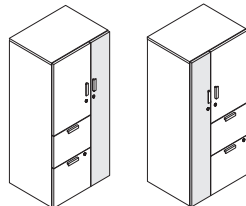
Adjustable shelf count varies by height and style. Please see *Interior Configurations*, page 10, for more information.

Due to nominal vs. actual dimensions when comparing modular-only Currency product (culled) and current modular-or-parametric Currency tall or stacking storage, we recommend not placing culled and current tall or stacking storage side-by-side. Culled tower and cabinet style numbers: **CRTW, CRTWD, CRTWSA, CRWD.**



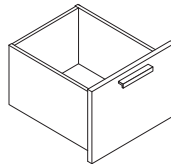
Cabinet pull placement varies depending on the height of cabinet.

- 41 $\frac{3}{4}$ "H and 47 $\frac{15}{16}$ "H cabinets: bottom of pull is at 31 $\frac{5}{8}$ "H
- 54 $\frac{1}{8}$ "H, 66 $\frac{1}{2}$ "H, 72"H, 78"H, and 84"H cabinets: bottom of pulls is at 35 $\frac{5}{32}$ "H



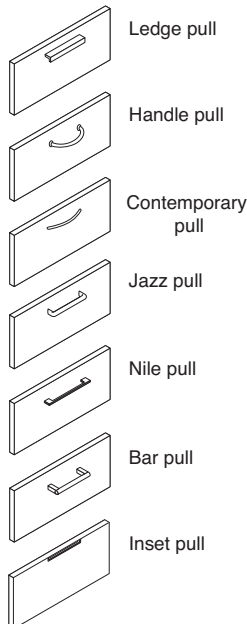
Door on cabinet is full height and can be hinged on the left or right. Coat hook is always located on the same side as the door hinge.

Box drawers are black, bore and dowel construction.



File drawer body is standard with integral top rail to accommodate hanging file folders.

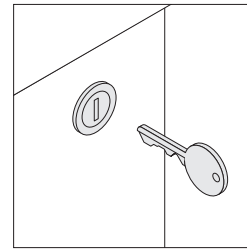
Tower doors use a 110° full overlay hinge.



Pulls are available in the following styles: ledge, handle, contemporary, jazz, Nile, bar, and inset.


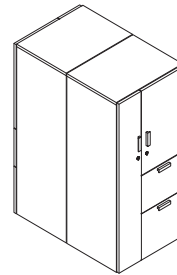
Pilot-hole to pilot-hole dimensions are as follows:

- Ledge: 96 mm
- Handle: 96 mm
- Contemporary: 128 mm
- Jazz: 128 mm
- Nile: 160 mm or 320 mm (depending on storage type)
- Bar: 128 mm
- Inset: N.A.

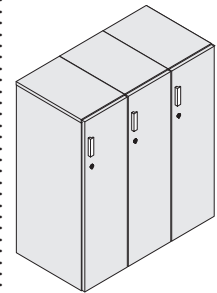



Locks come standard on towers and cabinets. Lock cylinders must be specified separately, and are field installed.

Field installed locks are available with consecutive, specific, and random keying options. Field installed lock cylinders, **LOCK9201FR** or **LOCK9250FR** must be specified separately. ▶ Lock and Keying, page 364



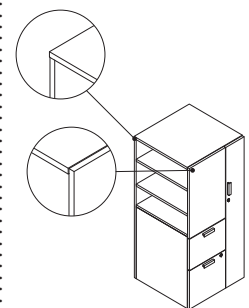
Ganging hardware is available to provide alignment by joining adjacent storage components side-by-side, back-to-back, or both.



Cabinets must be attached to adjacent storage, a wall, or in a run of multiple cabinets, to ensure stability and prevent tipping. See *Cabinet Stability Guidelines*, page 11, for details of how many cabinets are required in the run based on cabinet size.

Towers 72"H and taller must be attached to another unit or the wall.

Counterweight packages are required to ensure product stability and are ordered as an option or separately. Product specification pages indicate the correct counterweight package for each style number and any exceptions where counterweights are not required.



Side access tower construction is as follows:

- Front panel over top panel
- Top panel over back panel

Surface Materials

Storage can be specified with different case, headset, and top laminate finishes.
Tip: LPL headsets cannot be specified with HPL cases.

Low storage or lateral file case

- Low-Pressure Laminate
 - High-Pressure Laminate
- Tip: For more information on Low-Pressure and High-Pressure Laminate, please see Surface Materials.*
▶ Page 350

Headsets

- Low-Pressure Laminate
- High-Pressure Laminate

Ledge pull

- 4799 Platinum Metallic
- 7207 Black

Handle pull

- 0835 Black
- 9211 Nickel

Contemporary pull

- 0835 Black
- 9201 Polished Chrome
- 9211 Nickel
- 9212 Silver

Jazz pull

- 0835 Black
- 4799 Platinum Metallic
- 9201 Polished Chrome
- 9211 Nickel
- 9212 Silver

Nile pull

- 0835 Black
- 4799 Platinum Metallic
- 7280 Smooth Bronze
- 9201 Polished Chrome
- 9211 Nickel

Bar pull

- 0835 Black
- 9201 Polished Chrome
- 9211 Nickel
- 9212 Silver

Inset pull

- 4799 Platinum Metallic
- 4803 Near Black Metallic
- 7241 Arctic White

Lock

- 9201 Polished Chrome
- 9250 Ember Chrome

Drawer bodies, drawer suspensions, and glides

- Black

Tower drawer fronts

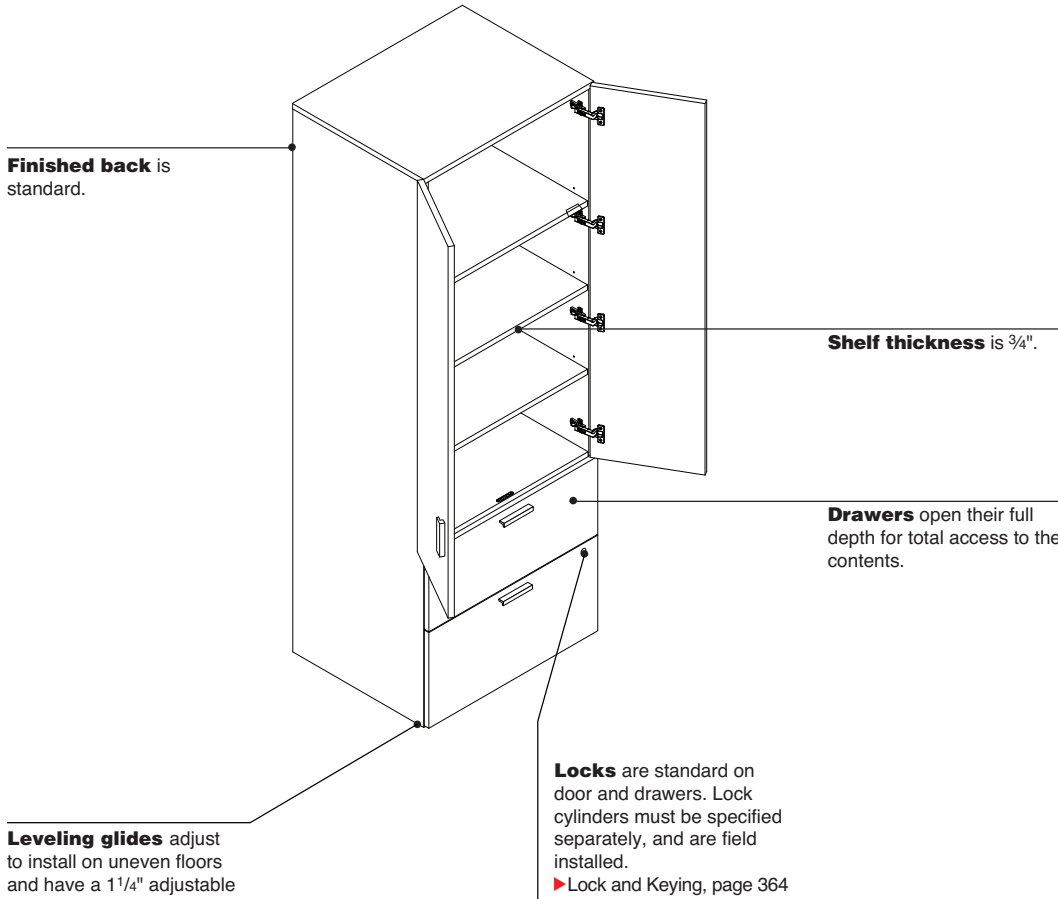
specified in High-Pressure Laminate will have High-Pressure Laminate on both the front and the back. All other High-Pressure Laminate drawer fronts have High-Pressure Laminate on the front, and backer material on the back.

Combination Cabinets

Combination cabinets

provide storage for a variety of work and personal items including: paper, binders, and books.

► Specifying, page 226



Finished back is standard.

Shelf thickness is $\frac{3}{4}$ ".

Drawers open their full depth for total access to the contents.

Locks are standard on door and drawers. Lock cylinders must be specified separately, and are field installed.

► Lock and Keying, page 364

Leveling glides adjust to install on uneven floors and have a $1\frac{1}{4}$ " adjustable range.

Product Details

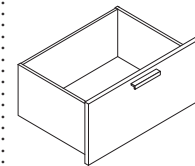
Parametric height combination cabinets flex the height of the locker above the drawers. Drawer heights remain constant.

Combination cabinets cannot be placed over an Answer panel foot.

Combination cabinets are available in heights that align with Answer panels and other storage units.

Adjustable shelf count varies by height. Please see *Storage Capacities and Dimensions*, page 27, for more information.

Drawers are black, bore and dowel construction.



File drawer body is standard with integral top rail to accommodate hanging file folders.

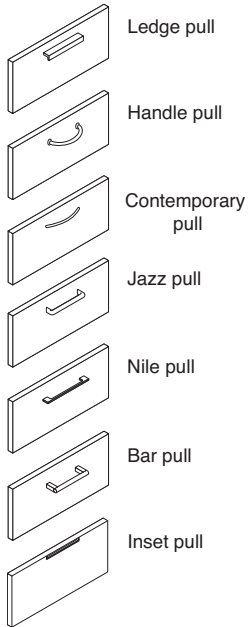
Actual Dimensions

Depth 18 $\frac{7}{8}$ "–24"

Width 30", 36"

Height 47 $\frac{15}{16}$ "–84"

Tip: Dimension ranges shown above are available in $\frac{1}{16}$ th inch increments parametrically.

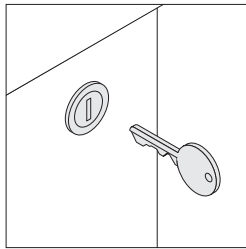


Pulls are available in the following styles: ledge, handle, contemporary, jazz, nile, bar, and inset.

Pilot-hole to pilot-hole dimensions are as follows:

- Ledge: 96 mm
- Handle: 96 mm
- Contemporary: 128 mm
- Jazz: 128 mm
- Nile: 160 mm or 320 mm (depending on storage type)
- Bar: 128 mm
- Inset: N.A.

Combination cabinets receive 320 mm nile pull.



Locks come standard on towers and cabinets. Lock cylinders must be specified separately, and are field installed.

Field installed locks are available with consecutive, specific, and random keying options. Field installed lock cylinders, **LOCK9201FR** or **LOCK9250FR** must be specified separately.
▶ Lock and Keying, page 364

Surface Materials

Storage can be specified with different case, headset, and top laminate finishes.
Tip: LPL headsets cannot be specified with HPL cases.

Case

- Low-Pressure Laminate
- High-Pressure Laminate

Tip: For more information on Low-Pressure and High-Pressure Laminate, please see Surface Materials.
▶ Page 350

Headsets

- Low-Pressure Laminate
- High-Pressure Laminate

Ledge pull

- 4799 Platinum Metallic
- 7207 Black

Handle pull

- 0835 Black
- 9211 Nickel

Contemporary pull

- 0835 Black
- 9201 Polished Chrome
- 9211 Nickel
- 9212 Silver

Jazz pull

- 0835 Black
- 4799 Platinum Metallic
- 9201 Polished Chrome
- 9211 Nickel
- 9212 Silver

Nile pull

- 0835 Black
- 4799 Platinum Metallic
- 7280 Smooth Bronze
- 9201 Polished Chrome
- 9211 Nickel

Bar pull

- 0835 Black
- 9201 Polished Chrome
- 9211 Nickel
- 9212 Silver

Inset pull

- 4799 Platinum Metallic
- 4803 Near Black Metallic
- 7241 Arctic White

Lock

- 9201 Polished Chrome
- 9250 Ember Chrome

Drawer bodies, drawer suspensions, and glides

- Black

Overheads and Organizers

Overheads and organizers provide storage above a worksurface and can be used in a variety of applications.

Tip: Using storage with Universal Steel storage is not recommended.

► Specifying, pages 230–240

Sliding door overheads

have a non-locking sliding door. Door is available in Low-Pressure Laminate, High-Pressure Laminate, and optional markerboard surface.

Tip: Markerboard is slightly thicker than the standard laminate.

Hinged door overheads

have two, three, or four locking doors depending on width. Doors are available in Low-Pressure Laminate and High-Pressure Laminate.

Tip: Markerboard is slightly thicker than the standard laminate.

Open overheads have two equal-spaced openings.

Stacking overheads

have end panels that allow the storage to sit on top of a worksurface. Stacking overheads allow for easy installation, and do not require anchoring to a wall. Stacking overheads must be placed up against a wall or back to back with a similar height unit.

Stacking overheads

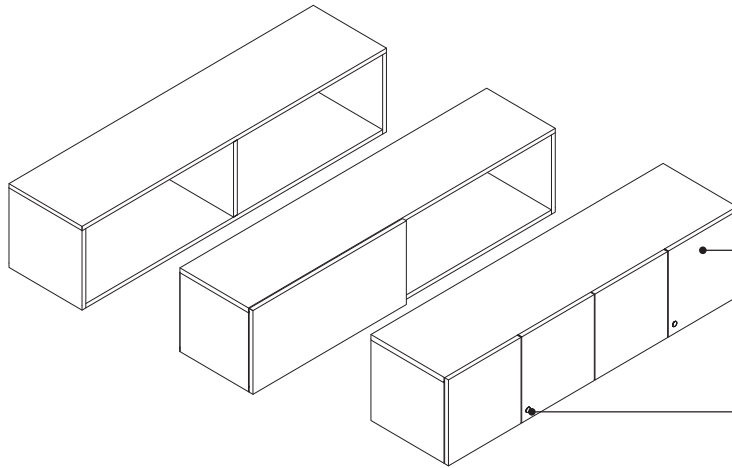
include a 1½" reveal for cable management.

Tackboards for use with stacking overhead applications

will automatically deduct 2¼" from the overall width of tackboard and 1½" from the height of the tackboard to account for cable management clearance.

Stacking overheads

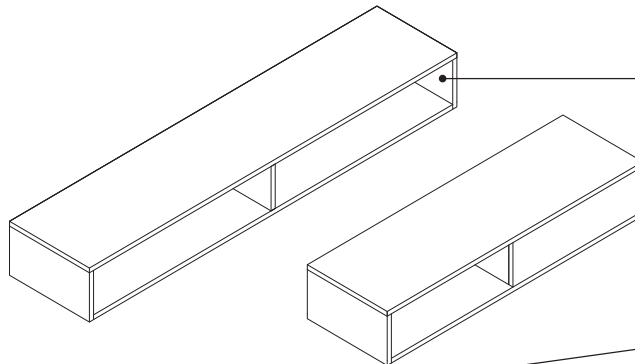
are intended to go above Two-High storage and desking.



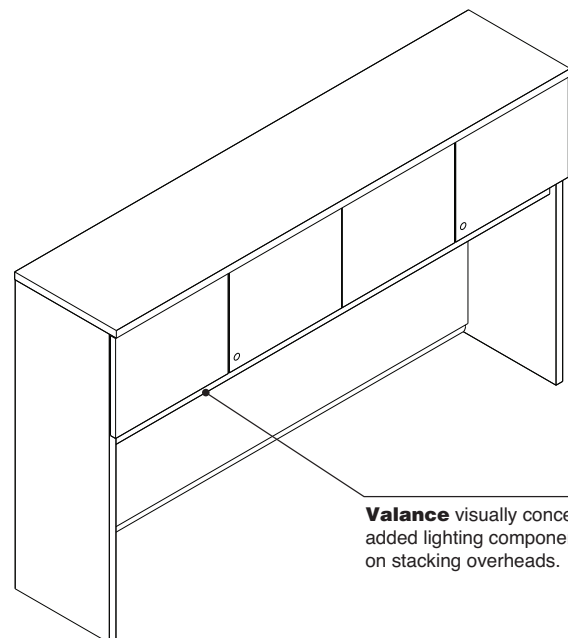
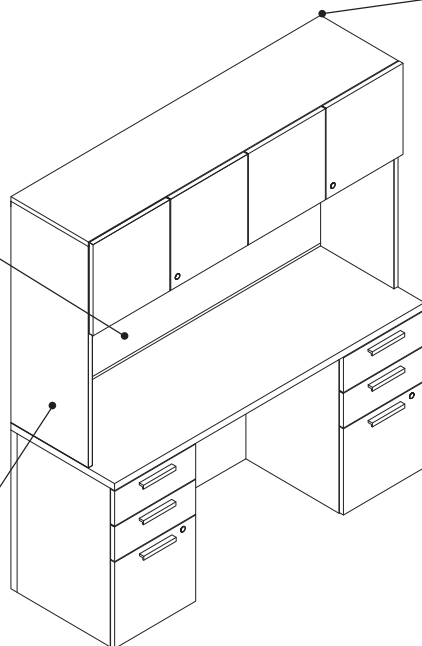
Personal overhead and organizer configurations provide access on one side of a unit. Cases have a fixed divider in the middle.

Lock is standard on overheads with hinged doors. Locks are specified with storage, but shipped separately. Locks are field installed.

Shared overheads and organizer configurations provide dual sided access.



Finished top, back, and sides are standard on overheads and organizers.

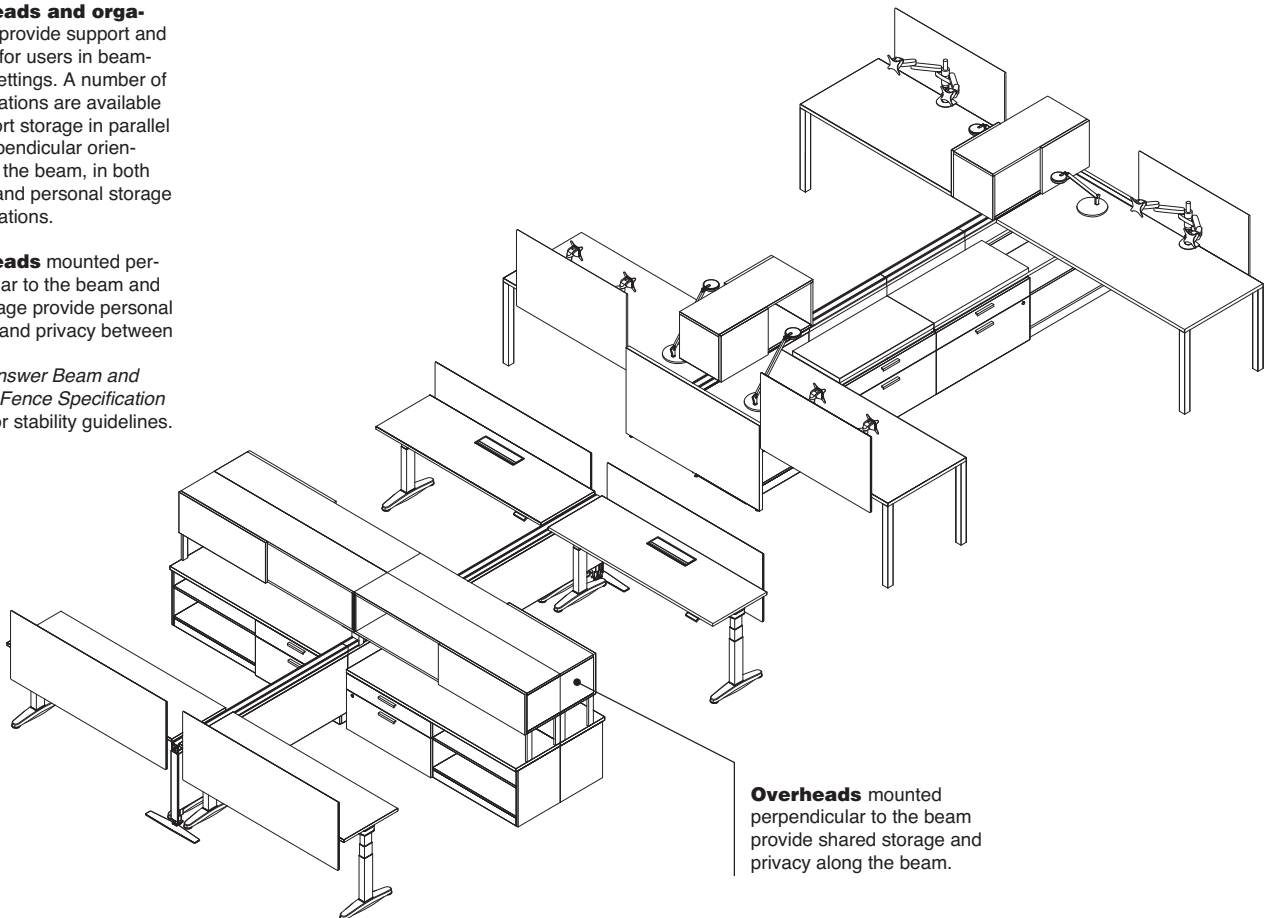


Valance visually conceals added lighting components on stacking overheads.

Overheads and organizers provide support and storage for users in beam-based settings. A number of configurations are available to support storage in parallel and perpendicular orientation to the beam, in both shared and personal storage configurations.

Overheads mounted perpendicular to the beam and low storage provide personal storage and privacy between users.

► See *Answer Beam and Answer Fence Specification Guide* for stability guidelines.



Overheads mounted perpendicular to the beam provide shared storage and privacy along the beam.

Actual Dimensions

Standard Widths*

	Overheads with Sliding or Hinged Doors	Overheads with Open Fronts	Organizer
Depth	16"	15"	15"
Width	36"–75"	36"–75"	36"–75"
Storage Bin Height	15" (15 ¹ / ₂ " for Answer panel mount)	15" (15 ¹ / ₂ " for Answer panel mount)	8 ²⁷ / ₃₂ "

Tip: Width is available parametrically in 1/16" inch increments.

Single-Sided Perpendicular, Answer Beam Application**

	Overheads with Sliding or Hinged Doors	Overheads with Open Fronts	Organizer
Depth	16"	15"	15"
Width	63", 69", and 75"	63", 69", and 75"	63", 69", and 75"
Storage Bin Height	15"	15"	8 ²⁷ / ₃₂ "

Dual-Sided Perpendicular, Answer Beam Application***

	Overheads with Sliding or Hinged Doors	Overheads with Open Fronts	Organizer
Depth	16"	15"	15"
Width	61 ¹ / ₂ ", 67 ¹ / ₂ ", and 73 ¹ / ₂ "	61 ¹ / ₂ ", 67 ¹ / ₂ ", and 73 ¹ / ₂ "	61 ¹ / ₂ ", 67 ¹ / ₂ ", and 73 ¹ / ₂ "
Storage Bin Height	15"	15"	8 ²⁷ / ₃₂ "

*Units are on module to match width of panel, Answer beam, or other 6" module product dimensions.

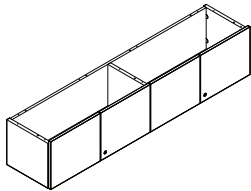
** Units are 3" wider than module to accommodate width of Answer beam.

*** Units are 1¹/₂" wider than module to partially overlap the Answer beam.

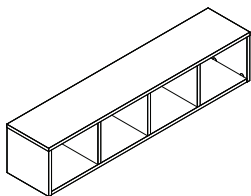
Product Details

Overheads and organizers have varying counts of doors or openings based on door-type and width.

- Overheads with no doors less than 72"W have two openings.
- Overheads with no doors 72"W or wider have four openings.
- Organizers less than 72"W have two openings.
- Organizers 72"W or wider have four openings.
- Overheads with hinged doors less than 42"W have two doors.
- Overheads with hinged doors 42"W–65¹⁵/₁₆"W have three doors.
- Overheads with hinged doors 66"W or wider have four doors.
- Overheads with sliding doors always have one door that slides between two openings, any width.



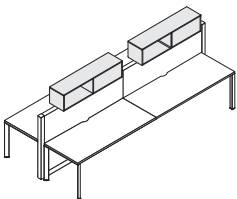
Hinged door—
1 vertical interior divider



No door,
greater than 72"W—
3 interior dividers

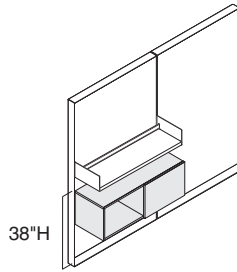
Overheads and organizers have varying counts of vertical interior dividers based on door-type and width.

- Overheads with hinged doors have one vertical interior divider.
- Overheads with no doors and less than 72"W have one vertical interior divider.
- Overheads with no doors and 72"W or greater have three vertical interior dividers.



Two cap mount brackets are available in Answer Solutions Specification Guide for use with overheads and organizers.

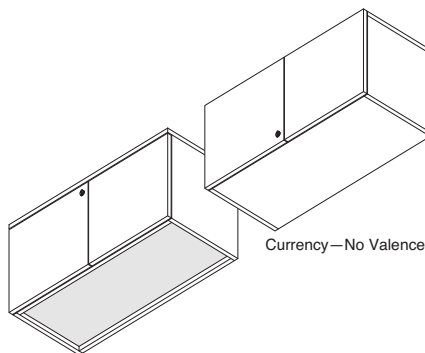
▶ See Stability Guidelines in *Answer Solutions Specification Guide*.



38"H

Overheads may be mounted at 38"H or lower if another panel mounted component prevents it from being seated upon. Overhead storage height accepts standard and A4 binders.

Organizers are available personal or shared. Personal provides storage on one side only. Shared storage is divided down the center, with half storage on one side and half storage on the opposite side. Personal storage has a center divider.

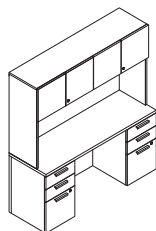


Currency—Valence

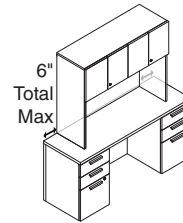
Currency—No Valence

Overheads are designed differently than legacy overheads. Please note overheads do not have a light-concealing valence. If light is still to be added to underside of overhead, refer to "actual dimension" tables of lighting options to confirm light width doesn't exceed case width.

Light valances are available on stacking overheads only.



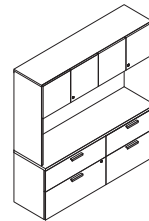
Stacking overheads attach to the top of a credenza, desk, desk shell, or Two-High freestanding laterals or low storage, using hardware included with the overhead unit. When placed on top of multiple lateral files or low storage, the storage units must be ganged together. Stacking overheads have a 1 1/2" reveal for cable pass-through.



6"
Total
Max

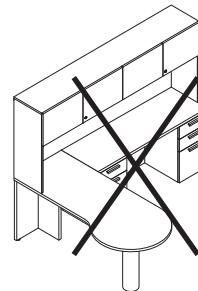
Under worksurface storage width must be no greater than 6" wider than stacking overhead.

Style numbers specifically for Answer Beam can be used in perpendicular applications only. Non-Answer Beam specific style numbers specified with Answer Beam attachment bracket can be used with parallel applications only.

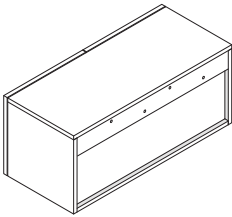


Stacking overheads can be used with lateral file/lateral file credenza configurations, but must be specified parametrically.

- 60"W lateral/lateral credenza in LPL = 59.75"W stacking overhead.
- 60"W lateral/lateral credenza in HPL = 59.875"W stacking overhead.
- 66"W lateral/lateral credenza in LPL = 65.75"W stacking overhead.
- 66"W lateral/lateral credenza in HPL = 65.875"W stacking overhead.
- 72"W lateral/lateral credenza in LPL = 71.75"W stacking overhead.
- 72"W lateral/lateral credenza in HPL = 71.875"W stacking overhead.



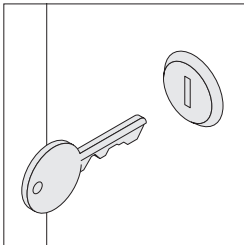
Stacking overheads cannot be used with P- or D-shape freestanding worksurfaces.



Wall mount overheads have a 1" gap between the back panel and end panel.

Wall mount organizers are available with modular width only. Parametric width is not available on wall mount organizers.

If selecting Answer Beam, Answer panel, or top cap mount on Answer attachment brackets, overhead must be modular.

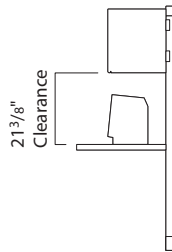


Locks are standard on overheads with hinged doors. Lock cylinders must be specified separately, and are field installed.

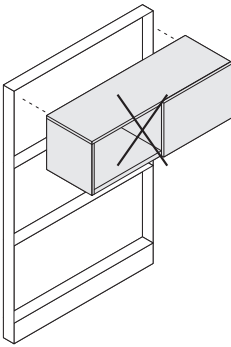
Field installed locks are available with consecutive, specific, and random keying options. Field installed lock cylinders, **LOCK9201FR** or **LOCK9250FR** must be specified separately.
▶ Lock and Keying, page 364

Selecting the correct worksurface thickness of the application ensures that the stacking overhead aligns with other tall storage.

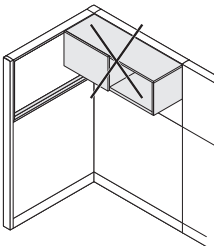
Application Topics



Clearance between worksurface and bottom of overhead is 21³/₈" when storage unit is installed in the highest position on a 66"H panel and glides are adjusted all the way into the panel.



Hanging components cannot hang in front of a double-pane window.



Hanging components cannot be used next to a double-pane window at a 90° corner.

Bracket options

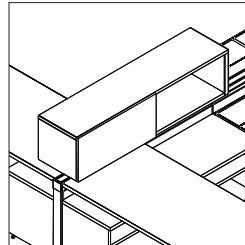
▶ Page 111

Stability Guidelines

▶ See *Answer Beam and Answer Fence Specification Guide*.

Answer Beam Application

▶ See *Answer Beam and Answer Fence Specification Guide*.



Standard width overheads and organizers are on-module to align with Answer beam widths and should be used in parallel application with the beam.

Overheads and organizers for perpendicular application are intended for use only with Answer Beam. They are wider than module width to accommodate the width of the beam and remain on-module with storage below.

In all Answer Beam applications where overhead or organizer

are being mounted on Answer Beam, select the appropriate bracket option. Mid-storage support and stanchion kits for mounting with Answer Beam must be ordered separately.

▶ See *Answer Beam and Answer Fence Specification Guide*.

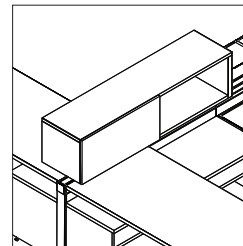


Units for single-sided perpendicular application are dimensioned 3" wider than module width to fully overlap the beam and align with on-module storage on the other end.

Tip: Units for single-sided perpendicular application should only be used with Answer Beam.



Units for dual-sided perpendicular application are dimensioned 1¹/₂" wider than module width to partially overlap the beam.
Tip: Units for dual-sided perpendicular application should only be used with Answer Beam.



Units for parallel application are on-module width and can be used anywhere along a beam.

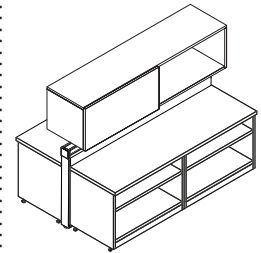
Low storage or credenzas used to support one end of overheads or organizers must be connected to Answer Beam using storage-to-beam connector.

Storage-to-beam connector can not be used with Answer panels.

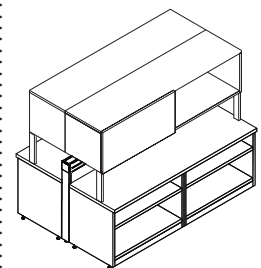
When overheads are placed side-by-side in parallel application to Answer beam, it is recommended that the lower units be ganged. **TSBAWAK** is the style number for the ganging bracket to use for low and mid-storage in beam applications.

▶ See *Answer Beam and Answer Fence Specification Guide*.

Due to nominal vs. actual dimensions when comparing modular-only Currency product (culled) and current modular-or-parametric Currency tall storage, we recommend not placing culled and current tall storage side-by-side. Culled tower, cabinet, stacking overhead, and stacking bookcase styles include: **CRTW, CRTWD, CRTWSA, CRWD, CROHS, CRBKS**.



Shared storage in parallel application should always be centered over the beam.

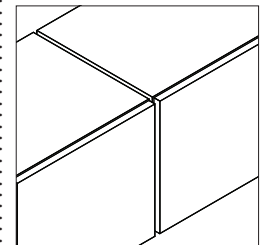


Personal storage in parallel application can be used back-to-back.
Tip: Use centered stanchions and mid-storage supports to support the front edge of the overhead unit.

Overheads and organizers in parallel applications must not extend past end of beam.

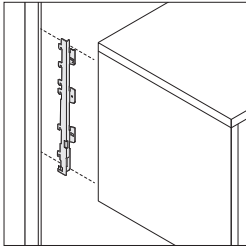
Tip: Beam-mounted storage is not allowed in freestanding beam configurations.
▶ See *Answer Beam and Answer Fence Specification Guide*.

Stacking overheads can be shorter than the supporting worksurface as long as a worksurface support or side panel of a storage unit is used under the worksurface within 6" of where the side of the stacking overhead is loaded.



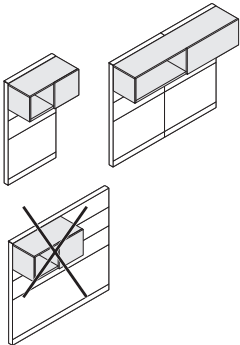
Side-by-side wall mounted overheads will have a slight gap in between units due to construction.

Connections

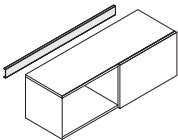


On-module attachment brackets are used to mount overheads on panels of the same width as overheads and are available as an option.

Safety catch locks overhead storage unit to frame to prevent accidental removal.



Width of overhead must match the width of the panel or panels that it is attached to when using an on-module bracket. Overhead may span up to two frames.

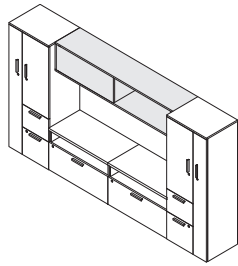


Horizontal wall attachment brackets are available to attach overhead storage to the wall of building.

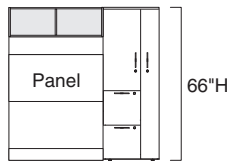
Laminate overheads and organizers up to 48"W can attach on-module to Answer panels. Sizes larger than 48"W cannot be panel mounted. Follow the Answer panel stability rules.

Tip: End-mount brackets are not available for use with Answer panels.

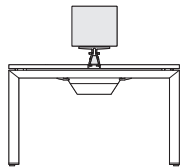
▶ See *Answer Solutions Specification Guide*.



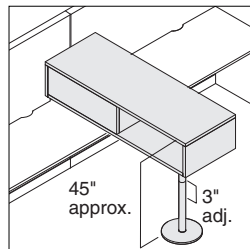
Overheads and organizers have many different attachment methods.
▶ See page 111.



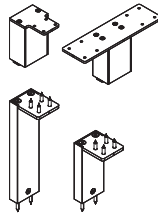
Overhead cabinets for Answer panel mount are taller to ensure alignment with adjacent towers and vertical cabinets.



Storage is always centered on the dual-sided bench when used in parallel application.



Column height at shortest level is 29⁷/₈"H. Column will then adjust upward 3" for leveling. Height from floor to top of box is approximately 45".



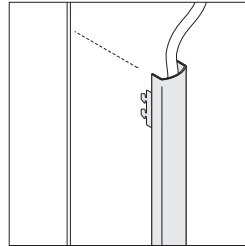
When ganging storage units together for Answer Beam application, use ganging bracket **AWAK**. When ganging overheads and organizers for Answer Beam applications, use ganging bracket **TSBAWAK**. Use mid-storage supports or stanchion supports when mounting overheads and organizers for Answer Beam applications.

▶ See *Answer Beam and Answer Fence Specification Guide*.



Overheads and organizers cannot be used as end counter storage on FrameOne.

Wiring and Cabling



Vertical wire managers are available to conceal cords that are routed from light mounted beneath overhead storage.

Surface Materials

Case

- Low-Pressure Laminate
- High-Pressure Laminate

Headsets

- Low-Pressure Laminate
- High-Pressure Laminate
- White Markerboard (2977) —sliding door only

Tip: For more information on Low-Pressure and High-Pressure Laminate, please see Surface Materials.

▶ Page 350

Locks

- 9201 Polished Chrome
- 9250 Ember chrome

On-module attachment brackets

- Black paint only

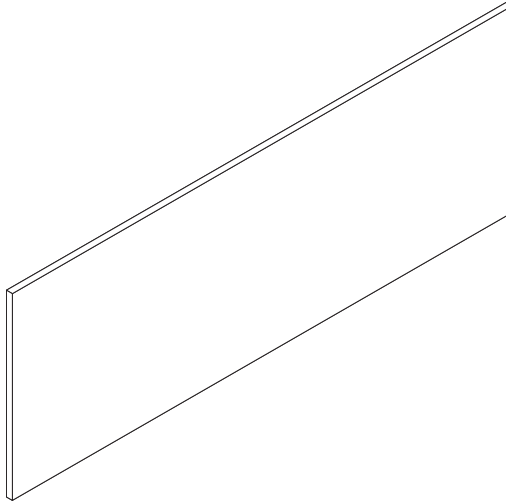
Bracket Options		
	Personal Overhead/Organizer	Shared Overhead/Organizer
Wall Mount	Select wall mount option. Brackets included.	N.A.
Suspended between Towers	Select suspended between towers option. Order cabinet-to-cabinet attachment kit (AWAK) separately.	Select suspended between towers option. Order cabinet-to-cabinet attachment kit (AWAK) separately.
Answer Panel Mount	Select Answer panel bracket option for use with overheads and organizers up to 48"W only. Sizes larger than 48"W cannot be panel mounted. Must comply with Answer Stability Guidelines, see the <i>Answer Solutions Specification Guide</i> . Brackets included. Answer panel mount can only be utilized on modular sizes.	N.A.
Answer Duo Support Column (Perpendicular)	Select Answer Duo support column option for use with 54"W to 66"W overheads or organizers only. Must comply with Answer Stability Guidelines, see the <i>Answer Solutions Specification Guide</i> . Brackets and column included.	Select Answer Duo support column option for use with 54"W to 66"W overheads or organizers only. Must comply with Answer Stability Guidelines, see the <i>Answer Solutions Specification Guide</i> .
Top Cap Mount on Answer	Select top cap mount on Answer option. Order Answer top cap mount brackets separately, for use with overheads or organizers up to 72"W only. Sizes larger than 72"W cannot be panel mounted. Must comply with Answer Stability Guidelines, see the <i>Answer Solutions Specification Guide</i> . Order brackets separately. Top cap mount on Answer can only be utilized on modular sizes.	Select top cap mount on Answer option. Order Answer top cap mount brackets separately, for use with overheads or organizers up to 72"W only. Sizes larger than 72"W cannot be panel mounted. Must comply with Answer Stability Guidelines, see the <i>Answer Solutions Specification Guide</i> . Top cap mount on Answer can only be utilized on modular sizes.
Answer Beam	Select Answer Beam option. Order Answer Beam mount bracket separately, see <i>Answer Beam and Answer Fence Specification Guide</i> . Order brackets separately. Answer Beam attachment bracket can only be utilized on modular sizes.	Select Answer Beam option. Order Answer Beam mount bracket separately, see <i>Answer Beam and Answer Fence Specification Guide</i> . Answer Beam attachment bracket can only be utilized on modular sizes.

Weight Capacity							
Overhead	Weight Capacity	Wall Mount Brackets		W/Answer Beam Dual-Sided Application		W/Answer Beam Single-Sided Application	
		Organizer	Shared	Organizer	Shared	Organizer	Shared
Width	lbs						
36"	157 ² / ₅	•	•				
42"	184 ¹ / ₂	•	•				
48"	211 ¹ / ₂	•	•				
54"	238 ³ / ₅	•	•				
60"	265 ³ / ₅	•	•				
61 ¹ / ₂ "	272 ² / ₅			•	•		
63"	279 ¹ / ₅					•	•
66"	292 ⁷ / ₁₀	•	•				
67 ¹ / ₂ "	299 ¹ / ₂			•	•		
69"	306 ¹ / ₅					•	•
72"	316 ⁷ / ₁₀	•	•				
73 ¹ / ₂ "	323 ¹ / ₂			•	•		
75"	330 ¹ / ₅					•	•

Parametric Tackboards

Tackboards finish the space between an overhead unit and a worksurface. It is a fabric-covered tackable surface that is available parametrically by $\frac{1}{16}$ " increments in depth and height.

► Specifying page 244



Product Details

Tackboards provide a fabric covered tackable surface above the worksurface.

The ends of wall-mounted tackboards are finished.

Connections

Tackboards attach with hook and loop fasteners. The attachment hardware is standard with the tackboard for field installation.

Surface Materials

Tackboards

- Vertical surface fabric
 - Horizontal surface fabric
- Tip: Vertical application only available on 24"W–60"W.*

Actual Dimensions

Tackboard

Parametric Width Range	24"W–114"W
Parametric Height Range	9 $\frac{1}{2}$ "H–47 $\frac{1}{2}$ "H
Thickness	1"

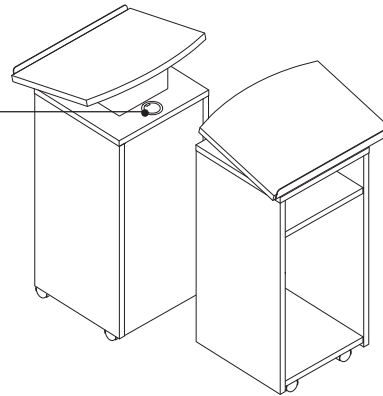
Tip: Thickness includes core tackboard, spacer, and attachment hardware.

Conference Room Furniture

Conference room furniture is available for use with conference tables to complete conferencing applications.

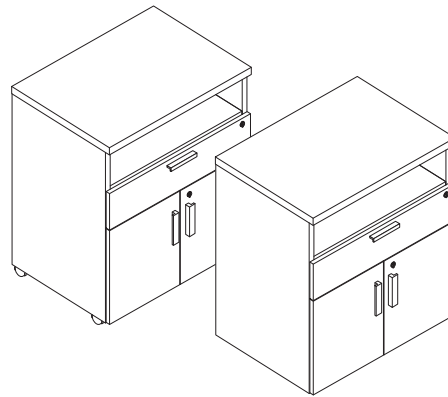
► Specifying, pages 246–248

Lectern



Grommet is 2" in diameter and black. Grommet ships with lectern.

Service Cart



Actual Dimensions

Conference Room Furniture

	Service Cart	Lectern
Depth	22"	18 ⁷ / ₈ "
Width	30 ¹ / ₂ ", 36 ¹ / ₂ "	24"
Height	35 ¹ / ₄ " (with casters), 34 ⁵ / ₈ " (no casters)	44 ⁷ / ₈ "

Tip: Service cart height shown is with a 1¹/₈" top specification.

Product Details

Lecterns are on casters to provide easy mobility and includes a 6"H fixed shelf.

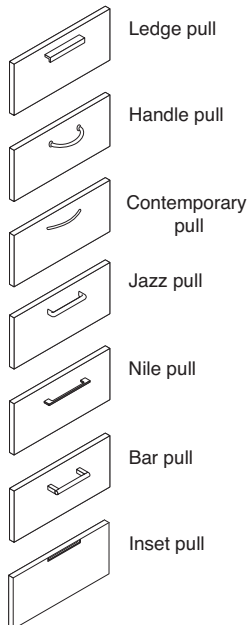
Service carts come in two widths to provide storage for conference supplies. The carts are available with and without casters to provide either easy mobility, or fixed storage.

Lock is standard on service carts. Lock cylinders must be specified separately, and are field installed.

▶ Lock and Keying, page 364

Casters come standard on lecterns, and are available as an option on service carts. Both include two locking and two non-locking casters. Locking casters are located on the front of the units for easy access.

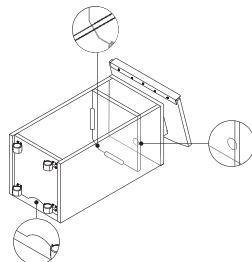
Leveling glides are available on service carts without casters, and adjust to install carts on uneven floors.



Pulls on service carts are available in the follow styles: ledge, handle, contemporary, jazz, Nile, bar, and inset.

Pilot-hole to pilot-hole dimensions are as follows:

- Ledge: 96 mm
- Handle: 96 mm
- Contemporary: 128 mm
- Jazz: 128 mm
- Nile: 160 mm or 320 mm (depending on storage type)
- Bar: 128 mm
- Inset: N.A.



Three cable pass-throughs provide cable management within lectern.

Surface Materials

Case

- Low-Pressure Laminate

Headset

- Low-Pressure Laminate

Top

- Low-Pressure Laminate
- Tip: For more information on Low-Pressure and High-Pressure Laminate, please see Surface Materials.*

▶ Page 350

Ledge pull

- 4799 Platinum Metallic
- 7207 Black

Handle pull

- 0835 Black
- 9211 Nickel

Contemporary pull

- 0835 Black
- 9201 Polished Chrome
- 9211 Nickel
- 9212 Silver

Jazz pull

- 0835 Black
- 4799 Platinum Metallic
- 9201 Polished Chrome
- 9211 Nickel
- 9212 Silver

Nile pull

- 0835 Black
- 4799 Platinum Metallic
- 7280 Smooth Bronze
- 9201 Polished Chrome
- 9211 Nickel

Bar pull

- 0835 Black
- 9201 Polished Chrome
- 9211 Nickel
- 9212 Silver

Inset pull

- 4799 Platinum Metallic
- 4803 Near Black Metallic
- 7241 Arctic White

Lock

- 9201 Polished Chrome
- 9250 Ember Chrome


Lectern top support

- 0835 Black

Drawer bodies, drawer suspensions, and glides

- Black

Grain Direction



Tip: Service cart headsets will not have matching grain direction.



Specifying Currency

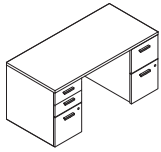
Specifying

Desk Shells and Desks with Pedestals	118
Desks Shells and Desks with 6" Overhang	124
Bow Front Desk Shells and Desks with Pedestals	128
Extended Curved Corner Desk Shells	132
Curved Corner Desk Shells	134
Return Shells and Returns with Pedestals	136
Bridges	140
D-Shape and P-Shape Worksurfaces	142
Parametric Common Tops HAD Application	144
Parametric Common Tops/Worksurfaces	146
Round and Square Tables	150
Rectangle Tables	152
Racetrack Tables	156
Boat-Shaped Tables	160
Legs and Table Bases	162
Modesty Panel	168
1.5-High and Two-High Fixed Pedestals	170
Two-High Fixed Pedestals for Use with Shells	172
Mobile Pedestals	174
One-High, 1.5-High, and Two-High Lateral Files	178
Three-High and Four-High Lateral Files	182
One-High, 1.5-High, and Two-High Lower Storage	186
Storage Filler Panels	190
Storage to Beam Connector	191
Basic Cushions Enhanced	192
One-High and 1.5-High Open Storage	194
1.5-High Credenza Storage	196
Two-High Credenza Storage	200
Buffet Credenzas	206

Specifying, continued

Two-High Credenza Storage with Kneespace	210
Bookcases	214
Stacking Bookcases	218
Combination Cabinets	226
Overheads	230
Stacking Overheads	236
Organizers	240
Tackboards	244
Conference Room Furniture	246
Accessories	249
Single-Door Towers	252
Dual-Door Towers	258
Side Access Towers	264
Cabinets	270

Desk Shells and Desks with Pedestals

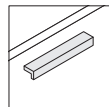


Tip: The actual thickness between Low-Pressure Laminate (LPL) and High-Pressure Laminate (HPL) worksurfaces is slightly different. It is recommended that only worksurfaces of the same type are specified in a given application. In addition, there may be sheen or texture differences when using LPL and HPL in adjacent applications.

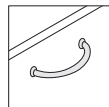
	Standard Includes	Required to Specify
▶ Need help? Product details, page 58	<ul style="list-style-type: none"> • 28⁷/₁₆"H desk and desk shells with pedestal, if specified: <ul style="list-style-type: none"> – Low-Pressure Laminate case with matching or contrasting Low-Pressure Laminate headset – Low-Pressure Laminate case with High-Pressure Laminate headset, if selected – High-Pressure Laminate case with matching or contrasting High-Pressure Laminate headset, if selected • 1¹/₈" thick top: <ul style="list-style-type: none"> – Low-Pressure Laminate price group 1 – High-Pressure Laminate price group 1, if selected • 3 mm edgeband on user's side: plastic price group 1 • 1 mm edgeband on sides and back: plastic price group 1 • Finished back • Modesty panel, full or quarter height • Bore and dowel drawer construction: black • One fastened plastic filing system per file drawer: black only • Full extension, heavy-duty ball bearing drawer suspensions • Lock plug • One counterweight on single pedestal desk • Two counterweights on dual pedestal desk • 1¹/₄" adjustable leveling glides • Desk shells shipped ready to assemble • Desk with pedestal(s) shipped fully assembled • One pencil tray is included in units with a box drawer 	<ol style="list-style-type: none"> 1 Style number 2 Worksurface size type (see below under Required Selections) 3 Depth (see below under Required Selections) 4 Width (see below under Required Selections) 5 Low-Pressure Laminate or High-Pressure Laminate color number for worksurface 6 Plastic color number for all edges on laminate worksurface 7 Low-Pressure Laminate or High-Pressure Laminate color number for case 8 Low-Pressure Laminate or High-Pressure Laminate color number for headset 9 Pulls, if selected (see below under Required Selections) 7 Right and left support pedestals, if selected (see below under Required Selections) 10 Options, if selected (see below) <ul style="list-style-type: none"> ▶ See <i>Surface Materials</i>, page 344. <i>Tip: Remember to specify lock cylinder and key.</i> ▶ See <i>Lock Cylinders</i>, page 364

	Required Selections	U.S. Price	Required to Specify
Worksurface Size Type	<ul style="list-style-type: none"> • Modular • Parametric 	Prices at right Prices at right	Specify <i>with modular</i> . Specify <i>with parametric</i> .
Depth	<ul style="list-style-type: none"> • 18⁷/₈"D • 24"D • 30"D 	Prices at right Prices at right Prices at right	Specify 18 ⁷ / ₈ " depth. Specify 24" depth. Specify 30" depth.
Width	<ul style="list-style-type: none"> • 36"W • 42"W • 48"W • 54"W • 60"W • 66"W • 72"W • 84"W • 96"W 	Prices at right Prices at right Prices at right Prices at right Prices at right Prices at right Prices at right Prices at right Prices at right	Specify 36" width. Specify 42" width. Specify 48" width. Specify 54" width. Specify 60" width. Specify 66" width. Specify 72" width. Specify 84" width. Specify 96" width.
Support—Right	<ul style="list-style-type: none"> • Box/box/file pedestal • Clear-access end panel • File/file pedestal • Full depth end panel • Open/box/file pedestal 	Prices at right Prices at right Prices at right Prices at right Prices at right	Specify <i>with box/box/file pedestal</i> . Specify <i>with clear-access end panel</i> . Specify <i>with file/file pedestal</i> . Specify <i>with full depth end panel</i> . Specify <i>with open/box/file pedestal</i> .
Support—Left	<ul style="list-style-type: none"> • Box/box/file pedestal • Clear-access end panel • File/file pedestal • Full depth end panel • Open/box/file pedestal 	Prices at right Prices at right Prices at right Prices at right Prices at right	Specify <i>with box/box/file pedestal</i> . Specify <i>with clear-access end panel</i> . Specify <i>with file/file pedestal</i> . Specify <i>with full depth end panel</i> . Specify <i>with open/box/file pedestal</i> .

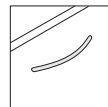
Pull Shape



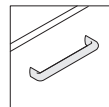
Ledge



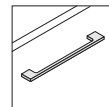
Handle



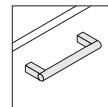
Contemporary



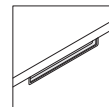
Jazz



Nile



Bar



Inset



For Canadian Pricing

Multiply U.S. Price by the Canadian price factor.

▶ See page 1 for details.

For laminate price group 2 and higher pricing, please refer to the electronic catalog or SmartTools.

	Options	U.S. Price	Required to Specify
Surface Materials	Top		
	• Low-Pressure Laminate (LPL) price group 1	No cost	Specify laminate color number.
	• High-Pressure Laminate (HPL) price group 1	Prices at right	Specify laminate color number.
	• High-Pressure Laminate (HPL) price group 2	See information at left	Specify laminate color number.
	• High-Pressure Laminate (HPL) price group 3	See information at left	Specify laminate color number.
	• Open Line laminate	+\$111 plus cost of laminate	▶ See <i>Surface Material Reference Manual</i> .
	Case		
	• Low-Pressure Laminate (LPL) price group 1	No cost	Specify laminate color number.
	• High-Pressure Laminate (HPL) price group 1	Prices at right	Specify laminate color number.
	• High-Pressure Laminate (HPL) price group 2	See information at left	Specify laminate color number.
	• High-Pressure Laminate (HPL) price group 3	See information at left	Specify laminate color number.
	• Open Line laminate	+\$111 plus cost of laminate	▶ See <i>Surface Material Reference Manual</i> .
	Headset		
	• Low-Pressure Laminate (LPL) price group 1	No cost	Specify laminate color number.
	• High-Pressure Laminate (HPL) price group 1	Prices at right	Specify laminate color number.
• High-Pressure Laminate (HPL) price group 2	See information at left	Specify laminate color number.	
• High-Pressure Laminate (HPL) price group 3	See information at left	Specify laminate color number.	
• Open Line laminate	+\$111 plus cost of laminate	▶ See <i>Surface Material Reference Manual</i> .	
Worksurface Thickness	• 1 1/8" • 1 3/8" ✕10/26	No cost +\$173	Specify with 1 1/8" thickness. Specify with 1 3/8" thickness.
Pull	• Ledge • Handle • Contemporary • Jazz • Nile • Bar • Inset	No cost No cost No cost +\$ 28 per pull +\$ 39 per pull +\$ 41 per pull +\$ 43 per pull	Specify with ledge pull. Specify with handle pull. Specify with contemporary pull. Specify with jazz pull. Specify with nile pull. Specify with bar pull. Specify with inset pull.
Modesty Panel	• Full • Quarter height	No cost No cost	Specify with full panel. Specify with quarter height panel.
Counterweight	• No counterweight • With counterweight	-\$107 per counterweight No cost	Specify with no counterweight. Specify with counterweight.
Grommet Location	• No grommet • Left • Right • Center • Right and left • Right and center • Left and center • Right, left, and center	No cost +\$ 43 +\$ 43 +\$ 43 +\$ 86 +\$ 86 +\$ 86 +\$129	Specify with no grommet. Specify with left grommet. Specify with right grommet. Specify with center grommet. Specify with right and left grommet. Specify with right and center grommet. Specify with left and center grommet. Specify with right, left, and center grommet.
Keys	• Key plug • Master key plug	No cost +\$ 39 per lock	Specify with key plug. Specify with master key plug.

Tip: The 1 3/8" worksurface thickness option will be called October 18, 2026.

Tip: Grain direction of modesty panel runs horizontally. Grain direction of pedestals runs vertically.

Tip: 72"W or greater desk shells cannot receive center grommet due to required center support.

▶ **Specification Information, on next page**

 **For Canadian Pricing**
Multiply U.S. Price by the Canadian price factor.
▶ See page 1 for details.

✕10/26 = Last order entry
October 18, 2026

► Options, on previous page

Specification Information

• Dimensions			• Style Number	Modular Depth	• U.S. Base Prices		
Modular Width	Parametric Width	Height			18 ⁷ / ₈ "	24"	30"
				Parametric Depth	N.A.	18 ⁵ / ₁₆ "	24 ¹ / ₁₆ "
						-24"	-30"

Desk Shell with Two Full Depth or Clear-Access End Panels

Low-Pressure Laminate Case

Tip: Pricing includes Low-Pressure Laminate top. For High-Pressure Laminate top pricing, refer to SmartTools.

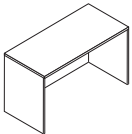
36"	N.A.	28 ⁷ / ₁₆ "	CRDSSL	\$676	\$ 720	\$ 770
42"	36 ¹ / ₁₆ "-42"	28 ⁷ / ₁₆ "	CRDSSL	\$708	\$ 753	\$ 799
48"	42 ¹ / ₁₆ "-48"	28 ⁷ / ₁₆ "	CRDSSL	\$741	\$ 788	\$ 838
54"	48 ¹ / ₁₆ "-54"	28 ⁷ / ₁₆ "	CRDSSL	\$766	\$ 814	\$ 864
60"	54 ¹ / ₁₆ "-60"	28 ⁷ / ₁₆ "	CRDSSL	\$774	\$ 824	\$ 871
66"	60 ¹ / ₁₆ "-66"	28 ⁷ / ₁₆ "	CRDSSL	\$812	\$ 864	\$ 909
72"	66 ¹ / ₁₆ "-72"	28 ⁷ / ₁₆ "	CRDSSL	\$839	\$ 894	\$ 945
84"	72 ¹ / ₁₆ "-84"	28 ⁷ / ₁₆ "	CRDSSL	N.A.	\$1257	\$1330
96"	84 ¹ / ₁₆ "-96"	28 ⁷ / ₁₆ "	CRDSSL	N.A.	\$1496	\$1583

High-Pressure Laminate Case

Tip: Pricing includes Low-Pressure Laminate top. For High-Pressure Laminate top pricing, refer to SmartTools.

36"	N.A.	28 ⁷ / ₁₆ "	CRDSSL	\$742	\$ 791	\$ 849
42"	36 ¹ / ₁₆ "-42"	28 ⁷ / ₁₆ "	CRDSSL	\$778	\$ 831	\$ 880
48"	42 ¹ / ₁₆ "-48"	28 ⁷ / ₁₆ "	CRDSSL	\$813	\$ 868	\$ 922
54"	48 ¹ / ₁₆ "-54"	28 ⁷ / ₁₆ "	CRDSSL	\$841	\$ 897	\$ 951
60"	54 ¹ / ₁₆ "-60"	28 ⁷ / ₁₆ "	CRDSSL	\$850	\$ 907	\$ 959
66"	60 ¹ / ₁₆ "-66"	28 ⁷ / ₁₆ "	CRDSSL	\$891	\$ 951	\$1000
72"	66 ¹ / ₁₆ "-72"	28 ⁷ / ₁₆ "	CRDSSL	\$921	\$ 984	\$1038
84"	72 ¹ / ₁₆ "-84"	28 ⁷ / ₁₆ "	CRDSSL	N.A.	\$1384	\$1460
96"	84 ¹ / ₁₆ "-96"	28 ⁷ / ₁₆ "	CRDSSL	N.A.	\$1645	\$1738

► Specification Information, continued on next page



For Canadian Pricing

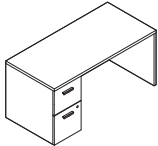
Multiply U.S. Price by the Canadian price factor.

► See page 1 for details.

► **Specification Information, continued from previous page**

Specification Information					U.S. Base Prices	
Dimensions Modular Width	Parametric Width	Height	Style Number	Modular Depth Parametric Depth	24"	30"
					N.A.	24"-30"

Single Pedestal Desk



Pedestal Left, Low-Pressure Laminate Case and Headset

Tip: Pricing includes Low-Pressure Laminate top. For High-Pressure Laminate top pricing, refer to SmartTools.

60"	N.A.	28 ⁷ / ₁₆ "	CRDSKSPL	\$1833	\$1924
66"	60 ¹ / ₁₆ "-66"	28 ⁷ / ₁₆ "	CRDSKSPL	\$1935	\$2031
72"	66 ¹ / ₁₆ "-72"	28 ⁷ / ₁₆ "	CRDSKSPL	\$2034	\$2136

Pedestal Left, Low-Pressure Laminate Case and High-Pressure Laminate Headset

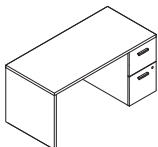
Tip: Pricing includes Low-Pressure Laminate top. For High-Pressure Laminate top pricing, refer to SmartTools.

60"	N.A.	28 ⁷ / ₁₆ "	CRDSKSPL	\$1918	\$2014
66"	60 ¹ / ₁₆ "-66"	28 ⁷ / ₁₆ "	CRDSKSPL	\$2026	\$2124
72"	66 ¹ / ₁₆ "-72"	28 ⁷ / ₁₆ "	CRDSKSPL	\$2129	\$2236

Pedestal Left, High-Pressure Laminate Case and Headset

Tip: Pricing includes Low-Pressure Laminate top. For High-Pressure Laminate top pricing, refer to SmartTools.

60"	N.A.	28 ⁷ / ₁₆ "	CRDSKSPL	\$2054	\$2157
66"	60 ¹ / ₁₆ "-66"	28 ⁷ / ₁₆ "	CRDSKSPL	\$2171	\$2276
72"	66 ¹ / ₁₆ "-72"	28 ⁷ / ₁₆ "	CRDSKSPL	\$2282	\$2395



Pedestal Right, Low-Pressure Laminate Case and Headset

Tip: Pricing includes Low-Pressure Laminate top. For High-Pressure Laminate top pricing, refer to SmartTools.

60"	N.A.	28 ⁷ / ₁₆ "	CRDSKSPR	\$1833	\$1924
66"	60 ¹ / ₁₆ "-66"	28 ⁷ / ₁₆ "	CRDSKSPR	\$1935	\$2031
72"	66 ¹ / ₁₆ "-72"	28 ⁷ / ₁₆ "	CRDSKSPR	\$2034	\$2136

Pedestal Right, Low-Pressure Laminate Case and High-Pressure Laminate Headset

Tip: Pricing includes Low-Pressure Laminate top. For High-Pressure Laminate top pricing, refer to SmartTools.

60"	N.A.	28 ⁷ / ₁₆ "	CRDSKSPR	\$1918	\$2014
66"	60 ¹ / ₁₆ "-66"	28 ⁷ / ₁₆ "	CRDSKSPR	\$2026	\$2124
72"	66 ¹ / ₁₆ "-72"	28 ⁷ / ₁₆ "	CRDSKSPR	\$2129	\$2236

Pedestal Right, High-Pressure Laminate Case and Headset

Tip: Pricing includes Low-Pressure Laminate top. For High-Pressure Laminate top pricing, refer to SmartTools.

60"	N.A.	28 ⁷ / ₁₆ "	CRDSKSPR	\$2054	\$2157
66"	60 ¹ / ₁₆ "-66"	28 ⁷ / ₁₆ "	CRDSKSPR	\$2171	\$2276
72"	66 ¹ / ₁₆ "-72"	28 ⁷ / ₁₆ "	CRDSKSPR	\$2282	\$2395

► **Specification Information, continued on next page**



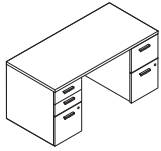
For Canadian Pricing

Multiply U.S. Price by the Canadian price factor.

► See page 1 for details.

► **Specification Information, continued from previous page**

Specification Information						U.S. Base Prices	
Dimensions			Style Number	Modular Depth	U.S. Base Prices		
Modular Width	Parametric Width	Height		Parametric Depth	24"	30"	
					N.A.	24"-30"	



Dual Pedestal Desk

Low-Pressure Laminate Case and Headset

Tip: Pricing includes Low-Pressure Laminate top. For High-Pressure Laminate top pricing, refer to SmartTools.

60"	N.A.	28 ⁷ / ₁₆ "	CRDSKDP	\$2491	\$2610
66"	60 ¹ / ₁₆ "-66"	28 ⁷ / ₁₆ "	CRDSKDP	\$2617	\$2743
72"	66 ¹ / ₁₆ "-72"	28 ⁷ / ₁₆ "	CRDSKDP	\$2739	\$2872

Low-Pressure Laminate Case and High-Pressure Laminate Headset

Tip: Pricing includes Low-Pressure Laminate top. For High-Pressure Laminate top pricing, refer to SmartTools.

60"	N.A.	28 ⁷ / ₁₆ "	CRDSKDP	\$2604	\$2728
66"	60 ¹ / ₁₆ "-66"	28 ⁷ / ₁₆ "	CRDSKDP	\$2735	\$2866
72"	66 ¹ / ₁₆ "-72"	28 ⁷ / ₁₆ "	CRDSKDP	\$2863	\$3004

High-Pressure Laminate Case and Headset

Tip: Pricing includes Low-Pressure Laminate top. For High-Pressure Laminate top pricing, refer to SmartTools.

60"	N.A.	28 ⁷ / ₁₆ "	CRDSKDP	\$2782	\$2916
66"	60 ¹ / ₁₆ "-66"	28 ⁷ / ₁₆ "	CRDSKDP	\$2923	\$3064
72"	66 ¹ / ₁₆ "-72"	28 ⁷ / ₁₆ "	CRDSKDP	\$3061	\$3215

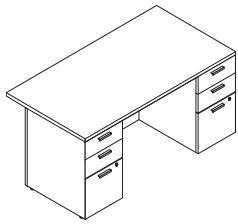


For Canadian Pricing

Multiply U.S. Price by the Canadian price factor.

► See page 1 for details.

Desk Shells and Desks with 6" Overhang



Tip: The actual thickness between Low-Pressure Laminate (LPL) and High-Pressure Laminate (HPL) worksurfaces is slightly different. It is recommended that only worksurfaces of the same type are specified in a given application. In addition, there may be sheen or texture differences when using LPL and HPL in adjacent applications.

Tip: 36"D desks have a 6" overhang on the visitor side. Pedestals and end panels are 30"D.

Tip: Grain direction of modesty panel runs horizontally. Grain direction of pedestals runs vertically.

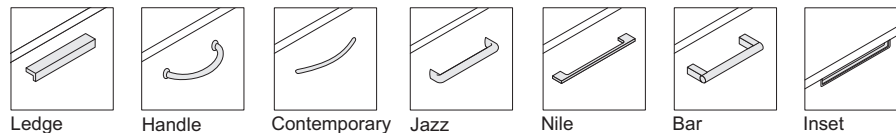
Tip: Lock for the box/box/file configuration does not lock the top box drawer.

Tip: Full depth end panels are required for any stand alone desk shell. When one or more clear-access end panels are used, the desk shell must be attached to an adjoining worksurface(s).

Standard Includes	Required to Specify
<p>▶ Need help? Product details, page 66</p> <ul style="list-style-type: none"> • Desk and desk shells with pedestal, if specified: <ul style="list-style-type: none"> – Low-Pressure Laminate case with matching or contrasting Low-Pressure Laminate headset – Low-Pressure Laminate case with High-Pressure Laminate headset, if selected – High-Pressure Laminate case with matching or contrasting High-Pressure Laminate headset, if selected • 1 1/8" thick top: <ul style="list-style-type: none"> – Low-Pressure Laminate price group 1 – High-Pressure Laminate price group 1, if selected • 3 mm edgeband on user's side: plastic price group 1 • 1 mm edgeband on sides and back: plastic price group 1 • Finished back • Modesty panel, full height • Bore and dowel drawer construction: black • One fastened plastic filing system per file drawer: black only • Full extension, heavy-duty ball bearing drawer suspensions • Lock plug • Two counterweights on desks • 1 1/4" adjustable leveling glides • Desk shells shipped ready to assemble • Desk with pedestal(s) shipped fully assembled • One pencil tray is included in units with a box drawer 	<ol style="list-style-type: none"> 1 Style number 2 Worksurface size type (see below under Required Selections) 3 Depth (see below under Required Selections) 4 Width (see below under Required Selections) 5 Low-Pressure Laminate or High-Pressure Laminate color number for worksurface 6 Plastic color number for all edges on laminate worksurface 7 Low-Pressure Laminate or High-Pressure Laminate color number for case 8 Low-Pressure Laminate or High-Pressure Laminate color number for headset 9 Pulls, if selected (see below under Required Selections) 10 Right and left support pedestals, if selected (see below under Required Selections) 11 Options, if selected (see below) <ul style="list-style-type: none"> ▶ See <i>Surface Materials</i>, page 344. <i>Tip: Remember to specify lock cylinder and key.</i> ▶ See <i>Lock Cylinders</i>, page 364

	Required Selections	U.S. Price	Required to Specify
Worksurface Size Type	<ul style="list-style-type: none"> • Modular • Parametric 	Prices at right Prices at right	Specify <i>with modular</i> . Specify <i>with parametric</i> .
Depth	<ul style="list-style-type: none"> • 36"D • 42"D 	Prices at right Prices at right	Specify 36" depth. Specify 42" depth.
Width	<ul style="list-style-type: none"> • 66"W • 72"W • 84"W • 96"W 	Prices at right Prices at right Prices at right Prices at right	Specify 66" width. Specify 72" width. Specify 84" width. Specify 96" width.
Support—Right	<ul style="list-style-type: none"> • Box/box/file pedestal • File/file pedestal • Full depth end panel • Open/box/file pedestal 	Prices at right Prices at right Prices at right Prices at right	Specify <i>with box/box/file pedestal</i> . Specify <i>with file/file pedestal</i> . Specify <i>with full depth end panel</i> . Specify <i>with open/box/file pedestal</i> .
Support—Left	<ul style="list-style-type: none"> • Box/box/file pedestal • File/file pedestal • Full depth end panel • Open/box/file pedestal 	Prices at right Prices at right Prices at right Prices at right	Specify <i>with box/box/file pedestal</i> . Specify <i>with file/file pedestal</i> . Specify <i>with full depth end panel</i> . Specify <i>with open/box/file pedestal</i> .

Pull Shape



 **For Canadian Pricing**
 Multiply U.S. Price by the Canadian price factor.
 ▶ See page 1 for details.

For laminate price group 2 and higher pricing, please refer to the electronic catalog or SmartTools.

	Options	U.S. Price	Required to Specify
Surface Materials	Top		
	• Low-Pressure Laminate (LPL) price group 1	No cost	Specify laminate color number.
	• High-Pressure Laminate (HPL) price group 1	Prices at right	Specify laminate color number.
	• High-Pressure Laminate (HPL) price group 2	See information at left	Specify laminate color number.
	• High-Pressure Laminate (HPL) price group 3	See information at left	Specify laminate color number.
	• Open Line laminate	+\$111 plus cost of laminate	▶ See <i>Surface Material Reference Manual</i> .
	Case		
	• Low-Pressure Laminate (LPL) price group 1	No cost	Specify laminate color number.
	• High-Pressure Laminate (HPL) price group 1	Prices at right	Specify laminate color number.
	• High-Pressure Laminate (HPL) price group 2	See information at left	Specify laminate color number.
	• High-Pressure Laminate (HPL) price group 3	See information at left	Specify laminate color number.
	• Open Line laminate	+\$111 plus cost of laminate	▶ See <i>Surface Material Reference Manual</i> .
	Headset		
	• Low-Pressure Laminate (LPL) price group 1	No cost	Specify laminate color number.
	• High-Pressure Laminate (HPL) price group 1	Prices at right	Specify laminate color number.
• High-Pressure Laminate (HPL) price group 2	See information at left	Specify laminate color number.	
• High-Pressure Laminate (HPL) price group 3	See information at left	Specify laminate color number.	
• Open Line laminate	+\$111 plus cost of laminate	▶ See <i>Surface Material Reference Manual</i> .	
Worksurface Thickness	• 1 ³ / ₈ " • 1 ³ / ₈ " ✕10/26	No cost +\$173	Specify with 1 ¹ / ₈ " thickness. Specify with 1 ³ / ₈ " thickness.
Pull	• Ledge • Handle • Contemporary • Jazz • Nile • Bar • Inset	No cost No cost No cost +\$ 28 per pull +\$ 39 per pull +\$ 41 per pull +\$ 43 per pull	Specify with ledge pull. Specify with handle pull. Specify with contemporary pull. Specify with jazz pull. Specify with nile pull. Specify with bar pull. Specify with inset pull.
Counterweight	• No counterweight • With counterweight	-\$214 No cost	Specify with no counterweight. Specify with counterweight.
Grommet Location	• No grommet • Left • Right • Center • Right and left • Right and center • Left and center • Right, left, and center	No cost +\$ 43 +\$ 43 +\$ 43 +\$ 86 +\$ 86 +\$ 86 +\$129	Specify with no grommet. Specify with left grommet. Specify with right grommet. Specify with center grommet. Specify with right and left grommet. Specify with right and center grommet. Specify with left and center grommet. Specify with right, left, and center grommet.
Keys	• Key plug • Master key plug	No cost +\$ 39 per lock	Specify with key plug. Specify with master key plug.

▶ **Specification Information, on next page**

Tip: The 1³/₈" worksurface thickness option will be called October 18, 2026.

Tip: 72"W or greater desk shells cannot receive center grommet due to required center support.

 **For Canadian Pricing**
Multiply U.S. Price by the Canadian price factor.
▶ See page 1 for details.

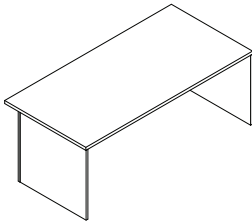
✕10/26 = Last order entry
October 18, 2026

Desk Shells and Desks with 6" Overhang, continued

► Options, on previous page

Specification Information

• Dimensions				• Style • Number	• U.S. Base Prices	
• Modular • Depth	• Modular • Width	• Parametric • Width	• Height		• LPL • Case	• HPL • Case



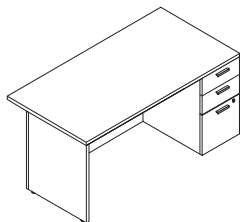
Desk Shell with 6" Overhang

Tip: Pricing includes Low-Pressure Laminate top. For High-Pressure Laminate top pricing, refer to SmartTools.

36"	36"	36"	28 ⁷ / ₁₆ "	CRDSHLO	\$ 931	\$1024
36"	42"	36 ¹ / ₁₆ "–42"	28 ⁷ / ₁₆ "	CRDSHLO	\$ 962	\$1058
36"	48"	42 ¹ / ₁₆ "–48"	28 ⁷ / ₁₆ "	CRDSHLO	\$ 995	\$1094
36"	54"	48 ¹ / ₁₆ "–54"	28 ⁷ / ₁₆ "	CRDSHLO	\$1027	\$1128
36"	60"	54 ¹ / ₁₆ "–60"	28 ⁷ / ₁₆ "	CRDSHLO	\$1032	\$1134
36"	66"	60 ¹ / ₁₆ "–66"	28 ⁷ / ₁₆ "	CRDSHLO	\$1071	\$1178
36"	72"	66 ¹ / ₁₆ "–72"	28 ⁷ / ₁₆ "	CRDSHLO	\$1173	\$1290
36"	84"	72 ¹ / ₁₆ "–84"	28 ⁷ / ₁₆ "	CRDSHLO	\$1489	\$1637
36"	96"	84 ¹ / ₁₆ "–96"	28 ⁷ / ₁₆ "	CRDSHLO	\$1741	\$1914

Specification Information

• Dimensions				• Style • Number	• U.S. Base Prices		
• Modular • Depth	• Modular • Width	• Parametric • Width	• Height		• LPL Case • LPL • Headset	• HPL • Headset	• HPL Case • HPL • Headset



Desk—Single Pedestal, Right-Hand, 6" Overhang

Tip: Pricing includes Low-Pressure Laminate top. For High-Pressure Laminate top pricing, refer to SmartTools.

36"	60"	60"	28 ⁷ / ₁₆ "	CRDSKOSPR	\$2107	\$2200	\$2348
36"	66"	60 ¹ / ₁₆ "–66"	28 ⁷ / ₁₆ "	CRDSKOSPR	\$2226	\$2325	\$2485
36"	72"	66 ¹ / ₁₆ "–72"	28 ⁷ / ₁₆ "	CRDSKOSPR	\$2342	\$2447	\$2614

► Specification Information, continued on next page



For Canadian Pricing

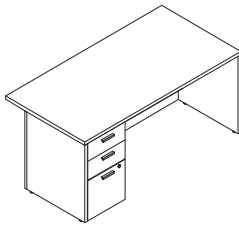
Multiply U.S. Price by the Canadian price factor.

► See page 1 for details.

► **Specification Information, continued from previous page**

Specification Information

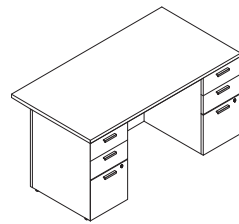
Dimensions				Style Number	U.S. Base Prices		
Modular Depth	Modular Width	Parametric Width	Height		LPL Case with Headset	LPL Case with HPL Headset	HPL Case with Headset



Desk—Single Pedestal, Left-Hand, 6" Overhang

Tip: Pricing includes Low-Pressure Laminate top. For High-Pressure Laminate top pricing, refer to SmartTools.

36"	60"	60"	28 ⁷ / ₁₆ "	CRDSKOSPL	\$2108	\$2201	\$2350
36"	66"	60 ¹ / ₁₆ "–66"	28 ⁷ / ₁₆ "	CRDSKOSPL	\$2227	\$2326	\$2485
36"	72"	66 ¹ / ₁₆ "–72"	28 ⁷ / ₁₆ "	CRDSKOSPL	\$2343	\$2447	\$2615



Desk—Dual Pedestal, 6" Overhang

Tip: Pricing includes Low-Pressure Laminate top. For High-Pressure Laminate top pricing, refer to SmartTools.

36"	60"	60"	28 ⁷ / ₁₆ "	CRDSKODP	\$2691	\$2813	\$3008
36"	66"	60 ¹ / ₁₆ "–66"	28 ⁷ / ₁₆ "	CRDSKODP	\$2848	\$2978	\$3186
36"	72"	66 ¹ / ₁₆ "–72"	28 ⁷ / ₁₆ "	CRDSKODP	\$2999	\$3135	\$3354

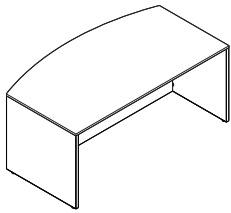


For Canadian Pricing

Multiply U.S. Price by the
Canadian price factor.

► See page 1 for details.

Bow Front Desk Shells and Desks with Pedestals



Tip: The actual thickness between Low-Pressure Laminate (LPL) and High-Pressure Laminate (HPL) worksurfaces is slightly different. It is recommended that only worksurfaces of the same type are specified in a given application. In addition, there may be sheen or texture differences when using LPL and HPL in adjacent applications.

► Need help?
Product details,
page 60

Standard Includes

- Desk and desk shells with pedestal, if specified:
 - Low-Pressure Laminate case with matching or contrasting Low-Pressure Laminate headset
 - Low-Pressure Laminate case with High-Pressure Laminate headset, if selected
 - High-Pressure Laminate case with matching or contrasting High-Pressure Laminate headset, if selected
- 1 1/8" thick top
 - Low-Pressure Laminate price group 1
 - High-Pressure Laminate price group 1, if selected
- 3 mm edgeband on user's side: plastic group 1
- 1 mm edgeband on sides and back: plastic price group 1
- Finished back
- Modesty panel, full height
- Bore and dowel drawer construction: black
- One fastened plastic filing system per file drawer: black only
- Full extension, heavy-duty ball bearing drawer suspensions
- Lock plug
- Counterweight, if desk with single pedestal selected
- Two counterweights, if desk with double pedestal selected
- 1 1/4" adjustable leveling glides
- Desk shells shipped ready to assemble
- Desk with pedestal(s) shipped fully assembled
- One pencil tray is included in units with a box drawer

Required to Specify

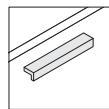
- 1 Style number
- 2 Worksurface size type (see below under Required Selections)
- 3 Depth (see below under Required Selections)
- 4 Width (see below under Required Selections)
- 5 Low-Pressure Laminate or High-Pressure Laminate color number for worksurface
- 6 Plastic color number for all edges on laminate worksurface
- 7 Low-Pressure Laminate or High-Pressure Laminate color number for case
- 8 Low-Pressure Laminate or High-Pressure Laminate color number for headset
- 9 Pulls, if selected (see below under Required Selections)
- 10 Right and left support pedestals, if selected (see below under Required Selections)
- 11 Options, if selected (see below)
 - See *Surface Materials*, page 344.

Tip: Depth is planning depth of worksurface, peak of bow to user edge.

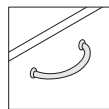
Tip: Lock for the box/box/file configuration does not lock the top box drawer.

	Required Selections	U.S. Price	Required to Specify
Worksurface Size Type	<ul style="list-style-type: none"> • Modular • Parametric 	Prices at right Prices at right	Specify <i>with modular</i> . Specify <i>with parametric</i> .
Depth	<ul style="list-style-type: none"> • 36"D • 42"D 	Prices at right Prices at right	Specify 36" depth. Specify 42" depth.
Width	<ul style="list-style-type: none"> • 66"W • 72"W • 84"W • 96"W 	Prices at right Prices at right Prices at right Prices at right	Specify 66" width. Specify 72" width. Specify 84" width. Specify 96" width.
Support—Right	<ul style="list-style-type: none"> • Box/box/file pedestal • File/file pedestal • Full depth end panel • Open/box/file pedestal 	Prices at right Prices at right Prices at right Prices at right	Specify <i>with box/box/file pedestal</i> . Specify <i>with file/file pedestal</i> . Specify <i>with full depth end panel</i> . Specify <i>with open/box/file pedestal</i> .
Support—Left	<ul style="list-style-type: none"> • Box/box/file pedestal • File/file pedestal • Full depth end panel • Open/box/file pedestal 	Prices at right Prices at right Prices at right Prices at right	Specify <i>with box/box/file pedestal</i> . Specify <i>with file/file pedestal</i> . Specify <i>with full depth end panel</i> . Specify <i>with open/box/file pedestal</i> .

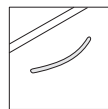
Pull Shape



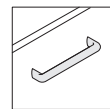
Ledge



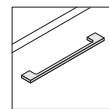
Handle



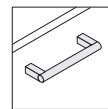
Contemporary



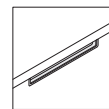
Jazz



Nile



Bar



Inset



For Canadian Pricing

Multiply U.S. Price by the Canadian price factor.

► See page 1 for details.

For laminate price group 2 and higher pricing, please refer to the electronic catalog or SmartTools.

	Options	U.S. Price	Required to Specify
Surface Materials	Top		
	• Low-Pressure Laminate (LPL) price group 1	No cost	Specify laminate color number.
	• High-Pressure Laminate (HPL) price group 1	Prices at right	Specify laminate color number.
	• High-Pressure Laminate (HPL) price group 2	See information at left	Specify laminate color number.
	• High-Pressure Laminate (HPL) price group 3	See information at left	Specify laminate color number.
	• Open Line laminate	+\$111 plus cost of laminate	▶ See <i>Surface Material Reference Manual</i> .
	Case		
	• Low-Pressure Laminate (LPL) price group 1	No cost	Specify laminate color number.
	• High-Pressure Laminate (HPL) price group 1	Prices at right	Specify laminate color number.
	• High-Pressure Laminate (HPL) price group 2	See information at left	Specify laminate color number.
	• High-Pressure Laminate (HPL) price group 3	See information at left	Specify laminate color number.
	• Open Line laminate	+\$111 plus cost of laminate	▶ See <i>Surface Material Reference Manual</i> .
	Headset		
	• Low-Pressure Laminate (LPL) price group 1	No cost	Specify laminate color number.
	• High-Pressure Laminate (HPL) price group 1	Prices at right	Specify laminate color number.
• High-Pressure Laminate (HPL) price group 2	See information at left	Specify laminate color number.	
• High-Pressure Laminate (HPL) price group 3	See information at left	Specify laminate color number.	
• Open Line laminate	+\$111 plus cost of laminate	▶ See <i>Surface Material Reference Manual</i> .	
Worksurface Thickness	• 1 ¹ / ₈ " • 1 ³ / ₈ " ✕10/26	No cost +\$173	Specify with 1 ¹ / ₈ " thickness. Specify with 1 ³ / ₈ " thickness.
Pull	• Ledge • Handle • Contemporary • Jazz • Nile • Bar • Inset	No cost No cost No cost +\$ 28 per pull +\$ 39 per pull +\$ 41 per pull +\$ 43 per pull	Specify with ledge pull. Specify with handle pull. Specify with contemporary pull. Specify with jazz pull. Specify with nile pull. Specify with bar pull. Specify with inset pull.
Counterweight	• No counterweight • With counterweight	-\$ 107 per counterweight No cost	Specify with no counterweight. Specify with counterweight.
Grommet Location	• No grommet • Left • Right • Center • Right and left • Right and center • Left and center • Right, left, and center	No cost +\$ 43 +\$ 43 +\$ 43 +\$ 86 +\$ 86 +\$ 86 +\$129	Specify with no grommet. Specify with left grommet. Specify with right grommet. Specify with center grommet. Specify with right and left grommet. Specify with right and center grommet. Specify with left and center grommet. Specify with right, left, and center grommet.
Keys	• Key plug • Master key plug	No cost +\$ 39 per lock	Specify with key plug. Specify with master key plug.

Tip: The 1³/₈" worksurface thickness option will be culled October 18, 2026.

Tip: Counterweight type and quantity varies depending on storage configuration. Please refer to the electronic catalog or SmartTools.

Tip: 72"W or greater desk shells cannot receive center grommet due to center support.

▶ **Specification Information, on next page**

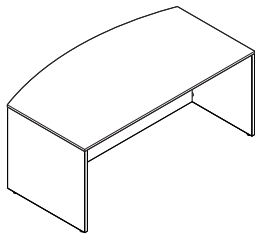

For Canadian Pricing
Multiply U.S. Price by the Canadian price factor.
▶ See page 1 for details.

✕10/26 = Last order entry
October 18, 2026

► Options, on previous page

Specification Information

• Dimensions				• Style Number	• U.S. Base Prices	
• Modular Depth	• Modular Width	• Parametric Width	• Modular Height		• LPL Case	• HPL Case

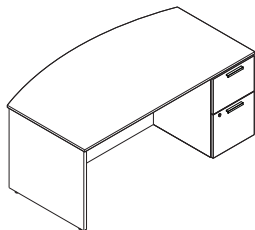


Bow-Front Desk Shells

36"	66"	66"	28 ⁷ / ₁₆ "	CRDSHLB	\$ 983	\$1080
36"	72"	66 ¹ / ₁₆ "-72"	28 ⁷ / ₁₆ "	CRDSHLB	\$1019	\$1119
36"	84"	72 ¹ / ₁₆ "-84"	28 ⁷ / ₁₆ "	CRDSHLB	\$1409	\$1548
36"	96"	84 ¹ / ₁₆ "-96"	28 ⁷ / ₁₆ "	CRDSHLB	\$1667	\$1832
42"	66"	66"	28 ⁷ / ₁₆ "	CRDSHLB	\$1147	\$1261
42"	72"	66 ¹ / ₁₆ "-72"	28 ⁷ / ₁₆ "	CRDSHLB	\$1251	\$1374
42"	84"	72 ¹ / ₁₆ "-84"	28 ⁷ / ₁₆ "	CRDSHLB	\$1571	\$1726
42"	96"	84 ¹ / ₁₆ "-96"	28 ⁷ / ₁₆ "	CRDSHLB	\$1827	\$2007

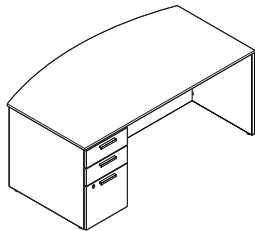
Specification Information

• Dimensions				• Style Number	• U.S. Base Prices		
• Modular Depth	• Modular Width	• Parametric Width	• Modular Height		• LPL Case with Headset	• LPL Case with HPL Headset	• HPL Case with HPL Headset



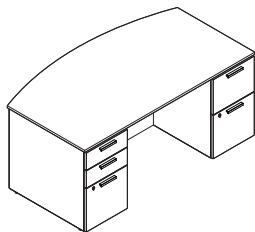
Bow-Front Desks—Single Pedestal, Right-Hand

36"	66"	66"	28 ⁷ / ₁₆ "	CRDSKBSPR	\$2091	\$2188	\$2345
36"	72"	66 ¹ / ₁₆ "-72"	28 ⁷ / ₁₆ "	CRDSKBSPR	\$2196	\$2298	\$2464
42"	66"	66"	28 ⁷ / ₁₆ "	CRDSKBSPR	\$2181	\$2283	\$2447
42"	72"	66 ¹ / ₁₆ "-72"	28 ⁷ / ₁₆ "	CRDSKBSPR	\$2296	\$2405	\$2577



Bow-Front Desks—Single Pedestal, Left-Hand

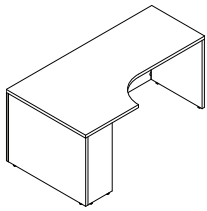
36"	66"	66"	28 ⁷ / ₁₆ "	CRDSKBSPL	\$2091	\$2188	\$2345
36"	72"	66 ¹ / ₁₆ "-72"	28 ⁷ / ₁₆ "	CRDSKBSPL	\$2196	\$2298	\$2464
42"	66"	66"	28 ⁷ / ₁₆ "	CRDSKBSPL	\$2181	\$2283	\$2447
42"	72"	66 ¹ / ₁₆ "-72"	28 ⁷ / ₁₆ "	CRDSKBSPL	\$2296	\$2405	\$2577



Bow-Front Desks—Double Pedestal

36"	66"	66"	28 ⁷ / ₁₆ "	CRDSKBDP	\$2803	\$2930	\$3134
36"	72"	66 ¹ / ₁₆ "-72"	28 ⁷ / ₁₆ "	CRDSKBDP	\$2932	\$3065	\$3279
42"	66"	66"	28 ⁷ / ₁₆ "	CRDSKBDP	\$2908	\$3041	\$3253
42"	72"	66 ¹ / ₁₆ "-72"	28 ⁷ / ₁₆ "	CRDSKBDP	\$3058	\$3199	\$3422

Extended Curved Corner Desk Shells



Right-Hand Unit

► Need help?
Product details,
page 62

Standard Includes

- 1 1/8" thick worksurface: Low-Pressure Laminate
- Desk shell with full-height modesty panel and one full-depth and one clear-access end panel
 - Low-Pressure Laminate case with matching or contrasting Low-Pressure Laminate top
 - Low-Pressure Laminate case with High-Pressure Laminate top, if selected
 - High-Pressure Laminate case with matching or contrasting High-Pressure Laminate top, if selected
- 3 mm radius profile edge on user's side: plastic
- 1 mm side and back edges: plastic default to match user's side
- 1 1/4" adjustable leveling glides
- Shipped ready to assemble

Required to Specify

- 1 Style number
 - 2 Depth (see below under Required Selections)
 - 3 Width (see below under Required Selections)
 - 4 Low-Pressure Laminate or High-Pressure Laminate color number for worksurface
 - 5 Plastic color number for all edges on laminate worksurface
 - 6 Low-Pressure Laminate or High-Pressure Laminate color number for case
 - 7 Right and left end panels, if selected (see below under Required Selections)
 - 8 Options, if selected (see below)
- See *Surface Materials*, page 344.

	Required Selections	U.S. Price	Required to Specify
Depth Left	• 24"D	Prices at right	Specify 24" depth left.
Depth Right	• 24"D	Prices at right	Specify 24" depth right.
Width Right	• 36"W • 48"W • 66"W • 72"W	Prices at right Prices at right Prices at right Prices at right	Specify 36" width right. Specify 48" width right. Specify 66" width right. Specify 72" width right.
Width Left	• 36"W • 48"W • 66"W • 72"W	Prices at right Prices at right Prices at right Prices at right	Specify 36" width left. Specify 48" width left. Specify 66" width left. Specify 72" width left.
Support Right	• Full depth end panel • Clear-access end panel	No cost No cost	Specify <i>with full depth end panel</i> . Specify <i>with clear-access end panel</i> .
Support Left	• Full depth end panel • Clear-access end panel	No cost No cost	Specify <i>with full depth end panel</i> . Specify <i>with clear-access end panel</i> .

Tip: Desks with a clear-access end panel cannot be freestanding.

For laminate price group 2 and higher pricing, please refer to the electronic catalog or SmartTools.

	Options	U.S. Price	Required to Specify
Surface Materials	Top		
	• Low-Pressure Laminate (LPL) price group 1 • High-Pressure Laminate (HPL) price group 1 • High-Pressure Laminate (HPL) price group 2 • High-Pressure Laminate (HPL) price group 3 • Open Line laminate	No cost +\$173 See information at left See information at left +\$111 plus cost of laminate	Specify laminate color number. Specify laminate color number. Specify laminate color number. Specify laminate color number. ► See <i>Surface Material Reference Manual</i> .
	Case		
	• Low-Pressure Laminate (LPL) price group 1 • High-Pressure Laminate (HPL) price group 1 • High-Pressure Laminate (HPL) price group 2 • High-Pressure Laminate (HPL) price group 3 • Open Line laminate	No cost Prices at right See information at left See information at left +\$111 plus cost of laminate	Specify laminate color number. Specify laminate color number. Specify laminate color number. Specify laminate color number. ► See <i>Surface Material Reference Manual</i> .

► Options, continued on next page



For Canadian Pricing
Multiply U.S. Price by the Canadian price factor.
► See page 1 for details.

► Options, continued from previous page

Options	U.S. Price	Required to Specify
Worksurface Thickness	• 1 1/8" • 1 3/8" ☒10/26	No cost +\$173
Modesty Panel	• Full • Quarter-height	No cost No cost
Grommet	• No grommet • Grommet	No cost +\$ 43

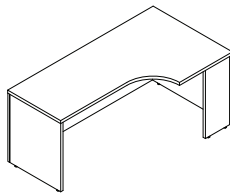
Tip: The 1 3/8" worksurface thickness option will be called October 18, 2026.

Tip: Grain direction of extended modesty panels runs horizontally. Grain direction of shorter modesty panel and end panels run vertically.

Tip: The quarter-height modesty panel is available only on the 66" or 72" side of desk shell.

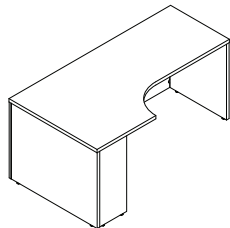
Specification Information

Dimensions					Style Number	U.S. Base Prices	
Depth Left	Depth Right	Width Left	Width Right	Modular Height		LPL Case	HPL Case
24"	24"	66"	36"	28 7/16"	CRDSKEL	\$1341	\$1569
24"	24"	66"	48"	28 7/16"	CRDSKEL	\$1421	\$1663
24"	24"	72"	36"	28 7/16"	CRDSKEL	\$1368	\$1600
24"	24"	72"	48"	28 7/16"	CRDSKEL	\$1464	\$1713



Desk—Extended Curved Corner, Left-Hand

24"	24"	66"	36"	28 7/16"	CRDSKEL	\$1341	\$1569
24"	24"	66"	48"	28 7/16"	CRDSKEL	\$1421	\$1663
24"	24"	72"	36"	28 7/16"	CRDSKEL	\$1368	\$1600
24"	24"	72"	48"	28 7/16"	CRDSKEL	\$1464	\$1713



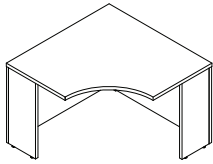
Desk—Extended Curved Corner, Right-Hand

24"	24"	36"	66"	28 7/16"	CRDSKER	\$1341	\$1569
24"	24"	48"	66"	28 7/16"	CRDSKER	\$1421	\$1663
24"	24"	36"	72"	28 7/16"	CRDSKER	\$1368	\$1600
24"	24"	48"	72"	28 7/16"	CRDSKER	\$1464	\$1713

 **For Canadian Pricing**
Multiply U.S. Price by the Canadian price factor.
► See page 1 for details.

☒10/26 = Last order entry
October 18, 2026

Curved Corner Desk Shells



Tip: Curved corner desk shell must be used in conjunction with returns or return shells; they are not freestanding.

For laminate price group 2 and higher pricing, please refer to the electronic catalog or SmartTools.

Tip: The 1³/₈" worksurface thickness option will be called October 18, 2026.

Standard Includes		Required to Specify
<ul style="list-style-type: none"> ▶ Need help? Product details, page 62 	<ul style="list-style-type: none"> • 1¹/₈" thick worksurface: Low-Pressure Laminate • Desk shell with full-height modesty panel and one full-depth and two clear-access end panels (corner) <ul style="list-style-type: none"> – Low-Pressure Laminate case with matching or contrasting Low-Pressure Laminate top – Low-Pressure Laminate case with High-Pressure Laminate top, if selected – High-Pressure Laminate case with matching or contrasting High-Pressure Laminate top, if selected • 3 mm radius profile edge on user's side: plastic • 1 mm side and back edges: plastic default to match user's side • Two clear-access end panels • Full modesty panel • 1¹/₄" adjustable leveling glides • Shipped ready to assemble 	<ol style="list-style-type: none"> 1 Style number 2 Low-Pressure Laminate or High-Pressure Laminate color number for worksurface 3 Plastic color number for all edges on laminate worksurface 4 Low-Pressure Laminate or High-Pressure Laminate color number for case 5 Options, if selected (see below) <p>▶ See <i>Surface Materials</i>, page 344.</p>

Options	U.S. Price	Required to Specify
Surface Materials Case <ul style="list-style-type: none"> • Low-Pressure Laminate (LPL) price group 1 • High-Pressure Laminate (HPL) price group 1 • High-Pressure Laminate (HPL) price group 2 • High-Pressure Laminate (HPL) price group 3 • Open Line laminate Top <ul style="list-style-type: none"> • Low-Pressure Laminate (LPL) price group 1 • High-Pressure Laminate (HPL) price group 1 • High-Pressure Laminate (HPL) price group 2 • High-Pressure Laminate (HPL) price group 3 • Open Line laminate 	<ul style="list-style-type: none"> No cost Price below See information at left See information at left +\$111 plus cost of laminate No cost +\$173 See information at left See information at left +\$111 plus cost of laminate 	<ul style="list-style-type: none"> Specify laminate color number. Specify laminate color number. Specify laminate color number. Specify laminate color number. ▶ See <i>Surface Material Reference Manual</i>. Specify laminate color number. Specify laminate color number. Specify laminate color number. Specify laminate color number. ▶ See <i>Surface Material Reference Manual</i>.
Worksurface Thickness <ul style="list-style-type: none"> • 1¹/₈" • 1³/₈" ✕10/26 	<ul style="list-style-type: none"> No cost +\$173 	<ul style="list-style-type: none"> Specify with 1¹/₈" thickness. Specify with 1³/₈" thickness.
Grommet <ul style="list-style-type: none"> • No grommet • Grommet 	<ul style="list-style-type: none"> No cost +\$ 43 	<ul style="list-style-type: none"> Specify with no grommet. Specify with grommet.

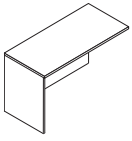
Specification Information					U.S. Base Prices				
• Dimensions					• Style Number	• LPL Case		• HPL Case	
Depth Left	Depth Right	Width Left	Width Right	Modular Height					
24"	24"	42"	42"	28 ⁷ / ₁₆ "	CRDSKCC	\$1075	\$1258		



For Canadian Pricing
 Multiply U.S. Price by the Canadian price factor.
 ▶ See page 1 for details.

✕10/26 = Last order entry
 October 18, 2026

Return Shells and Returns with Pedestals



Tip: The actual thickness between Low-Pressure Laminate (LPL) and High-Pressure Laminate (HPL) worksurfaces is slightly different. It is recommended that only worksurfaces of the same type are specified in a given application. In addition, there may be sheen or texture differences when using LPL and HPL in adjacent applications.

	Standard Includes	Required to Specify
<p>▶ Need help? Product details, page 58</p>	<ul style="list-style-type: none"> • 28⁷/₁₆"H return and return shells: <ul style="list-style-type: none"> – Low-Pressure Laminate case with matching or contrasting Low-Pressure Laminate headset – Low-Pressure Laminate case with High-Pressure Laminate headset, if selected – High-Pressure Laminate case with matching or contrasting High-Pressure Laminate headset, if selected • 1¹/₈" thick top: <ul style="list-style-type: none"> – Low-Pressure Laminate price group 1 – High-Pressure Laminate price group 1, if selected • 3 mm edgeband on user's side: plastic price group 1 • 1 mm edgeband on sides and back: plastic price group 1 • Finished back • Modesty panel, full or quarter height • Bore and dowel drawer construction: black • One fastened plastic filing system per file drawer: black only • Full extension, heavy-duty ball bearing drawer suspensions • Lock plug • Attachment hardware • 1¹/₄" adjustable leveling glides • Returns shipped fully assembled • Return shells shipped ready to assemble 	<ol style="list-style-type: none"> 1 Style number 2 Worksurface size type (see below under Required Selections) 3 Depth (see below under Required Selections) 4 Width (see below under Required Selections) 5 Low-Pressure Laminate or High-Pressure Laminate color number for worksurface 6 Plastic color number for all edges on laminate worksurface 7 Low-Pressure Laminate or High-Pressure Laminate color number for case 8 Low-Pressure Laminate or High-Pressure Laminate color number for headset 9 Pulls, if selected (see below under Required Selections) 10 Right and left support pedestals, if selected (see below under Required Selections) 11 Options, if selected (see below) <ul style="list-style-type: none"> ▶ See <i>Surface Materials</i>, page 344. <i>Tip: Remember to specify lock cylinder and key.</i> ▶ See <i>Lock Cylinders</i>, page 364

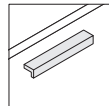
Tip: Return with one pedestal is not available in 18⁷/₈"D or 36"W.

Tip: Lock for the box/box/file configuration does not lock the top box drawer.

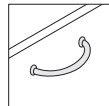
Tip: Specify either a left or right support pending style number. Left-hand styles will only prompt support-left. Right-hand styles will only prompt support-right.

	Required Selections	U.S. Price	Required to Specify
Worksurface Size Type	<ul style="list-style-type: none"> • Modular • Parametric 	Prices at right Prices at right	Specify with <i>modular</i> . Specify with <i>parametric</i> .
Depth	<ul style="list-style-type: none"> • 18⁷/₈"D • 24"D 	Prices at right Prices at right	Specify 18 ⁷ / ₈ " depth. Specify 24" depth.
Width	<ul style="list-style-type: none"> • 36"W • 42"W • 48"W 	Prices at right Prices at right Prices at right	Specify 36" width. Specify 42" width. Specify 48" width.
Support—Right	<ul style="list-style-type: none"> • Box/box/file pedestal • File/file pedestal • Full depth end panel • Open/box/file pedestal 	Prices at right Prices at right Prices at right Prices at right	Specify with <i>box/box/file pedestal</i> . Specify with <i>file/file pedestal</i> . Specify with <i>full depth end panel</i> . Specify with <i>open/box/file pedestal</i> .
Support—Left	<ul style="list-style-type: none"> • Box/box/file pedestal • File/file pedestal • Full depth end panel • Open/box/file pedestal 	Prices at right Prices at right Prices at right Prices at right	Specify with <i>box/box/file pedestal</i> . Specify with <i>file/file pedestal</i> . Specify with <i>full depth end panel</i> . Specify with <i>open/box/file pedestal</i> .

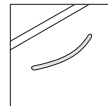
Pull Shape



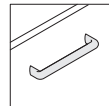
Ledge



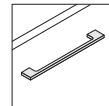
Handle



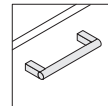
Contemporary



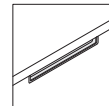
Jazz



Nile



Bar



Inset



For Canadian Pricing

Multiply U.S. Price by the Canadian price factor.

▶ See page 1 for details.

For laminate price group 2 and higher pricing, please refer to the electronic catalog or SmartTools.

	Options	U.S. Price	Required to Specify
Surface Materials	Top		
	• Low-Pressure Laminate (LPL) price group 1	No cost	Specify laminate color number.
	• High-Pressure Laminate (HPL) price group 1	Prices at right	Specify laminate color number.
	• High-Pressure Laminate (HPL) price group 2	See information at left	Specify laminate color number.
	• High-Pressure Laminate (HPL) price group 3	See information at left	Specify laminate color number.
	• Open Line laminate	+\$111 plus cost of laminate	▶ See <i>Surface Material Reference Manual</i> .
	Case		
	• Low-Pressure Laminate (LPL) price group 1	No cost	Specify laminate color number.
	• High-Pressure Laminate (HPL) price group 1	Prices at right	Specify laminate color number.
	• High-Pressure Laminate (HPL) price group 2	See information at left	Specify laminate color number.
	• High-Pressure Laminate (HPL) price group 3	See information at left	Specify laminate color number.
	• Open Line laminate	+\$111 plus cost of laminate	▶ See <i>Surface Material Reference Manual</i> .
	Headset		
	• Low-Pressure Laminate (LPL) price group 1	No cost	Specify laminate color number.
	• High-Pressure Laminate (HPL) price group 1	Prices at right	Specify laminate color number.
• High-Pressure Laminate (HPL) price group 2	See information at left	Specify laminate color number.	
• High-Pressure Laminate (HPL) price group 3	See information at left	Specify laminate color number.	
• Open Line laminate	+\$111 plus cost of laminate	▶ See <i>Surface Material Reference Manual</i> .	
Worksurface Thickness	• 1 ¹ / ₈ "	No cost	Specify with 1 ¹ / ₈ " thickness.
	• 1 ³ / ₈ " ✕10/26	+\$173	Specify with 1 ³ / ₈ " thickness.
Grommet Location	• No grommet	No cost	Specify with no grommet.
	• Left	+\$ 43	Specify with left grommet.
	• Right	+\$ 43	Specify with right grommet.
	• Center	+\$ 43	Specify with center grommet.
	• Right and left	+\$ 86	Specify with right and left grommet.
	• Right and center	+\$ 86	Specify with right and center grommet.
	• Left and center	+\$ 86	Specify with left and center grommet.
• Right, left, and center	+\$129	Specify with right, left, and center grommet.	
Pull	• Ledge	No cost	Specify with ledge pull.
	• Handle	No cost	Specify with handle pull.
	• Contemporary	No cost	Specify with contemporary pull.
	• Jazz	+\$ 28 per pull	Specify with jazz pull.
	• Nile	+\$ 39 per pull	Specify with nile pull.
	• Bar	+\$ 41 per pull	Specify with bar pull.
	• Inset	+\$ 43 per pull	Specify with inset pull.
Modesty Panel	• Full	No cost	Specify with full panel.
	• Quarter height	No cost	Specify with quarter height panel.
Keys	• Key plug	No cost	Specify with key plug.
	• Master key plug	+\$ 39 per lock	Specify with master key plug.

Tip: The 1³/₈" worksurface thickness option will be culled October 18, 2026.

Tip: Grain direction of modesty panel runs horizontally. Grain direction of pedestals runs vertically.

▶ **Specification Information, on next page**

 **For Canadian Pricing**
Multiply U.S. Price by the Canadian price factor.
▶ See page 1 for details.

✕10/26 = Last order entry
October 18, 2026

► Options, on previous page

Specification Information

				• U.S. Base Prices	
• Dimensions		• Style Number	• Modular Depth	18 ⁷ / ₈ "	24"
• Modular Width	• Parametric Width			• Height	N.A.

Return Shell with One Full Depth End Panel

Left Hand, Low-Pressure Laminate Case

Tip: Pricing includes Low-Pressure Laminate top. For High-Pressure Laminate top pricing, refer to SmartTools.

36"	N.A.	28 ⁷ / ₁₆ "	CRRTNL	\$608	\$640
42"	36 ¹ / ₁₆ "-42"	28 ⁷ / ₁₆ "	CRRTNL	\$628	\$659
48"	42 ¹ / ₁₆ "-48"	28 ⁷ / ₁₆ "	CRRTNL	\$684	\$720

Left Hand, High-Pressure Laminate Case

Tip: Pricing includes Low-Pressure Laminate top. For High-Pressure Laminate top pricing, refer to SmartTools.

36"	N.A.	28 ⁷ / ₁₆ "	CRRTNL	\$667	\$702
42"	36 ¹ / ₁₆ "-42"	28 ⁷ / ₁₆ "	CRRTNL	\$689	\$724
48"	42 ¹ / ₁₆ "-48"	28 ⁷ / ₁₆ "	CRRTNL	\$752	\$791

Right Hand, Low-Pressure Laminate Case

Tip: Pricing includes Low-Pressure Laminate top. For High-Pressure Laminate top pricing, refer to SmartTools.

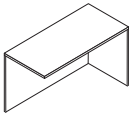
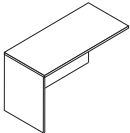
36"	N.A.	28 ⁷ / ₁₆ "	CRRTNR	\$608	\$640
42"	36 ¹ / ₁₆ "-42"	28 ⁷ / ₁₆ "	CRRTNR	\$628	\$659
48"	42 ¹ / ₁₆ "-48"	28 ⁷ / ₁₆ "	CRRTNR	\$684	\$720

Right Hand, High-Pressure Laminate Case

Tip: Pricing includes Low-Pressure Laminate top. For High-Pressure Laminate top pricing, refer to SmartTools.

36"	N.A.	28 ⁷ / ₁₆ "	CRRTNR	\$667	\$702
42"	36 ¹ / ₁₆ "-42"	28 ⁷ / ₁₆ "	CRRTNR	\$689	\$724
48"	42 ¹ / ₁₆ "-48"	28 ⁷ / ₁₆ "	CRRTNR	\$752	\$791

► Specification Information, continued on next page



For Canadian Pricing

Multiply U.S. Price by the Canadian price factor.

► See page 1 for details.

► **Specification Information, continued from previous page**


Specification Information					U.S. Base Prices		
Dimensions				Style Number	LPL Case with Headset	LPL Case with HPL Headset	HPL Case with Headset
Modular Width	Parametric Width	Height	Modular Depth				

Return with One Pedestal

Left Hand

Tip: Pricing includes Low-Pressure Laminate top. For High-Pressure Laminate top pricing, refer to SmartTools.

42"	N.A.	28 ⁷ / ₁₆ "	24"	CRRTNSPL	\$1386	\$1454	\$1564
48"	42 ¹ / ₁₆ "–48"	28 ⁷ / ₁₆ "	24"	CRRTNSPL	\$1516	\$1591	\$1711

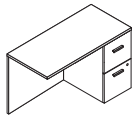


Left-hand unit

Right Hand

Tip: Pricing includes Low-Pressure Laminate top. For High-Pressure Laminate top pricing, refer to SmartTools.

42"	N.A.	28 ⁷ / ₁₆ "	24"	CRRTNSPR	\$1386	\$1454	\$1564
48"	42 ¹ / ₁₆ "–48"	28 ⁷ / ₁₆ "	24"	CRRTNSPR	\$1516	\$1591	\$1711



Right-hand unit

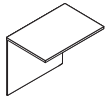


For Canadian Pricing

Multiply U.S. Price by the Canadian price factor.

► See page 1 for details.

Bridges



	Standard Includes	Required to Specify
▶ Need help? Product details, page 58	<ul style="list-style-type: none"> • Bridge: <ul style="list-style-type: none"> – Low-Pressure Laminate case, price group 1 – High-Pressure Laminate case, price group 1, if selected • Attachment bracket • 3 mm edgeband on user's side: plastic price group 1 • 1 mm edgeband on sides and back: plastic price group 1 • Modesty panel, full or quarter height • Shipped ready to assemble 	<ol style="list-style-type: none"> 1 Style number 2 Worksurface size type (see below under Required Selections) 3 Depth (see below under Required Selections) 4 Width (see below under Required Selections) 5 Low-Pressure Laminate or High-Pressure Laminate color number for worksurface 6 Plastic color number for all edges on laminate worksurface 7 Low-Pressure Laminate or High-Pressure Laminate color number for case 8 Options, if selected (see below) <p>▶ See <i>Surface Materials</i>, page 344.</p>

	Required Selections	U.S. Price	Required to Specify
Worksurface Size Type	<ul style="list-style-type: none"> • Modular • Parametric 	Prices at right Prices at right	Specify <i>with modular</i> . Specify <i>with parametric</i> .
Depth	<ul style="list-style-type: none"> • 18⁷/₈"D • 24"D 	Prices at right Prices at right	Specify 18 ⁷ / ₈ " depth. Specify 24" depth.
Width	<ul style="list-style-type: none"> • 36"W • 42"W • 48"W 	Prices at right Prices at right Prices at right	Specify 36" width. Specify 42" width. Specify 48" width.

	Options	U.S. Price	Required to Specify
Surface Materials	Top <ul style="list-style-type: none"> • Low-Pressure Laminate (LPL) price group 1 • High-Pressure Laminate (HPL) price group 1 • High-Pressure Laminate (HPL) price group 2 • High-Pressure Laminate (HPL) price group 3 • Open Line laminate 	No cost Prices at right See information at left See information at left +\$111 plus cost of laminate	Specify laminate color number. Specify laminate color number. Specify laminate color number. Specify laminate color number. ▶ See <i>Surface Material Reference Manual</i> .
	Case <ul style="list-style-type: none"> • Low-Pressure Laminate (LPL) price group 1 • High-Pressure Laminate (HPL) price group 1 • High-Pressure Laminate (HPL) price group 2 • High-Pressure Laminate (HPL) price group 3 • Open Line laminate 	No cost Prices at right See information at left See information at left +\$111 plus cost of laminate	Specify laminate color number. Specify laminate color number. Specify laminate color number. Specify laminate color number. ▶ See <i>Surface Material Reference Manual</i> .
Worksurface Thickness	<ul style="list-style-type: none"> • 1¹/₈" • 1³/₈" ⓧ10/26 	No cost +\$173	Specify <i>with 1¹/₈" thickness</i> . Specify <i>with 1³/₈" thickness</i> .
Modesty Panel	<ul style="list-style-type: none"> • Full • Quarter height 	No cost No cost	Specify <i>with full panel</i> . Specify <i>with quarter height panel</i> .
Grommet Location	<ul style="list-style-type: none"> • No grommet • Center 	No cost +\$ 43	Specify <i>with no grommet</i> . Specify <i>with center grommet</i> .

For laminate price group 2 and higher pricing, please refer to the electronic catalog or SmartTools.

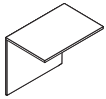
Tip: The 1³/₈" worksurface thickness option will be culled October 18, 2026.



For Canadian Pricing
Multiply U.S. Price by the Canadian price factor.
▶ See page 1 for details.

ⓧ10/26 = Last order entry
October 18, 2026

Specification Information					U.S. Base Prices	
Dimensions			Style Number	Modular Depth	18 ⁷ / ₈ "	24"
Modular Width	Parametric Width	Height			N.A.	18 ¹⁵ / ₁₆ " -24"



Bridge

Low-Pressure Laminate Case

Tip: Pricing includes Low-Pressure Laminate top. For High-Pressure Laminate top pricing, refer to SmartTools.

36"	N.A.	28 ⁷ / ₁₆ "	CRBRG	\$468	\$493
42"	36 ¹ / ₁₆ "-42"	28 ⁷ / ₁₆ "	CRBRG	\$499	\$524
48"	42 ¹ / ₁₆ "-48"	28 ⁷ / ₁₆ "	CRBRG	\$535	\$563

High-Pressure Laminate Case

Tip: Pricing includes Low-Pressure Laminate top. For High-Pressure Laminate top pricing, refer to SmartTools.

36"	N.A.	28 ⁷ / ₁₆ "	CRBRG	\$515	\$543
42"	36 ¹ / ₁₆ "-42"	28 ⁷ / ₁₆ "	CRBRG	\$550	\$577
48"	42 ¹ / ₁₆ "-48"	28 ⁷ / ₁₆ "	CRBRG	\$588	\$619

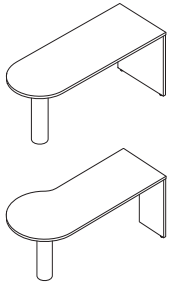


For Canadian Pricing

Multiply U.S. Price by the Canadian price factor.

▶ See page 1 for details.

D-Shape and P-Shape Worksurfaces



Standard Includes	Required to Specify
<ul style="list-style-type: none"> ▶ Need help? Product details, page 68 • Worksurface: <ul style="list-style-type: none"> – Low-Pressure Laminate or High-Pressure Laminate worksurface with matching or contrasting end panel • Column leg: paint price group 1 • Adjusting leveling glides • Ships ready to assemble 	<ol style="list-style-type: none"> 1 Style number 2 Depth 3 Width 4 Low-Pressure Laminate or High-Pressure Laminate color number for worksurface 5 Plastic color number for all edges on laminate worksurface 6 Low-Pressure Laminate or High-Pressure Laminate color number for case 7 Paint color number for column leg 8 Options, if selected (see below) <p>▶ See <i>Surface Materials</i>, page 344.</p>

For laminate price group 2 and higher pricing, please refer to the electronic catalog or SmartTools.

Options	U.S. Price	Required to Specify
Surface Materials <ul style="list-style-type: none"> • Case <ul style="list-style-type: none"> • Low-Pressure Laminate (LPL) price group 1 • High-Pressure Laminate (HPL) price group 1 • High-Pressure Laminate (HPL) price group 2 • High-Pressure Laminate (HPL) price group 3 • Open Line laminate 	<ul style="list-style-type: none"> No cost Prices at right See information at left See information at left +\$111 plus cost of laminate 	<ul style="list-style-type: none"> Specify laminate color number. Specify laminate color number. Specify laminate color number. Specify laminate color number. ▶ See <i>Surface Material Reference Manual</i>.
<ul style="list-style-type: none"> • Top <ul style="list-style-type: none"> • Low-Pressure Laminate (LPL) price group 1 • High-Pressure Laminate (HPL) price group 1 • High-Pressure Laminate (HPL) price group 2 • High-Pressure Laminate (HPL) price group 3 • Open Line laminate 	<ul style="list-style-type: none"> No cost Prices at right See information at left See information at left +\$111 plus cost of laminate 	<ul style="list-style-type: none"> Specify laminate color number. Specify laminate color number. Specify laminate color number. Specify laminate color number. ▶ See <i>Surface Material Reference Manual</i>.
<ul style="list-style-type: none"> • Base <ul style="list-style-type: none"> • Paint price group 1 • Paint price group 2 	<ul style="list-style-type: none"> No cost +\$ 26 	<ul style="list-style-type: none"> Specify paint color number. Specify paint color number.
Worksurface Thickness <ul style="list-style-type: none"> • 1 1/8" • 1 3/8" X10/26 	<ul style="list-style-type: none"> No cost +\$173 	<ul style="list-style-type: none"> Specify with 1 1/8" thickness. Specify with 1 3/8" thickness.
Modesty Panel <ul style="list-style-type: none"> • No modesty panel • Quarter height • Full 	<ul style="list-style-type: none"> No cost +\$171 +\$302 	<ul style="list-style-type: none"> Specify without modesty panel. Specify with quarter height panel. Specify with full panel.
Handedness <ul style="list-style-type: none"> • Left-hand • Right-hand 	<ul style="list-style-type: none"> No cost No cost 	<ul style="list-style-type: none"> Specify with left-hand. Specify with right-hand.

Tip: The 1 3/8" worksurface thickness option will be culled October 18, 2026.

Tip: Right-hand P-shape worksurfaces pair with left-hand returns. Left-hand P-shape worksurfaces pair with right-hand returns.

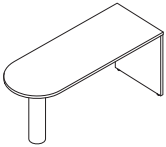


For Canadian Pricing
 Multiply U.S. Price by the Canadian price factor.
 ▶ See page 1 for details.

X10/26 = Last order entry
 October 18, 2026

Specification Information

Style Number	Dimensions		Modular Width	U.S. Base Prices					
	Modular Depth	Parametric Depth		48"W	54"W	60"W	66"W	72"W	78"W
			Parametric Width	48"W-53 ¹⁵ / ₁₆ "W	54"W-59 ¹⁵ / ₁₆ "W	60"W-65 ¹⁵ / ₁₆ "W	66"W-71 ¹⁵ / ₁₆ "W	72"W	78"W

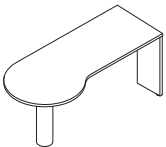


D-Shape, Low-Pressure Laminate Case and Top

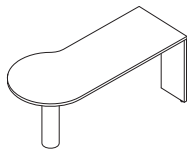
CRDWKSF	Modular Depth	Parametric Depth	48"W	54"W	60"W	66"W	72"W	78"W
	30"	30"-35 ¹⁵ / ₁₆ "	\$1090	\$1137	\$1205	\$1281	\$1349	\$1417
	36"	36"	\$1200	\$1250	\$1326	\$1400	\$1511	\$1587

D-Shape, High-Pressure Laminate Case and Top

CRDWKSF	Modular Depth	Parametric Depth	48"W	54"W	60"W	66"W	72"W	78"W
	30"	30"-35 ¹⁵ / ₁₆ "	\$1365	\$1422	\$1506	\$1602	\$1686	\$1772
	36"	36"	\$1499	\$1565	\$1656	\$1751	\$1888	\$1984



Right-hand unit



Left-hand unit

P-Shape, Low-Pressure Laminate Case and Top

CRPWKSF	Modular Depth	Parametric Depth	48"W	54"W	60"W	66"W	72"W	78"W
	24"	24"-29 ¹⁵ / ₁₆ "	N.A.	\$1313	\$1383	\$1531	\$1753	N.A.
	30"	30"-35 ¹⁵ / ₁₆ "	N.A.	\$1383	\$1455	\$1611	\$1844	N.A.
	36"	36"	N.A.	\$1452	\$1529	\$1691	\$1937	N.A.

P-Shape, High-Pressure Laminate Case and Top

CRPWKSF	Modular Depth	Parametric Depth	48"W	54"W	60"W	66"W	72"W	78"W
	24"	24"-29 ¹⁵ / ₁₆ "	N.A.	\$1641	\$1727	\$1912	\$2191	N.A.
	30"	30"-35 ¹⁵ / ₁₆ "	N.A.	\$1727	\$1819	\$2013	\$2305	N.A.
	36"	36"	N.A.	\$1816	\$1910	\$2114	\$2419	N.A.

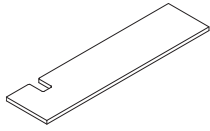


For Canadian Pricing

Multiply U.S. Price by the Canadian price factor.

► See page 1 for details.

Parametric Common Tops HAD Application



Right-hand unit

Tip: The actual thickness between Low-Pressure Laminate (LPL) and High-Pressure Laminate (HPL) worksurfaces is slightly different. It is recommended that only worksurfaces of the same type are specified in a given application. In addition, there may be sheen or texture differences when using LPL and HPL in adjacent applications.

Tip: Width is specifiable in 1/16" increments.

Tip: Right-hand or left-hand application is determined by which leg of the Ology desk is located inside the storage.

For laminate price group 2 and higher pricing, please refer to the electronic catalog or SmartTools.

Tip: The 1 3/8" worksurface thickness option will be culled October 18, 2026.

Tip: When specifying a Currency parametric common top over a run of storage, use SmartTools to determine the correct dimension to be specified.

▶ Page 71

	Standard Includes	Required to Specify
▶ Need help? Product details, page 70	<ul style="list-style-type: none"> 1 1/8" thick common top for Ology, Migration SE, and Slim Leg HAD application: <ul style="list-style-type: none"> – Low-Pressure Laminate price group 1 – High-Pressure Laminate price group 1, if selected 3 mm edgeband on user's side: plastic price group 1 1 mm edgeband on sides and back: plastic price group 1 Width: 30"W–96"W (LPL), 30"W–120"W (HPL) Depth: 18 7/8"D–24"D (LPL and HPL) 	<ol style="list-style-type: none"> Style number Worksurface size type (see below under Required Selections) Depth (see below under Required Selections) Width (see below under Required Selections) Desk type (see below under Required Selections) Handedness (see below under Required Selections) Desk depth (see below under Required Selections) <p>▶ See <i>Surface Materials</i>, page 344.</p>

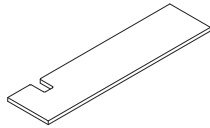
	Required Selections	U.S. Price	Required to Specify
Worksurface Size Type	<ul style="list-style-type: none"> Modular Parametric 	Prices at right Prices at right	Specify <i>with modular</i> . Specify <i>with parametric</i> .
Width	<ul style="list-style-type: none"> 30"W–120"W 	Prices at right	Specify width.
Depth	<ul style="list-style-type: none"> 18 7/8"D 24"D 	Prices at right Prices at right	Specify 18 7/8" depth. Specify 24" depth.
Desk Type	<ul style="list-style-type: none"> Migration SE Ology Slim Leg HAD 	No cost No cost No cost	Specify <i>with Migration SE</i> . Specify <i>with Ology</i> . Specify <i>with Slim Leg HAD</i> .
Handedness	<ul style="list-style-type: none"> Left-hand Right-hand 	No cost No cost	Specify <i>with left-hand</i> . Specify <i>with right-hand</i> .
Desk Depth	<ul style="list-style-type: none"> 23"D 28"D 29"D 30"D 34"D 35"D 36"D 	No cost No cost No cost No cost No cost No cost No cost	Specify 23" desk depth. Specify 28" desk depth. Specify 29" desk depth. Specify 30" desk depth. Specify 34" desk depth. Specify 35" desk depth. Specify 36" desk depth.
Leg Type	<ul style="list-style-type: none"> C leg T leg 	No cost No cost	Specify <i>with C leg</i> . Specify <i>with T leg</i> .

	Options	U.S. Price	Required to Specify
Surface Materials	Top <ul style="list-style-type: none"> Low-Pressure Laminate (LPL) price group 1 High-Pressure Laminate (HPL) price group 1 High-Pressure Laminate (HPL) price group 2 Open Line laminate 	No cost Prices at right See information at left +\$111 plus cost of laminate	Specify laminate color number. Specify laminate color number. Specify laminate color number. ▶ See <i>Surface Material Reference Manual</i> .
Worksurface Thickness	<ul style="list-style-type: none"> 1 1/8" 1 3/8" ✖10/26 	No cost +\$173	Specify <i>with 1 1/8" thickness</i> . Specify <i>with 1 3/8" thickness</i> .

✖10/26 = Last order entry
October 18, 2026

Specification Information

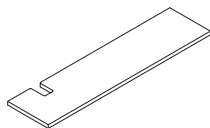
Style Number	Dimensions		Modular Depth	U.S. Base Prices	
	Width	Parametric Width		18 ⁷ / ₈ "D	24"D
			Parametric	18 ⁷ / ₈ "D–	24"D
				23 ¹⁵ / ₁₆ "D	



Right-hand unit

Common Tops HAD Application—Low-Pressure Laminate

CRHADCT	Width	Parametric Width	18 ⁷ / ₈ "D	24"D
	30"	30"–35 ¹⁵ / ₁₆ "	\$ 166	\$ 196
	36"	36"–41 ¹⁵ / ₁₆ "	\$ 178	\$ 211
	42"	42"–47 ¹⁵ / ₁₆ "	\$ 193	\$ 228
	48"	48"–53 ¹⁵ / ₁₆ "	\$ 209	\$ 247
	54"	54"–59 ¹⁵ / ₁₆ "	\$ 215	\$ 254
	60"	60"–65 ¹⁵ / ₁₆ "	\$ 223	\$ 263
	66"	66"–71 ¹⁵ / ₁₆ "	\$ 256	\$ 303
	72"	72"–77 ¹⁵ / ₁₆ "	\$ 288	\$ 340
	78"	78"–83 ¹⁵ / ₁₆ "	\$ 328	\$ 387
	84"	84"–89 ¹⁵ / ₁₆ "	\$ 369	\$ 428
	90"	90"–95 ¹⁵ / ₁₆ "	\$ 418	\$ 477
	96"	96"–101 ¹⁵ / ₁₆ "	\$ 472	\$ 531
	102"	102"–107 ¹⁵ / ₁₆ "	N.A.	N.A.
	108"	108"–113 ¹⁵ / ₁₆ "	N.A.	N.A.
	114"	114"–119 ¹⁵ / ₁₆ "	N.A.	N.A.
	120"	120"	N.A.	N.A.



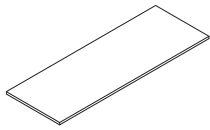
Right-hand unit

Common Tops HAD Application—High-Pressure Laminate

CRHADCT	Width	Parametric Width	18 ⁷ / ₈ "D	24"D
	30"	30"–35 ¹⁵ / ₁₆ "	\$ 220	\$ 262
	36"	36"–41 ¹⁵ / ₁₆ "	\$ 238	\$ 282
	42"	42"–47 ¹⁵ / ₁₆ "	\$ 256	\$ 304
	48"	48"–53 ¹⁵ / ₁₆ "	\$ 277	\$ 329
	54"	54"–59 ¹⁵ / ₁₆ "	\$ 286	\$ 339
	60"	60"–65 ¹⁵ / ₁₆ "	\$ 298	\$ 350
	66"	66"–71 ¹⁵ / ₁₆ "	\$ 343	\$ 403
	72"	72"–77 ¹⁵ / ₁₆ "	\$ 382	\$ 454
	78"	78"–83 ¹⁵ / ₁₆ "	\$ 431	\$ 516
	84"	84"–89 ¹⁵ / ₁₆ "	\$ 491	\$ 571
	90"	90"–95 ¹⁵ / ₁₆ "	\$ 554	\$ 636
	96"	96"–101 ¹⁵ / ₁₆ "	\$ 628	\$ 708
	102"	102"–107 ¹⁵ / ₁₆ "	\$ 708	\$ 780
	108"	108"–113 ¹⁵ / ₁₆ "	\$ 802	\$ 881
	114"	114"–119 ¹⁵ / ₁₆ "	\$ 907	\$ 998
	120"	120"	\$1023	\$1126

 **For Canadian Pricing**
Multiply U.S. Price by the
Canadian price factor.
▶ See page 1 for details.

Parametric Common Tops/Worksurfaces



Tip: When specifying a Currency parametric common top over a run of storage, use SmartTools to determine the correct dimension to be specified. See

▶ See Page 71

For laminate price group 2 and higher pricing, please refer to the electronic catalog or SmartTools.

Tip: Worksurfaces being used as a table, up to 84"W, require four legs and appropriate reinforcing channels. Worksurfaces 84¹/₁₆"W–120"W require six legs and appropriate reinforcing channels.

Tip: Reinforcing channels are ordered separately and must be used with tops larger than 54"W for 54"W or more of unsupported kneespace.

Tip: The 1³/₈" work surface thickness option will be culled October 18, 2026.

Tip: Any top used as a table with legs, equal to or larger than 30"Dx72"W requires two reinforcing channels.

Tip: The actual thickness between Low-Pressure Laminate (LPL) and High-Pressure Laminate (HPL) worksurfaces is slightly different. It is recommended that only worksurfaces of the same type are specified in a given application. In addition, there may be sheen or texture differences when using LPL and HPL in adjacent applications.

Tip: Width is specifiable in 1/16" increments.



For Canadian Pricing

Multiply U.S. Price by the Canadian price factor.

▶ See page 1 for details.

	Standard Includes	Required to Specify
▶ Need help? Product details, page 70	<ul style="list-style-type: none"> • 1¹/₈" thick common top: <ul style="list-style-type: none"> – Low-Pressure Laminate price group 1 – High-Pressure Laminate price group 1, if selected • 3 mm edgeband on user's side: plastic price group 1 • 1 mm edgeband on sides and back: plastic price group 1 	<ol style="list-style-type: none"> 1 Style number 2 Depth (see below under Required Selections) 3 Width (see below under Required Selections) 4 Low-Pressure Laminate or High-Pressure Laminate color number for work surface 5 Plastic color number for all edges on laminate work surface 6 Options, if selected (see below) <p>▶ See <i>Surface Materials</i>, page 344.</p>

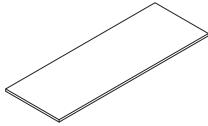
	Required Selections	U.S. Price	Required to Specify
Depth	• 12"D–36"D	Prices at right	Specify depth.
Width	• 15"W–120"W	Prices at right	Specify width.

	Options	U.S. Price	Required to Specify
Surface Materials	Top		
	• Low-Pressure Laminate (LPL) price group 1	No cost	Specify laminate color number.
	• High-Pressure Laminate (HPL) price group 1	Prices at right	Specify laminate color number.
	• High-Pressure Laminate (HPL) price group 2	See information at left	Specify laminate color number.
	• High-Pressure Laminate (HPL) price group 3	See information at left	Specify laminate color number.
	• Open Line laminate	+\$111 plus cost of laminate	▶ See <i>Surface Material Reference Manual</i> .
Worksurface Thickness	• 1 ¹ / ₈ "	No cost	Specify with 1 ¹ / ₈ " thickness.
	• 1 ³ / ₈ " ✕10/26	+\$173	Specify with 1 ³ / ₈ " thickness.
Grommet Location	• No grommet	No cost	Specify with <i>no grommet</i> .
	• Left	+\$ 43	Specify with <i>left grommet</i> .
	• Right	+\$ 43	Specify with <i>right grommet</i> .
	• Center	+\$ 43	Specify with <i>center grommet</i> .
	• Right and center	+\$ 86	Specify with <i>right and center grommet</i> .
	• Left and center	+\$ 86	Specify with <i>left and center grommet</i> .
	• Right, left, and center	+\$129	Specify with <i>right, left, and center grommet</i> .

✕10/26 = Last order entry
October 18, 2026

Specification Information

Style Number	Dimensions Width Parametric Width		Modular Depth	U.S. Base Prices				
				12"D	18 ⁷ / ₈ "D	24"D	30"D	36"D
			Parametric Depth	12"D–17 ¹⁵ / ₁₆ "D	18"D–23 ¹⁵ / ₁₆ "D	24"D–29 ¹⁵ / ₁₆ "D	30"D–35 ¹⁵ / ₁₆ "D	36"D



Parametric Common Tops/Worksurface–Low-Pressure Laminate

CRCT	Width	Parametric Width	12"D	18 ⁷ / ₈ "D	24"D	30"D	36"D
	15"	15"–17 ¹⁵ / ₁₆ "	\$107	\$118	\$134	\$193	\$229
	18"	18"–23 ¹⁵ / ₁₆ "	\$115	\$135	\$151	\$219	\$262
	24"	24"–29 ¹⁵ / ₁₆ "	\$123	\$145	\$161	\$231	\$270
	30"	30"–35 ¹⁵ / ₁₆ "	\$134	\$157	\$175	\$235	\$284
	36"	36"–41 ¹⁵ / ₁₆ "	\$146	\$168	\$184	\$254	\$295
	42"	42"–47 ¹⁵ / ₁₆ "	\$156	\$184	\$199	\$266	\$310
	48"	48"–53 ¹⁵ / ₁₆ "	\$188	\$222	\$235	\$305	\$345
	54"	54"–59 ¹⁵ / ₁₆ "	\$202	\$236	\$252	\$326	\$363
	60"	60"–65 ¹⁵ / ₁₆ "	\$215	\$254	\$266	\$345	\$376
	66"	66"–71 ¹⁵ / ₁₆ "	\$252	\$298	\$301	\$376	\$407
	72"	72"–77 ¹⁵ / ₁₆ "	\$283	\$330	\$333	\$413	\$442
	78"	78"–83 ¹⁵ / ₁₆ "	\$360	\$422	\$446	\$530	\$555
	84"	84"–89 ¹⁵ / ₁₆ "	\$381	\$445	\$498	\$555	\$664
	90"	90"–95 ¹⁵ / ₁₆ "	\$403	\$474	\$514	\$578	\$691
	96"	96"–101 ¹⁵ / ₁₆ "	\$422	\$493	\$550	\$601	\$721
	102"	102"–107 ¹⁵ / ₁₆ "	N.A.	N.A.	N.A.	N.A.	N.A.
	108"	108"–113 ¹⁵ / ₁₆ "	N.A.	N.A.	N.A.	N.A.	N.A.
	114"	114"–119 ¹⁵ / ₁₆ "	N.A.	N.A.	N.A.	N.A.	N.A.
	120"	120"	N.A.	N.A.	N.A.	N.A.	N.A.

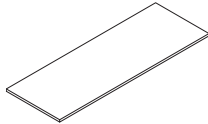
► **Specification Information, continued on next page**

 **For Canadian Pricing**
Multiply U.S. Price by the
Canadian price factor.
► See page 1 for details.

Parametric Common Tops/Worksurfaces, continued

► Specifying Information, continued from previous page

Specification Information			U.S. Base Prices					
Style Number	Dimensions		Modular Depth	12"D	18 ⁷ / ₈ "D	24"D	30"D	36"D
	Width	Parametric Width		12"D– 17 ¹⁵ / ₁₆ "D	18"D– 23 ¹⁵ / ₁₆ "D	24"D– 29 ¹⁵ / ₁₆ "D	30"D– 35 ¹⁵ / ₁₆ "D	36"D



Parametric Common Tops/Worksurface–High-Pressure Laminate

CRCT	Width	Parametric Width	12"D	18 ⁷ / ₈ "D	24"D	30"D	36"D
	15"	15"–17 ¹⁵ / ₁₆ "	\$142	\$157	\$178	\$256	\$ 307
	18"	18"–23 ¹⁵ / ₁₆ "	\$153	\$177	\$200	\$287	\$ 344
	24"	24"–29 ¹⁵ / ₁₆ "	\$164	\$192	\$213	\$302	\$ 357
	30"	30"–35 ¹⁵ / ₁₆ "	\$178	\$208	\$231	\$313	\$ 372
	36"	36"–41 ¹⁵ / ₁₆ "	\$195	\$223	\$241	\$335	\$ 387
	42"	42"–47 ¹⁵ / ₁₆ "	\$208	\$241	\$262	\$350	\$ 405
	48"	48"–53 ¹⁵ / ₁₆ "	\$250	\$290	\$310	\$399	\$ 455
	54"	54"–59 ¹⁵ / ₁₆ "	\$268	\$311	\$332	\$429	\$ 478
	60"	60"–65 ¹⁵ / ₁₆ "	\$286	\$335	\$350	\$455	\$ 494
	66"	66"–71 ¹⁵ / ₁₆ "	\$337	\$389	\$394	\$494	\$ 536
	72"	72"–77 ¹⁵ / ₁₆ "	\$376	\$435	\$439	\$542	\$ 581
	78"	78"–83 ¹⁵ / ₁₆ "	\$480	\$555	\$589	\$697	\$ 729
	84"	84"–89 ¹⁵ / ₁₆ "	\$507	\$586	\$654	\$729	\$ 875
	90"	90"–95 ¹⁵ / ₁₆ "	\$537	\$621	\$676	\$760	\$ 910
	96"	96"–101 ¹⁵ / ₁₆ "	\$562	\$649	\$723	\$789	\$ 947
	102"	102"–107 ¹⁵ / ₁₆ "	\$589	\$680	\$756	\$820	\$ 984
	108"	108"–113 ¹⁵ / ₁₆ "	\$615	\$712	\$789	\$850	\$1020
	114"	114"–119 ¹⁵ / ₁₆ "	\$641	\$741	\$820	\$878	\$1055
	120"	120"	\$669	\$770	\$853	\$912	\$1094

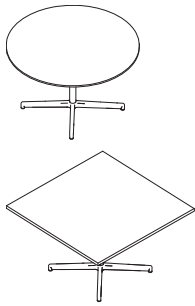


For Canadian Pricing

Multiply U.S. Price by the Canadian price factor.

► See page 1 for details.

Round and Square Tables



Shown with optional X-base.

For laminate price group 2 and higher pricing, please refer to the electronic catalog or SmartTools.

Tip: Column is available with X-base only.

Tip: Leg height is only an option when a base type of "square leg" is selected.

Tip: The 1³/₈" worksurface thickness option will be culled October 18, 2026.



For Canadian Pricing
Multiply U.S. Price by the Canadian price factor.
▶ See page 1 for details.

Standard Includes		Required to Specify
▶ Need help? Product details, page 72	<ul style="list-style-type: none"> • Top: Low-Pressure Laminate price group 1 with 3 mm plastic square edge • Ships ready to assemble 	<ol style="list-style-type: none"> 1 Style number 2 Low-Pressure Laminate color number for top 3 Plastic color number for all edges on laminate worksurface 4 Base type (see Required Selections below) 5 Options, if selected (see below) <p>▶ See <i>Surface Materials</i>, page 344.</p>

Required Selections	U.S. Price	Required to Specify
Base Type		
• Square leg	See Leg Height	Specify <i>with square leg</i> .
• X-base	+\$ 500	Specify <i>with X-base</i> .
• Post leg	+\$1992	Specify <i>with post leg</i> .

Options	U.S. Price	Required to Specify
Surface Materials		
Top		
• Low-Pressure Laminate (LPL) price group 1	No cost	Specify laminate color number.
• High-Pressure Laminate (HPL) price group 1	Prices at right	Specify laminate color number.
• High-Pressure Laminate (HPL) price group 2	See information at left	Specify laminate color number.
• High-Pressure Laminate (HPL) price group 3	See information at left	Specify laminate color number.
• Open Line laminate	+\$ 111 plus cost of laminate	▶ See <i>Surface Material Reference Manual</i> .
X-base		
• Paint price group 1	No cost	Specify paint color number.
• Paint price group 2	+\$ 26	Specify paint color number.
• Paint price group 3	+\$ 38	Specify paint color number.
• Polished aluminum	+\$ 181	Specify <i>with polished aluminum</i> .
Post leg base		
• Paint price group 1	No cost	Specify paint color number.
• Paint price group 2	+\$ 104	Specify paint color number.
Square leg base		
• Paint price group 1	No cost	Specify paint color number.
• Paint price group 2	No cost	Specify paint color number.
• Paint price group 3	No cost	Specify paint color number.
Column		
• Paint price group 1	No cost	Specify paint color number.
• Paint price group 2	No cost	Specify paint color number.
• Paint price group 3	No cost	Specify paint color number.
• Polished aluminum	No cost	Specify <i>with polished aluminum</i> .
Square Leg Height		
• 28"H	+\$ 844	Specify <i>with 28" leg height</i> .
• 16"H	+\$ 956	Specify <i>with 16" leg height</i> .
• 19"H	+\$1000	Specify <i>with 18" leg height</i> .
Worksurface Thickness		
• 1 ¹ / ₈ "	No cost	Specify <i>with 1¹/₈" thickness</i> .
• 1 ³ / ₈ " ✖10/26	+\$ 173	Specify <i>with 1³/₈" thickness</i> .

✖10/26 = Last order entry
October 18, 2026

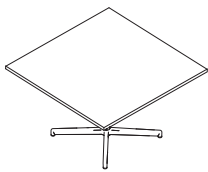
Specification Information

Style Numbers	Dimensions		U.S. Base Prices	
	Modular Diameter/Width	Parametric Diameter/Width	LPL	HPL



Round Table

CRRTBL	36"	36"-41.9375"	\$565	\$ 707
	42"	42"-47.9375"	\$735	\$ 920
	48"	48"-53.9375"	\$844	\$1056
	54"	54"	\$990	\$1237



Square Table

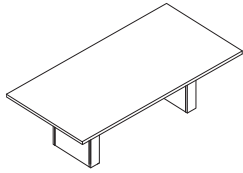
CRSQTBL	36"	36"-41.9375"	\$565	\$ 707
	42"	42"-47.9375"	\$735	\$ 920
	48"	48"-53.9375"	\$844	\$1056
	54"	54"	\$990	\$1237

Shown with optional X-base.



For Canadian Pricing
 Multiply U.S. Price by the Canadian price factor.
 ▶ See page 1 for details.

Rectangle Tables



Shown with optional rectangular base.

Tip: 36"W–59¹⁵/₁₆"W rectangular shaped tops are also available. For the complete parametric size offering and pricing, please refer to SmartTools.

For laminate price group 2 and higher pricing, please refer to the electronic catalog or SmartTools.

Tip: Two-piece tops will occur when the top is in Low-Pressure Laminate and larger than 95³/₄"W, and in High-Pressure Laminate and larger than 119⁵/₁₆"W. Tops will be split into two equal sections and ship with connecting hardware. Low-Pressure Laminate two-piece tops will not have matching grain patterns. All High-Pressure Laminate two-piece tops above 144"W will not have matching grain patterns. Woodgrain High-Pressure Laminate two-piece tops 120"W–144"W will have matching grain patterns.

Tip: The 1³/₈" worksurface thickness option will be culled October 18, 2026.

Tip: Grommet options allow for either no grommet or hinged power door unit(s). Grommets are available for order as a separate style number, and are field installed.

Tip: Grommet option available on tops with 36"D–48"D and 60"W–168"W.

Tip: Selecting hinged door grommet option results in cut out in table top. Power unit ships separately and is field installed.

	Standard Includes	Required to Specify
▶ Need help? Product details, page 72	<ul style="list-style-type: none"> • Top: Low-Pressure Laminate price group 1 with 3 mm plastic square edge • Ships ready to assemble • Reinforcing channel, if required, dependent on table size and base option 	<ol style="list-style-type: none"> 1 Style number 2 Low-Pressure Laminate color number for top 3 Plastic color number for all edges on laminate worksurface 4 Base type (see Required Selections below) 5 Options, if selected (see below) <p>▶ See <i>Surface Materials</i>, page 344.</p>

	Required Selections	U.S. Price	Required to Specify
Base Type	<ul style="list-style-type: none"> • Column • Post leg • Rectangular base • Square leg • T-base • X-base 	<p>Prices at right</p> <p>Prices at right</p> <p>Prices at right</p> <p>Prices at right</p> <p>Prices at right</p> <p>Prices at right</p>	<p>Specify with <i>column</i>.</p> <p>Specify with <i>post leg</i>.</p> <p>Specify with <i>rectangular base</i>.</p> <p>Specify with <i>square leg</i>.</p> <p>Specify with <i>T-base</i>.</p> <p>Specify with <i>X-base</i>.</p>

	Options	U.S. Price	Required to Specify
Surface Materials	<p>Top</p> <ul style="list-style-type: none"> • Low-Pressure Laminate (LPL) price group 1 • High-Pressure Laminate (HPL) price group 1 • High-Pressure Laminate (HPL) price group 2 • High-Pressure Laminate (HPL) price group 3 • Open Line laminate 	<p>No cost</p> <p>Prices at right</p> <p>See information at left</p> <p>See information at left</p> <p>+\$111 plus cost of laminate</p>	<p>Specify laminate color number.</p> <p>Specify laminate color number.</p> <p>Specify laminate color number.</p> <p>Specify laminate color number.</p> <p>▶ See <i>Surface Material Reference Manual</i>.</p>
Worksurface Thickness	<ul style="list-style-type: none"> • 1¹/₈" • 1³/₈" ✖10/26 	<p>No cost</p> <p>+\$173</p>	<p>Specify with 1¹/₈" thickness.</p> <p>Specify with 1³/₈" thickness.</p>
Grommet	<ul style="list-style-type: none"> • No grommet • Hinged door 	<p>No cost</p> <p>+\$572 per hinged door</p>	<p>Specify <i>without grommet</i>.</p> <p>Specify with <i>hinged door</i>.</p>
Reinforcing Channel	<ul style="list-style-type: none"> • Channel, when required 	<p>+\$ 71 each</p>	<p>Specify with <i>reinforcing channel</i>.</p>

✖10/26 = Last order entry
October 18, 2026

Base Type Upcharges

Base Type	U.S. Price Per Base	Options			
		Paint Price Group 2 Per Base	Paint Price Group 3 Per Base	Polished Chrome Per Base	High-Pressure Laminate Price Group 1 Per Base
Column	+\$349	+\$26	N.A.	N.A.	N.A.
Post Leg	+\$498	+\$26	N.A.	N.A.	N.A.
Rectangular Base					
17 ⁹ / ₁₆ "W	+\$844	N.A.	N.A.	N.A.	+\$212
23 ⁹ / ₁₆ "W	+\$951	N.A.	N.A.	N.A.	+\$238
Square Leg					
16"H	+\$239	+\$36	N.A.	N.A.	N.A.
19"H	+\$250	+\$36	N.A.	N.A.	N.A.
27 ¹ / ₄ "H	+\$211	+\$36	N.A.	N.A.	N.A.
T-base					
26"W	+\$343	+\$26	+\$38	+\$181	N.A.
36"W	+\$427	+\$26	+\$38	+\$181	N.A.
X-base					
26"W	+\$388	+\$26	+\$38	+\$181	N.A.
36"W	+\$500	+\$26	+\$38	+\$181	N.A.

► Specifying Information, on next page

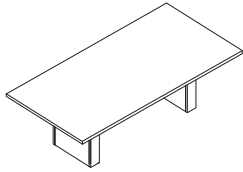
 **For Canadian Pricing**
 Multiply U.S. Price by the Canadian price factor.
 ► See page 1 for details.

Rectangle Tables, continued

► Options, on previous page

Specification Information

Style Number	Dimensions		U.S. Base Prices										
	Mod. Depth	Para. Depth	Mod. Width	60"W	66"W	72"W	78"W	84"W	90"W	96"W	102"W	108"W	114"W
			Para. Width	60"W-	66"W-	72"W-	78"W-	84"W-	90"W-	96"W-	102"W-	108"W-	114"W-
				65 ¹⁵ / ₁₆ "W	71 ¹⁵ / ₁₆ "W	77 ¹⁵ / ₁₆ "W	83 ¹⁵ / ₁₆ "W	89 ¹⁵ / ₁₆ "W	95 ¹⁵ / ₁₆ "W	101 ¹⁵ / ₁₆ "W	107 ¹⁵ / ₁₆ "W	113 ¹⁵ / ₁₆ "W	119 ¹⁵ / ₁₆ "W



Tip: For the complete range of parametric sizes available, please refer to SmartTools.

Shown with optional base.

Rectangle Table—Low-Pressure Laminate

CRRECTBL	24"	24"—29.9375"	\$644	\$695	\$ 742	\$ 786	\$ 835	\$ 884	\$ 938	\$ 990	\$1042	\$1100
	30"	30"—35.9375"	\$695	\$742	\$ 787	\$ 836	\$ 885	\$ 939	\$ 995	\$1049	\$1108	\$1168
	36"	36"—41.9375"	\$744	\$797	\$ 852	\$ 902	\$ 956	\$1013	\$1076	\$1134	\$1196	\$1261
	42"	42"—47.9375"	\$818	\$875	\$ 938	\$ 994	\$1052	\$1116	\$1184	\$1249	\$1317	\$1388
	48"	48"	\$901	\$964	\$1032	\$1092	\$1161	\$1228	\$1337	\$1411	\$1488	\$1567

► Specifying Information, continued from above

Style Number	Dimensions		U.S. Base Prices									
	Mod. Depth	Para. Depth	Mod. Width	120"W	126"W	132"W	138"W	144"W	150"W	156"W	162"W	168"W
			Para. Width	120"W-	126"W-	132"W-	138"W-	144"W-	150"W-	156"W-	162"W-	168"W
				125 ¹⁵ / ₁₆ "W	131 ¹⁵ / ₁₆ "W	137 ¹⁵ / ₁₆ "W	143 ¹⁵ / ₁₆ "W	149 ¹⁵ / ₁₆ "W	155 ¹⁵ / ₁₆ "W	161 ¹⁵ / ₁₆ "W	167 ¹⁵ / ₁₆ "W	

Rectangle Table—Low-Pressure Laminate

CRRECTBL	24"	24"—29.9375"	\$1162	\$1219	\$1281	\$1338	\$1398	\$1459	\$1524	\$1595	\$1667
	30"	30"—35.9375"	\$1231	\$1294	\$1359	\$1419	\$1481	\$1551	\$1620	\$1692	\$1770
	36"	36"—41.9375"	\$1332	\$1399	\$1470	\$1534	\$1604	\$1676	\$1752	\$1831	\$1912
	42"	42"—47.9375"	\$1466	\$1538	\$1615	\$1689	\$1764	\$1844	\$1927	\$2014	\$2106
	48"	48"	\$1653	\$1737	\$1824	\$1906	\$1992	\$2082	\$2174	\$2275	\$2300

► Specifying Information, continued on next page



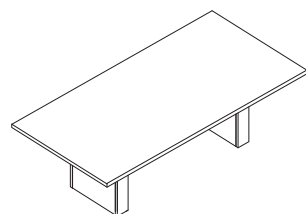
For Canadian Pricing

Multiply U.S. Price by the Canadian price factor.

► See page 1 for details.

► Specifying Information, continued from previous page

Specification Information													
Style Number	Dimensions			U.S. Base Prices									
	Mod. Depth	Para. Depth	Mod. Width	60"W	66"W	72"W	78"W	84"W	90"W	96"W	102"W	108"W	114"W
			Para. Width	60"W-	66"W-	72"W-	78"W-	84"W-	90"W-	96"W-	102"W-	108"W-	114"W-
				65 ¹⁵ / ₁₆ "W	71 ¹⁵ / ₁₆ "W	77 ¹⁵ / ₁₆ "W	83 ¹⁵ / ₁₆ "W	89 ¹⁵ / ₁₆ "W	95 ¹⁵ / ₁₆ "W	101 ¹⁵ / ₁₆ "W	107 ¹⁵ / ₁₆ "W	113 ¹⁵ / ₁₆ "W	119 ¹⁵ / ₁₆ "W



Tip: For the complete range of parametric sizes available, please refer to SmartTools.

Shown with optional base.

Rectangle Table—High-Pressure Laminate

CRRECTBL	24"	24"—29.9375"	\$ 804	\$ 868	\$ 927	\$ 982	\$1043	\$1105	\$1172	\$1236	\$1302	\$1376
	30"	30"—35.9375"	\$ 868	\$ 927	\$ 983	\$1044	\$1106	\$1173	\$1243	\$1310	\$1384	\$1458
	36"	36"—41.9375"	\$ 929	\$ 995	\$1066	\$1127	\$1196	\$1266	\$1345	\$1418	\$1497	\$1576
	42"	42"—47.9375"	\$1022	\$1094	\$1172	\$1242	\$1315	\$1395	\$1481	\$1560	\$1647	\$1734
	48"	48"	\$1125	\$1206	\$1289	\$1365	\$1449	\$1534	\$1670	\$1762	\$1859	\$1959

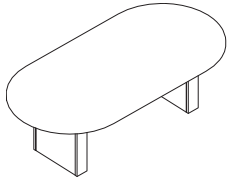
► Specifying Information, continued on from above

Style Number	Dimensions			U.S. Base Prices								
	Mod. Depth	Para. Depth	Mod. Width	120"W	126"W	132"W	138"W	144"W	150"W	156"W	162"W	168"W
			Para. Width	120"W-	126"W-	132"W-	138"W-	144"W-	150"W-	156"W-	162"W-	168"W
				125 ¹⁵ / ₁₆ "W	131 ¹⁵ / ₁₆ "W	137 ¹⁵ / ₁₆ "W	143 ¹⁵ / ₁₆ "W	149 ¹⁵ / ₁₆ "W	155 ¹⁵ / ₁₆ "W	161 ¹⁵ / ₁₆ "W	167 ¹⁵ / ₁₆ "W	

Rectangle Table—High-Pressure Laminate

CRRECTBL	24"	24"—29.9375"	\$1451	\$1523	\$1600	\$1671	\$1747	\$1824	\$1906	\$1992	\$2085
	30"	30"—35.9375"	\$1538	\$1619	\$1699	\$1773	\$1852	\$1939	\$2026	\$2115	\$2211
	36"	36"—41.9375"	\$1665	\$1749	\$1836	\$1919	\$2003	\$2095	\$2189	\$2289	\$2391
	42"	42"—47.9375"	\$1833	\$1923	\$2019	\$2112	\$2205	\$2305	\$2409	\$2516	\$2631
	48"	48"	\$2067	\$2171	\$2281	\$2383	\$2490	\$2603	\$2720	\$2842	\$2876

Racetrack Tables



Shown with optional rectangular base.

For laminate price group 2 and higher pricing, please refer to the electronic catalog or SmartTools.

Tip: Two-piece tops will occur when the top is in Low-Pressure Laminate and larger than 95³/₄"W, and in High-Pressure Laminate and larger than 119⁵/₁₆"W. Tops will be split into two equal sections and ship with connecting hardware. Low-Pressure Laminate two-piece tops will not have matching grain patterns. All High-Pressure Laminate two-piece tops above 144"W will not have matching grain patterns. Woodgrain High-Pressure Laminate two-piece tops 120"W–144"W will have matching grain patterns.

Tip: The 1³/₈" worksurface thickness option will be culled October 18, 2026.

Tip: Grommet options allow for either no grommet or hinged power door unit(s). Grommets are available for order as a separate style number, and are field installed.

Tip: Grommet option available on tops with 36"D–48"D and 60"W–168"W.

Tip: Selecting hinged door grommet option results in cut out in table top. Power unit ships separately and is field installed.



For Canadian Pricing
Multiply U.S. Price by the Canadian price factor.

▶ See page 1 for details.

Standard Includes		Required to Specify
▶ Need help? Product details, page 72	<ul style="list-style-type: none"> • Top: Low-Pressure Laminate price group 1 with 3 mm plastic square edge • Ships ready to assemble • Reinforcing channel, if required, dependent on table size and base option 	<ol style="list-style-type: none"> 1 Style number 2 Low-Pressure Laminate color number for top 3 Plastic color number for all edges on laminate worksurface 4 Base type (see Required Selections below) 5 Options, if selected (see below) <p>▶ See <i>Surface Materials</i>, page 344.</p>

Required Selections	U.S. Price	Required to Specify
Base Type		
• Column	Prices below	Specify <i>with column</i> .
• Post leg	Prices below	Specify <i>with post leg</i> .
• Rectangular base	Prices below	Specify <i>with rectangular base</i> .
• T-base	Prices below	Specify <i>with T-base</i> .
• X-base	Prices below	Specify <i>with X-base</i> .

Options	U.S. Price	Required to Specify
Surface Materials		
Top		
• Low-Pressure Laminate (LPL) price group 1	No cost	Specify laminate color number.
• High-Pressure Laminate (HPL) price group 1	Prices at right	Specify laminate color number.
• High-Pressure Laminate (HPL) price group 2	See information at left	Specify laminate color number.
• High-Pressure Laminate (HPL) price group 3	See information at left	Specify laminate color number.
• Open Line laminate	+\$111 plus cost of laminate	▶ See <i>Surface Material Reference Manual</i> .
Worksurface Thickness		
• 1 ¹ / ₈ "	No cost	Specify <i>with 1¹/₈" thickness</i> .
• 1 ³ / ₈ " ✕10/26	+\$173	Specify <i>with 1³/₈" thickness</i> .
Grommet		
• No grommet	No cost	Specify <i>without grommet</i> .
• Hinged door	+\$572 per hinged door	Specify <i>with hinged door</i> .
Reinforcing Channel		
• Channel, when required	+\$ 71 each	Specify <i>with reinforcing channel</i> .

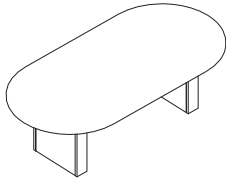
Base Type Upcharges

Base Type	U.S. Price Per Base	Options			
		Paint Price Group 2 Per Base	Paint Price Group 3 Per Base	Polished Chrome Per Base	High-Pressure Laminate Price Group 1 Per Base
Column	+\$349	+\$26	N.A.	N.A.	N.A.
Post Leg	+\$498	+\$26	N.A.	N.A.	N.A.
Rectangular Base					
179 ¹ / ₁₆ "W	+\$844	N.A.	N.A.	N.A.	+\$212
239 ¹ / ₁₆ "W	+\$951	N.A.	N.A.	N.A.	+\$238
T-base					
26"W	+\$343	+\$26	+\$38	+\$181	N.A.
36"W	+\$427	+\$26	+\$38	+\$181	N.A.
X-base					
26"W	+\$388	+\$26	+\$38	+\$181	N.A.
36"W	+\$500	+\$26	+\$38	+\$181	N.A.

✕10/26 = Last order entry
October 18, 2026

Specification Information

Style Number	Dimensions		Mod. Width	U.S. Base Prices								
	Mod. Depth	Para. Depth		66"W	72"W	78"W	84"W	90"W	96"W	102"W	108"W	114"W
			Para. Width	66"W-	72"W-	78"W-	84"W-	90"W-	96"W-	102"W-	108"W-	114"W-
				71 ¹⁵ / ₁₆ "W	77 ¹⁵ / ₁₆ "W	83 ¹⁵ / ₁₆ "W	89 ¹⁵ / ₁₆ "W	95 ¹⁵ / ₁₆ "W	101 ¹⁵ / ₁₆ "W	107 ¹⁵ / ₁₆ "W	113 ¹⁵ / ₁₆ "W	119 ¹⁵ / ₁₆ "W



Shown with optional base.

Racetrack Table—Low-Pressure Laminate

Style Number	Dimensions	U.S. Base Prices
36"	36"-41.9375"	\$ 836 \$ 894 \$ 948 \$1004 \$1066 \$1129 \$1192 \$1257 \$1326
42"	42"-47.9375"	\$ 919 \$ 983 \$1042 \$1106 \$1171 \$1243 \$1309 \$1383 \$1458
48"	48"	\$1011 \$1082 \$1148 \$1216 \$1289 \$1402 \$1478 \$1560 \$1647

► Specifying Information, continued from above

Style Number	Dimensions		Mod. Width	U.S. Base Prices								
	Mod. Depth	Para. Depth		120"W	126"W	132"W	138"W	144"W	150"W	156"W	162"W	168"W
			Para. Width	120"W-	126"W-	132"W-	138"W-	144"W-	150"W-	156"W-	162"W-	168"W-
				125 ¹⁵ / ₁₆ "W	131 ¹⁵ / ₁₆ "W	137 ¹⁵ / ₁₆ "W	143 ¹⁵ / ₁₆ "W	149 ¹⁵ / ₁₆ "W	155 ¹⁵ / ₁₆ "W	161 ¹⁵ / ₁₆ "W	167 ¹⁵ / ₁₆ "W	

Racetrack Table—Low-Pressure Laminate

Style Number	Dimensions	U.S. Base Prices
36"	36"-41.9375"	\$1399 \$1470 \$1542 \$1611 \$1686 \$1759 \$1839 \$1922 \$2009
42"	42"-47.9375"	\$1538 \$1615 \$1696 \$1773 \$1853 \$1936 \$2022 \$2114 \$2209
48"	48"	\$1737 \$1824 \$1914 \$2000 \$2091 \$2186 \$2284 \$2386 \$2414

► Specifying Information, continued on next page



For Canadian Pricing

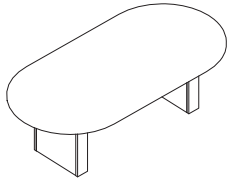
Multiply U.S. Price by the Canadian price factor.

► See page 1 for details.

Racetrack Tables, continued

► Specifying Information, continued from previous page

Specification Information												
Style Number	Dimensions			U.S. Base Prices								
	Mod. Depth	Para. Depth	Mod. Width	66"W	72"W	78"W	84"W	90"W	96"W	102"W	108"W	114"W
			Para. Width	66"W-	72"W-	78"W-	84"W-	90"W-	96"W-	102"W-	108"W-	114"W-
				71 ¹⁵ / ₁₆ "W	77 ¹⁵ / ₁₆ "W	83 ¹⁵ / ₁₆ "W	89 ¹⁵ / ₁₆ "W	95 ¹⁵ / ₁₆ "W	101 ¹⁵ / ₁₆ "W	107 ¹⁵ / ₁₆ "W	113 ¹⁵ / ₁₆ "W	119 ¹⁵ / ₁₆ "W



Shown with optional base.

Racetrack Table—High-Pressure Laminate

Style Number	Mod. Depth	Para. Depth	Mod. Width	66"W	72"W	78"W	84"W	90"W	96"W	102"W	108"W	114"W
CRRCRKTBL	36"	36"-41.9375"		\$1044	\$1116	\$1187	\$1255	\$1331	\$1412	\$1492	\$1571	\$1657
	42"	42"-47.9375"		\$1150	\$1229	\$1302	\$1382	\$1466	\$1553	\$1637	\$1728	\$1823
	48"	48"		\$1264	\$1355	\$1434	\$1520	\$1612	\$1752	\$1847	\$1951	\$2058

► Specifying Information, continued from above

Style Number	Dimensions			U.S. Base Prices								
	Mod. Depth	Para. Depth	Mod. Width	120"W	126"W	132"W	138"W	144"W	150"W	156"W	162"W	168"W
			Para. Width	120"W-	126"W-	132"W-	138"W-	144"W-	150"W-	156"W-	162"W-	168"W
				125 ¹⁵ / ₁₆ "W	131 ¹⁵ / ₁₆ "W	137 ¹⁵ / ₁₆ "W	143 ¹⁵ / ₁₆ "W	149 ¹⁵ / ₁₆ "W	155 ¹⁵ / ₁₆ "W	161 ¹⁵ / ₁₆ "W	167 ¹⁵ / ₁₆ "W	

Racetrack Table—High-Pressure Laminate

Style Number	Mod. Depth	Para. Depth	Mod. Width	120"W	126"W	132"W	138"W	144"W	150"W	156"W	162"W	168"W
CRRCRKTBL	36"	36"-41.9375"		\$1749	\$1836	\$1930	\$2015	\$2107	\$2199	\$2299	\$2403	\$2510
	42"	42"-47.9375"		\$1923	\$2019	\$2121	\$2216	\$2316	\$2419	\$2528	\$2642	\$2762
	48"	48"		\$2171	\$2281	\$2393	\$2500	\$2614	\$2734	\$2856	\$2984	\$3018

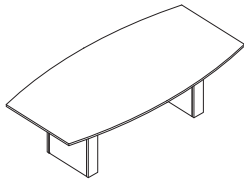


For Canadian Pricing

Multiply U.S. Price by the Canadian price factor.

► See page 1 for details.

Boat-Shaped Tables



Shown with optional rectangular base.

For laminate price group 2 and higher pricing, please refer to the electronic catalog or SmartTools.

Tip: Two-piece tops will occur when the top is in Low-Pressure Laminate and larger than 95¾"W, and in High-Pressure Laminate and larger than 119½"W. Tops will be split into two equal sections and ship with connecting hardware. Low-Pressure Laminate two-piece tops will not have matching grain patterns. All High-Pressure Laminate two-piece tops above 144"W will not have matching grain patterns. Woodgrain High-Pressure Laminate two-piece tops 120"W–144"W will have matching grain patterns.

Tip: The 1¾" worksurface thickness option will be culled October 18, 2026.

Tip: Grommet options allow for either no grommet or hinged power door unit(s). Grommets are available for order as a separate style number, and are field installed.

Tip: Grommet option available on tops with 36"D–48"D and 60"W–168"W.

Tip: Selecting hinged door grommet option results in cut out in table top. Power unit ships separately and is field installed.



For Canadian Pricing
Multiply U.S. Price by the Canadian price factor.
▶ See page 1 for details.

Standard Includes	Required to Specify
<ul style="list-style-type: none"> ▶ Need help? Product details, page 72 • Top: Low-Pressure Laminate price group 1 with 3 mm plastic square edge • Ships ready to assemble • Reinforcing channel, if required, dependent on table size and base option 	<ol style="list-style-type: none"> 1 Style number 2 Low-Pressure Laminate color number for top 3 Plastic color number for all edges on laminate worksurface 4 Base type (see Required Selections below) 5 Options, if selected (see below) <p>▶ See <i>Surface Materials</i>, page 344.</p>

Base Type	Required Selections	U.S. Price	Required to Specify
	<ul style="list-style-type: none"> • Column • Rectangular base • T-base • X-base 	<p>Prices below</p> <p>Prices below</p> <p>Prices below</p> <p>Prices below</p>	<p>Specify with <i>column</i>.</p> <p>Specify with <i>rectangular base</i>.</p> <p>Specify with <i>T-base</i>.</p> <p>Specify with <i>X-base</i>.</p>

Options	U.S. Price	Required to Specify
Surface Materials Top <ul style="list-style-type: none"> • Low-Pressure Laminate (LPL) price group 1 • High-Pressure Laminate (HPL) price group 1 • High-Pressure Laminate (HPL) price group 2 • High-Pressure Laminate (HPL) price group 3 • Open Line laminate 	<p>No cost</p> <p>Prices at right</p> <p>See information at left</p> <p>See information at left</p> <p>+\$111 plus cost of laminate</p>	<p>Specify laminate color number.</p> <p>Specify laminate color number.</p> <p>Specify laminate color number.</p> <p>Specify laminate color number.</p> <p>▶ See <i>Surface Material Reference Manual</i>.</p>
Worksurface Thickness <ul style="list-style-type: none"> • 1½" • 1¾" X10/26 	<p>No cost</p> <p>+\$173</p>	<p>Specify with <i>1½" thickness</i>.</p> <p>Specify with <i>1¾" thickness</i>.</p>
Grommet <ul style="list-style-type: none"> • No grommet • Hinged door 	<p>No cost</p> <p>+\$572 per hinged door</p>	<p>Specify <i>without grommet</i>.</p> <p>Specify with <i>hinged door</i>.</p>
Reinforcing Channel <ul style="list-style-type: none"> • Channel, when required 	<p>+\$ 71 each</p>	<p>Specify with <i>reinforcing channel</i>.</p>

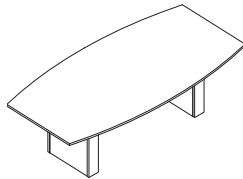
Base Type Upcharges

Base Type	U.S. Price Per Base	Options (Add \$ to Base Price)			
		Paint Price Group 2 Per Base	Paint Price Group 3 Per Base	Polished Chrome Per Base	High-Pressure Laminate Price Group 1 Per Base
Column	+\$349	+\$26	N.A.	N.A.	N.A.
Rectangular Base					
17½"W	N.A.	N.A.	N.A.	N.A.	N.A.
23½"W	+\$951	N.A.	N.A.	N.A.	+\$238
T-base					
26"W	N.A.	N.A.	N.A.	N.A.	N.A.
36"W	+\$427	+\$26	+\$38	+\$181	N.A.
X-base					
26"W	N.A.	N.A.	N.A.	N.A.	N.A.
36"W	+\$500	+\$26	+\$38	+\$181	N.A.

X10/26 = Last order entry
October 18, 2026

Specification Information

• Style Number	• Dimensions Modular Depth	• U.S. Base Prices									
			Mod. Width	96"W	102"W	108"W	114"W	120"W	126"W	132"W	138"W
		Para. Width	96"W-	102"W-	108"W-	114"W-	120"W-	126"W-	132"W-	138"W-	144"W-
		Width	101 ¹⁵ / ₁₆ "W	107 ¹⁵ / ₁₆ "W	113 ¹⁵ / ₁₆ "W	119 ¹⁵ / ₁₆ "W	125 ¹⁵ / ₁₆ "W	131 ¹⁵ / ₁₆ "W	137 ¹⁵ / ₁₆ "W	143 ¹⁵ / ₁₆ "W	149 ¹⁵ / ₁₆ "W



Shown with optional base.

Boat-Shaped Table—Low-Pressure Laminate

CRBTTBL	48"	\$1402	\$1478	\$1560	\$1647	\$1737	\$1824	\$1914	\$2000	\$2091
----------------	-----	--------	--------	--------	--------	--------	--------	--------	--------	--------

► Specifying Information, continued from above

• Style Number	• Dimensions Modular Depth	• U.S. Base Prices				
			Mod. Width	150"W	156"W	162"W
		Para. Width	150"W-	156"W-	162"W-	168"W
		Width	155 ¹⁵ / ₁₆ "W	161 ¹⁵ / ₁₆ "W	167 ¹⁵ / ₁₆ "W	

Boat-Shaped Table—Low-Pressure Laminate

CRBTTBL	48"	\$2186	\$2284	\$2386	\$2414
----------------	-----	--------	--------	--------	--------

Specification Information

• Style Number	• Dimensions Modular Depth	• U.S. Base Prices									
			Mod. Width	96"W	102"W	108"W	114"W	120"W	126"W	132"W	138"W
		Para. Width	96"W-	102"W-	108"W-	114"W-	120"W-	126"W-	132"W-	138"W-	144"W-
		Width	101 ¹⁵ / ₁₆ "W	107 ¹⁵ / ₁₆ "W	113 ¹⁵ / ₁₆ "W	119 ¹⁵ / ₁₆ "W	125 ¹⁵ / ₁₆ "W	131 ¹⁵ / ₁₆ "W	137 ¹⁵ / ₁₆ "W	143 ¹⁵ / ₁₆ "W	149 ¹⁵ / ₁₆ "W

Boat-Shaped Table—High-Pressure Laminate

CRBTTBL	48"	\$1752	\$1847	\$1951	\$2058	\$2171	\$2281	\$2393	\$2500	\$2614
----------------	-----	--------	--------	--------	--------	--------	--------	--------	--------	--------

► Specifying Information, continued from above

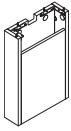
• Style Number	• Dimensions Modular Depth	• U.S. Base Prices				
			Mod. Width	150"W	156"W	162"W
		Para. Width	150"W-	156"W-	162"W-	168"W
		Width	155 ¹⁵ / ₁₆ "W	161 ¹⁵ / ₁₆ "W	167 ¹⁵ / ₁₆ "W	

Boat-Shaped Table—High-Pressure Laminate

CRBTTBL	48"	\$2734	\$2856	\$2984	\$3018
----------------	-----	--------	--------	--------	--------

Legs and Table Bases

Rectangular Base



For laminate price group 2 and higher pricing, please refer to the electronic catalog or SmartTools.

Standard Includes	Required to Specify
<ul style="list-style-type: none"> • Base: Low-Pressure Laminate price group 1 • Adjusting leveling glides: black plastic • Ships ready to assemble 	<ul style="list-style-type: none"> 1 Style number 2 Width 3 Low-Pressure Laminate color number for base 4 Options, if selected (see below) ▶ See <i>Surface Materials</i>, page 344.

Options	U.S. Price	Required to Specify
Surface Materials Base <ul style="list-style-type: none"> • Low-Pressure Laminate (LPL) price group 1 • High-Pressure Laminate (HPL) price group 1 • High-Pressure Laminate (HPL) price group 2 • High-Pressure Laminate (HPL) price group 3 • Open Line laminate 	<ul style="list-style-type: none"> No cost Prices below See information at left See information at left +\$111 plus cost of laminate 	<ul style="list-style-type: none"> Specify laminate color number. Specify laminate color number. Specify laminate color number. Specify laminate color number. ▶ See <i>Surface Material Reference Manual</i>.
Width <ul style="list-style-type: none"> • 18"W • 24"W 	<ul style="list-style-type: none"> Prices below Prices below 	<ul style="list-style-type: none"> Specify 18" width. Specify 24" width.

Specification Information				U.S. Base Prices	
Dimensions			Style Number	U.S. Base Prices	
D	W	H		LPL	HPL
4 ⁹ / ₁₆ "	18"	28"	CRRECB	\$844	\$1056
4 ⁹ / ₁₆ "	24"	28"	CRRECB	\$951	\$1189



For Canadian Pricing
 Multiply U.S. Price by the Canadian price factor.
 ▶ See page 1 for details.

Steel T-base and X-base

Standard Includes	Required to Specify
<ul style="list-style-type: none"> • Column: paint or polished aluminum • Base: paint price group 1 • Adjusting leveling glides: black plastic • Ships ready to assemble 	<ul style="list-style-type: none"> 1 Style number 2 Color number for column 3 Paint color number for base 4 Options, if selected (see below) <p>▶ See <i>Surface Materials</i>, page 344.</p>

Options	U.S. Price	Required to Specify
Surface Materials <ul style="list-style-type: none"> • Base • Paint price group 1 • Paint price group 2 • Paint price group 3 • Polished aluminum 	<ul style="list-style-type: none"> No cost +\$ 26 +\$ 38 +\$181 	<ul style="list-style-type: none"> Specify paint color number. Specify paint color number. Specify paint color number. Specify <i>with polished aluminum</i>.
Width <ul style="list-style-type: none"> • 26"W • 36"W 	<ul style="list-style-type: none"> Prices below Prices below 	<ul style="list-style-type: none"> Specify 26" width. Specify 36" width.

Specification Information			
Width	Column Diameter	Style Number	U.S. Base Price

T-Bases			
26"	2 1/4"	CRSTB	\$343
36"	2 1/4"	CRSTB	\$427
:	:	:	:

X-Bases			
26"	2 1/4"	CRSXB	\$388
36"	2 1/4"	CRSXB	\$500
:	:	:	:



 **For Canadian Pricing**
 Multiply U.S. Price by the Canadian price factor.
 ▶ See page 1 for details.

Post Leg

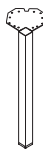


Standard Includes		Required to Specify
<ul style="list-style-type: none"> • Post leg: paint price group 1 • Adjusting leveling glides • Ships ready to assemble 		1 Style number 2 Paint color number for leg 3 Options, if selected (see below) ▶ See <i>Surface Materials</i> , page 344.

Options	U.S. Price	Required to Specify
Surface Materials <ul style="list-style-type: none"> • Paint price group 1 • Paint price group 2 	No cost +\$26	Specify paint color number. Specify paint color number.

Specification Information				
Dimensions			Style Number	U.S. Base Price
D	W	H		
3"	3"	27 ³ / ₄ "	CRPB	\$498

Square Legs



Standard Includes		Required to Specify
<ul style="list-style-type: none"> • Square legs: paint price group 1 • Adjusting leveling glides: black plastic • Quantity: one • Ships ready to assemble 		1 Style number 2 Paint color number for leg 3 Options, if selected (see below) ▶ See <i>Surface Materials</i> , page 344.

Options	U.S. Price	Required to Specify
Surface Materials <ul style="list-style-type: none"> • Paint price group 1 • Paint price group 2 • Paint price group 3 	No cost +\$36 +\$44	Specify paint color number. Specify paint color number. Specify paint color number.
Height <ul style="list-style-type: none"> • 16"H • 19"H • 28"H 	Prices below Prices below Prices below	Specify 16" height. Specify 19" height. Specify 28" height.

Specification Information				
Dimensions			Style Number	U.S. Base Price
D	W	H		
2"	2"	16"	CRSQB	\$239
2"	2"	19"	CRSQB	\$250
2"	2"	28"	CRSQB	\$211

 **For Canadian Pricing**
 Multiply U.S. Price by the Canadian price factor.
 ▶ See page 1 for details.

Column Leg



Standard Includes	Required to Specify
<ul style="list-style-type: none"> Column leg: paint price group 1 Adjusting leveling glides: black plastic Ships ready to assemble 	1 Style number 2 Paint color number for leg 3 Options, if selected (see below) ▶ See <i>Surface Materials</i> , page 344.

Options	U.S. Price	Required to Specify
Surface Materials <ul style="list-style-type: none"> Paint price group 1 Paint price group 2 	No cost +\$26	Specify paint color number. Specify paint color number.

Specification Information				
Dimensions			Style Number	U.S. Base Price
D	W	H		
6"	6"	27 ⁵ / ₁₆ "	CRCLMB	\$349
..

Post Leg



Standard Includes	Required to Specify
<ul style="list-style-type: none"> Post leg: paint price group 1 Adjusting leveling glides Ships ready to assemble 	1 Style number 2 Paint color number for leg 3 Options, if selected (see below) ▶ See <i>Surface Materials</i> , page 344.

Options	U.S. Price	Required to Specify
Surface Materials <ul style="list-style-type: none"> Paint price group 1 Paint price group 2 	No cost +\$20	Specify paint color number. Specify paint color number.

Specification Information		
Height	Style Number	U.S. Base Price
27 ³ / ₈ "	TSATP27	\$211
..



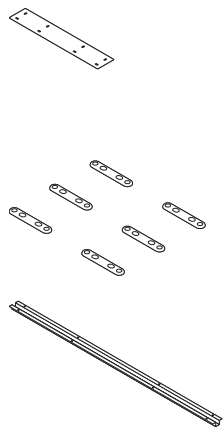
For Canadian Pricing
 Multiply U.S. Price by the Canadian price factor.
 ▶ See page 1 for details.

Supports and Channels

Standard Includes	Required to Specify
• Worksurface supports and channels: black paint	Style number

Specification Information

• Dimensions	• Style Number	• U.S. Price
--------------	----------------	--------------



In-Line Support Plate

14"D	TSATPL14	\$115
20"D	TSATPL20	\$115

Package of Six Tie Plates for Side-by-Side Worksurfaces

7"L	TSATTIE	\$161
-----	----------------	-------

Reinforcing Channels

39"W	TSATRC39	\$ 81
48"W	TSATRC48	\$ 84
57"W	TSATRC57	\$ 89
72"W	TSATRC72	\$190



For Canadian Pricing
 Multiply U.S. Price by the
 Canadian price factor.
 ▶ See page 1 for details.

Intermediate Support

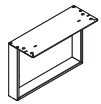
Standard Includes	Required to Specify
<ul style="list-style-type: none"> Intermediate support: paint price group 1 Attachment hardware 	1 Style number 2 Paint color number for support 3 Options, if selected (see below) ▶ See <i>Surface Materials</i> , page 344.

Options	U.S. Price	Required to Specify
Surface Materials <ul style="list-style-type: none"> Paint price group 1 Paint price group 2 Paint price group 3 	No cost +\$20 +\$36	Specify paint color number. Specify paint color number. Specify paint color number.
Storage Brace <ul style="list-style-type: none"> No brace 	No cost	Specify <i>without brace</i> .

Specification Information		
Dimensions	Style	U.S.
D H	Number	Base Price

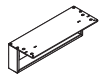
For Use with One-High Currency Storage

16"	11 ¹ / ₈ "	UFS1610H	\$430




For Use with 1.5-High Currency Storage

16"	5 ¹ / ₈ "	UFS1615H	\$395



 **For Canadian Pricing**
 Multiply U.S. Price by the Canadian price factor.
 ▶ See page 1 for details.

Modesty Panel



Standard Includes	Required to Specify
<ul style="list-style-type: none"> Modesty panel: Low-Pressure Laminate price group 1 Bracket: merle paint Ships ready to assemble 	<ol style="list-style-type: none"> Style number Low-Pressure Laminate color number for modesty panel Options, if selected (see below) <p>▶ See <i>Surface Materials</i>, page 344.</p>

Options	U.S. Price	Required to Specify
Surface Materials Modesty Panel <ul style="list-style-type: none"> Low-Pressure Laminate (LPL) price group 1 High-Pressure Laminate (HPL) price group 1 High-Pressure Laminate (HPL) price group 2 High-Pressure Laminate (HPL) price group 3 Open Line laminate 	No cost Prices below See information at left See information at left +\$111 plus cost of laminate	Specify laminate color number. Specify laminate color number. Specify laminate color number. Specify laminate color number. ▶ See <i>Surface Material Reference Manual</i> .

For laminate price group 2 and higher pricing, please refer to the electronic catalog or SmartTools.

Specification Information

Style Number	Height	Modular Width	U.S. Base Prices						
			24"W	30"W	36"W	42"W	48"W	54"W	60"W
		Parametric Width	24"W-	30"W-	36"W-	42"W-	48"W-	54"W-	60"W
			29 ¹⁵ / ₁₆ "W	35 ¹⁵ / ₁₆ "W	41 ¹⁵ / ₁₆ "W	47 ¹⁵ / ₁₆ "W	53 ¹⁵ / ₁₆ "W	59 ¹⁵ / ₁₆ "W	

Low-Pressure Laminate

CRMP	13 ³ / ₄ "	\$381	\$411	\$435	\$469	\$493	\$521	\$550

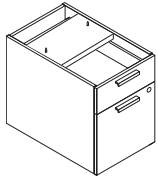
High-Pressure Laminate

CRMP	13 ³ / ₄ "	\$475	\$514	\$545	\$586	\$615	\$651	\$686



For Canadian Pricing
 Multiply U.S. Price by the Canadian price factor.
 ▶ See page 1 for details.

1.5-High and Two-High Fixed Pedestals



► Need help?
Product details,
page 74

Standard Includes

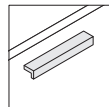
- Fixed pedestal, 1.5-High and Two-High:
 - Low-Pressure Laminate case with matching or contrasting Low-Pressure Laminate headset
 - Low-Pressure Laminate case with High-Pressure Laminate headset, if selected
 - High-Pressure Laminate case with matching or contrasting High-Pressure Laminate headset, if selected
- Finished back
- Bore and dowel drawer construction: black
- One fastened plastic filing system per file drawer: black only
- Full extension, heavy-duty ball bearing drawer suspensions
- One pencil tray is included in units with a box drawer
- Lock plug
- Attachment hardware
- 1 1/4" adjustable leveling glides
- Shipped fully assembled

Required to Specify

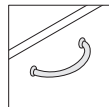
- 1 Style number
- 2 Size type (see below under Required Selections)
- 3 Depth (see below under Required Selections)
- 4 Low-Pressure Laminate or High-Pressure Laminate color number for case
- 5 Low-Pressure Laminate or High-Pressure Laminate color number for headset
- 6 Pulls (see below under Required Selections)
- 7 Options, if selected (see below)
 - See *Surface Materials*, page 344.
 - Tip: Remember to specify lock cylinder and key.*
 - *Lock Cylinders*, page 364

	Required Selections	U.S. Price	Required to Specify
Size Type	<ul style="list-style-type: none"> • Modular • Parametric 	No cost No cost	Specify <i>with modular</i> . Specify <i>with parametric</i> .
Depth	<ul style="list-style-type: none"> • 18 7/8"D • 24"D • 30"D 	Prices at right Prices at right Prices at right	Specify 18 7/8" depth. Specify 24" depth. Specify 30" depth.

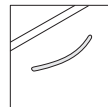
Pull Shape



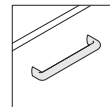
Ledge



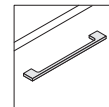
Handle



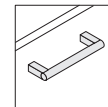
Contemporary



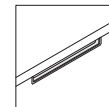
Jazz



Nile



Bar



Inset

	Options	U.S. Price	Required to Specify
Surface Materials	Case <ul style="list-style-type: none"> • Low-Pressure Laminate (LPL) price group 1 • High-Pressure Laminate (HPL) price group 1 • High-Pressure Laminate (HPL) price group 2 • High-Pressure Laminate (HPL) price group 3 • Open Line laminate Headset <ul style="list-style-type: none"> • Low-Pressure Laminate (LPL) price group 1 • High-Pressure Laminate (HPL) price group 1 • High-Pressure Laminate (HPL) price group 2 • High-Pressure Laminate (HPL) price group 3 • Open Line laminate 	No cost Prices at right See information at left See information at left +\$111 plus cost of laminate No cost Prices at right See information at left See information at left +\$111 plus cost of laminate	Specify laminate color number. Specify laminate color number. Specify laminate color number. Specify laminate color number. ► See <i>Surface Material Reference Manual</i> . Specify laminate color number. Specify laminate color number. Specify laminate color number. Specify laminate color number. ► See <i>Surface Material Reference Manual</i> .

► Options, continued on next page

For laminate price group 2 and higher pricing, please refer to the electronic catalog or SmartTools.



For Canadian Pricing
Multiply U.S. Price by the Canadian price factor.
► See page 1 for details.

► Options, continued from previous page

Options	U.S. Price	Required to Specify
Pull		
• Ledge	No cost	Specify with <i>ledge pull</i> .
• Handle	No cost	Specify with <i>handle pull</i> .
• Contemporary	No cost	Specify with <i>contemporary pull</i> .
• Jazz	+\$ 28 per pull	Specify with <i>jazz pull</i> .
• Nile	+\$ 39 per pull	Specify with <i>nile pull</i> .
• Bar	+\$ 41 per pull	Specify with <i>bar pull</i> .
• Inset	+\$ 43 per pull	Specify with <i>inset pull</i> .
Counterweight		
• No counterweight	No cost	Specify with <i>no counterweight</i> .
• With counterweight	+\$107	Specify with <i>counterweight</i> .
Keys		
• Key plug	No cost	Specify with <i>key plug</i> .
• Master key plug	+\$ 39 per lock	Specify with <i>master key plug</i> .

Tip: Lock for the box/box/file configuration does not lock the top box drawer.

Specification Information

Dimensions				Style Number	U.S. Base Prices		
D	D	W	H		LPL Case	HPL Case	HPL Case
Modular	Parametric				LPL Headset	HPL Headset	HPL Headset

1.5-High Fixed Pedestals

One Box Drawer and One File Drawer

18 ⁷ / ₈ "	18 ⁷ / ₈ "	15 ³ / ₄ "	21 ³ / ₈ "	CRPD15H	\$ 684	\$ 746	\$ 880
24"	18 ¹⁵ / ₁₆ "-24"	15 ³ / ₄ "	21 ³ / ₈ "	CRPD15H	\$ 786	\$ 857	\$1009

Two-High Fixed Pedestals

One Open, One Box Drawer, and One File Drawer

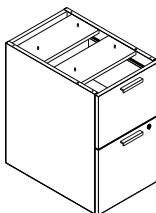
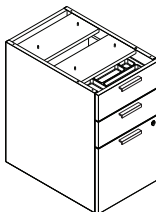
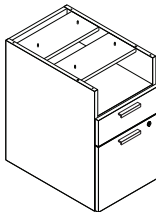
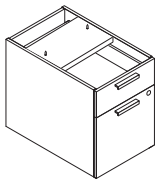
18 ⁷ / ₈ "	18 ⁷ / ₈ "	15 ³ / ₄ "	27 ⁵ / ₁₆ "	CRPD2HOBFF	\$ 855	\$ 934	\$1099
24"	18 ¹⁵ / ₁₆ "-24"	15 ³ / ₄ "	27 ⁵ / ₁₆ "	CRPD2HOBFF	\$ 993	\$1081	\$1268
30"	24 ¹ / ₁₆ "-30"	15 ³ / ₄ "	27 ⁵ / ₁₆ "	CRPD2HOBFF	\$1117	\$1216	\$1425

Two Box Drawers and One File Drawer

18 ⁷ / ₈ "	18 ⁷ / ₈ "	15 ³ / ₄ "	27 ⁵ / ₁₆ "	CRPD2HBBFF	\$ 855	\$ 934	\$1099
24"	18 ¹⁵ / ₁₆ "-24"	15 ³ / ₄ "	27 ⁵ / ₁₆ "	CRPD2HBBFF	\$ 993	\$1081	\$1268
30"	24 ¹ / ₁₆ "-30"	15 ³ / ₄ "	27 ⁵ / ₁₆ "	CRPD2HBBFF	\$1117	\$1216	\$1425

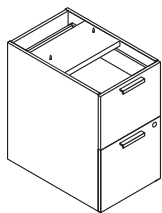
Two File Drawers

18 ⁷ / ₈ "	18 ⁷ / ₈ "	15 ³ / ₄ "	27 ⁵ / ₁₆ "	CRPD2HFF	\$ 855	\$ 934	\$1099
24"	18 ¹⁵ / ₁₆ "-24"	15 ³ / ₄ "	27 ⁵ / ₁₆ "	CRPD2HFF	\$ 993	\$1081	\$1268
30"	24 ¹ / ₁₆ "-30"	15 ³ / ₄ "	27 ⁵ / ₁₆ "	CRPD2HFF	\$1117	\$1216	\$1425



 **For Canadian Pricing**
Multiply U.S. Price by the
Canadian price factor.
► See page 1 for details.

Two-High Fixed Pedestals for Use with Shells



► Need help?
Product details,
page 78

Standard Includes

- Fixed pedestal, Two-High:
 - Low-Pressure Laminate case with matching or contrasting Low-Pressure Laminate headset
 - Low-Pressure Laminate case with High-Pressure Laminate headset, if selected
 - High-Pressure Laminate case with matching or contrasting High-Pressure Laminate headset, if selected
- Finished back
- Bore and dowel drawer construction: black
- One fastened plastic filing system per file drawer: black only
- Full extension, heavy-duty ball bearing drawer suspensions
- One pencil tray is included in units with a box drawer
- Lock plug
- Attachment hardware
- 1 1/4" adjustable leveling glides
- Shipped fully assembled

Required to Specify

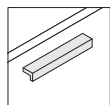
- 1 Style number
- 2 Size type (see below under Required Selections)
- 3 Application (see below under Required Selections)
- 4 Application depth (see below under Required Selections)
- 5 Low-Pressure Laminate or High-Pressure Laminate color number for case
- 6 Low-Pressure Laminate or High-Pressure Laminate color number for headset
- 7 Pulls (see below under Required Selections)
- 8 Options, if selected (see below)
 - See *Surface Materials*, page 344.
 - Tip: Remember to specify lock cylinder and key.*
 - *Lock Cylinders*, page 364

Tip: Specify type of Currency shell the pedestal will be going underneath in application step.

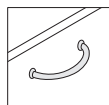
Tip: Specify depth of your Currency shell the pedestal will be going underneath in application depth step.

	Required Selections	U.S. Price	Required to Specify
Size Type	<ul style="list-style-type: none"> • Modular • Parametric 	No cost No cost	Specify with modular. Specify with parametric.
Application	<ul style="list-style-type: none"> • Currency desk shell • Currency bow front shell • Currency desk shell with overhang • Currency return shell 	No cost No cost No cost No cost	Specify with Currency desk shell. Specify with Currency bow front shell. Specify with Currency desk shell with overhang. Specify with Currency return shell.
Application Depth	<ul style="list-style-type: none"> • 18 7/8"D • 24"D • 30"D • 36"D • 42"D 	Prices at right Prices at right Prices at right Prices at right Prices at right	Specify 18 7/8" depth. Specify 24" depth. Specify 30" depth. Specify 36" depth. Specify 42" depth.

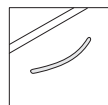
Pull Shape



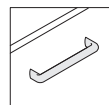
Ledge



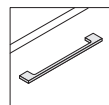
Handle



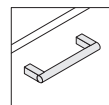
Contemporary



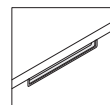
Jazz



Nile



Bar



Inset

For laminate price group 2 and higher pricing, please refer to the electronic catalog or SmartTools.

	Options	U.S. Price	Required to Specify
Surface Materials	Case <ul style="list-style-type: none"> • Low-Pressure Laminate (LPL) price group 1 • High-Pressure Laminate (HPL) price group 1 • High-Pressure Laminate (HPL) price group 2 • High-Pressure Laminate (HPL) price group 3 • Open Line laminate 	No cost Prices at right See information at left See information at left +\$111 plus cost of laminate	Specify laminate color number. Specify laminate color number. Specify laminate color number. Specify laminate color number. ► See <i>Surface Material Reference Manual</i> .

► Options, continued on next page



For Canadian Pricing

Multiply U.S. Price by the Canadian price factor.

► See page 1 for details.

► Options, continued from previous page

	Options	U.S. Price	Required to Specify
Surface Materials, continued	Headset		
	• Low-Pressure Laminate (LPL) price group 1	No cost	Specify laminate color number.
	• High-Pressure Laminate (HPL) price group 1	Prices below	Specify laminate color number.
	• High-Pressure Laminate (HPL) price group 2	See information at left	Specify laminate color number.
	• High-Pressure Laminate (HPL) price group 3	See information at left	Specify laminate color number.
	• Open Line laminate	+\$111 plus cost of laminate	► See <i>Surface Material Reference Manual</i> .
Pull	• Ledge	No cost	Specify with <i>ledge pull</i> .
	• Handle	No cost	Specify with <i>handle pull</i> .
	• Contemporary	No cost	Specify with <i>contemporary pull</i> .
	• Jazz	+\$ 28 per pull	Specify with <i>jazz pull</i> .
	• Nile	+\$ 39 per pull	Specify with <i>nile pull</i> .
	• Bar	+\$ 41 per pull	Specify with <i>bar pull</i> .
	• Inset	+\$ 43 per pull	Specify with <i>inset pull</i> .
Counterweight	• No counterweight	No cost	Specify with <i>no counterweight</i> .
	• With counterweight	+\$107	Specify with <i>counterweight</i> .
Keys	• Key plug	No cost	Specify with <i>key plug</i> .
	• Master key plug	+\$ 39 per lock	Specify with <i>master key plug</i> .

For laminate price group 2 and higher pricing, please refer to the electronic catalog or SmartTools.

Tip: Lock for the box/box/file configuration does not lock the top box drawer.

Specification Information

• Dimensions					• Style Number	• U.S. Base Prices		
	D	D	W	H		• LPL Case		• HPL Case
	Modular	Parametric				LPL Headset	HPL Headset	HPL Headset

Two-High Fixed Pedestals For Use with Shells

One Open, One Box Drawer, and One File Drawer

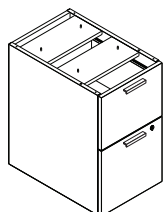
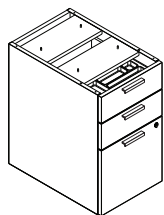
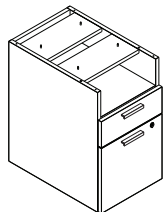
18 ⁷ / ₈ "	18 ⁷ / ₈ "	15 ³ / ₄ "	27 ⁵ / ₁₆ "	CRPDSHL2H0BF	\$ 855	\$ 934	\$1099
24"	18 ¹⁵ / ₁₆ "–24"	15 ³ / ₄ "	27 ⁵ / ₁₆ "	CRPDSHL2H0BF	\$ 993	\$1081	\$1268
30"	24 ¹ / ₁₆ "–30"	15 ³ / ₄ "	27 ⁵ / ₁₆ "	CRPDSHL2H0BF	\$1117	\$1216	\$1425
36"	36"	15 ³ / ₄ "	27 ⁵ / ₁₆ "	CRPDSHL2H0BF	\$1117	\$1216	\$1425
42"	42"	15 ³ / ₄ "	27 ⁵ / ₁₆ "	CRPDSHL2H0BF	\$1151	\$1253	\$1471

Two Box Drawers and One File Drawer

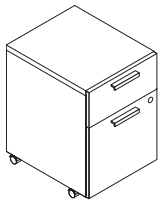
18 ⁷ / ₈ "	18 ⁷ / ₈ "	15 ³ / ₄ "	27 ⁵ / ₁₆ "	CRPDSHL2HBBF	\$ 855	\$ 934	\$1099
24"	18 ¹⁵ / ₁₆ "–24"	15 ³ / ₄ "	27 ⁵ / ₁₆ "	CRPDSHL2HBBF	\$ 993	\$1081	\$1268
30"	24 ¹ / ₁₆ "–30"	15 ³ / ₄ "	27 ⁵ / ₁₆ "	CRPDSHL2HBBF	\$1117	\$1216	\$1425
36"	36"	15 ³ / ₄ "	27 ⁵ / ₁₆ "	CRPDSHL2HBBF	\$1117	\$1216	\$1425
42"	42"	15 ³ / ₄ "	27 ⁵ / ₁₆ "	CRPDSHL2HBBF	\$1151	\$1253	\$1471

Two File Drawers

18 ⁷ / ₈ "	18 ⁷ / ₈ "	15 ³ / ₄ "	27 ⁵ / ₁₆ "	CRPDSHL2HFF	\$ 855	\$ 934	\$1099
24"	18 ¹⁵ / ₁₆ "–24"	15 ³ / ₄ "	27 ⁵ / ₁₆ "	CRPDSHL2HFF	\$ 993	\$1081	\$1268
30"	24 ¹ / ₁₆ "–30"	15 ³ / ₄ "	27 ⁵ / ₁₆ "	CRPDSHL2HFF	\$1117	\$1216	\$1425
36"	36"	15 ³ / ₄ "	27 ⁵ / ₁₆ "	CRPDSHL2HFF	\$1117	\$1216	\$1425
42"	42"	15 ³ / ₄ "	27 ⁵ / ₁₆ "	CRPDSHL2HFF	\$1151	\$1253	\$1471



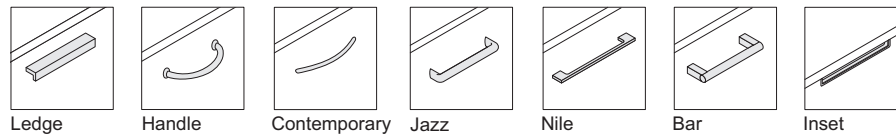
Mobile Pedestals



	Standard Includes	Required to Specify
<p>► Need help? Product details, page 74</p>	<ul style="list-style-type: none"> Mobile pedestal, 1.5 High, and Two-High: <ul style="list-style-type: none"> – Low-Pressure Laminate case with matching or contrasting Low-Pressure Laminate headset – Low-Pressure Laminate case with High-Pressure Laminate headset, if selected – High-Pressure Laminate case with matching or contrasting High-Pressure Laminate headset, if selected Finished back Bore and dowel drawer construction: black One fastened plastic filing system per file drawer: black only Full extension, heavy-duty ball bearing drawer suspensions Two counterweights Lock plug Ships partially assembled, casters to be added in the field One pencil tray is included in units with a box drawer 	<ol style="list-style-type: none"> Style number Size type (see below under Required Selections) Depth (see below under Required Selections) Low-Pressure Laminate or High-Pressure Laminate color number for case Low-Pressure Laminate or High-Pressure Laminate color number for headset Low-Pressure Laminate or High-Pressure Laminate color number for top Plastic color number for all edges on laminate top Pulls (see below under Required Selections) Options, if selected (see below) <p>► See <i>Surface Materials</i>, page 344. Tip: Remember to specify lock cylinder and key. ► <i>Lock Cylinders</i>, page 364</p>

	Required Selections	U.S. Price	Required to Specify
Size Type	<ul style="list-style-type: none"> Modular Parametric 	No cost No cost	Specify with <i>modular</i> . Specify with <i>parametric</i> .
Depth	<ul style="list-style-type: none"> 18⁷/₈"D 22"D 	Prices at right Prices at right	Specify 18 ⁷ / ₈ " depth. Specify 22" depth.

Pull Shape



	Options	U.S. Price	Required to Specify
Surface Materials	<p>Case</p> <ul style="list-style-type: none"> Low-Pressure Laminate (LPL) price group 1 High-Pressure Laminate (HPL) price group 1 High-Pressure Laminate (HPL) price group 2 High-Pressure Laminate (HPL) price group 3 Open Line laminate <p>Headset</p> <ul style="list-style-type: none"> Low-Pressure Laminate (LPL) price group 1 High-Pressure Laminate (HPL) price group 1 High-Pressure Laminate (HPL) price group 2 High-Pressure Laminate (HPL) price group 3 Open Line laminate 	No cost Prices at right See information at left See information at left +\$111 plus cost of laminate No cost Prices at right See information at left See information at left +\$111 plus cost of laminate	Specify laminate color number. Specify laminate color number. Specify laminate color number. Specify laminate color number. ► See <i>Surface Material Reference Manual</i> . Specify laminate color number. Specify laminate color number. Specify laminate color number. Specify laminate color number. ► See <i>Surface Material Reference Manual</i> .

For laminate price group 2 and higher pricing, please refer to the electronic catalog or SmartTools.

► Options, continued on next page



For Canadian Pricing
 Multiply U.S. Price by the Canadian price factor.
 ► See page 1 for details.

► Options, continued from previous page

	Options	U.S. Price	Required to Specify
Surface Materials, continued	Top		
	• Low-Pressure Laminate (LPL) price group 1	No cost	Specify laminate color number.
	• High-Pressure Laminate (HPL) price group 1	Prices at right	Specify laminate color number.
	• High-Pressure Laminate (HPL) price group 2	See information at left	Specify laminate color number.
	• High-Pressure Laminate (HPL) price group 3	See information at left	Specify laminate color number.
	• Open Line laminate	+\$ 111 plus cost of laminate	► See <i>Surface Material Reference Manual</i> .
	Cushion		
	• Fabric price group 1	No cost	Specify fabric color number.
	• Fabric price group 2	+\$ 17	Specify fabric color number.
	• Vinyl price group 2	+\$ 17	Specify vinyl color number.
• Fabric price group 3	+\$ 63	Specify fabric color number.	
• Fabric price group 4	+\$ 79	Specify fabric color number.	
• Fabric price group 5	+\$ 99	Specify fabric color number.	
• Fabric price group 6	+\$ 140	Specify fabric color number.	
• Fabric price group 7	+\$ 170	Specify fabric color number.	
• Fabric price group 8	+\$ 245	Specify fabric color number.	
• Fabric price group 9	+\$ 312	Specify fabric color number.	
• Fabric price group 10	+\$ 380	Specify fabric color number.	
• Leather price group 1	+\$ 972	Specify leather color number.	
• Leather price group 2	+\$1125	Specify leather color number.	
• Customer's Own Material (COM)	+\$ 25	► See <i>Surface Materials Reference Manual</i> .	
• Customer's Own Leather (COL)	No cost	► See <i>Surface Materials Reference Manual</i> .	
Pull	• Ledge	No cost	Specify <i>with ledge pull</i> .
	• Handle	No cost	Specify <i>with handle pull</i> .
	• Contemporary	No cost	Specify <i>with contemporary pull</i> .
	• Jazz	+\$ 28 per pull	Specify <i>with jazz pull</i> .
	• Nile	+\$ 39 per pull	Specify <i>with nile pull</i> .
	• Bar	+\$ 41 per pull	Specify <i>with bar pull</i> .
	• Inset	+\$ 43 per pull	Specify <i>with inset pull</i> .
Drawer Configuration	• Box/box/file	Prices at right	Specify <i>with box/box/file</i> .
	• Box/file	Prices at right	Specify <i>with box/file</i> .
	• Open/box/file	Prices at right	Specify <i>with open/box/file</i> .
Keys	• Key plug	No cost	Specify <i>with key plug</i> .
	• Master key plug	+\$ 39 per lock	Specify <i>with master key plug</i> .

For laminate price group 2 and higher pricing, please refer to the electronic catalog or SmartTools.

Tip: Lock for the box/box/file configuration does not lock the top box drawer.

 **For Canadian Pricing**
Multiply U.S. Price by the Canadian price factor.
► See page 1 for details.

Mobile Pedestals, continued

► Specification Information, continued from previous page

Specification Information

Dimensions				Style Number	U.S. Base Prices			HPL Case	
D Modular	D Parametric	W	H		LPL Case LPL Headset and Top	HPL Headset with LPL Top	HPL Headset and Top	HPL Headset with LPL Top	HPL Headset and Top



1.5-High Mobile Pedestals

One Box Drawer and One File Drawer

18 ⁷ / ₈ "	N.A.	15 ³ / ₄ "	23 ² / ₃ "	CRMP15H	\$ 990	\$1051	\$1112	\$1146	\$1207
22"	18 ¹⁵ / ₁₆ –22"	15 ³ / ₄ "	23 ² / ₃ "	CRMP15H	\$1058	\$1124	\$1190	\$1228	\$1294

Two-High Mobile Pedestals



One Open, One Box Drawer, and One File Drawer

22"	N.A.	15 ³ / ₄ "	27 ³ / ₃₂ "	CRMP2HOB	\$1304	\$1388	\$1472	\$1520	\$1604
-----	------	----------------------------------	-----------------------------------	-----------------	--------	--------	--------	--------	--------



Two Box Drawers and One File Drawer

22"	N.A.	15 ³ / ₄ "	27 ³ / ₃₂ "	CRMP2HBBF	\$1304	\$1388	\$1472	\$1520	\$1604
-----	------	----------------------------------	-----------------------------------	------------------	--------	--------	--------	--------	--------

► Specification Information, continued on next page



For Canadian Pricing

Multiply U.S. Price by the Canadian price factor.

► See page 1 for details.

► Specification Information, continued from previous page

Currency

Specification Information									
Dimensions				Style Number	U.S. Base Prices				
D	D	W	H		LPL Case			HPL Case	
Modular	Parametric				LPL Headset and Top	HPL Headset with LPL Top	HPL Headset and Top	HPL Headset with LPL Top	HPL Headset and Top

Two-High Mobile Pedestals



Two File Drawers

22"	N.A.	15¾"	27 ³ / ₃₂ "	CRMP2HFF	\$1304	\$1388	\$1472	\$1520	\$1604
-----	------	------	-----------------------------------	-----------------	--------	--------	--------	--------	--------



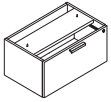
*Tip: Two-High mobile pedestal will not fit under desk when cushion is selected.
Tip: Similar to Universal pedestals, Currency storage is slightly deeper than the depth of the cushion top.*

Pedestal Cushion Top

18 ⁷ / ₈ " or 22"	N.A.	15¾"	1½"	CRC	\$ 385				
---	------	------	-----	------------	--------	--	--	--	--

 **For Canadian Pricing**
Multiply U.S. Price by the Canadian price factor.
► See page 1 for details.

One-High, 1.5-High, and Two-High Lateral Files



► Need help?
Product details,
page 80

Standard Includes

- One-High, 1.5-High, and Two-High lateral files:
 - Low-Pressure Laminate case with matching or contrasting Low-Pressure Laminate headset
 - Low-Pressure Laminate case with High-Pressure Laminate headset, if selected
 - High-Pressure Laminate case with matching or contrasting High-Pressure Laminate headset, if selected
- Finished back
- Bore and dowel drawer construction: black
- One fastened plastic filing system per file drawer: black only
- Full extension, heavy-duty ball bearing drawer suspensions
- Two counterweights
- Attachment hardware
- 1 1/4" adjustable leveling glides
- Shipped fully assembled
- Edge finish to match top, if selected

Required to Specify

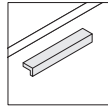
- 1 Style number
- 2 Size type (see below under Required Selections)
- 3 Depth (see below under Required Selections)
- 4 Width (see below under Required Selections)
- 5 Application (see below under Required Selections)
- 6 Low-Pressure Laminate or High-Pressure Laminate color number for case
- 7 Low-Pressure Laminate or High-Pressure Laminate color number for headset
- 8 Low-Pressure Laminate or High-Pressure Laminate color number for top, if selected
- 9 Plastic color number for all edges on laminate top
- 10 Pulls (see below under Required Selections)
- 11 Options, if selected (see below)
 - See *Surface Materials*, page 344.
 - Tip: Remember to specify lock cylinder and key.*
 - See *Lock Cylinders*, page 364

	Required Selections	U.S. Price	Required to Specify
Size Type	<ul style="list-style-type: none"> • Modular • Parametric 	Prices at right Prices at right	Specify <i>with modular</i> . Specify <i>with parametric</i> .
Depth	<ul style="list-style-type: none"> • 18 7/8"D • 22 3/4"D • 24"D • 30"D 	Prices at right Prices at right Prices at right Prices at right	Specify 18 7/8" depth. Specify 22 3/4" depth. Specify 24" depth. Specify 30" depth.
Width	<ul style="list-style-type: none"> • 30"W • 36"W 	Prices at right Prices at right	Specify 30" width. Specify 36" width.
Application	<ul style="list-style-type: none"> • Full • Recessed 	No cost No cost	Specify <i>with full</i> . Specify <i>with recessed</i> .

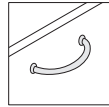
Tip: Recessed back option automatically removes top. Specify square edge top with 1/2" cord drop and power access door separately.

Tip: For Answer beam applications where low storage supports overheads or organizers with mid-storage supports, omit the 1"H top on the lower storage and specify a square edge top.

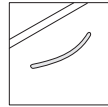
Pull Shape



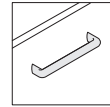
Ledge



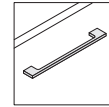
Handle



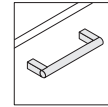
Contemporary



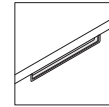
Jazz



Nile



Bar



Inset

	Options	U.S. Price	Required to Specify
Surface Materials	Case <ul style="list-style-type: none"> • Low-Pressure Laminate (LPL) price group 1 • High-Pressure Laminate (HPL) price group 1 • High-Pressure Laminate (HPL) price group 2 • High-Pressure Laminate (HPL) price group 3 • Open Line laminate 	No cost Prices at right See information at left See information at left +\$111 plus cost of laminate	Specify laminate color number. Specify laminate color number. Specify laminate color number. Specify laminate color number. ► See <i>Surface Material Reference Manual</i> .

► Options, continued on next page

For laminate price group 2 and higher pricing, please refer to the electronic catalog or *SmartTools*.



For Canadian Pricing

Multiply U.S. Price by the Canadian price factor.

► See page 1 for details.

► Options, continued from previous page

	Options	U.S. Price	Required to Specify
Surface Materials, continued	Headset		
	• Low-Pressure Laminate (LPL) price group 1	No cost	Specify laminate color number.
	• High-Pressure Laminate (HPL) price group 1	Prices at right	Specify laminate color number.
	• High-Pressure Laminate (HPL) price group 2	See information at left	Specify laminate color number.
	• High-Pressure Laminate (HPL) price group 3	See information at left	Specify laminate color number.
	• Open Line laminate	+\$111 plus cost of laminate	► See <i>Surface Material Reference Manual</i> .
	Top		
	• Low-Pressure Laminate (LPL) price group 1	No cost	Specify laminate color number.
	• High-Pressure Laminate (HPL) price group 1	Prices at right	Specify laminate color number.
	• High-Pressure Laminate (HPL) price group 2	See information at left	Specify laminate color number.
• High-Pressure Laminate (HPL) price group 3	See information at left	Specify laminate color number.	
• Open Line laminate	+\$111 plus cost of laminate	► See <i>Surface Material Reference Manual</i> .	
Top	• No top • With top	No cost Prices below	Specify <i>with no top</i> . Specify <i>with top</i> .
Worksurface Thickness	• 1 1/8" • 1 3/8" ☒10/26	No cost +\$173	Specify <i>with 1 1/8" thickness</i> . Specify <i>with 1 3/8" thickness</i> .
Pull	• Ledge • Handle • Contemporary • Jazz • Nile • Bar • Inset	No cost No cost No cost +\$ 28 per pull +\$ 39 per pull +\$ 41 per pull +\$ 43 per pull	Specify <i>with ledge pull</i> . Specify <i>with handle pull</i> . Specify <i>with contemporary pull</i> . Specify <i>with jazz pull</i> . Specify <i>with nile pull</i> . Specify <i>with bar pull</i> . Specify <i>with inset pull</i> .
Counterweight	• No counterweight • With counterweight	-\$107 per counterweight No cost	Specify <i>with no counterweight</i> . Specify <i>with counterweight</i> .
Keys	• Key plug • Master key plug	No cost +\$ 39 per lock	Specify <i>with key plug</i> . Specify <i>with master key plug</i> .

For laminate price group 2 and higher pricing, please refer to the electronic catalog or SmartTools.

Tip: The 1 3/8" worksurface thickness option will be culled October 18, 2026.

With Top Option Upcharges

Tip: For laminate price group 2 and 3 pricing, please refer to the electronic catalog or SmartTools.

Dimensions Modular Depth	Parametric Depth	Modular Width	Options (Add \$ to Base Price)	
			LPL	HPL
18 7/8"	N.A.	30"	+\$149	+\$200
18 7/8"	N.A.	36"	+\$159	+\$214
22 3/4"	18 15/16"–22 3/4"	30"	+\$149	+\$200
22 3/4"	18 15/16"–22 3/4"	36"	+\$159	+\$214
24"	22 13/16"–24"	30"	+\$167	+\$225
24"	22 13/16"–24"	36"	+\$174	+\$232
30"	24 1/16"–30"	30"	+\$186	+\$253
30"	24 1/16"–30"	36"	+\$195	+\$262

 **For Canadian Pricing**
Multiply U.S. Price by the Canadian price factor.
► See page 1 for details.

☒10/26 = Last order entry
October 18, 2026

► **Specification Information, continued from previous page**

Specification Information

Modular Depth	Parametric Depth	Modular Width	Style Number	U.S. Base Prices		
				Low-Pressure Laminate Case with Headset	Low-Pressure Laminate Case with High-Pressure Laminate Headset	High-Pressure Laminate Case with Headset

One-High Laterals

One File Drawer

18 ⁷ / ₈ "	N.A.	30"	CRL1H	\$1107	\$1196	\$1383
18 ⁷ / ₈ "	N.A.	36"	CRL1H	\$1165	\$1257	\$1454
24"	18 ¹⁵ / ₁₆ "-24"	30"	CRL1H	\$1107	\$1196	\$1383
24"	18 ¹⁵ / ₁₆ "-24"	36"	CRL1H	\$1165	\$1257	\$1454
30"	24 ¹ / ₁₆ "-30"	30"	CRL1H	\$1151	\$1244	\$1441
30"	24 ¹ / ₁₆ "-30"	36"	CRL1H	\$1212	\$1308	\$1515

1.5-High Laterals

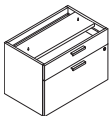
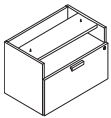
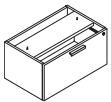
One Open, One File Drawer

18 ⁷ / ₈ "	N.A.	30"	CRL15HOF	\$1277	\$1378	\$1595
18 ⁷ / ₈ "	N.A.	36"	CRL15HOF	\$1345	\$1454	\$1682
24"	18 ¹⁵ / ₁₆ "-24"	30"	CRL15HOF	\$1440	\$1555	\$1800
24"	18 ¹⁵ / ₁₆ "-24"	36"	CRL15HOF	\$1515	\$1636	\$1893
30"	24 ¹ / ₁₆ "-30"	30"	CRL15HOF	\$1502	\$1622	\$1878
30"	24 ¹ / ₁₆ "-30"	36"	CRL15HOF	\$1580	\$1708	\$1978

One Box, One File Drawer

18 ⁷ / ₈ "	N.A.	30"	CRL15HBF	\$1277	\$1378	\$1595
18 ⁷ / ₈ "	N.A.	36"	CRL15HBF	\$1345	\$1454	\$1682
24"	18 ¹⁵ / ₁₆ "-24"	30"	CRL15HBF	\$1440	\$1555	\$1800
24"	18 ¹⁵ / ₁₆ "-24"	36"	CRL15HBF	\$1515	\$1636	\$1893
30"	24 ¹ / ₁₆ "-30"	30"	CRL15HBF	\$1502	\$1622	\$1878
30"	24 ¹ / ₁₆ "-30"	36"	CRL15HBF	\$1580	\$1708	\$1978

► **Specification Information, continued on next page**



For Canadian Pricing

Multiply U.S. Price by the Canadian price factor.

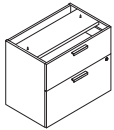
► See page 1 for details.

► **Specification Information, continued from previous page**

Specification Information

Modular Depth	Parametric Depth	Modular Width	Style Number	U.S. Base Prices		
				Low-Pressure Laminate Case with Headset	Low-Pressure Laminate Case with High-Pressure Laminate Headset	High-Pressure Laminate Case with Headset
.
.
.
.
.
.

Currency



Two-High Laterals

Two File Drawers

18 ⁷ / ₈ "	N.A.	30"	CRL2H	\$1447	\$1563	\$1809
18 ⁷ / ₈ "	N.A.	36"	CRL2H	\$1523	\$1644	\$1902
22 ³ / ₄ "	18 ⁵ / ₁₆ "-22 ³ / ₄ "	30"	CRL2H	\$1644	\$1776	\$2055
22 ³ / ₄ "	18 ⁵ / ₁₆ "-22 ³ / ₄ "	36"	CRL2H	\$1729	\$1868	\$2163
24"	22 ¹ / ₁₆ "-24"	30"	CRL2H	\$1644	\$1776	\$2055
24"	22 ¹ / ₁₆ "-24"	36"	CRL2H	\$1729	\$1868	\$2163
30"	24 ¹ / ₁₆ "-30"	30"	CRL2H	\$1715	\$1853	\$2146
30"	24 ¹ / ₁₆ "-30"	36"	CRL2H	\$1805	\$1951	\$2261
.

 **For Canadian Pricing**
Multiply U.S. Price by the
Canadian price factor.
► See page 1 for details.

Three-High and Four-High Lateral Files



► Need help?
Product details,
page 84

Standard Includes

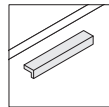
- Three-High and Four-High lateral files:
 - Low-Pressure Laminate case with matching or contrasting Low-Pressure Laminate headset
 - Low-Pressure Laminate case with High-Pressure Laminate headset, if selected
 - High-Pressure Laminate case with matching or contrasting High-Pressure Laminate headset, if selected
- Finished back
- Bore and dowel drawer construction: black
- One fastened plastic filing system per file drawer: black only
- Full extension, heavy-duty ball bearing drawer suspensions
- Two counterweights
- Attachment hardware
- 1 1/4" adjustable leveling glides
- Shipped fully assembled
- Edge finish to match top, if selected

Required to Specify

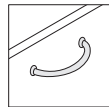
- 1 Style number
- 2 Size type (see below under Required Selections)
- 3 Depth (see below under Required Selections)
- 4 Width (see below under Required Selections)
- 5 Low-Pressure Laminate or High-Pressure Laminate color number for case
- 6 Low-Pressure Laminate or High-Pressure Laminate color number for headset
- 7 Low-Pressure Laminate or High-Pressure Laminate color number for top
- 8 Plastic color number for all edges on laminate top, if selected
- 9 Pulls (see below under Required Selections)
- 10 Options, if selected (see below)
 - See *Surface Materials*, page 344.
 - Tip: Remember to specify lock cylinder and key.*
 - *Lock Cylinders*, page 364

	Required Selections	U.S. Price	Required to Specify
Size Type	<ul style="list-style-type: none"> • Modular • Parametric 	No cost No cost	Specify with <i>modular</i> . Specify with <i>parametric</i> .
Depth	<ul style="list-style-type: none"> • 18 7/8"D • 24"D • 30"D 	Prices at right Prices at right Prices at right	Specify 18 7/8" depth. Specify 24" depth. Specify 30" depth.
Width	<ul style="list-style-type: none"> • 30"W • 36"W 	Prices at right Prices at right	Specify 30" width. Specify 36" width.

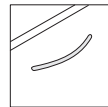
Pull Shape



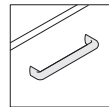
Ledge



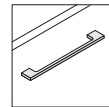
Handle



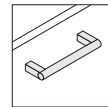
Contemporary



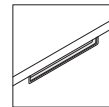
Jazz



Nile



Bar



Inset

	Options	U.S. Price	Required to Specify
Surface Materials	Case <ul style="list-style-type: none"> • Low-Pressure Laminate (LPL) price group 1 • High-Pressure Laminate (HPL) price group 1 • High-Pressure Laminate (HPL) price group 2 • High-Pressure Laminate (HPL) price group 3 • Open Line laminate 	No cost Prices at right See information at left See information at left +\$111 plus cost of laminate	Specify laminate color number. Specify laminate color number. Specify laminate color number. Specify laminate color number. ► See <i>Surface Material Reference Manual</i> .

► Options, continued on next page

For laminate price group 2 and higher pricing, please refer to the electronic catalog or SmartTools.



For Canadian Pricing

Multiply U.S. Price by the Canadian price factor.

► See page 1 for details.

► Options, continued from previous page

	Options	U.S. Price	Required to Specify
Surface Materials, continued	Headset		
	• Low-Pressure Laminate (LPL) price group 1	No cost	Specify laminate color number.
	• High-Pressure Laminate (HPL) price group 1	Prices at right	Specify laminate color number.
	• High-Pressure Laminate (HPL) price group 2	See information at left	Specify laminate color number.
	• High-Pressure Laminate (HPL) price group 3	See information at left	Specify laminate color number.
	• Open Line laminate	+\$111 plus cost of laminate	► See <i>Surface Material Reference Manual</i> .
	Top		
	• Low-Pressure Laminate (LPL) price group 1	No cost	Specify laminate color number.
	• High-Pressure Laminate (HPL) price group 1	Prices at right	Specify laminate color number.
	• High-Pressure Laminate (HPL) price group 2	See information at left	Specify laminate color number.
• High-Pressure Laminate (HPL) price group 3	See information at left	Specify laminate color number.	
• Open Line laminate	+\$111 plus cost of laminate	► See <i>Surface Material Reference Manual</i> .	
Top Option	• No top • With top	No cost Prices below	Specify <i>with no top</i> . Specify <i>with top</i> .
Worksurface Thickness	• 1 1/8" • 1 3/8" ✕10/26	No cost +\$173	Specify <i>with 1 1/8" thickness</i> . Specify <i>with 1 3/8" thickness</i> .
Pull	• Ledge • Handle • Contemporary • Jazz • Nile • Bar • Inset	No cost No cost No cost +\$ 28 per pull +\$ 39 per pull +\$ 41 per pull +\$ 43 per pull	Specify <i>with ledge pull</i> . Specify <i>with handle pull</i> . Specify <i>with contemporary pull</i> . Specify <i>with jazz pull</i> . Specify <i>with nile pull</i> . Specify <i>with bar pull</i> . Specify <i>with inset pull</i> .
Keys	• Key plug • Master key plug	No cost +\$ 39 per lock	Specify <i>with key plug</i> . Specify <i>with master key plug</i> .

For laminate price group 2 and higher pricing, please refer to the electronic catalog or SmartTools.

Tip: The 1 3/8" worksurface thickness option will be culled October 18, 2026.

With Top Option Upcharges

Tip: For laminate price group 2 and 3 pricing, please refer to the electronic catalog or SmartTools.

• Dimensions • Modular • Depth	• Parametric • Width	• Options (Add \$ to Base Price)	
		• LPL	• HPL
18 7/8"	30"	+\$149	+\$200
18 7/8"	36"	+\$159	+\$214
24"	30"	+\$167	+\$225
24"	36"	+\$174	+\$232
30"	30"	+\$186	+\$253
30"	36"	+\$195	+\$262

► Specification Informations, on next page



For Canadian Pricing
Multiply U.S. Price by the Canadian price factor.
► See page 1 for details.

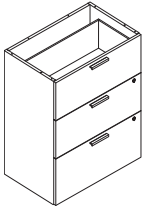
✕10/26 = Last order entry
October 18, 2026

Three-High and Four-High Lateral Files, continued

► Options, on previous page

Specification Information

Modular Depth	Parametric Depth	Modular Width	Style Number	U.S. Base Prices		
				LPL Case with Headset	LPL Case with HPL Headset	HPL Case with Headset



Three-High Laterals

Three File Drawers

18 ⁷ / ₈ "	N.A.	30"	CRL3H	\$2586	\$2775	\$3179
18 ⁷ / ₈ "	N.A.	36"	CRL3H	\$2731	\$2933	\$3361
24"	18 ⁵ / ₁₆ "–24"	30"	CRL3H	\$2609	\$2800	\$3208
24"	18 ⁵ / ₁₆ "–24"	36"	CRL3H	\$2757	\$2961	\$3394
30"	24 ¹ / ₁₆ "–30"	30"	CRL3H	\$2633	\$2826	\$3240
30"	24 ¹ / ₁₆ "–30"	36"	CRL3H	\$2782	\$2988	\$3425



Four-High Laterals

Four File Drawers

18 ⁷ / ₈ "	N.A.	30"	CRL4H	\$2852	\$3064	\$3512
18 ⁷ / ₈ "	N.A.	36"	CRL4H	\$2940	\$3158	\$3621
24"	18 ⁵ / ₁₆ "–24"	30"	CRL4H	\$2878	\$3092	\$3545
24"	18 ⁵ / ₁₆ "–24"	36"	CRL4H	\$2968	\$3188	\$3655
30"	24 ¹ / ₁₆ "–30"	30"	CRL4H	\$2904	\$3120	\$3578
30"	24 ¹ / ₁₆ "–30"	36"	CRL4H	\$2995	\$3218	\$3691

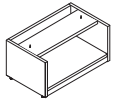


For Canadian Pricing

Multiply U.S. Price by the Canadian price factor.

► See page 1 for details.

One-High, 1.5-High, and Two-High Lower Storage



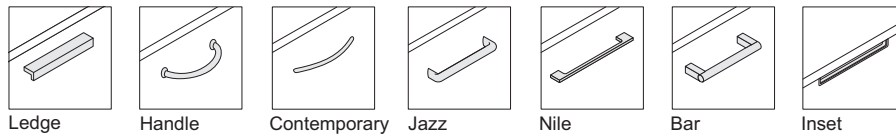
	Standard Includes	Required to Specify
▶ Need help? Product details, page 80	<ul style="list-style-type: none"> • Lower storage, if One-High lower storage, 1.5-High open lower storage, or Two-High open lower storage is selected: <ul style="list-style-type: none"> – Low-Pressure Laminate case – High-Pressure Laminate case, if selected • Lower storage, if 1.5-High or Two-High lower storage with doors is selected: <ul style="list-style-type: none"> – Low-Pressure Laminate case with matching or contrasting Low-Pressure Laminate headset – Low-Pressure Laminate case with High-Pressure Laminate headset, if selected – High-Pressure Laminate case with matching or contrasting High-Pressure Laminate headset, if selected • Finished back • Pulls on 1.5-High and Two-High lower storage with doors, if selected • Lock on 1.5-High and Two-High lower storage with doors, if selected: lock plug • Attachment hardware • 1 1/4" adjustable leveling glides • One adjustable shelf (1.5-High and Two-High) • Shipped fully assembled • Edge finish to match top, if selected 	<ol style="list-style-type: none"> 1 Style number 2 Size type (see below under Required Selections) 3 Depth (see below under Required Selections) 4 Width (see below under Required Selections) 5 Application (see below under Required Selections) 6 Low-Pressure Laminate or High-Pressure Laminate color number for case 7 Low-Pressure Laminate or High-Pressure Laminate color number for headset 8 Low-Pressure Laminate or High-Pressure Laminate color number for top, if selected 9 Plastic color number for all edges on laminate top 10 Pulls (see below under Required Selections) 11 Options, if selected (see below) <ul style="list-style-type: none"> ▶ See <i>Surface Materials</i>, page 344. <i>Tip: Remember to specify lock cylinder and key.</i> ▶ See <i>Lock Cylinders</i>, page 364

	Required Selections	U.S. Price	Required to Specify
Size Type	<ul style="list-style-type: none"> • Modular • Parametric 	Prices at right Prices at right	Specify <i>with modular</i> . Specify <i>with parametric</i> .
Depth	<ul style="list-style-type: none"> • 18 7/8"D • 22 3/4"D • 24"D 	Prices at right Prices at right Prices at right	Specify 18 7/8" depth. Specify 22 3/4" depth. Specify 24" depth.
Width	<ul style="list-style-type: none"> • 30"W • 36"W • 42"W 	Prices at right Prices at right Prices at right	Specify 30" width. Specify 36" width. Specify 42" width.
Application	<ul style="list-style-type: none"> • Full • Recessed 	No cost No cost	Specify <i>with full</i> . Specify <i>with recessed</i> .

Tip: Recessed back option automatically removes top. Specify square edge top with 1/2" cord drop and power access door separately.

Tip: For Answer beam applications where low storage supports overheads or organizers with mid-storage supports, omit the 1"H top on the lower storage and specify a square edge top.

Pull Shape



	Options	U.S. Price	Required to Specify
Surface Materials	<ul style="list-style-type: none"> • Case • Low-Pressure Laminate (LPL) price group 1 • High-Pressure Laminate (HPL) price group 1 • High-Pressure Laminate (HPL) price group 2 • High-Pressure Laminate (HPL) price group 3 • Open Line laminate 	No cost Prices at right See information at left See information at left +\$111 plus cost of laminate	Specify laminate color number. Specify laminate color number. Specify laminate color number. Specify laminate color number. ▶ See <i>Surface Material Reference Manual</i> .

▶ Options, continued on next page

For laminate price group 2 and higher pricing, please refer to the electronic catalog or SmartTools.



For Canadian Pricing
Multiply U.S. Price by the Canadian price factor.
▶ See page 1 for details.

► Options, continued from previous page

	Options	U.S. Price	Required to Specify
Surface Materials, continued	Headset		
	• Low-Pressure Laminate (LPL) price group 1	No cost	Specify laminate color number.
	• High-Pressure Laminate (HPL) price group 1	Prices at right	Specify laminate color number.
	• High-Pressure Laminate (HPL) price group 2	See information at left	Specify laminate color number.
	• High-Pressure Laminate (HPL) price group 3	See information at left	Specify laminate color number.
	• Open Line laminate	+\$111 plus cost of laminate	► See <i>Surface Material Reference Manual</i> .
	Top		
	• Low-Pressure Laminate (LPL) price group 1	No cost	Specify laminate color number.
	• High-Pressure Laminate (HPL) price group 1	Prices at right	Specify laminate color number.
	• High-Pressure Laminate (HPL) price group 2	See information at left	Specify laminate color number.
• High-Pressure Laminate (HPL) price group 3	See information at left	Specify laminate color number.	
• Open Line laminate	+\$111 plus cost of laminate	► See <i>Surface Material Reference Manual</i> .	
Top Option	• No top • With top	No cost Prices below	Specify <i>with no top</i> . Specify <i>with top</i> .
Worksurface Thickness	• 1 1/8" • 1 3/8" ✕10/26	No cost +\$173	Specify <i>with 1 1/8" thickness</i> . Specify <i>with 1 3/8" thickness</i> .
Pull	• Ledge • Handle • Contemporary • Jazz • Nile • Bar • Inset	No cost No cost No cost +\$ 28 per pull +\$ 39 per pull +\$ 41 per pull +\$ 43 per pull	Specify <i>with ledge pull</i> . Specify <i>with handle pull</i> . Specify <i>with contemporary pull</i> . Specify <i>with jazz pull</i> . Specify <i>with nile pull</i> . Specify <i>with bar pull</i> . Specify <i>with inset pull</i> .
Keys	• Key plug • Master key plug	No cost +\$ 39	Specify <i>with key plug</i> . Specify <i>with master key plug</i> .

For laminate price group 2 and higher pricing, please refer to the electronic catalog or SmartTools.

Tip: The 1 3/8" worksurface thickness option will be culled October 18, 2026.

With Top Option Upcharges

Tip: For laminate price group 2 and 3 pricing, please refer to the electronic catalog or SmartTools.

• Dimensions Modular Depth	• Parametric Depth	• Modular Width	• Parametric Width	• Options (Add \$ to Base Price)	
				LPL	HPL
18 7/8"	N.A.	30"	N.A.	+\$149	+\$200
18 7/8"	N.A.	36"	30 1/16"—36"	+\$159	+\$214
18 7/8"	N.A.	42"	36 1/16"—42"	+\$174	+\$232
22 3/4"	18 15/16"—22 3/4"	30"	N.A.	+\$149	+\$200
22 3/4"	18 15/16"—22 3/4"	36"	30 1/16"—36"	+\$159	+\$214
22 3/4"	18 15/16"—22 3/4"	42"	36 1/16"—42"	+\$174	+\$232
24"	22 13/16"—24"	30"	N.A.	+\$167	+\$225
24"	22 13/16"—24"	36"	30 1/16"—36"	+\$174	+\$232
24"	22 13/16"—24"	42"	36 1/16"—42"	+\$187	+\$251



For Canadian Pricing
Multiply U.S. Price by the Canadian price factor.
► See page 1 for details.

► Specification Information, on next page

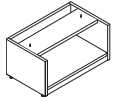
✕10/26 = Last order entry
October 18, 2026

► One-High, 1.5-High, and Two-High Lower Storage, continued 187

► **Specification Information, continued from previous page**

Specification Information

Modular Depth	Parametric Depth	Style Number	Modular Width Parametric Width	U.S. Base Prices		
				30"	36"	42"
				N.A.	30 ¹ / ₁₆ "–36"	36 ¹ / ₁₆ "–42"



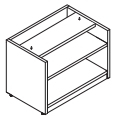
One-High Lower Storage

Open, Low-Pressure Laminate Case

18 ⁷ / ₈ "	N.A.	CRLS1H		\$ 677	\$ 712	\$ 749
24"	18 ¹⁵ / ₁₆ "–24"	CRLS1H		\$ 677	\$ 712	\$ 749

Open, High-Pressure Laminate Case

18 ⁷ / ₈ "	N.A.	CRLS1H		\$ 847	\$ 890	\$ 936
24"	18 ¹⁵ / ₁₆ "–24"	CRLS1H		\$ 847	\$ 890	\$ 936



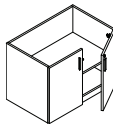
1.5-High Lower Storage

Open, Low-Pressure Laminate Case

18 ⁷ / ₈ "	N.A.	CRLS15HO		\$ 794	\$ 836	\$ 878
24"	18 ¹⁵ / ₁₆ "–24"	CRLS15HO		\$ 926	\$ 975	\$1024

Open, High-Pressure Laminate Case

18 ⁷ / ₈ "	N.A.	CRLS15HO		\$ 992	\$1045	\$1097
24"	18 ¹⁵ / ₁₆ "–24"	CRLS15HO		\$1158	\$1220	\$1280



1.5-High Lower Storage

Cabinet, Low-Pressure Laminate Case with Headset

18 ⁷ / ₈ "	N.A.	CRLS15HD		\$ 895	\$ 950	\$1005
24"	18 ¹⁵ / ₁₆ "–24"	CRLS15HD		\$1027	\$1088	\$1152

Cabinet, Low-Pressure Laminate Case with High-Pressure Laminate Headset

18 ⁷ / ₈ "	N.A.	CRLS15HD		\$ 918	\$ 976	\$1033
24"	18 ¹⁵ / ₁₆ "–24"	CRLS15HD		\$1051	\$1115	\$1182

Cabinet, High-Pressure Laminate Case with Headset

18 ⁷ / ₈ "	N.A.	CRLS15HD		\$1120	\$1188	\$1257
24"	18 ¹⁵ / ₁₆ "–24"	CRLS15HD		\$1284	\$1361	\$1440

► **Specification Information, continued on next page**



For Canadian Pricing

Multiply U.S. Price by the Canadian price factor.

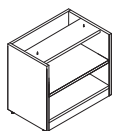
► See page 1 for details.

► Specification Information, continued from previous page

Specification Information

Modular Depth	Parametric Depth	Style Number	Modular Width Parametric Width	U.S. Base Prices		
				30"	36"	42"
				N.A.	30 ¹ / ₁₆ "-36"	36 ¹ / ₁₆ "-42"

Currency



Two-High Lower Storage

Open, Low-Pressure Laminate Case

18 ⁷ / ₈ "	N.A.	CRLS2HO		\$ 888	\$ 924	\$ 960
22 ³ / ₄ "	18 ¹⁵ / ₁₆ "-22 ³ / ₄ "	CRLS2HO		\$ 995	\$1034	\$1076
24"	22 ¹³ / ₁₆ "-24"	CRLS2HO		\$ 995	\$1034	\$1076

Open, High-Pressure Laminate Case

18 ⁷ / ₈ "	N.A.	CRLS2HO		\$1110	\$1155	\$1201
22 ³ / ₄ "	18 ¹⁵ / ₁₆ "-22 ³ / ₄ "	CRLS2HO		\$1245	\$1292	\$1345
24"	22 ¹³ / ₁₆ "-24"	CRLS2HO		\$1245	\$1292	\$1345

Two-High Lower Storage

Cabinet, Low-Pressure Laminate Case with Headset

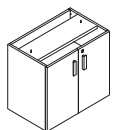
18 ⁷ / ₈ "	N.A.	CRLS2HD		\$ 987	\$1038	\$1088
22 ³ / ₄ "	18 ¹⁵ / ₁₆ "-22 ³ / ₄ "	CRLS2HD		\$1094	\$1148	\$1204
24"	22 ¹³ / ₁₆ "-24"	CRLS2HD		\$1094	\$1148	\$1204

Cabinet, Low-Pressure Laminate Case with High-Pressure Laminate Headset

18 ⁷ / ₈ "	N.A.	CRLS2HD		\$1012	\$1066	\$1119
22 ³ / ₄ "	18 ¹⁵ / ₁₆ "-22 ³ / ₄ "	CRLS2HD		\$1119	\$1176	\$1235
24"	22 ¹³ / ₁₆ "-24"	CRLS2HD		\$1119	\$1176	\$1235

Cabinet, High-Pressure Laminate Case with Headset

18 ⁷ / ₈ "	N.A.	CRLS2HD		\$1234	\$1297	\$1360
22 ³ / ₄ "	18 ¹⁵ / ₁₆ "-22 ³ / ₄ "	CRLS2HD		\$1369	\$1434	\$1504
24"	22 ¹³ / ₁₆ "-24"	CRLS2HD		\$1369	\$1434	\$1504



For Canadian Pricing
Multiply U.S. Price by the
Canadian price factor.
► See page 1 for details.

Storage Filler Panels

Tip: Storage filler panels are used for units of same height with finished backs only; not for use with recessed or open back units.

Standard Includes	Required to Specify
<ul style="list-style-type: none"> Need help? Product details, page 89 Low-Pressure Laminate price group 1 	<ol style="list-style-type: none"> Style number Low-Pressure Laminate color number for filler panel Options, if selected (see below) <p>▶ See <i>Surface Materials</i>, page 344.</p>

For laminate price group 2 and higher pricing, please refer to the electronic catalog or SmartTools.

Options	U.S. Price	Required to Specify
Surface Materials Panel <ul style="list-style-type: none"> Low-Pressure Laminate (LPL) price group 1 High-Pressure Laminate (HPL) price group 1 High-Pressure Laminate (HPL) price group 2 High-Pressure Laminate (HPL) price group 3 Open Line laminate 	No cost Prices below See information at left See information at left +\$111 plus cost of laminate	Specify laminate color number. Specify laminate color number. Specify laminate color number. Specify laminate color number. ▶ See <i>Surface Material Reference Manual</i> .
Storage Height <ul style="list-style-type: none"> One-High 1.5-High Two-High 	+\$ 74 +\$ 82 +\$ 87	Specify with <i>One-High</i> storage height. Specify with <i>1.5-High</i> storage height. Specify with <i>Two-High</i> storage height.

Specification Information					
Dimensions			Style	U.S. Base Prices	
D	W	H	Number	LPL	HPL Price Group 1

One-High Filler Panel

1"	5 1/8"	15 3/8"	CRFP	\$74	\$ 97
:	:	:	:	:	:

1.5-High Filler Panel

1"	5 1/8"	21 3/8"	CRFP	\$82	\$105
:	:	:	:	:	:

Two-High Filler Panel

1"	5 1/8"	27 3/8"	CRFP	\$87	\$110
:	:	:	:	:	:



 **For Canadian Pricing**
 Multiply U.S. Price by the Canadian price factor.
 ▶ See page 1 for details.

Storage to Beam Connector



Tip: Storage-to-beam connector can not be used with Answer panels.

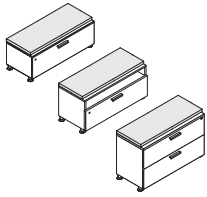
Standard Includes	Required to Specify
<ul style="list-style-type: none"> • Skin material: fabric, steel, laminate, or veneer • Connector: black paint • Attachment hardware 	<ol style="list-style-type: none"> 1 Style number 2 Fabric, steel, laminate, or veneer color number for connector 3 Options, if selected (see below) <p>▶ See <i>Surface Materials</i>, page 344.</p>

Options	U.S. Price	Required to Specify
Skin Application <ul style="list-style-type: none"> • Fabric or steel • Laminate or veneer 	No cost No cost	Specify with <i>fabric or steel skin material</i> . Specify with <i>laminate or veneer skin material</i> .
Storage Height <ul style="list-style-type: none"> • 1.5-High or Two-High • One-High 	No cost No cost	Specify with <i>1.5-High or Two-High storage height</i> . Specify with <i>One-High storage height</i> .
Application <ul style="list-style-type: none"> • Full • Recessed 	No cost No cost	Specify with <i>full application</i> . Specify with <i>recessed applicaiton</i> .
Handedness <ul style="list-style-type: none"> • Left-hand • Right-hand 	No cost No cost	Specify with <i>left-hand</i> . Specify with <i>right-hand</i> .

Specification Information	
Style Number	U.S. Price
CRSTBC	\$132

 **For Canadian Pricing**
 Multiply U.S. Price by the Canadian price factor.
 ▶ See page 1 for details.

Basic Cushions Enhanced



Tip: Basic cushion enhanced is constructed with a thin solid base.

Tip: Basic cushion is field-installed and supplies to attach are included.

Tip: Similar to Universal lateral files, Currency storage is slightly deeper than depth of cushion top.

Standard Includes		Required to Specify	
<ul style="list-style-type: none"> Enhanced cushion top: upholstery price group 1 Attachment supplies: hook and loop fastener 		<ul style="list-style-type: none"> 1 Style number 2 Upholstery color number for cushion 3 Options, if selected (see below) <p>▶ See <i>Surface Materials</i>, page 344.</p>	
Options		U.S. Price	Required to Specify
Surface Materials	Upholstery		
	• Upholstery price group 1	No cost	Specify upholstery color number.
	• Upholstery price group 2	+\$ 13	Specify upholstery color number.
	• Upholstery price group 3	+\$ 63	Specify upholstery color number.
	• Upholstery price group 4	+\$ 79	Specify upholstery color number.
	• Upholstery price group 5	+\$ 99	Specify upholstery color number.
	• Upholstery price group 6	+\$139	Specify upholstery color number.
	• Upholstery price group 7	+\$167	Specify upholstery color number.
	• Upholstery price group 8	+\$242	Specify upholstery color number.
	• Upholstery price group 9	+\$309	Specify upholstery color number.
	• Upholstery price group 10	+\$377	Specify upholstery color number.
	• Customer's Own Material (COM)	+\$ 25	Specify upholstery color number.
			▶ See <i>Surface Materials Reference Manual</i> .
Storage Bracing	• Bracing for 30"W storage	No cost	Specify with bracing for 30"W storage.
	• Bracing for 36"W storage	No cost	Specify with bracing for 36"W storage.

Specification Information				
Dimensions			Style Number	U.S. Base Price
D	W	H		
18"	30"	1"	RCHE1830	\$405
18"	36"	1"	RCHE1836	\$430
18"	42"	1"	RCHE1842	\$456
23 ¹ / ₈ "	30"	1"	RCHE2430	\$463
23 ¹ / ₈ "	36"	1"	RCHE2436	\$480
:	:	:	:	:



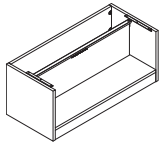
For Canadian Pricing

Multiply U.S. Price by the Canadian price factor.

▶ See page 1 for details.

One-High and 1.5-High Open Storage

For Ology, Migration SE, or Slim Leg HAD Application



Tip: The actual thickness between Low-Pressure Laminate (LPL) and High-Pressure Laminate (HPL) worksurfaces is slightly different. It is recommended that only worksurfaces of the same type are specified in a given application. In addition, there may be sheen or texture differences when using LPL and HPL in adjacent applications.

*Tip: Integrated storage is intended for Slim Leg HAD style number **SLHAD1S** only and is not supported in standard offering for Slim Leg HAD corners.*

For laminate price group 2 and higher pricing, please refer to the electronic catalog or SmartTools.

	Standard Includes	Required to Specify
▶ Need help? Product details, page 86	<ul style="list-style-type: none"> Case, One-High and 1.5-High: <ul style="list-style-type: none"> – Low-Pressure Laminate price group 1 Removable interior cover Shelf, if 1.5-High unit is selected Grommet: merle paint Wire manager: merle plastic 1 1/4" adjustable leveling glides Shipped fully assembled 	<ol style="list-style-type: none"> Style number Size type (see below under Required Selections) Depth (see below under Required Selections) Width (see below under Required Selections) Desk type (see below under Required Selections) Low-Pressure Laminate color number for case Options, if selected (see below) <p>▶ See <i>Surface Materials</i>, page 344.</p>

	Required Selections	U.S. Price	Required to Specify
Size Type	<ul style="list-style-type: none"> Modular Parametric 	No cost No cost	Specify <i>with modular</i> . Specify <i>with parametric</i> .
Depth	<ul style="list-style-type: none"> 18⁷/₈"D 24"D 	Prices at right Prices at right	Specify 18 ⁷ / ₈ " depth. Specify 24" depth.
Width	<ul style="list-style-type: none"> 30"W 36"W 42"W 48"W 60"W 72"W 	Prices at right Prices at right Prices at right Prices at right Prices at right Prices at right	Specify 30" width. Specify 36" width. Specify 42" width. Specify 48" width. Specify 60" width. Specify 72" width.
Desk Type	<ul style="list-style-type: none"> Migration SE Ology Slim Leg HAD 	No cost No cost No cost	Specify <i>with Migration SE</i> . Specify <i>with Ology</i> . Specify <i>Slim Leg HAD</i> .

	Options	U.S. Price	Required to Specify
Surface Materials	Case <ul style="list-style-type: none"> Low-Pressure Laminate (LPL) price group 1 High-Pressure Laminate (HPL) price group 1 High-Pressure Laminate (HPL) price group 2 High-Pressure Laminate (HPL) price group 3 Open Line laminate 	No cost Prices at right See information at left See information at left +\$111 plus cost of laminate	Specify laminate color number. Specify laminate color number. Specify laminate color number. Specify laminate color number. ▶ See <i>Surface Material Reference Manual</i> .
Back Panel	<ul style="list-style-type: none"> No back panel With a back panel 30"W–42"W With a back panel 42¹/₁₆"W–72"W 	No cost +\$191 +\$205	Specify <i>without back panel</i> . Specify <i>with back panel</i> . Specify <i>with back panel</i> .



For Canadian Pricing

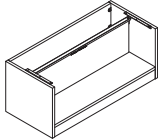
Multiply U.S. Price by the Canadian price factor.

▶ See page 1 for details.

Specification Information

Dimensions			Style Number	Modular Width	U.S. Base Prices					
					30"	36"	42"	48"	60"	72"
Modular Depth	Parametric Depth	Modular Height		Parametric Width	30"	30 ¹ / ₁₆ "	36 ¹ / ₁₆ "	42 ¹ / ₁₆ "	48 ¹ / ₁₆ "	60 ¹ / ₁₆ "
					-36"	-42"	-48"	-60"	-72"	

One-High Open Storage for Ology, Migration SE, or Slim Leg HAD Application



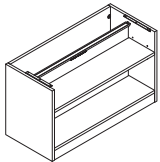
Low-Pressure Laminate

18 ⁷ / ₈ "	N.A.	15 ³ / ₈ "	CRHAD1H	\$ 933	\$ 933	\$ 940	\$ 970	\$ 999	\$1032
24"	18 ¹⁵ / ₁₆ "-24"	15 ³ / ₈ "	CRHAD1H	\$ 979	\$ 979	\$ 986	\$1019	\$1049	\$1083

High-Pressure Laminate

18 ⁷ / ₈ "	N.A.	15 ³ / ₈ "	CRHAD1H	\$1166	\$1166	\$1174	\$1214	\$1250	\$1289
24"	18 ¹⁵ / ₁₆ "-24"	15 ³ / ₈ "	CRHAD1H	\$1224	\$1224	\$1233	\$1273	\$1311	\$1353

1.5-High Open Storage for Ology, Migration SE, or Slim Leg HAD Application



Low-Pressure Laminate

18 ⁷ / ₈ "	N.A.	21 ³ / ₈ "	CRHAD15H	\$ 971	\$ 971	\$ 980	\$1010	\$1039	\$1070
24"	18 ¹⁵ / ₁₆ "-24"	21 ³ / ₈ "	CRHAD15H	\$1020	\$1020	\$1029	\$1061	\$1091	\$1123

High-Pressure Laminate

18 ⁷ / ₈ "	N.A.	21 ³ / ₈ "	CRHAD15H	\$1215	\$1215	\$1225	\$1262	\$1299	\$1337
24"	18 ¹⁵ / ₁₆ "-24"	21 ³ / ₈ "	CRHAD15H	\$1274	\$1274	\$1285	\$1326	\$1363	\$1403

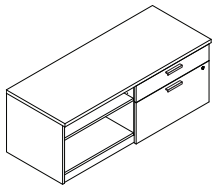


For Canadian Pricing

Multiply U.S. Price by the Canadian price factor.

▶ See page 1 for details.

1.5-High Credenza Storage



► Need help?
Product details,
page 90

Standard Includes

- 1.5-High credenza, if open/open is selected:
 - Low-Pressure Laminate case, price group 1
 - High-Pressure Laminate case, price group 1, if selected
- 1.5-High credenza, if open/lateral file or lateral file/lateral file is selected:
 - Low-Pressure Laminate case, price group 1
 - Low-Pressure Laminate case with High-Pressure Laminate headset, if selected
 - High-Pressure Laminate case with matching or contrasting High-Pressure Laminate headset, if selected
- Finished back
- Adjustable shelf on open/open configuration and open/lateral file configuration
- Lock on open/lateral file or lateral file/lateral file configuration, if selected, plug
- Four counterweights on units with drawers
- 1 1/4" leveling glides
- Shipped fully assembled

Required to Specify

- 1 Style number
 - 2 Size type (see below under Required Selections)
 - 3 Depth (see below under Required Selections)
 - 4 Width (see below under Required Selections)
 - 5 Application (see below under Required Selections)
 - 6 Storage configuration (see below under Required Selections)
 - 7 Low-Pressure Laminate or High-Pressure Laminate color number for case
 - 8 Low-Pressure Laminate or High-Pressure Laminate color number for headset
 - 9 Low-Pressure Laminate or High-Pressure Laminate color number for top, if selected
 - 10 Plastic color number for all edges on laminate top
 - 11 Pulls (see below under Required Selections)
 - 12 Options, if selected (see below)
- See *Surface Materials*, page 344.

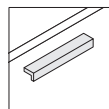
Tip: For a 42"W open/open configuration, refer to 42" open low storage.

Tip: Open/open configuration does not include a headset.

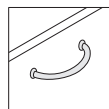
Tip: Recessed back option automatically removes top. Specify square edge top with 1/2" cord drop and power access door separately.

	Required Selections	U.S. Price	Required to Specify
Size Type	<ul style="list-style-type: none"> • Modular • Parametric 	No cost No cost	Specify with <i>modular</i> . Specify with <i>parametric</i> .
Depth	<ul style="list-style-type: none"> • 18 7/8"D • 24"D 	Prices at right Prices at right	Specify 18 7/8" depth. Specify 24" depth.
Width	<ul style="list-style-type: none"> • 42"W • 48"W • 60"W • 66"W • 72"W 	Prices at right Prices at right Prices at right Prices at right Prices at right	Specify 42" width. Specify 48" width. Specify 60" width. Specify 66" width. Specify 72" width.
Storage Configuration	<ul style="list-style-type: none"> • 30" left lateral/36" right lateral • 36" left lateral/30" right lateral 	No cost No cost	Specify with <i>30" left lateral/36" right lateral configuration</i> . Specify with <i>36" left lateral/30" right lateral configuration</i> .
Application	<ul style="list-style-type: none"> • Full • Recessed 	No cost No cost	Specify with <i>full application</i> . Specify with <i>recessed application</i> .

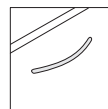
Pull Shape



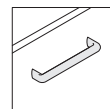
Ledge



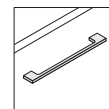
Handle



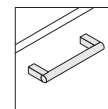
Contemporary



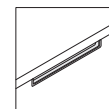
Jazz



Nile



Bar



Inset

	Options	U.S. Price	Required to Specify
Surface Materials	Case <ul style="list-style-type: none"> • Low-Pressure Laminate (LPL) price group 1 • High-Pressure Laminate (HPL) price group 1 • High-Pressure Laminate (HPL) price group 2 • High-Pressure Laminate (HPL) price group 3 • Open Line laminate 	No cost Prices at right See information at left See information at left +\$111 plus cost of laminate	Specify laminate color number. Specify laminate color number. Specify laminate color number. Specify laminate color number. ► See <i>Surface Material Reference Manual</i> .

► Options, continued on next page

For laminate price group 2 and higher pricing, please refer to the electronic catalog or SmartTools.

► **Required Selections, continued from previous page**

	Options	U.S. Price	Required to Specify
Surface Materials, continued	Headset		
	• Low-Pressure Laminate (LPL) price group 1	No cost	Specify laminate color number.
	• High-Pressure Laminate (HPL) price group 1	Prices at right	Specify laminate color number.
	• High-Pressure Laminate (HPL) price group 2	See information at left	Specify laminate color number.
	• High-Pressure Laminate (HPL) price group 3	See information at left	Specify laminate color number.
	• Open Line laminate	+\$111 plus cost of laminate	► See <i>Surface Material Reference Manual</i> .
	Top		
	• Low-Pressure Laminate (LPL) price group 1	No cost	Specify laminate color number.
	• High-Pressure Laminate (HPL) price group 1	Prices at right	Specify laminate color number.
	• High-Pressure Laminate (HPL) price group 2	See information at left	Specify laminate color number.
• High-Pressure Laminate (HPL) price group 3	See information at left	Specify laminate color number.	
• Open Line laminate	+\$111 plus cost of laminate	► See <i>Surface Material Reference Manual</i> .	
Top	• No top • With top	No cost Prices below	Specify <i>with no top</i> . Specify <i>with top</i> .
Worksurface Thickness	• 1 1/8" • 1 3/8" ☒10/26	No cost +\$173	Specify <i>with 1 1/8" thickness</i> . Specify <i>with 1 3/8" thickness</i> .
Pull	• Ledge • Handle • Contemporary • Jazz • Nile • Bar • Inset	No cost No cost No cost +\$ 28 per pull +\$ 39 per pull +\$ 41 per pull +\$ 43 per pull	Specify <i>with ledge pull</i> . Specify <i>with handle pull</i> . Specify <i>with contemporary pull</i> . Specify <i>with jazz pull</i> . Specify <i>with nile pull</i> . Specify <i>with bar pull</i> . Specify <i>with inset pull</i> .
Keys	• Key plug • Master key plug	No cost +\$ 39 per lock	Specify <i>with key plug</i> . Specify <i>with master key plug</i> .

For laminate price group 2 and higher pricing, please refer to the electronic catalog or SmartTools.

Tip: The 1 3/8" worksurface thickness option will be culled October 18, 2026.

With Top Option Upcharges

• Dimensions				• Options	
D	W	D	W	(Add \$ to Base Price)	
Modular	Modular	Parametric	Parametric	LPL	HPL
				Price	Group 1
18 7/8"	42"	N.A.	N.A.	+\$171	+\$228
18 7/8"	48"	N.A.	42 1/16"-48"W	+\$206	+\$275
18 7/8"	60"	N.A.	48 1/16"-60"W	+\$236	+\$317
18 7/8"	66"	N.A.	60 1/16"-66"W	+\$276	+\$368
18 7/8"	72"	N.A.	66 1/16"-72"	+\$307	+\$411
24"	42"	18 15/16"-24"	N.A.	+\$185	+\$247
24"	48"	18 15/16"-24"	42 1/16"-48"	+\$219	+\$294
24"	60"	18 15/16"-24"	48 1/16"-60"	+\$248	+\$332
24"	66"	18 15/16"-24"	60 1/16"-66"	+\$280	+\$373
24"	72"	18 15/16"-24"	66 1/16"-72"	+\$311	+\$444

► **Specification Information, on next page**

☒10/26 = Last order entry
October 18, 2026

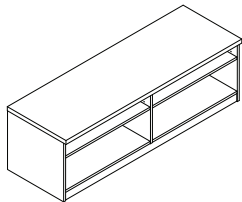
 **For Canadian Pricing**
Multiply U.S. Price by the Canadian price factor.
► See page 1 for details.

1.5-High Credenza Storage, continued

► **Options, on previous page**

Specification Information

Dimensions D	Style Number	Modular Width	U.S. Base Prices					
			42"	48"	60"	66"	72"	
Modular	Parametric	Parametric	N.A.	42 ¹ / ₁₆ "	48 ¹ / ₁₆ "	60 ¹ / ₁₆ "	66 ¹ / ₁₆ "	72 ¹ / ₁₆ "
				-48"	-60"	-66"	-72"	



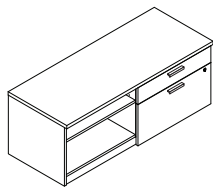
Tip: Center panel splits width evenly on parametric and modular sizes.

Open/Open Configuration Low-Pressure Laminate Case

18 ⁷ / ₈ "	N.A.	CRCD15HFSOO	\$1173	\$1234	\$1298	\$1367	\$1437
24"	18 ¹⁵ / ₁₆ "-24"	CRCD15HFSOO	\$1234	\$1298	\$1367	\$1437	\$1514

Open/Open Configuration High-Pressure Laminate Case

18 ⁷ / ₈ "	N.A.	CRCD15HFSOO	\$1471	\$1546	\$1627	\$1712	\$1802
24"	18 ¹⁵ / ₁₆ "-24"	CRCD15HFSOO	\$1547	\$1627	\$1712	\$1802	\$1899



Tip: Parametric width flexes on open side, not lateral side.

Open/Lateral File Configuration, Low-Pressure Laminate Case with Headset

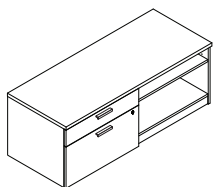
18 ⁷ / ₈ "	N.A.	CRCD15HFSLFR	\$1833	\$1905	\$1986	\$2066	\$2153
24"	18 ¹⁵ / ₁₆ "-24"	CRCD15HFSLFR	\$1905	\$1986	\$2066	\$2153	\$2243

Open/Lateral File Configuration, Low-Pressure Laminate Case with High-Pressure Laminate Headset

18 ⁷ / ₈ "	N.A.	CRCD15HFSLFR	\$1948	\$2025	\$2113	\$2199	\$2293
24"	18 ¹⁵ / ₁₆ "-24"	CRCD15HFSLFR	\$2025	\$2113	\$2199	\$2293	\$2390

Open/Lateral File Configuration, High-Pressure Laminate Case with Headset

18 ⁷ / ₈ "	N.A.	CRCD15HFSLFR	\$2190	\$2279	\$2382	\$2483	\$2592
24"	18 ¹⁵ / ₁₆ "-24"	CRCD15HFSLFR	\$2279	\$2382	\$2483	\$2592	\$2702



Tip: Parametric width flexes on open side, not lateral side.

Lateral File/Open Configuration, Low-Pressure Laminate Case with Headset

18 ⁷ / ₈ "	N.A.	CRCD15HFSLFL	\$1833	\$1905	\$1986	\$2066	\$2153
24"	18 ¹⁵ / ₁₆ "-24"	CRCD15HFSLFL	\$1905	\$1986	\$2066	\$2153	\$2243

Lateral File/Open Configuration, Low-Pressure Laminate Case with High-Pressure Laminate Headset

18 ⁷ / ₈ "	N.A.	CRCD15HFSLFL	\$1948	\$2025	\$2113	\$2199	\$2293
24"	18 ¹⁵ / ₁₆ "-24"	CRCD15HFSLFL	\$2025	\$2113	\$2199	\$2293	\$2390

Lateral File/Open Configuration, High-Pressure Laminate Case with Headset

18 ⁷ / ₈ "	N.A.	CRCD15HFSLFL	\$2190	\$2279	\$2382	\$2483	\$2592
24"	18 ¹⁵ / ₁₆ "-24"	CRCD15HFSLFL	\$2279	\$2382	\$2483	\$2592	\$2702

► **Specification Information, continued on next page**



For Canadian Pricing

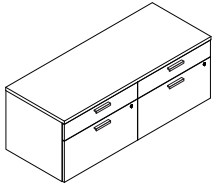
Multiply U.S. Price by the Canadian price factor.

► See page 1 for details.

► **Specification Information, continued from previous page**

Specification Information

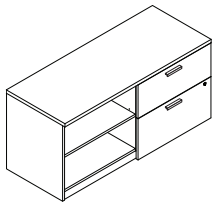
• Dimensions		• Style • Number	• Modular • Width	• U.S. Base Prices		
• D • Modular	• D • Parametric			• 60"	• 66"	• 72"
Lateral File/Lateral File Configuration, Low-Pressure Laminate Case with Headset						
18 ⁷ / ₈ "	N.A.	CRCD15HFSLL		\$2324	\$2423	\$2529
24"	18 ¹⁵ / ₁₆ "-24"	CRCD15HFSLL		\$2423	\$2529	\$2639
Lateral File/Lateral File Configuration, Low-Pressure Laminate Case with High-Pressure Laminate Headset						
18 ⁷ / ₈ "	N.A.	CRCD15HFSLL		\$2479	\$2585	\$2700
24"	18 ¹⁵ / ₁₆ "-24"	CRCD15HFSLL		\$2585	\$2700	\$2817
Lateral File/Lateral File Configuration, High-Pressure Laminate Case with Headset						
18 ⁷ / ₈ "	N.A.	CRCD15HFSLL		\$2807	\$2929	\$3062
24"	18 ¹⁵ / ₁₆ "-24"	CRCD15HFSLL		\$2929	\$3062	\$3198
:	:	:	:	:	:	:



Currency

 **For Canadian Pricing**
 Multiply U.S. Price by the
 Canadian price factor.
 ► See page 1 for details.

Two-High Credenza Storage



► Need help?
Product details,
page 90

Standard Includes

- Two-High credenza, if open/open is selected:
 - Low-Pressure Laminate case, price group 1
 - High-Pressure Laminate case, price group 1, if selected
- Two-High credenza, if open/lateral file or lateral file/lateral file is selected:
 - Low-Pressure Laminate case, price group 1
 - Low-Pressure Laminate case with High-Pressure Laminate headset, if selected
 - High-Pressure Laminate case with matching or contrasting High-Pressure Laminate headset, if selected
- 1 1/8" thick top:
 - Low-Pressure Laminate price group 1
 - High-Pressure Laminate price group 1, if selected
- Finished back
- Adjustable shelf on open/open, open/lateral file, lateral file/cabinet, and cabinet/cabinet configurations
- Lock on open/lateral file, lateral file/lateral file, cabinet/lateral file, or cabinet/cabinet, if selected, plug
- Four counterweights on units with drawers
- 1 1/4" leveling glides
- Shipped fully assembled

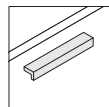
Required to Specify

- 1 Style number
- 2 Size type (see below under Required Selections)
- 3 Depth (see below under Required Selections)
- 4 Width (see below under Required Selections)
- 5 Application (see below under Required Selections)
- 6 Storage configuration (see below under Required Selections)
- 7 Low-Pressure Laminate or High-Pressure Laminate color number for case
- 8 Low-Pressure Laminate or High-Pressure Laminate color number for headset
- 9 Low-Pressure Laminate or High-Pressure Laminate color number for top, if selected
- 10 Plastic color number for all edges on laminate top
- 11 Pulls (see below under Required Selections)
- 12 Options, if selected (see below)
 - See *Surface Materials*, page 344.

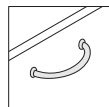
	Required Selections	U.S. Price	Required to Specify
Size Type	<ul style="list-style-type: none"> • Modular • Parametric 	No cost No cost	Specify with <i>modular</i> . Specify with <i>parametric</i> .
Depth	<ul style="list-style-type: none"> • 18 7/8"D • 24"D 	Prices at right Prices at right	Specify 18 7/8" depth. Specify 24" depth.
Width	<ul style="list-style-type: none"> • 42"W • 48"W • 60"W • 66"W • 72"W 	Prices at right Prices at right Prices at right Prices at right Prices at right	Specify 42" width. Specify 48" width. Specify 60" width. Specify 66" width. Specify 72" width.
Application	<ul style="list-style-type: none"> • Full • Recessed 	No cost No cost	Specify with <i>full application</i> . Specify with <i>recessed application</i> .
Storage Configuration	<ul style="list-style-type: none"> • 30" left lateral/36" right lateral • 36" left lateral/30" right lateral 	No cost No cost	Specify with <i>30" left lateral/36" right lateral configuration</i> . Specify with <i>36" left lateral/30" right lateral configuration</i> .

Tip: Recessed back option automatically removes top. Specify square edge top with 1/2" cord drop and power access door separately.

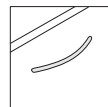
Pull Shape



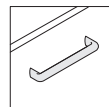
Ledge



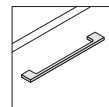
Handle



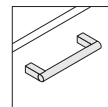
Contemporary



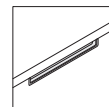
Jazz



Nile



Bar



Inset

	Options	U.S. Price	Required to Specify
Surface Materials	Case <ul style="list-style-type: none"> • Low-Pressure Laminate (LPL) price group 1 • High-Pressure Laminate (HPL) price group 1 • High-Pressure Laminate (HPL) price group 2 • High-Pressure Laminate (HPL) price group 3 • Open Line laminate 	No cost Prices at right See information at left See information at left +\$111 plus cost of laminate	Specify laminate color number. Specify laminate color number. Specify laminate color number. Specify laminate color number. ► See <i>Surface Material Reference Manual</i> .

► Options, continued on next page

For laminate price group 2 and higher pricing, please refer to the electronic catalog or SmartTools.

► Options, continued from previous page

	Options	U.S. Price	Required to Specify
Surface Materials, continued	Headset		
	• Low-Pressure Laminate (LPL) price group 1	No cost	Specify laminate color number.
	• High-Pressure Laminate (HPL) price group 1	Prices at right	Specify laminate color number.
	• High-Pressure Laminate (HPL) price group 2	See information at left	Specify laminate color number.
	• High-Pressure Laminate (HPL) price group 3	See information at left	Specify laminate color number.
	• Open Line laminate	+\$111 plus cost of laminate	► See <i>Surface Material Reference Manual</i> .
	Top		
	• Low-Pressure Laminate (LPL) price group 1	No cost	Specify laminate color number.
	• High-Pressure Laminate (HPL) price group 1	Prices at right	Specify laminate color number.
	• High-Pressure Laminate (HPL) price group 2	See information at left	Specify laminate color number.
• High-Pressure Laminate (HPL) price group 3	See information at left	Specify laminate color number.	
• Open Line laminate	+\$111 plus cost of laminate	► See <i>Surface Material Reference Manual</i> .	
Top	• No top • With top	No cost Prices below	Specify <i>with no top</i> . Specify <i>with top</i> .
Worksurface Thickness	• 1 1/8" • 1 3/8" ☒10/26	No cost +\$173	Specify <i>with 1 1/8" thickness</i> . Specify <i>with 1 3/8" thickness</i> .
Pull	• Ledge • Handle • Contemporary • Jazz • Nile • Bar • Inset	No cost No cost No cost +\$ 28 per pull +\$ 39 per pull +\$ 41 per pull +\$ 43 per pull	Specify <i>with ledge pull</i> . Specify <i>with handle pull</i> . Specify <i>with contemporary pull</i> . Specify <i>with jazz pull</i> . Specify <i>with nile pull</i> . Specify <i>with bar pull</i> . Specify <i>with inset pull</i> .
Keys	• Key plug • Master key plug	No cost +\$ 39 per lock	Specify <i>with key plug</i> . Specify <i>with master key plug</i> .

Tip: Open/open configuration does not include a headset.

For laminate price group 2 and higher pricing, please refer to the electronic catalog or SmartTools.

Tip: The 1 3/8" worksurface thickness option will be culled October 18, 2026.

With Top Option Upcharges

• Dimensions				• Options	
D	W	D	W	(Add \$ to Base Price)	
Modular	Modular	Parametric	Parametric	LPL	HPL
				Price	Group 1
18 7/8"	42"	N.A.	N.A.	+\$171	+\$228
18 7/8"	48"	N.A.	42 1/16"–48"	+\$206	+\$275
18 7/8"	60"	N.A.	48 1/16"–60"	+\$236	+\$317
18 7/8"	66"	N.A.	60 1/16"–66"	+\$276	+\$368
18 7/8"	72"	N.A.	66 1/16"–72"	+\$307	+\$411
24"	42"	18 15/16"–24"	N.A.	+\$185	+\$247
24"	48"	18 15/16"–24"	42 1/16"–48"	+\$219	+\$294
24"	60"	18 15/16"–24"	48 1/16"–60"	+\$248	+\$332
24"	66"	18 15/16"–24"	60 1/16"–66"	+\$280	+\$373
24"	72"	18 15/16"–24"	66 1/16"–72"	+\$311	+\$444

► Specification Information, on next page

☒10/26 = Last order entry
October 18, 2026

 **For Canadian Pricing**
Multiply U.S. Price by the Canadian price factor.
► See page 1 for details.

► Options, on previous page

Specification Information

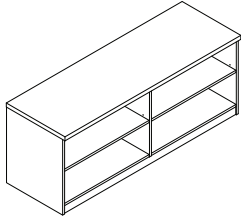
• Dimensions D	• Style Number	• Modular Width	• U.S. Base Prices				
			42"	48"	60"	66"	72"
• Modular	• Parametric	• Parametric Width	N.A.	42 ¹ / ₁₆ "	48 ¹ / ₁₆ "	60 ¹ / ₁₆ "	66 ¹ / ₁₆ "
				-48"	-60"	-66"	-72"

Open/Open Configuration Low-Pressure Laminate Case

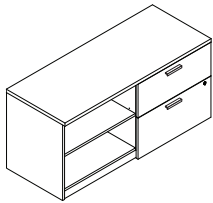
18 ⁷ / ₈ "	N.A.	CRCD2HFS00	\$1361	\$1433	\$1509	\$1589	\$1672
24"	18 ¹⁵ / ₁₆ "-24"	CRCD2HFS00	\$1433	\$1509	\$1589	\$1672	\$1759

Open/Open Configuration High-Pressure Laminate Case

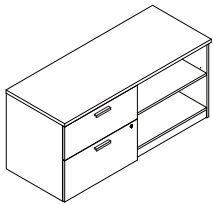
18 ⁷ / ₈ "	N.A.	CRCD2HFS00	\$1706	\$1796	\$1893	\$1993	\$2097
24"	18 ¹⁵ / ₁₆ "-24"	CRCD2HFS00	\$1796	\$1893	\$1993	\$2097	\$2205



Tip: Center panel splits width evenly on parametric and modular sizes.



Tip: Center panel splits width evenly on parametric and modular sizes.



Tip: Parametric width flexes on open side, not lateral side.

Open/Lateral File Configuration, Low-Pressure Laminate Case with Headset

18 ⁷ / ₈ "	N.A.	CRCD2HFSLFR	\$2062	\$2148	\$2237	\$2332	\$2433
24"	18 ¹⁵ / ₁₆ "-24"	CRCD2HFSLFR	\$2148	\$2237	\$2332	\$2433	\$2539

Open/Lateral File Configuration, Low-Pressure Laminate Case with High-Pressure Laminate Headset

18 ⁷ / ₈ "	N.A.	CRCD2HFSLFR	\$2195	\$2288	\$2384	\$2487	\$2598
24"	18 ¹⁵ / ₁₆ "-24"	CRCD2HFSLFR	\$2288	\$2384	\$2487	\$2598	\$2711

Open/Lateral File Configuration, High-Pressure Laminate Case with Headset

18 ⁷ / ₈ "	N.A.	CRCD2HFSLFR	\$2478	\$2586	\$2695	\$2816	\$2943
24"	18 ¹⁵ / ₁₆ "-24"	CRCD2HFSLFR	\$2586	\$2695	\$2816	\$2943	\$3076

Lateral File/Open Configuration, Low-Pressure Laminate Case with Headset

18 ⁷ / ₈ "	N.A.	CRCD2HFSLFL	\$2062	\$2148	\$2237	\$2332	\$2433
24"	18 ¹⁵ / ₁₆ "-24"	CRCD2HFSLFL	\$2148	\$2237	\$2332	\$2433	\$2539

Lateral File/Open Configuration, Low-Pressure Laminate Case with High-Pressure Laminate Headset

18 ⁷ / ₈ "	N.A.	CRCD2HFSLFL	\$2195	\$2288	\$2384	\$2487	\$2598
24"	18 ¹⁵ / ₁₆ "-24"	CRCD2HFSLFL	\$2288	\$2384	\$2487	\$2598	\$2711

Lateral File/Open Configuration, High-Pressure Laminate Case with Headset

18 ⁷ / ₈ "	N.A.	CRCD2HFSLFL	\$2478	\$2586	\$2695	\$2816	\$2943
24"	18 ¹⁵ / ₁₆ "-24"	CRCD2HFSLFL	\$2586	\$2695	\$2816	\$2943	\$3076

► Specification Information, continued on next page



For Canadian Pricing

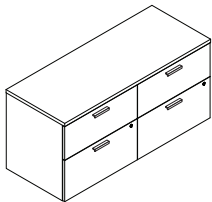
Multiply U.S. Price by the Canadian price factor.

► See page 1 for details.

► Specification Information, continued from previous page

Specification Information

Dimensions		Style Number	Modular Width	U.S. Base Prices		
D	D			60"	66"	72"
Modular	Parametric		Parametric Width			
			N.A.	60 ¹ / ₁₆ "	66 ¹ / ₁₆ "	72"
				-66"	-72"	



Lateral File/Lateral File Configuration, Low-Pressure Laminate Case with Headset

18 ⁷ / ₈ "	N.A.	CRCD2HFSLL	\$2632	\$2749	\$2869
24"	18 ¹⁵ / ₁₆ "-24"	CRCD2HFSLL	\$2749	\$2869	\$2997

Lateral File/Lateral File Configuration, Low-Pressure Laminate Case with High-Pressure Laminate Headset

18 ⁷ / ₈ "	N.A.	CRCD2HFSLL	\$2810	\$2937	\$3067
24"	18 ¹⁵ / ₁₆ "-24"	CRCD2HFSLL	\$2937	\$3067	\$3206

Lateral File/Lateral File Configuration, High-Pressure Laminate Case with Headset

18 ⁷ / ₈ "	N.A.	CRCD2HFSLL	\$3191	\$3337	\$3488
24"	18 ¹⁵ / ₁₆ "-24"	CRCD2HFSLL	\$3337	\$3488	\$3648

Lateral File/Cabinet Configuration, Low-Pressure Laminate Case with Headset

18 ⁷ / ₈ "	N.A.	CRCD2HFSLCLFL	\$2332	\$2433	\$2539
24"	18 ¹⁵ / ₁₆ "-24"	CRCD2HFSLCLFL	\$2433	\$2539	\$2650

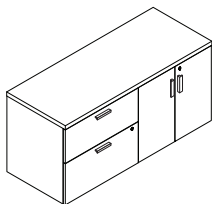
Lateral File/Cabinet Configuration, Low-Pressure Laminate Case with High-Pressure Laminate Headset

18 ⁷ / ₈ "	N.A.	CRCD2HFSLCLFL	\$2487	\$2598	\$2711
24"	18 ¹⁵ / ₁₆ "-24"	CRCD2HFSLCLFL	\$2598	\$2711	\$2829

Lateral File/Cabinet Configuration, High-Pressure Laminate Case with Headset

18 ⁷ / ₈ "	N.A.	CRCD2HFSLCLFL	\$2816	\$2943	\$3076
24"	18 ¹⁵ / ₁₆ "-24"	CRCD2HFSLCLFL	\$2943	\$3076	\$3213

► Specification Information, continued on next page



Tip: Parametric width flexes on cabinet side, not lateral side.

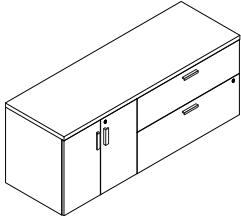


For Canadian Pricing
 Multiply U.S. Price by the Canadian price factor.
 ► See page 1 for details.

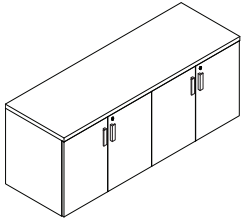
► **Specification Information, continued from previous page**

Specification Information

Dimensions D	Style Number	Modular Width	U.S. Base Prices		
			60"	66"	72"
Modular	Parametric	Parametric	N.A.	60 ¹ / ₁₆ "	66 ¹ / ₁₆ "
				-66"	-72"



Tip: Parametric width flexes on cabinet side, not lateral side.



Tip: Center panel splits width evenly on parametric and modular sizes.

Tip: Parametric sizes are split evenly on both cabinet sides.

Cabinet/Lateral File Configuration, Low-Pressure Laminate Case with Headset

18 ⁷ / ₈ "	N.A.	CRCD2HFSLCLFR	\$2332	\$2433	\$2539
24"	18 ¹⁵ / ₁₆ "-24"	CRCD2HFSLCLFR	\$2433	\$2539	\$2650

Cabinet/Lateral File Configuration, Low-Pressure Laminate Case with High-Pressure Laminate Headset

18 ⁷ / ₈ "	N.A.	CRCD2HFSLCLFR	\$2487	\$2598	\$2711
24"	18 ¹⁵ / ₁₆ "-24"	CRCD2HFSLCLFR	\$2598	\$2711	\$2829

Cabinet/Lateral File Configuration, High-Pressure Laminate Case with Headset

18 ⁷ / ₈ "	N.A.	CRCD2HFSLCLFR	\$2816	\$2943	\$3076
24"	18 ¹⁵ / ₁₆ "-24"	CRCD2HFSLCLFR	\$2943	\$3076	\$3213

Cabinet/Cabinet Configuration, Low-Pressure Laminate Case with Headset

18 ⁷ / ₈ "	N.A.	CRCD2HFSCC	\$1661	\$1746	\$1837
24"	18 ¹⁵ / ₁₆ "-24"	CRCD2HFSCC	\$1746	\$1837	\$1935

Cabinet/Cabinet Configuration, Low-Pressure Laminate Case with High-Pressure Laminate Headset

18 ⁷ / ₈ "	N.A.	CRCD2HFSCC	\$1795	\$1888	\$1985
24"	18 ¹⁵ / ₁₆ "-24"	CRCD2HFSCC	\$1888	\$1985	\$2092

Cabinet/Cabinet Configuration, High-Pressure Laminate Case with Headset

18 ⁷ / ₈ "	N.A.	CRCD2HFSCC	\$2081	\$2190	\$2302
24"	18 ¹⁵ / ₁₆ "-24"	CRCD2HFSCC	\$2190	\$2302	\$2424

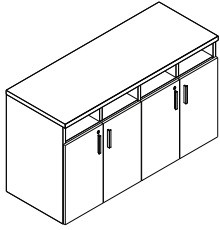


For Canadian Pricing

Multiply U.S. Price by the Canadian price factor.

► See page 1 for details.

Buffet Credenzas



► Need help?
Product details,
page 96

Standard Includes

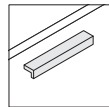
- Credenza with full-height back panel
- 1 1/8" thick top
 - Low-Pressure Laminate case with matching or contrasting Low-Pressure Laminate headset
 - Low-Pressure Laminate case with High-Pressure Laminate headset, if selected
 - High-Pressure Laminate case with matching or contrasting High-Pressure Laminate headset, if selected
- Adjustable shelf in each double-door cabinet
- 1 1/4" adjustable leveling glides
- Shipped fully assembled

Required to Specify

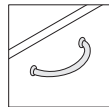
- 1 Style number
 - 2 Size type (see below under Required Selections)
 - 3 Width (see below under Required Selections)
 - 4 Low-Pressure Laminate or High-Pressure Laminate color number for case
 - 5 Low-Pressure Laminate or High-Pressure Laminate color number for headset
 - 6 Low-Pressure Laminate or High-Pressure Laminate color number for top
 - 7 Plastic color number for all edges on laminate top
 - 8 Pulls (see below under Required Selections)
 - 9 Options, if selected (see below)
- See *Surface Materials*, page 344.

	Required Selections	U.S. Price	Required to Specify
Size Type	<ul style="list-style-type: none"> • Modular • Parametric 	Prices at right Prices at right	Specify <i>with modular</i> . Specify <i>with parametric</i> .
Width	<ul style="list-style-type: none"> • 36" • 45" • 48" • 60" • 75" • 46.9370" • 62.2024" • 77.4677" 	Prices at right Prices at right Prices at right Prices at right Prices at right Prices at right Prices at right Prices at right	Specify 36" width. Specify 45" width. Specify 48" width. Specify 60" width. Specify 75" width. Specify 46.9370" width. Specify 62.2024" width. Specify 77.4677" width.

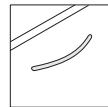
Pull Shape



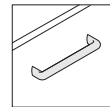
Ledge



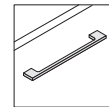
Handle



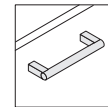
Contemporary



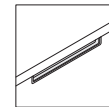
Jazz



Nile



Bar



Inset



For Canadian Pricing

Multiply U.S. Price by the Canadian price factor.

► See page 1 for details.

For laminate price group 2 and higher pricing, please refer to the electronic catalog or SmartTools.

	Options	U.S. Price	Required to Specify
Surface Materials	Case		
	• Low-Pressure Laminate (LPL) price group 1	No cost	Specify laminate color number.
	• High-Pressure Laminate (HPL) price group 1	Prices at right	Specify laminate color number.
	• High-Pressure Laminate (HPL) price group 2	See information at left	Specify laminate color number.
	• High-Pressure Laminate (HPL) price group 3	See information at left	Specify laminate color number.
	• Open Line laminate	+\$111 plus cost of laminate	▶ See <i>Surface Material Reference Manual</i> .
	Headset		
	• Low-Pressure Laminate (LPL) price group 1	No cost	Specify laminate color number.
	• High-Pressure Laminate (HPL) price group 1	Prices at right	Specify laminate color number.
	• High-Pressure Laminate (HPL) price group 2	See information at left	Specify laminate color number.
	• High-Pressure Laminate (HPL) price group 3	See information at left	Specify laminate color number.
	• Open Line laminate	+\$111 plus cost of laminate	▶ See <i>Surface Material Reference Manual</i> .
	Top		
	• Low-Pressure Laminate (LPL) price group 1	No cost	Specify laminate color number.
	• High-Pressure Laminate (HPL) price group 1	Prices at right	Specify laminate color number.
• High-Pressure Laminate (HPL) price group 2	See information at left	Specify laminate color number.	
• High-Pressure Laminate (HPL) price group 3	See information at left	Specify laminate color number.	
• Open Line laminate	+\$111 plus cost of laminate	▶ See <i>Surface Material Reference Manual</i> .	
Worksurface Thickness	• 1 1/8" • 1 3/8" ✕10/26	No cost +\$173	Specify with 1 1/8" thickness. Specify with 1 3/8" thickness.
Pull	• Ledge • Handle • Contemporary • Jazz • Nile • Bar • Inset	No cost No cost No cost +\$ 28 per pull +\$ 39 per pull +\$ 41 per pull +\$ 43 per pull	Specify with ledge pull. Specify with handle pull. Specify with contemporary pull. Specify with jazz pull. Specify with nile pull. Specify with bar pull. Specify with inset pull.
Keys	• Key plug • Master key plug	No cost +\$ 39 per lock	Specify with key plug. Specify with master key plug.

Tip: The 1 3/8" worksurface thickness option will be culled October 18, 2026.

▶ **Specification Information, on next page**

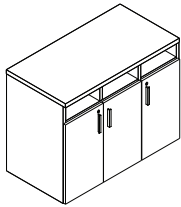
 **For Canadian Pricing**
Multiply U.S. Price by the Canadian price factor.
▶ See page 1 for details.

✕10/26 = Last order entry
October 18, 2026

► Options, on previous page

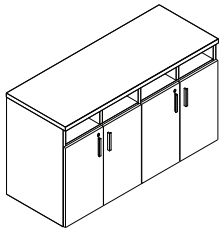
Specification Information

Dimensions				Style Number	U.S. Base Prices		
Modular Depth	Modular Width	Parametric Width	Modular Height		LPL Case with LPL Headset	HPL Headset	HPL Case with HPL Headset



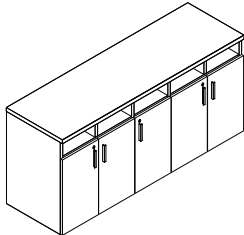
Buffet Credenzas—Open Shelves, Three Doors

24"	36"	36"	36"	CRCDBTO3D	\$2362	\$2547	\$2938
24"	45"	36 ¹ / ₁₆ "–45"	36"	CRCDBTO3D	\$2512	\$2708	\$3126
24"	N.A.	45 ¹ / ₁₆ "–54"	36"	CRCDBTO3D	\$2673	\$2882	\$3325



Buffet Credenzas—Open Shelves, Four Doors

24"	48"	48"	36"	CRCDBTO4D	\$2656	\$2864	\$3305
24"	60"	48 ¹ / ₁₆ "–60"	36"	CRCDBTO4D	\$2826	\$3046	\$3515
24"	N.A.	60 ¹ / ₁₆ "–72"	36"	CRCDBTO4D	\$3007	\$3241	\$3741



Buffet Credenzas—Open Shelves, Five Doors

24"	60"	60"	36"	CRCDBTO5D	\$3053	\$3291	\$3798
24"	75"	60 ¹ / ₁₆ "–75"	36"	CRCDBTO5D	\$3248	\$3502	\$4040

► Specification Information, continued on next page



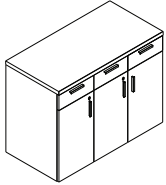
For Canadian Pricing

Multiply U.S. Price by the Canadian price factor.

► See page 1 for details.

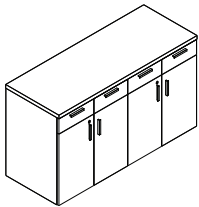
► Specification Information, continued from previous page

Specification Information				U.S. Base Prices		
Dimensions			Style Number	LPL Case with LPL Headset	HPL Headset	HPL Case with HPL Headset
Depth	Width	Height				



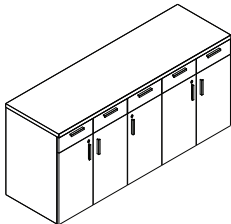
Buffet Credenza—Box Drawers, Three Doors

24"	46.937"	36"	CRCDBTB3D	\$2938	\$3167	\$3654
-----	---------	-----	------------------	--------	--------	--------



Buffet Credenza—Box Drawers, Four Doors

24"	62.2024"	36"	CRCDBTB4D	\$3305	\$3563	\$4112
-----	----------	-----	------------------	--------	--------	--------

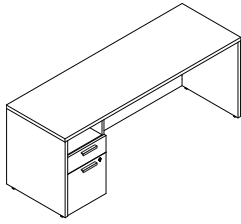


Buffet Credenza—Box Drawers, Five Doors

24"	77.4677"	36"	CRCDBTB5D	\$3576	\$3855	\$4449
-----	----------	-----	------------------	--------	--------	--------

 **For Canadian Pricing**
 Multiply U.S. Price by the Canadian price factor.
 ► See page 1 for details.

Two-High Credenza Storage with Kneespace



► Need help?
Product details,
page 90

Standard Includes

- Two-High credenza with kneespace:
 - Low-Pressure Laminate case with matching or contrasting Low-Pressure Laminate headset
 - Low-Pressure Laminate case with High-Pressure Laminate headset, if selected
 - High-Pressure Laminate case with matching or contrasting High-Pressure Laminate headset, if selected
- 1 1/8" thick top:
 - Low-Pressure Laminate price group 1
 - High-Pressure Laminate price group 1, if selected
- Finished back
- Modesty panel, full or quarter height
- Bore and dowel drawer construction: black
- One fastened plastic filing system per file drawer: black only
- Full extension, heavy-duty ball bearing drawer suspensions
- One pencil tray is included in units with a box drawer
- Lock plug
- Counterweight
- 1 1/4" leveling glides
- Shipped fully assembled

Required to Specify

- 1 Style number
 - 2 Size type (see below under Required Selections)
 - 3 Depth (see below under Required Selections)
 - 4 Width (see below under Required Selections)
 - 5 Left and right support (see below under Required Selections)
 - 6 Modesty panel (see below under Required Selections)
 - 7 Low-Pressure Laminate or High-Pressure Laminate color number for case
 - 8 Low-Pressure Laminate or High-Pressure Laminate color number for headset
 - 9 Low-Pressure Laminate or High-Pressure Laminate color number for top
 - 10 Plastic color number for all edges on laminate top
 - 11 Pulls (see below under Required Selections)
 - 12 Options, if selected (see below)
- See *Surface Materials*, page 344.

Tip: Reinforcing channels are ordered separately and must be used on credenzas that have 54"W or more of unsupported kneespace (70"W single pedestal units).

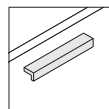
Tip: Grain direction of modesty panel runs horizontally. Grain direction of pedestals runs vertically.

Tip: Quarter height modesty panel available on 24"D units only.

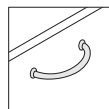
Tip: The 1 3/8" worksurface thickness option will be culled October 18, 2026.

	Required Selections	U.S. Price	Required to Specify
Size Type	<ul style="list-style-type: none"> • Modular • Parametric 	No cost No cost	Specify with <i>modular</i> . Specify with <i>parametric</i> .
Depth	<ul style="list-style-type: none"> • 18 7/8"D • 24"D 	Prices at right Prices at right	Specify 18 7/8" depth. Specify 24" depth.
Width	<ul style="list-style-type: none"> • 60"W • 66"W • 72"W 	Prices at right Prices at right Prices at right	Specify 60" width. Specify 66" width. Specify 72" width.
Left Support	<ul style="list-style-type: none"> • Box/box/file pedestal • File/file pedestal • Open/box/file pedestal 	No cost No cost No cost	Specify with <i>box/box/file pedestal</i> . Specify with <i>file/file pedestal</i> . Specify with <i>open/box/file pedestal</i> .
Right Support	<ul style="list-style-type: none"> • Box/box/file pedestal • File/file pedestal • Open/box/file pedestal 	No cost No cost No cost	Specify with <i>box/box/file pedestal</i> . Specify with <i>file/file pedestal</i> . Specify with <i>open/box/file pedestal</i> .
Modesty Panel	<ul style="list-style-type: none"> • Full • Quarter height 	No cost No cost	Specify with <i>full panel</i> . Specify with <i>quarter height panel</i> .
Worksurface Thickness	<ul style="list-style-type: none"> • 1 1/8" • 1 3/8" ✘10/26 	No cost +\$173	Specify with <i>1 1/8" thickness</i> . Specify with <i>1 3/8" thickness</i> .

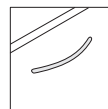
Pull Shape



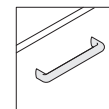
Ledge



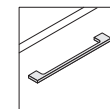
Handle



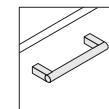
Contemporary



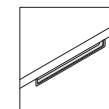
Jazz



Nile



Bar



Inset



For Canadian Pricing

Multiply U.S. Price by the Canadian price factor.

► See page 1 for details.

✘10/26 = Last order entry
October 18, 2026

For laminate price group 2 and higher pricing, please refer to the electronic catalog or SmartTools.

	Options	U.S. Price	Required to Specify
Surface Materials	Case		
	• Low-Pressure Laminate (LPL) price group 1	No cost	Specify laminate color number.
	• High-Pressure Laminate (HPL) price group 1	Prices at right	Specify laminate color number.
	• High-Pressure Laminate (HPL) price group 2	See information at left	Specify laminate color number.
	• High-Pressure Laminate (HPL) price group 3	See information at left	Specify laminate color number.
	• Open Line laminate	+\$111 plus cost of laminate	▶ See <i>Surface Material Reference Manual</i> .
	Headset		
	• Low-Pressure Laminate (LPL) price group 1	No cost	Specify laminate color number.
	• High-Pressure Laminate (HPL) price group 1	Prices at right	Specify laminate color number.
	• High-Pressure Laminate (HPL) price group 2	See information at left	Specify laminate color number.
	• High-Pressure Laminate (HPL) price group 3	See information at left	Specify laminate color number.
	• Open Line laminate	+\$111 plus cost of laminate	▶ See <i>Surface Material Reference Manual</i> .
	Top		
	• Low-Pressure Laminate (LPL) price group 1	No cost	Specify laminate color number.
	• High-Pressure Laminate (HPL) price group 1	Prices at right	Specify laminate color number.
• High-Pressure Laminate (HPL) price group 2	See information at left	Specify laminate color number.	
• High-Pressure Laminate (HPL) price group 3	See information at left	Specify laminate color number.	
• Open Line laminate	+\$111 plus cost of laminate	▶ See <i>Surface Material Reference Manual</i> .	
Grommet Location			
• No grommet	No cost	Specify <i>without grommet</i> .	
• Center	+\$ 43	Specify <i>with center location</i> .	
• Left	+\$ 43	Specify <i>with left location</i> .	
• Right	+\$ 43	Specify <i>with right location</i> .	
• Left and center	+\$ 86	Specify <i>with left and center location</i> .	
• Right and center	+\$ 86	Specify <i>with right and center location</i> .	
Worksurface Thickness			
• 1 1/8"	No cost	Specify <i>with 1 1/8" thickness</i> .	
• 1 3/8" ✕10/26	+\$173	Specify <i>with 1 3/8" thickness</i> .	
Pull			
• Ledge	No cost	Specify <i>with ledge pull</i> .	
• Handle	No cost	Specify <i>with handle pull</i> .	
• Contemporary	No cost	Specify <i>with contemporary pull</i> .	
• Jazz	+\$ 28 per pull	Specify <i>with jazz pull</i> .	
• Nile	+\$ 39 per pull	Specify <i>with nile pull</i> .	
• Bar	+\$ 41 per pull	Specify <i>with bar pull</i> .	
• Inset	+\$ 43 per pull	Specify <i>with inset pull</i> .	
Keys			
• Key plug	No cost	Specify <i>with key plug</i> .	
• Master key plug	+\$ 39 per lock	Specify <i>with master key plug</i> .	

Tip: The 1 3/8" worksurface thickness option will be culled October 18, 2026.

▶ **Specification Information, on next page**


For Canadian Pricing
Multiply U.S. Price by the Canadian price factor.
▶ See page 1 for details.

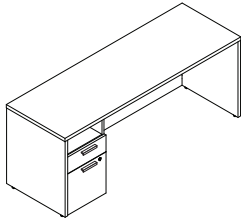
✕10/26 = Last order entry
October 18, 2026

Two-High Credenza Storage with Kneespace, continued

► Options, on previous page

Specification Information

Dimensions D	D	Style Number	Modular Width	U.S. Base Prices		
				60"	66"	72"
Modular	Parametric		Parametric Width	N.A.	60 ¹ / ₁₆ "	66 ¹ / ₁₆ "
					-66"	-72"



Tip: Pricing is shown with Low-Pressure Laminate top.

Single Pedestal, Left, Low-Pressure Laminate Case with Low-Pressure Laminate Headset

18 ⁷ / ₈ "	N.A.	CRCD2HKSSPL		\$1790	\$1914	\$2034
24"	18 ¹⁵ / ₁₆ "-24"	CRCD2HKSSPL		\$1875	\$1997	\$2123

Single Pedestal, Left, Low-Pressure Laminate Case with High-Pressure Laminate Headset

18 ⁷ / ₈ "	N.A.	CRCD2HKSSPL		\$1908	\$2037	\$2166
24"	18 ¹⁵ / ₁₆ "-24"	CRCD2HKSSPL		\$1998	\$2127	\$2262

Single Pedestal, Left, High-Pressure Laminate Case with High-Pressure Laminate Headset

18 ⁷ / ₈ "	N.A.	CRCD2HKSSPL		\$2158	\$2302	\$2446
24"	18 ¹⁵ / ₁₆ "-24"	CRCD2HKSSPL		\$2261	\$2404	\$2558

Single Pedestal, Right, Low-Pressure Laminate Case with Low-Pressure Laminate Headset

18 ⁷ / ₈ "	N.A.	CRCD2HKSSPR		\$1790	\$1914	\$2034
24"	18 ¹⁵ / ₁₆ "-24"	CRCD2HKSSPR		\$1875	\$1997	\$2123

Single Pedestal, Right, Low-Pressure Laminate Case with High-Pressure Laminate Headset

18 ⁷ / ₈ "	N.A.	CRCD2HKSSPR		\$1908	\$2037	\$2166
24"	18 ¹⁵ / ₁₆ "-24"	CRCD2HKSSPR		\$1998	\$2127	\$2262

Single Pedestal, Right, High-Pressure Laminate Case with High-Pressure Laminate Headset

18 ⁷ / ₈ "	N.A.	CRCD2HKSSPR		\$2158	\$2302	\$2446
24"	18 ¹⁵ / ₁₆ "-24"	CRCD2HKSSPR		\$2261	\$2404	\$2558

Dual Pedestal, Low-Pressure Laminate Case with Low-Pressure Laminate Headset

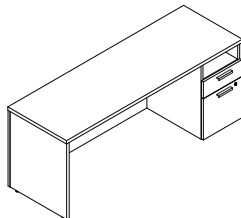
18 ⁷ / ₈ "	N.A.	CRCD2HKSDP		\$2319	\$2467	\$2613
24"	18 ¹⁵ / ₁₆ "-24"	CRCD2HKSDP		\$2429	\$2576	\$2728

Dual Pedestal, Low-Pressure Laminate Case with High-Pressure Laminate Headset

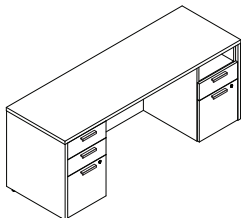
18 ⁷ / ₈ "	N.A.	CRCD2HKSDP		\$2471	\$2626	\$2784
24"	18 ¹⁵ / ₁₆ "-24"	CRCD2HKSDP		\$2589	\$2746	\$2906

Dual Pedestal, High-Pressure Laminate Case with High-Pressure Laminate Headset

18 ⁷ / ₈ "	N.A.	CRCD2HKSDP		\$2793	\$2968	\$3145
24"	18 ¹⁵ / ₁₆ "-24"	CRCD2HKSDP		\$2929	\$3105	\$3287



Tip: Pricing is shown with Low-Pressure Laminate top.



Tip: Pricing is shown with Low-Pressure Laminate top.

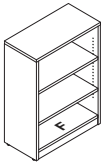


For Canadian Pricing

Multiply U.S. Price by the Canadian price factor.

► See page 1 for details.

Bookcases



► Need help?
Product details,
page 98

Standard Includes

- Bookcase:
 - Low-Pressure Laminate price group 1
 - High-Pressure Laminate price group 1, if selected
- 1" thick top: laminate to match case
- Adjustable shelf: laminate to match case
- Brackets for shelves: brushed nickel only
- 1 1/4" leveling glides
- Shipped fully assembled

Required to Specify

- 1 Style number
 - 2 Size type (see below under Required Selections)
 - 3 Depth (see below under Required Selections)
 - 4 Width (see below under Required Selections)
 - 5 Height (see below under Required Selections)
 - 6 Low-Pressure Laminate or High-Pressure Laminate color number for case
 - 7 Plastic color number for all edges on laminate case
 - 8 Options, if selected (see below)
- See *Surface Materials*, page 344.

Tip: See understanding pages for shelf count by height.

► Page 15

Tip: Fixed shelf at worksurface height for bookcases 66 1/2" and taller.

	Required Selections	U.S. Price	Required to Specify
Size Type	<ul style="list-style-type: none"> • Modular • Parametric 	No cost No cost	Specify with <i>modular</i> . Specify with <i>parametric</i> .
Depth	<ul style="list-style-type: none"> • 15"D • 24"D 	Prices at right Prices at right	Specify 15" depth. Specify 24" depth.
Width	<ul style="list-style-type: none"> • 24"W • 30"W • 36"W 	Prices at right Prices at right Prices at right	Specify 24" width. Specify 30" width. Specify 36" width.
Height	<ul style="list-style-type: none"> • 41 3/4"H • 47 15/16"H • 54 1/8"H • 66 1/2"H • 72"H • 78"H • 84"H 	Prices at right Prices at right Prices at right Prices at right Prices at right Prices at right Prices at right	Specify 41 3/4" height. Specify 47 15/16" height. Specify 54 1/8" height. Specify 66 1/2" height. Specify 72" height. Specify 78" height. Specify 84" height.

	Options	U.S. Price	Required to Specify
Surface Materials	Case		
	<ul style="list-style-type: none"> • Low-Pressure Laminate (LPL) price group 1 • High-Pressure Laminate (HPL) price group 1 • High-Pressure Laminate (HPL) price group 2 • High-Pressure Laminate (HPL) price group 3 • Open Line laminate 	No cost Prices at right See information at left See information at left +\$111 plus cost of laminate	Specify laminate color number. Specify laminate color number. Specify laminate color number. Specify laminate color number. ► See <i>Surface Material Reference Manual</i> .

For laminate price group 2 and higher pricing, please refer to the electronic catalog or SmartTools.



For Canadian Pricing

Multiply U.S. Price by the Canadian price factor.

► See page 1 for details.

Specification Information

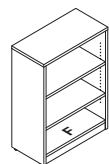
Dimensions				Style Number	Modular Depth	U.S. Base Prices	
Modular Height	Parametric Height	Modular Width	Parametric Width			15"	24"
						15"	15 1/16"-24"

Bookcases with Adjustable Shelves

Low-Pressure Laminate Case

41 3/4"	41 3/4"	24"	24"	CRBK	\$1111	\$1183
47 15/16"	41 13/16"-47 15/16"	24"	24"	CRBK	\$1156	\$1231
54 1/8"	48"-54 1/8"	24"	24"	CRBK	\$1205	\$1283
66 1/2"	54 3/16"-66 1/2"	24"	24"	CRBK	\$1257	\$1338
72"	66 9/16"-72"	24"	24"	CRBK	\$1357	\$1444
78"	72 1/16"-78"	24"	24"	CRBK	\$1411	\$1503
84"	78 1/16"-84"	24"	24"	CRBK	\$1468	\$1564
41 3/4"	41 3/4"	30"	24 1/16"-30"	CRBK	\$1134	\$1208
47 15/16"	41 13/16"-47 15/16"	30"	24 1/16"-30"	CRBK	\$1181	\$1257
54 1/8"	48"-54 1/8"	30"	24 1/16"-30"	CRBK	\$1229	\$1309
66 1/2"	54 3/16"-66 1/2"	30"	24 1/16"-30"	CRBK	\$1282	\$1365
72"	66 9/16"-72"	30"	24 1/16"-30"	CRBK	\$1384	\$1475
78"	72 1/16"-78"	30"	24 1/16"-30"	CRBK	\$1441	\$1535
84"	78 1/16"-84"	30"	24 1/16"-30"	CRBK	\$1499	\$1596
41 3/4"	41 3/4"	36"	30 1/16"-36"	CRBK	\$1156	\$1231
47 15/16"	41 13/16"-47 15/16"	36"	30 1/16"-36"	CRBK	\$1203	\$1282
54 1/8"	48"-54 1/8"	36"	30 1/16"-36"	CRBK	\$1254	\$1337
66 1/2"	54 3/16"-66 1/2"	36"	30 1/16"-36"	CRBK	\$1306	\$1390
72"	66 9/16"-72"	36"	30 1/16"-36"	CRBK	\$1411	\$1501
78"	72 1/16"-78"	36"	30 1/16"-36"	CRBK	\$1471	\$1567
84"	78 1/16"-84"	36"	30 1/16"-36"	CRBK	\$1530	\$1629

► Specification Information, continued on next page



For Canadian Pricing
Multiply U.S. Price by the
Canadian price factor.
► See page 1 for details.

► **Specification Information, continued from previous page**

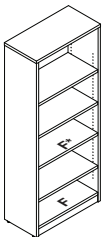
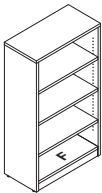
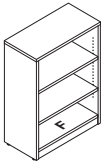
Specification Information

• Dimensions				• Style Number	Modular Depth	• U.S. Base Prices	
Modular Height	Parametric Height	Modular Width	Parametric Width			15"	24"
					Parametric Depth	15"	15 ¹ / ₁₆ "–24"

Bookcases with Adjustable Shelves

High-Pressure Laminate Case

41 ³ / ₄ "	41 ³ / ₄ "	24"	24"	CRBK		\$1375	\$1465
47 ¹⁵ / ₁₆ "	41 ¹³ / ₁₆ "–47 ¹⁵ / ₁₆ "	24"	24"	CRBK		\$1430	\$1523
54 ¹ / ₈ "	48"–54 ¹ / ₈ "	24"	24"	CRBK		\$1491	\$1588
66 ¹ / ₂ "	54 ³ / ₁₆ "–66 ¹ / ₂ "	24"	24"	CRBK		\$1556	\$1656
72"	66 ⁹ / ₁₆ "–72"	24"	24"	CRBK		\$1679	\$1787
78"	72 ¹ / ₁₆ "–78"	24"	24"	CRBK		\$1746	\$1860
84"	78 ¹ / ₁₆ "–84"	24"	24"	CRBK		\$1816	\$1935
41 ³ / ₄ "	41 ³ / ₄ "	30"	24 ¹ / ₁₆ "–30"	CRBK		\$1403	\$1495
47 ¹⁵ / ₁₆ "	41 ¹³ / ₁₆ "–47 ¹⁵ / ₁₆ "	30"	24 ¹ / ₁₆ "–30"	CRBK		\$1461	\$1556
54 ¹ / ₈ "	48"–54 ¹ / ₈ "	30"	24 ¹ / ₁₆ "–30"	CRBK		\$1519	\$1619
66 ¹ / ₂ "	54 ³ / ₁₆ "–66 ¹ / ₂ "	30"	24 ¹ / ₁₆ "–30"	CRBK		\$1585	\$1690
72"	66 ⁹ / ₁₆ "–72"	30"	24 ¹ / ₁₆ "–30"	CRBK		\$1713	\$1824
78"	72 ¹ / ₁₆ "–78"	30"	24 ¹ / ₁₆ "–30"	CRBK		\$1783	\$1899
84"	78 ¹ / ₁₆ "–84"	30"	24 ¹ / ₁₆ "–30"	CRBK		\$1855	\$1975
41 ³ / ₄ "	41 ³ / ₄ "	36"	30 ¹ / ₁₆ "–36"	CRBK		\$1430	\$1523
47 ¹⁵ / ₁₆ "	41 ¹³ / ₁₆ "–47 ¹⁵ / ₁₆ "	36"	30 ¹ / ₁₆ "–36"	CRBK		\$1489	\$1586
54 ¹ / ₈ "	48"–54 ¹ / ₈ "	36"	30 ¹ / ₁₆ "–36"	CRBK		\$1553	\$1654
66 ¹ / ₂ "	54 ³ / ₁₆ "–66 ¹ / ₂ "	36"	30 ¹ / ₁₆ "–36"	CRBK		\$1616	\$1720
72"	66 ⁹ / ₁₆ "–72"	36"	30 ¹ / ₁₆ "–36"	CRBK		\$1745	\$1858
78"	72 ¹ / ₁₆ "–78"	36"	30 ¹ / ₁₆ "–36"	CRBK		\$1820	\$1939
84"	78 ¹ / ₁₆ "–84"	36"	30 ¹ / ₁₆ "–36"	CRBK		\$1893	\$2015

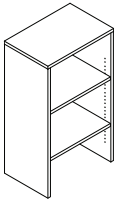


For Canadian Pricing

Multiply U.S. Price by the Canadian price factor.

► See page 1 for details.

Stacking Bookcases



Tip: Stacking bookcases go on top of One-High, 1.5-High, and Two-High Currency low storage. Please specify the application height of the overall height desired with low storage and stacking bookcase combined.

Tip: See understanding pages for shelf count by application height.

► Page 16

Tip: The required width of the stacking bookcase will vary depending on the storage underneath it. See Specifying the Width of Stacking Bookcase, page 14, or SmartTools, for information.

*Tip: Due to nominal vs. actual dimensions when comparing modular-only Currency product (culled) and current modular-or-parametric Currency tall storage, we recommend not placing culled and current tall storage side-by-side. Culled tower, cabinet, stacking overhead, and stacking bookcase styles include: **CRTW, CRTWD, CRTWSA, CRWD, CROHS, CRBKS.***

Tip: Selecting the correct worksurface thickness and top surface materiality type (LPL or HPL) ensures that the stacking bookcase aligns with neighboring tall storage.

Tip: The 1³/₈" worksurface thickness option will be culled October 18, 2026.

Tip: Top surface type refers to the materiality of the storage attaching to the stacking bookcase.

For laminate price group 2 and higher pricing, please refer to the electronic catalog or SmartTools.

	Standard Includes	Required to Specify
► Need help? Product details, page 98	<ul style="list-style-type: none"> Stacking bookcase: <ul style="list-style-type: none"> – Low-Pressure Laminate price group 1 – High-Pressure Laminate price group 1, if selected 1" thick top: laminate to match case Adjustable shelf: laminate to match case Attachment hardware Shipped fully assembled 	<ol style="list-style-type: none"> Style number Size type (see below under Required Selections) Depth (see below under Required Selections) Width (see below under Required Selections) Application height (see below under Required Selections) Low-Pressure Laminate or High-Pressure Laminate color number for case Plastic color number for all edges on laminate case Options, if selected (see below) <p>► See <i>Surface Materials</i>, page 344.</p>

	Required Selections	U.S. Price	Required to Specify
Size Type	<ul style="list-style-type: none"> Modular Parametric 	No cost No cost	Specify with <i>modular</i> . Specify with <i>parametric</i> .
Depth	<ul style="list-style-type: none"> 15"D 24"D 	Prices at right Prices at right	Specify 15" depth. Specify 24" depth.
Width	<ul style="list-style-type: none"> 24"W 30"W 36"W 	Prices at right Prices at right Prices at right	Specify 24" width. Specify 30" width. Specify 36" width.
Application Height	<ul style="list-style-type: none"> 41³/₄"H 47¹⁵/₁₆"H 54¹/₈"H 66¹/₂"H 72"H 78"H 84"H 	Prices at right Prices at right Prices at right Prices at right Prices at right Prices at right Prices at right	Specify 41 ³ / ₄ " height. Specify 47 ¹⁵ / ₁₆ " height. Specify 54 ¹ / ₈ " height. Specify 66 ¹ / ₂ " height. Specify 72" height. Specify 78" height. Specify 84" height.

	Options	U.S. Price	Required to Specify
Surface Materials	Case <ul style="list-style-type: none"> Low-Pressure Laminate (LPL) price group 1 High-Pressure Laminate (HPL) price group 1 High-Pressure Laminate (HPL) price group 2 High-Pressure Laminate (HPL) price group 3 Open Line laminate 	No cost Prices at right See information at left See information at left +\$111 plus cost of laminate	Specify laminate color number. Specify laminate color number. Specify laminate color number. Specify laminate color number. ► See <i>Surface Material Reference Manual</i> .
Worksurface Thickness	<ul style="list-style-type: none"> 1¹/₈" 1³/₈" ✖10/26 	No cost No cost	Specify with 1 ¹ / ₈ " thickness. Specify with 1 ³ / ₈ " thickness.
Top Surface Type	<ul style="list-style-type: none"> Low-Pressure Laminate (LPL) High-Pressure Laminate (HPL) 	No cost No cost	Specify with <i>Low-Pressure Laminate</i> . Specify with <i>High-Pressure Laminate</i> .

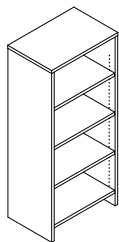
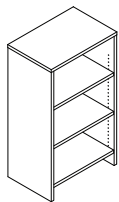
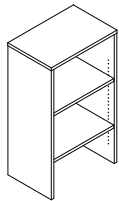
✖10/26 = Last order entry
October 18, 2026

Specification Information

Dimensions				Style Number	Modular Depth	U.S. Base Prices	
Modular Application Height	Parametric Application Height	Modular Width	Parametric Width			15"	24"
						15"	15 1/16"-24"

Bookcase, Stacking on One-High Currency Low Storage

Low-Pressure Laminate Case



41 3/4"	41 3/4"	24"	24"	CRBKS1H	\$ 870	\$ 927
47 15/16"	41 13/16"-47 15/16"	24"	24"	CRBKS1H	\$ 907	\$ 965
54 1/8"	48"-54 1/8"	24"	24"	CRBKS1H	\$ 944	\$1006
66 1/2"	54 3/16"-66 1/2"	24"	24"	CRBKS1H	\$ 983	\$1048
72"	66 9/16"-72"	24"	24"	CRBKS1H	\$1051	\$1119
78"	72 1/16"-78"	24"	24"	CRBKS1H	\$1093	\$1164
84"	78 1/16"-84"	24"	24"	CRBKS1H	\$1136	\$1210
41 3/4"	41 3/4"	30"	24 1/16"-30"	CRBKS1H	\$ 887	\$ 945
47 15/16"	41 13/16"-47 15/16"	30"	24 1/16"-30"	CRBKS1H	\$ 925	\$ 984
54 1/8"	48"-54 1/8"	30"	24 1/16"-30"	CRBKS1H	\$ 963	\$1025
66 1/2"	54 3/16"-66 1/2"	30"	24 1/16"-30"	CRBKS1H	\$1002	\$1068
72"	66 9/16"-72"	30"	24 1/16"-30"	CRBKS1H	\$1072	\$1142
78"	72 1/16"-78"	30"	24 1/16"-30"	CRBKS1H	\$1114	\$1187
84"	78 1/16"-84"	30"	24 1/16"-30"	CRBKS1H	\$1158	\$1234
41 3/4"	41 3/4"	36"	30 1/16"-36"	CRBKS1H	\$ 906	\$ 964
47 15/16"	41 13/16"-47 15/16"	36"	30 1/16"-36"	CRBKS1H	\$ 943	\$1005
54 1/8"	48"-54 1/8"	36"	30 1/16"-36"	CRBKS1H	\$ 982	\$1046
66 1/2"	54 3/16"-66 1/2"	36"	30 1/16"-36"	CRBKS1H	\$1023	\$1089
72"	66 9/16"-72"	36"	30 1/16"-36"	CRBKS1H	\$1094	\$1166
78"	72 1/16"-78"	36"	30 1/16"-36"	CRBKS1H	\$1137	\$1211
84"	78 1/16"-84"	36"	30 1/16"-36"	CRBKS1H	\$1183	\$1259

► Specification Information, continued on next page



For Canadian Pricing

Multiply U.S. Price by the Canadian price factor.

► See page 1 for details.

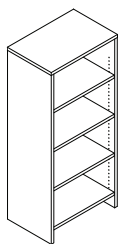
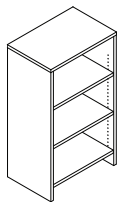
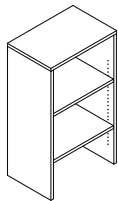
► **Specification Information, continued from previous page**

Specification Information

				• Style • Number	• Modular Depth	• U.S. Base Prices	
• Dimensions • Modular Application Height	• Parametric Application Height	• Modular Width	• Parametric Width			15"	24"
						15"	15 1/16"–24"

Bookcase, Stacking on One-High Currency Low Storage, continued

High-Pressure Laminate Case



41 3/4"	41 3/4"	24"	24"	CRBKS1H	\$1077	\$1146
47 15/16"	41 13/16"–47 15/16"	24"	24"	CRBKS1H	\$1122	\$1194
54 1/8"	48"–54 1/8"	24"	24"	CRBKS1H	\$1168	\$1245
66 1/2"	54 3/16"–66 1/2"	24"	24"	CRBKS1H	\$1216	\$1297
72"	66 9/16"–72"	24"	24"	CRBKS1H	\$1301	\$1385
78"	72 1/16"–78"	24"	24"	CRBKS1H	\$1353	\$1439
84"	78 1/16"–84"	24"	24"	CRBKS1H	\$1405	\$1498
41 3/4"	41 3/4"	30"	24 1/16"–30"	CRBKS1H	\$1098	\$1169
47 15/16"	41 13/16"–47 15/16"	30"	24 1/16"–30"	CRBKS1H	\$1144	\$1217
54 1/8"	48"–54 1/8"	30"	24 1/16"–30"	CRBKS1H	\$1191	\$1269
66 1/2"	54 3/16"–66 1/2"	30"	24 1/16"–30"	CRBKS1H	\$1240	\$1321
72"	66 9/16"–72"	30"	24 1/16"–30"	CRBKS1H	\$1326	\$1413
78"	72 1/16"–78"	30"	24 1/16"–30"	CRBKS1H	\$1379	\$1469
84"	78 1/16"–84"	30"	24 1/16"–30"	CRBKS1H	\$1432	\$1527
41 3/4"	41 3/4"	36"	30 1/16"–36"	CRBKS1H	\$1121	\$1193
47 15/16"	41 13/16"–47 15/16"	36"	30 1/16"–36"	CRBKS1H	\$1167	\$1243
54 1/8"	48"–54 1/8"	36"	30 1/16"–36"	CRBKS1H	\$1215	\$1295
66 1/2"	54 3/16"–66 1/2"	36"	30 1/16"–36"	CRBKS1H	\$1266	\$1347
72"	66 9/16"–72"	36"	30 1/16"–36"	CRBKS1H	\$1354	\$1442
78"	72 1/16"–78"	36"	30 1/16"–36"	CRBKS1H	\$1406	\$1499
84"	78 1/16"–84"	36"	30 1/16"–36"	CRBKS1H	\$1463	\$1558

► **Specification Information, continued on next page**



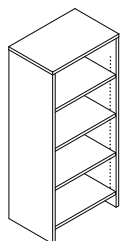
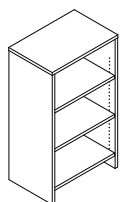
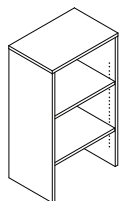
For Canadian Pricing
 Multiply U.S. Price by the
 Canadian price factor.
 ► See page 1 for details.

► Specification Information, continued from previous page

Specification Information					U.S. Base Prices	
Dimensions		Modular Width	Parametric Width	Style Number	Modular Depth	24"
Modular Application Height	Parametric Application Height				15"	15 1/16"-24"

Bookcase, Stacking on 1.5-High Currency Low Storage

Low-Pressure Laminate Case



41 3/4"	41 3/4"	24"	24"	CRBKS15H	\$ 838	\$ 891
47 15/16"	41 13/16"-47 15/16"	24"	24"	CRBKS15H	\$ 871	\$ 928
54 1/8"	48"-54 1/8"	24"	24"	CRBKS15H	\$ 908	\$ 967
66 1/2"	54 3/16"-66 1/2"	24"	24"	CRBKS15H	\$ 945	\$1008
72"	66 9/16"-72"	24"	24"	CRBKS15H	\$1011	\$1076
78"	72 1/16"-78"	24"	24"	CRBKS15H	\$1051	\$1119
84"	78 1/16"-84"	24"	24"	CRBKS15H	\$1093	\$1164
41 3/4"	41 3/4"	30"	24 1/16"-30"	CRBKS15H	\$ 855	\$ 909
47 15/16"	41 13/16"-47 15/16"	30"	24 1/16"-30"	CRBKS15H	\$ 889	\$ 946
54 1/8"	48"-54 1/8"	30"	24 1/16"-30"	CRBKS15H	\$ 926	\$ 986
66 1/2"	54 3/16"-66 1/2"	30"	24 1/16"-30"	CRBKS15H	\$ 965	\$1028
72"	66 9/16"-72"	30"	24 1/16"-30"	CRBKS15H	\$1031	\$1098
78"	72 1/16"-78"	30"	24 1/16"-30"	CRBKS15H	\$1072	\$1142
84"	78 1/16"-84"	30"	24 1/16"-30"	CRBKS15H	\$1115	\$1187
41 3/4"	41 3/4"	36"	30 1/16"-36"	CRBKS15H	\$ 871	\$ 928
47 15/16"	41 13/16"-47 15/16"	36"	30 1/16"-36"	CRBKS15H	\$ 908	\$ 967
54 1/8"	48"-54 1/8"	36"	30 1/16"-36"	CRBKS15H	\$ 945	\$1008
66 1/2"	54 3/16"-66 1/2"	36"	30 1/16"-36"	CRBKS15H	\$ 982	\$1046
72"	66 9/16"-72"	36"	30 1/16"-36"	CRBKS15H	\$1053	\$1121
78"	72 1/16"-78"	36"	30 1/16"-36"	CRBKS15H	\$1094	\$1166
84"	78 1/16"-84"	36"	30 1/16"-36"	CRBKS15H	\$1138	\$1212

► Specification Information, continued on next page

 **For Canadian Pricing**
 Multiply U.S. Price by the
 Canadian price factor.
 ► See page 1 for details.

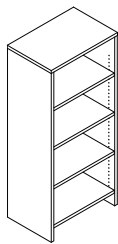
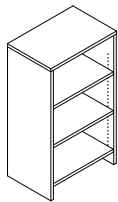
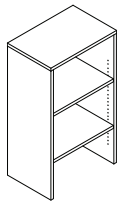
► Specification Information, continued from previous page

Specification Information

				• U.S. Base Prices			
• Dimensions				• Style	Modular	15"	24"
Modular	Parametric	Modular	Parametric	Number	Depth		
Application	Application	Width	Width		Parametric	15"	15 1/16"–24"
Height	Height				Depth		

Bookcase, Stacking on 1.5-High Currency Low Storage, continued

High-Pressure Laminate Case



41 3/4"	41 3/4"	24"	24"	CRBKS15H	\$1037	\$1103
47 15/16"	41 13/16"–47 15/16"	24"	24"	CRBKS15H	\$1078	\$1148
54 1/8"	48"–54 1/8"	24"	24"	CRBKS15H	\$1123	\$1196
66 1/2"	54 3/16"–66 1/2"	24"	24"	CRBKS15H	\$1169	\$1247
72"	66 9/16"–72"	24"	24"	CRBKS15H	\$1252	\$1331
78"	72 1/16"–78"	24"	24"	CRBKS15H	\$1301	\$1385
84"	78 1/16"–84"	24"	24"	CRBKS15H	\$1353	\$1439
41 3/4"	41 3/4"	30"	24 1/16"–30"	CRBKS15H	\$1058	\$1125
47 15/16"	41 13/16"–47 15/16"	30"	24 1/16"–30"	CRBKS15H	\$1100	\$1171
54 1/8"	48"–54 1/8"	30"	24 1/16"–30"	CRBKS15H	\$1145	\$1220
66 1/2"	54 3/16"–66 1/2"	30"	24 1/16"–30"	CRBKS15H	\$1194	\$1272
72"	66 9/16"–72"	30"	24 1/16"–30"	CRBKS15H	\$1276	\$1359
78"	72 1/16"–78"	30"	24 1/16"–30"	CRBKS15H	\$1326	\$1413
84"	78 1/16"–84"	30"	24 1/16"–30"	CRBKS15H	\$1380	\$1470
41 3/4"	41 3/4"	36"	30 1/16"–36"	CRBKS15H	\$1078	\$1148
47 15/16"	41 13/16"–47 15/16"	36"	30 1/16"–36"	CRBKS15H	\$1123	\$1196
54 1/8"	48"–54 1/8"	36"	30 1/16"–36"	CRBKS15H	\$1169	\$1247
66 1/2"	54 3/16"–66 1/2"	36"	30 1/16"–36"	CRBKS15H	\$1215	\$1295
72"	66 9/16"–72"	36"	30 1/16"–36"	CRBKS15H	\$1303	\$1387
78"	72 1/16"–78"	36"	30 1/16"–36"	CRBKS15H	\$1354	\$1442
84"	78 1/16"–84"	36"	30 1/16"–36"	CRBKS15H	\$1408	\$1500

► Specification Information, continued on next page



For Canadian Pricing

Multiply U.S. Price by the Canadian price factor.

► See page 1 for details.

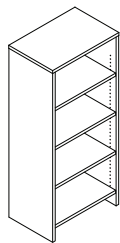
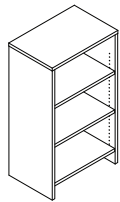
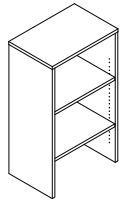
► Specification Information, continued from previous page

Specification Information

Dimensions				Style Number	Modular Depth	U.S. Base Prices	
Modular Application Height	Parametric Application Height	Modular Width	Parametric Width			15"	24"
						15"	15 1/16"-24"

Bookcase, Stacking on Two-High Currency Low Storage

Low-Pressure Laminate Case



41 3/4"	41 3/4"	24"	24"	CRBKS2H	\$ 804	\$ 857
47 15/16"	41 13/16"-47 15/16"	24"	24"	CRBKS2H	\$ 839	\$ 894
54 1/8"	48"-54 1/8"	24"	24"	CRBKS2H	\$ 872	\$ 929
66 1/2"	54 3/16"-66 1/2"	24"	24"	CRBKS2H	\$ 909	\$ 968
72"	66 9/16"-72"	24"	24"	CRBKS2H	\$ 972	\$1035
78"	72 1/16"-78"	24"	24"	CRBKS2H	\$1011	\$1076
84"	78 1/16"-84"	24"	24"	CRBKS2H	\$1051	\$1119
41 3/4"	41 3/4"	30"	24 1/16"-30"	CRBKS2H	\$ 822	\$ 875
47 15/16"	41 13/16"-47 15/16"	30"	24 1/16"-30"	CRBKS2H	\$ 856	\$ 912
54 1/8"	48"-54 1/8"	30"	24 1/16"-30"	CRBKS2H	\$ 891	\$ 950
66 1/2"	54 3/16"-66 1/2"	30"	24 1/16"-30"	CRBKS2H	\$ 927	\$ 987
72"	66 9/16"-72"	30"	24 1/16"-30"	CRBKS2H	\$ 992	\$1056
78"	72 1/16"-78"	30"	24 1/16"-30"	CRBKS2H	\$1031	\$1098
84"	78 1/16"-84"	30"	24 1/16"-30"	CRBKS2H	\$1072	\$1142
41 3/4"	41 3/4"	36"	30 1/16"-36"	CRBKS2H	\$ 838	\$ 893
47 15/16"	41 13/16"-47 15/16"	36"	30 1/16"-36"	CRBKS2H	\$ 872	\$ 929
54 1/8"	48"-54 1/8"	36"	30 1/16"-36"	CRBKS2H	\$ 909	\$ 968
66 1/2"	54 3/16"-66 1/2"	36"	30 1/16"-36"	CRBKS2H	\$ 944	\$1006
72"	66 9/16"-72"	36"	30 1/16"-36"	CRBKS2H	\$1012	\$1078
78"	72 1/16"-78"	36"	30 1/16"-36"	CRBKS2H	\$1053	\$1121
84"	78 1/16"-84"	36"	30 1/16"-36"	CRBKS2H	\$1094	\$1166

► Specification Information, continued on next page

**For Canadian Pricing**

Multiply U.S. Price by the Canadian price factor.

► See page 1 for details.

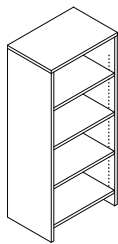
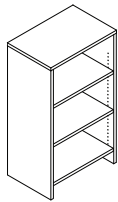
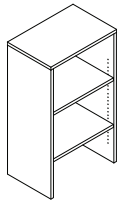
► **Specification Information, continued from previous page**

Specification Information

				• Style • Number	• Modular • Depth	• U.S. Base Prices	
• Dimensions • Modular • Application • Height	• Parametric • Application • Height	• Modular • Width	• Parametric • Width			15"	24"

Bookcase, Stacking on Two-High Currency Low Storage, continued

High-Pressure Laminate Case



41 3/4"	41 3/4"	24"	24"	CRBKS2H		\$ 995	\$1061
47 15/16"	41 13/16"-47 15/16"	24"	24"	CRBKS2H		\$1038	\$1106
54 1/8"	48"-54 1/8"	24"	24"	CRBKS2H		\$1080	\$1149
66 1/2"	54 3/16"-66 1/2"	24"	24"	CRBKS2H		\$1124	\$1197
72"	66 9/16"-72"	24"	24"	CRBKS2H		\$1202	\$1281
78"	72 1/16"-78"	24"	24"	CRBKS2H		\$1252	\$1331
84"	78 1/16"-84"	24"	24"	CRBKS2H		\$1301	\$1385
41 3/4"	41 3/4"	30"	24 1/16"-30"	CRBKS2H		\$1017	\$1083
47 15/16"	41 13/16"-47 15/16"	30"	24 1/16"-30"	CRBKS2H		\$1060	\$1128
54 1/8"	48"-54 1/8"	30"	24 1/16"-30"	CRBKS2H		\$1103	\$1175
66 1/2"	54 3/16"-66 1/2"	30"	24 1/16"-30"	CRBKS2H		\$1147	\$1221
72"	66 9/16"-72"	30"	24 1/16"-30"	CRBKS2H		\$1227	\$1307
78"	72 1/16"-78"	30"	24 1/16"-30"	CRBKS2H		\$1276	\$1359
84"	78 1/16"-84"	30"	24 1/16"-30"	CRBKS2H		\$1326	\$1413
41 3/4"	41 3/4"	36"	30 1/16"-36"	CRBKS2H		\$1037	\$1105
47 15/16"	41 13/16"-47 15/16"	36"	30 1/16"-36"	CRBKS2H		\$1080	\$1149
54 1/8"	48"-54 1/8"	36"	30 1/16"-36"	CRBKS2H		\$1124	\$1197
66 1/2"	54 3/16"-66 1/2"	36"	30 1/16"-36"	CRBKS2H		\$1168	\$1245
72"	66 9/16"-72"	36"	30 1/16"-36"	CRBKS2H		\$1253	\$1333
78"	72 1/16"-78"	36"	30 1/16"-36"	CRBKS2H		\$1303	\$1387
84"	78 1/16"-84"	36"	30 1/16"-36"	CRBKS2H		\$1354	\$1442

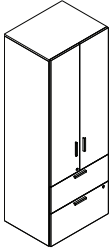


For Canadian Pricing

Multiply U.S. Price by the Canadian price factor.

► See page 1 for details.

Combination Cabinets



► Need help?
Product details,
page 104

Standard Includes

- 3/4"-thick top: laminate to match case
 - Low-Pressure Laminate case with matching or contrasting Low-Pressure Laminate headset
 - Low-Pressure Laminate case with High-Pressure Laminate headset, if selected
 - High-Pressure Laminate case with matching or contrasting High-Pressure Laminate headset, if selected
- Edge band: plastic
- Double doors with one fixed shelf and one adjustable shelf above
- Two lateral file drawers below
- One fastened plastic filing system per file drawer: black only
- Bore and dowel drawer construction: black
- 1 1/4" adjustable leveling glides
- Shipped fully assembled
- Two counterweights

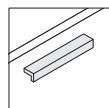
Required to Specify

- 1 Style number
- 2 Size type (see below under Required Selections)
- 3 Depth (see below under Required Selections)
- 4 Width (see below under Required Selections)
- 5 Height (see below under Required Selections)
- 6 Low-Pressure Laminate or High-Pressure Laminate color number for case
- 7 Plastic color number for all edges on laminate case
- 8 Low-Pressure Laminate or High-Pressure Laminate color number for headset
- 9 Pulls (see below under Required Selections)
- 10 Options, if selected (see below)
 - See *Surface Materials*, page 344.

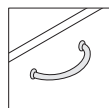
Tip: See understanding pages for shelf count by application height.
► Page 16

	Required Selections	U.S. Price	Required to Specify
Size Type	<ul style="list-style-type: none"> • Modular • Parametric 	No cost No cost	Specify with <i>modular</i> . Specify with <i>parametric</i> .
Depth	<ul style="list-style-type: none"> • 18⁷/₈" • 24" 	Prices at right Prices at right	Specify 18 ⁷ / ₈ " depth. Specify 24" depth.
Width	<ul style="list-style-type: none"> • 30" • 36" 	Prices at right Prices at right	Specify 30" width. Specify 36" width.
Height	<ul style="list-style-type: none"> • 47¹⁵/₁₆" • 54¹/₈" • 66¹/₂" • 72" • 78" • 84" 	Prices at right Prices at right Prices at right Prices at right Prices at right Prices at right	Specify 47 ¹⁵ / ₁₆ " height. Specify 54 ¹ / ₈ " height. Specify 66 ¹ / ₂ " height. Specify 72" height. Specify 78" height. Specify 84" height.

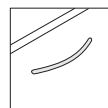
Pull Shape



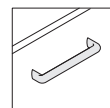
Ledge



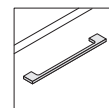
Handle



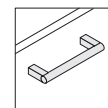
Contemporary



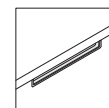
Jazz



Nile



Bar



Inset



For Canadian Pricing

Multiply U.S. Price by the Canadian price factor.

► See page 1 for details.

For laminate price group 2 and higher pricing, please refer to the electronic catalog or SmartTools.

	Options	U.S. Price	Required to Specify
Surface Materials	Case		
	• Low-Pressure Laminate (LPL) price group 1	No cost	Specify laminate color number.
	• High-Pressure Laminate (HPL) price group 1	Prices at right	Specify laminate color number.
	• High-Pressure Laminate (HPL) price group 2	See information at left	Specify laminate color number.
	• High-Pressure Laminate (HPL) price group 3	See information at left	Specify laminate color number.
	• Open Line laminate	+\$111 plus cost of laminate	▶ See <i>Surface Material Reference Manual</i> .
	Headset		
	• Low-Pressure Laminate (LPL) price group 1	No cost	Specify laminate color number.
	• High-Pressure Laminate (HPL) price group 1	Prices at right	Specify laminate color number.
	• High-Pressure Laminate (HPL) price group 2	See information at left	Specify laminate color number.
• High-Pressure Laminate (HPL) price group 3	See information at left	Specify laminate color number.	
• Open Line laminate	+\$111 plus cost of laminate	▶ See <i>Surface Material Reference Manual</i> .	
Pull	• Ledge	No cost	Specify <i>with ledge pull</i> .
	• Handle	No cost	Specify <i>with handle pull</i> .
	• Contemporary	No cost	Specify <i>with contemporary pull</i> .
	• Jazz	+\$ 28 per pull	Specify <i>with jazz pull</i> .
	• Nile	+\$ 39 per pull	Specify <i>with nile pull</i> .
	• Bar	+\$ 41 per pull	Specify <i>with bar pull</i> .
	• Inset	+\$ 43 per pull	Specify <i>with inset pull</i> .
Keys	• Key plug	No cost	Specify <i>with key plug</i> .
	• Master key plug	+\$ 39 per lock	Specify <i>with master key plug</i> .

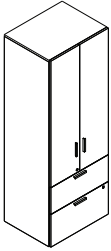
▶ **Specification Information, on next page**

 **For Canadian Pricing**
 Multiply U.S. Price by the Canadian price factor.
 ▶ See page 1 for details.

Combination Cabinets, continued

Specification Information

Dimensions					Style Number	U.S. Base Prices		
Modular Depth	Parametric Depth	Modular Width	Modular Height	Parametric Height		LPL Case with LPL Headset	HPL Headset	HPL Case with HPL Headset



Combination Cabinets

18 ⁷ / ₈ "	18 ⁷ / ₈ "	30"	47 ¹⁵ / ₁₆ "	47 ¹⁵ / ₁₆ "	CRCLF	\$2654	\$2866	\$3318
18 ⁷ / ₈ "	18 ⁷ / ₈ "	30"	54 1/8"	48"-54 ¹ / ₈ "	CRCLF	\$2795	\$3019	\$3494
18 ⁷ / ₈ "	18 ⁷ / ₈ "	30"	66 1/2"	54 ³ / ₁₆ "-66 ¹ / ₂ "	CRCLF	\$2941	\$3176	\$3676
18 ⁷ / ₈ "	18 ⁷ / ₈ "	30"	72"	66 ⁹ / ₁₆ "-72"	CRCLF	\$3089	\$3337	\$3861
18 ⁷ / ₈ "	18 ⁷ / ₈ "	30"	78"	72 ¹ / ₁₆ "-78"	CRCLF	\$3244	\$3504	\$4056
18 ⁷ / ₈ "	18 ⁷ / ₈ "	30"	84"	78 ¹ / ₁₆ "-84"	CRCLF	\$3407	\$3679	\$4258
24"	18 ¹⁵ / ₁₆ "-24"	30"	47 ¹⁵ / ₁₆ "	47 ¹⁵ / ₁₆ "	CRCLF	\$2709	\$2925	\$3386
24"	18 ¹⁵ / ₁₆ "-24"	30"	54 ¹ / ₈ "	48"-54 ¹ / ₈ "	CRCLF	\$2852	\$3080	\$3564
24"	18 ¹⁵ / ₁₆ "-24"	30"	66 ¹ / ₂ "	54 ³ / ₁₆ "-66 ¹ / ₂ "	CRCLF	\$3001	\$3242	\$3753
24"	18 ¹⁵ / ₁₆ "-24"	30"	72"	66 ⁹ / ₁₆ "-72"	CRCLF	\$3152	\$3404	\$3940
24"	18 ¹⁵ / ₁₆ "-24"	30"	78"	72 ¹ / ₁₆ "-78"	CRCLF	\$3311	\$3576	\$4138
24"	18 ¹⁵ / ₁₆ "-24"	30"	84"	78 ¹ / ₁₆ "-84"	CRCLF	\$3475	\$3752	\$4344
18 ⁷ / ₈ "	18 ⁷ / ₈ "	36"	47 ¹⁵ / ₁₆ "	47 ¹⁵ / ₁₆ "	CRCLF	\$2824	\$3050	\$3530
18 ⁷ / ₈ "	18 ⁷ / ₈ "	36"	54 ¹ / ₈ "	48"-54 ¹ / ₈ "	CRCLF	\$2973	\$3211	\$3716
18 ⁷ / ₈ "	18 ⁷ / ₈ "	36"	66 ¹ / ₂ "	54 ³ / ₁₆ "-66 ¹ / ₂ "	CRCLF	\$3129	\$3380	\$3912
18 ⁷ / ₈ "	18 ⁷ / ₈ "	36"	72"	66 ⁹ / ₁₆ "-72"	CRCLF	\$3286	\$3549	\$4108
18 ⁷ / ₈ "	18 ⁷ / ₈ "	36"	78"	72 ¹ / ₁₆ "-78"	CRCLF	\$3451	\$3726	\$4314
18 ⁷ / ₈ "	18 ⁷ / ₈ "	36"	84"	78 ¹ / ₁₆ "-84"	CRCLF	\$3624	\$3914	\$4530
24"	18 ¹⁵ / ₁₆ "-24"	36"	47 ¹⁵ / ₁₆ "	47 ¹⁵ / ₁₆ "	CRCLF	\$2882	\$3112	\$3602
24"	18 ¹⁵ / ₁₆ "-24"	36"	54 ¹ / ₈ "	48"-54 ¹ / ₈ "	CRCLF	\$3033	\$3276	\$3792
24"	18 ¹⁵ / ₁₆ "-24"	36"	66 ¹ / ₂ "	54 ³ / ₁₆ "-66 ¹ / ₂ "	CRCLF	\$3193	\$3448	\$3991
24"	18 ¹⁵ / ₁₆ "-24"	36"	66 ¹ / ₂ "	66 ⁹ / ₁₆ "-72"	CRCLF	\$3354	\$3622	\$4192
24"	18 ¹⁵ / ₁₆ "-24"	36"	78"	72 ¹ / ₁₆ "-78"	CRCLF	\$3521	\$3803	\$4402
24"	18 ¹⁵ / ₁₆ "-24"	36"	84"	78 ¹ / ₁₆ "-84"	CRCLF	\$3697	\$3993	\$4622

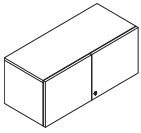


For Canadian Pricing

Multiply U.S. Price by the Canadian price factor.

▶ See page 1 for details.

Overheads



Tip: Overheads with sliding doors do not lock.

Tip: Overheads with three doors will have two doors hinged right. Overheads with four doors will have two doors hinged left, and two hinged right. Doors will always open from the center out.

	Standard Includes	Required to Specify
▶ Need help? Product details, page 106	<ul style="list-style-type: none"> Overhead: <ul style="list-style-type: none"> Low-Pressure Laminate case with matching or contrasting Low-Pressure Laminate headset Low-Pressure Laminate case with High-Pressure Laminate headset, if selected High-Pressure Laminate case with matching or contrasting High-Pressure Laminate headset, if selected Lock plug on overheads with hinged doors only Shipped fully assembled 	<ol style="list-style-type: none"> Style number Size type (see below under Required Selections) Width (see below under Required Selections) Door surface type (see below under Required Selections) Low-Pressure Laminate or High-Pressure Laminate color number for case Plastic color number for all edges on laminate case Low-Pressure Laminate or High-Pressure Laminate color number for headset Options, if selected (see below) <p>▶ See Surface Materials, page 344.</p>

	Required Selections	U.S. Price	Required to Specify
Size Type	<ul style="list-style-type: none"> Modular Parametric 	No cost No cost	Specify with <i>modular</i> . Specify with <i>parametric</i> .
Width	<ul style="list-style-type: none"> 36"W 42"W 48"W 54"W 60"W 61 1/2"W 63"W 66"W 67 1/2"W 69"W 72"W 73 1/2"W 75"W 	Prices at right Prices at right Prices at right Prices at right Prices at right Prices at right Prices at right Prices at right Prices at right Prices at right Prices at right Prices at right Prices at right	Specify 36" width. Specify 42" width. Specify 48" width. Specify 54" width. Specify 60" width. Specify 61 1/2" width. Specify 63" width. Specify 66" width. Specify 67 1/2" width. Specify 69" width. Specify 72" width. Specify 73 1/2" width. Specify 75" width.

Door Surface Type	<ul style="list-style-type: none"> Laminate Markerboard 	Prices at right Prices at right	Specify with <i>laminate</i> . Specify with <i>markerboard</i> .
--------------------------	---	------------------------------------	---

Tip: White markerboard (2977) headset finish available with sliding doors only.

	Options	U.S. Price	Required to Specify
Surface Materials	<p>Case</p> <ul style="list-style-type: none"> Low-Pressure Laminate (LPL) price group 1 High-Pressure Laminate (HPL) price group 1 High-Pressure Laminate (HPL) price group 2 High-Pressure Laminate (HPL) price group 3 Open Line laminate <p>Headset</p> <ul style="list-style-type: none"> Low-Pressure Laminate (LPL) price group 1 High-Pressure Laminate (HPL) price group 1 High-Pressure Laminate (HPL) price group 2 High-Pressure Laminate (HPL) price group 3 Open Line laminate 	No cost Prices at right See information at left See information at left +\$111 plus cost of laminate No cost Prices at right See information at left See information at left +\$111 plus cost of laminate	Specify laminate color number. Specify laminate color number. Specify laminate color number. Specify laminate color number. ▶ See <i>Surface Material Reference Manual</i> . Specify laminate color number. Specify laminate color number. Specify laminate color number. Specify laminate color number. ▶ See <i>Surface Material Reference Manual</i> .

For laminate price group 2 and higher pricing, please refer to the electronic catalog or SmartTools.

▶ Options, continued on next page



For Canadian Pricing
Multiply U.S. Price by the Canadian price factor.
▶ See page 1 for details.

► Options, continued from previous page

Options	U.S. Price	Required to Specify
Attachment Brackets		
• Answer beam	No cost	Specify with Answer beam.
• Top cap mount on Answer	No cost	Specify with top cap mount on Answer.
• Wall mount brackets – 36"W–66"W	+\$152	Specify with wall mount brackets 36"W–66"W.
– 72"W	+\$206	Specify with 72"W wall mount brackets.
• Answer panel	+\$ 51	Specify with Answer panel.
• Answer duo support column	+\$423	Specify with Answer duo support column.
Keys		
• Key plug	No cost	Specify with key plug.
• Master key plug	+\$ 39 per lock	Specify with master key plug.

Tip: Answer beam bracket option includes no brackets. Brackets are specified separately based on specific application.

Tip: Not all attachment brackets are included within the style number.

► Page 111

Tip: If selecting Answer Beam, Answer panel, or top cap mount on Answer attachment brackets, overhead must be modular.

Specification Information

Dimensions				Style Number	U.S. Base Prices		
Modular Width	Parametric Width	D	H		LPL Case	HPL Case	HPL Case
					LPL Headset	HPL Headset	HPL Headset

Overhead with Hinged Doors

Modular Width	Parametric Width	D	H	Style Number	LPL Case	HPL Case	HPL Case
36"	36"	16"	15"	CROHHD	\$ 789	\$ 850	\$ 980
42"	36 ¹ / ₁₆ "–42"	16"	15"	CROHHD	\$ 914	\$ 985	\$1137
48"	42 ¹ / ₁₆ "–48"	16"	15"	CROHHD	\$1046	\$1128	\$1301
54"	48 ¹ / ₁₆ "–54"	16"	15"	CROHHD	\$1183	\$1275	\$1471
60"	54 ¹ / ₁₆ "–60"	16"	15"	CROHHD	\$1300	\$1401	\$1616
N.A.	60 ¹ / ₁₆ "–61 ¹ / ₂ "	16"	15"	CROHHD	\$1401	\$1512	\$1745
N.A.	61 ⁹ / ₁₆ "–63"	16"	15"	CROHHD	\$1417	\$1528	\$1762
66"	63 ¹ / ₁₆ "–66"	16"	15"	CROHHD	\$1431	\$1544	\$1782
N.A.	66 ¹ / ₁₆ "–67 ¹ / ₂ "	16"	15"	CROHHD	\$1474	\$1589	\$1834
N.A.	67 ⁹ / ₁₆ "–69"	16"	15"	CROHHD	\$1488	\$1604	\$1851
72"	69 ¹ / ₁₆ "–72"	16"	15"	CROHHD	\$1503	\$1620	\$1870

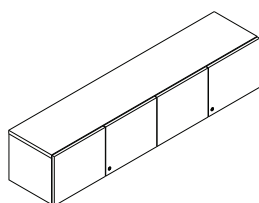
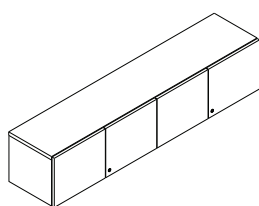
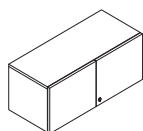
Overhead—Hinged Doors, Personal, For Use with Answer Beam, Dual-Sided Application

Perpendicular applications only							
Modular Width	Parametric Width	D	H	Style Number	LPL Case	HPL Case	HPL Case
61 ¹ / ₂ "	N.A.	16"	15"	CROHDPABD	\$1401	\$1512	\$1745
67 ¹ / ₂ "	N.A.	16"	15"	CROHDPABD	\$1474	\$1589	\$1834
73 ¹ / ₂ "	N.A.	16"	15"	CROHDPABD	\$1518	\$1636	\$1888

Overhead—Hinged Doors, Personal, for Use with Answer Beam, Single-Sided Application

Perpendicular applications only							
Modular Width	Parametric Width	D	H	Style Number	LPL Case	HPL Case	HPL Case
63"	N.A.	16"	15"	CROHDPABS	\$1417	\$1528	\$1762
69"	N.A.	16"	15"	CROHDPABS	\$1488	\$1604	\$1851
75"	N.A.	16"	15"	CROHDPABS	\$1533	\$1653	\$1907

► Specification Information, continued on next page

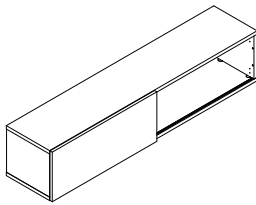


For Canadian Pricing
Multiply U.S. Price by the
Canadian price factor.
► See page 1 for details.

► **Specification Information, continued from previous page**

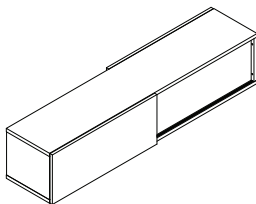
Specification Information

Dimensions				Style Number	U.S. Base Prices			Option (Add \$ to Base Price)
Modular Width	Parametric Width	D	H		LPL Case	HPL Case	HPL Case	
					LPL Headset	HPL Headset	HPL Headset	Markerboard Door



Overhead—Sliding Doors, Personal

36"	36"	16"	15"	CROHSDP	\$ 686	\$ 739	\$ 854	+\$120
42"	36 ¹ / ₁₆ "–42"	16"	15"	CROHSDP	\$ 811	\$ 873	\$1007	+\$147
48"	42 ¹ / ₁₆ "–48"	16"	15"	CROHSDP	\$ 944	\$1019	\$1176	+\$161
54"	48 ¹ / ₁₆ "–54"	16"	15"	CROHSDP	\$1079	\$1163	\$1341	+\$198
60"	54 ¹ / ₁₆ "–60"	16"	15"	CROHSDP	\$1196	\$1288	\$1486	+\$229
N.A.	60 ¹ / ₁₆ "–61 ¹ / ₂ "	16"	15"	CROHSDP	\$1302	\$1403	\$1618	+\$246
N.A.	61 ⁹ / ₁₆ "–63"	16"	15"	CROHSDP	\$1313	\$1416	\$1635	+\$251
66"	63 ¹ / ₁₆ "–66"	16"	15"	CROHSDP	\$1327	\$1431	\$1651	+\$272
N.A.	66 ¹ / ₁₆ "–67 ¹ / ₂ "	16"	15"	CROHSDP	\$1373	\$1482	\$1709	+\$280
N.A.	67 ⁹ / ₁₆ "–69"	16"	15"	CROHSDP	\$1387	\$1497	\$1728	+\$285
72"	69 ¹ / ₁₆ "–72"	16"	15"	CROHSDP	\$1400	\$1511	\$1744	+\$293



Overhead—Sliding Doors, Shared

36"	36"	16"	15"	CROHSDS	\$ 922	\$ 993	\$1146	+\$263
42"	36 ¹ / ₁₆ "–42"	16"	15"	CROHSDS	\$1047	\$1129	\$1303	+\$308
48"	42 ¹ / ₁₆ "–48"	16"	15"	CROHSDS	\$1178	\$1269	\$1465	+\$341
54"	48 ¹ / ₁₆ "–54"	16"	15"	CROHSDS	\$1315	\$1418	\$1637	+\$407
60"	54 ¹ / ₁₆ "–60"	16"	15"	CROHSDS	\$1434	\$1547	\$1785	+\$472
N.A.	60 ¹ / ₁₆ "–61 ¹ / ₂ "	16"	15"	CROHSDS	\$1532	\$1652	\$1906	+\$511
N.A.	61 ⁹ / ₁₆ "–63"	16"	15"	CROHSDS	\$1548	\$1669	\$1926	+\$523
66"	63 ¹ / ₁₆ "–66"	16"	15"	CROHSDS	\$1562	\$1683	\$1941	+\$551
N.A.	66 ¹ / ₁₆ "–67 ¹ / ₂ "	16"	15"	CROHSDS	\$1604	\$1731	\$1997	+\$574
N.A.	67 ⁹ / ₁₆ "–69"	16"	15"	CROHSDS	\$1620	\$1747	\$2016	+\$588
72"	69 ¹ / ₁₆ "–72"	16"	15"	CROHSDS	\$1636	\$1764	\$2036	+\$607

► **Specification Information, continued on next page**



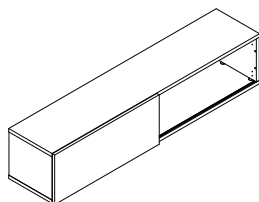
For Canadian Pricing
 Multiply U.S. Price by the Canadian price factor.
 ► See page 1 for details.

► Specification Information, continued from previous page

Specification Information

Dimensions				Style Number	U.S. Base Prices			Option (Add \$ to Base Price)
Modular Width	Parametric Width	D	H		LPL Case	HPL Case	HPL Case	
					LPL Headset	HPL Headset	HPL Headset	Markerboard Door

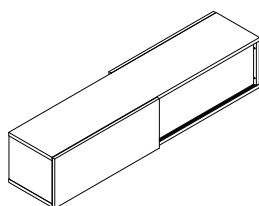
Currency



Overhead—Sliding Doors, Personal, for Use with Answer Beam, Dual-Sided Application

Perpendicular applications only

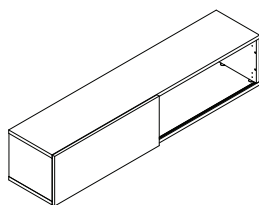
61 1/2"	N.A.	16"	15"	CROHSDPABD	\$1302	\$1403	\$1618	+\$246
67 1/2"	N.A.	16"	15"	CROHSDPABD	\$1373	\$1482	\$1709	+\$280
73 1/2"	N.A.	16"	15"	CROHSDPABD	\$1415	\$1526	\$1760	+\$295



Overhead—Sliding Doors, Shared, for Use with Answer Beam, Dual-Sided Application

Perpendicular applications only

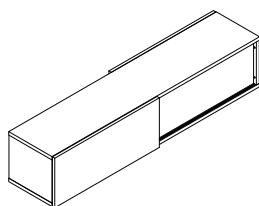
61 1/2"	N.A.	16"	15"	CROHSDSABD	\$1532	\$1652	\$1906	+\$511
67 1/2"	N.A.	16"	15"	CROHSDSABD	\$1604	\$1731	\$1997	+\$574
73 1/2"	N.A.	16"	15"	CROHSDSABD	\$1652	\$1781	\$2055	+\$626



Overhead—Sliding Doors, Personal, for Use with Answer Beam, Single-Sided Application

Perpendicular applications only

63"	N.A.	16"	15"	CROHSDPABS	\$1313	\$1416	\$1635	+\$251
69"	N.A.	16"	15"	CROHSDPABS	\$1387	\$1497	\$1728	+\$285
75"	N.A.	16"	15"	CROHSDPABS	\$1426	\$1539	\$1777	+\$308



Overhead—Sliding Doors, Shared, for Use with Answer Beam, Single-Sided Application

Perpendicular applications only

63"	N.A.	16"	15"	CROHSDSABS	\$1548	\$1669	\$1926	+\$523
69"	N.A.	16"	15"	CROHSDSABS	\$1620	\$1747	\$2016	+\$588
75"	N.A.	16"	15"	CROHSDSABS	\$1669	\$1799	\$2076	+\$636

► Specification Information, continued on next page

**For Canadian Pricing**

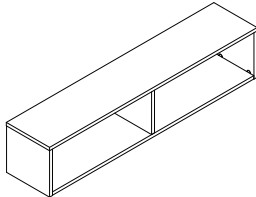
Multiply U.S. Price by the Canadian price factor.

► See page 1 for details.

► **Specification Information, continued from previous page**

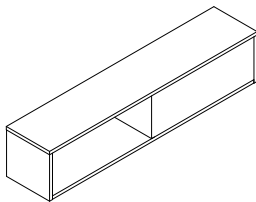
Specification Information

Dimensions				Style Number	U.S. Base Prices	
Modular Width	Parametric Width	D	H		LPL Case	HPL Case



Overhead—No Doors, Open, Personal

36"	36"	15"	15"	CROHOP	\$ 495	\$ 616
42"	36 ¹ / ₁₆ "–42"	15"	15"	CROHOP	\$ 621	\$ 773
48"	42 ¹ / ₁₆ "–48"	15"	15"	CROHOP	\$ 752	\$ 937
54"	48 ¹ / ₁₆ "–54"	15"	15"	CROHOP	\$ 888	\$1105
60"	54 ¹ / ₁₆ "–60"	15"	15"	CROHOP	\$1005	\$1251
N.A.	60 ¹ / ₁₆ "–61 ¹ / ₂ "	15"	15"	CROHOP	\$1113	\$1385
N.A.	61 ⁹ / ₁₆ "–63"	15"	15"	CROHOP	\$1128	\$1402
66"	63 ¹ / ₁₆ "–66"	15"	15"	CROHOP	\$1136	\$1413
N.A.	66 ¹ / ₁₆ "–67 ¹ / ₂ "	15"	15"	CROHOP	\$1189	\$1477
N.A.	67 ⁹ / ₁₆ "–69"	15"	15"	CROHOP	\$1197	\$1492
72"	69 ¹ / ₁₆ "–72"	15"	15"	CROHOP	\$1208	\$1506



Overhead—No Doors, Open, Shared

36"	36"	15"	15"	CROHOS	\$ 730	\$ 908
42"	36 ¹ / ₁₆ "–42"	15"	15"	CROHOS	\$ 858	\$1067
48"	42 ¹ / ₁₆ "–48"	15"	15"	CROHOS	\$ 991	\$1233
54"	48 ¹ / ₁₆ "–54"	15"	15"	CROHOS	\$1126	\$1400
60"	54 ¹ / ₁₆ "–60"	15"	15"	CROHOS	\$1244	\$1547
N.A.	60 ¹ / ₁₆ "–61 ¹ / ₂ "	15"	15"	CROHOS	\$1346	\$1675
N.A.	61 ⁹ / ₁₆ "–63"	15"	15"	CROHOS	\$1358	\$1689
66"	63 ¹ / ₁₆ "–66"	15"	15"	CROHOS	\$1373	\$1706
N.A.	66 ¹ / ₁₆ "–67 ¹ / ₂ "	15"	15"	CROHOS	\$1418	\$1763
N.A.	67 ⁹ / ₁₆ "–69"	15"	15"	CROHOS	\$1433	\$1782
72"	69 ¹ / ₁₆ "–72"	15"	15"	CROHOS	\$1445	\$1798

► **Specification Information, continued on next page**



For Canadian Pricing

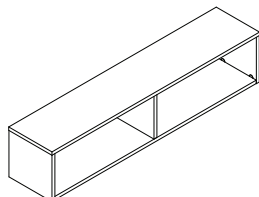
Multiply U.S. Price by the Canadian price factor.

► See page 1 for details.

► Specification Information, continued from previous page

Specification Information

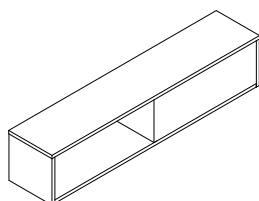
Dimensions				Style Number	U.S. Base Prices	
Modular Width	Parametric Width	D	H		LPL Case	HPL Case



Overhead—No Doors, Open, Personal, for Use with Answer Beam, Dual-Sided Application

Perpendicular applications only

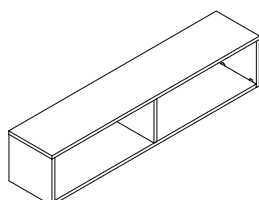
61 ¹ / ₂ "	N.A.	15"	15"	CROHOPABD	\$1113	\$1385
67 ¹ / ₂ "	N.A.	15"	15"	CROHOPABD	\$1189	\$1477
73 ¹ / ₂ "	N.A.	15"	15"	CROHOPABD	\$1223	\$1523



Overhead—No Doors, Open, Shared, for Use with Answer Beam, Dual-Sided Application

Perpendicular applications only

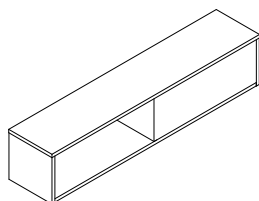
61 ¹ / ₂ "	N.A.	15"	15"	CROHOSABD	\$1346	\$1675
67 ¹ / ₂ "	N.A.	15"	15"	CROHOSABD	\$1418	\$1763
73 ¹ / ₂ "	N.A.	15"	15"	CROHOSABD	\$1461	\$1817



Overhead—No Doors, Open, Personal, for Use with Answer Beam, Single-Sided Application

Perpendicular applications only

63"	N.A.	15"	15"	CROHOPABS	\$1128	\$1402
69"	N.A.	15"	15"	CROHOPABS	\$1197	\$1492
75"	N.A.	15"	15"	CROHOPABS	\$1234	\$1536



Overhead—No Doors, Open, Shared, for Use with Answer Beam, Single-Sided Application

Perpendicular applications only

63"	N.A.	15"	15"	CROHOSABS	\$1358	\$1689
69"	N.A.	15"	15"	CROHOSABS	\$1433	\$1782
75"	N.A.	15"	15"	CROHOSABS	\$1475	\$1836

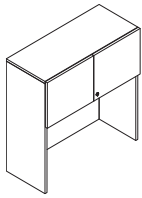


For Canadian Pricing

Multiply U.S. Price by the Canadian price factor.

► See page 1 for details.

Stacking Overheads



Tip: Stacking overheads with sliding doors do not lock.

Tip: Stacking overheads with three doors will have two doors hinged right. Overheads with four doors will have two doors hinged left, and two hinged right. Doors will always open from the center out.

Tip: Stacking overheads go on top of Two-High Currency storage or desks. Please specify the application height of the overall height desired with storage and stacking overhead combined.

Tip: Selecting the correct worksurface thickness and top surface materiality type (Low-Pressure Laminate or High-Pressure Laminate) of storage underneath ensures that the stacking overhead aligns with neighboring tall storage.

Tip: White markerboard (2977) headset finish available with sliding doors only.

Tip: 15"H refers to the height of the storage case.

For laminate price group 2 and higher pricing, please refer to the electronic catalog or SmartTools.

Tip: Stacking overheads must be specified parametrically if going above a lateral file/lateral file credenza.

▶ Page 108

Tip: The 1³/₈" worksurface thickness option will be culled October 18, 2026.

Standard Includes	Required to Specify
<ul style="list-style-type: none"> ▶ Need help? Product details, page 106 Stacking overhead: <ul style="list-style-type: none"> – Low-Pressure Laminate case with matching or contrasting Low-Pressure Laminate headset – Low-Pressure Laminate case with High-Pressure Laminate headset, if selected – High-Pressure Laminate case with matching or contrasting High-Pressure Laminate headset, if selected Lock plug on overheads with hinged doors only Attachment hardware 	<ol style="list-style-type: none"> Style number Size type (see below under Required Selections) Application height (see below under Required Selections) Width (see below under Required Selections) Door surface type (see below under Required Selections) Low-Pressure Laminate or High-Pressure Laminate color number for case Plastic color number for all edges on laminate case Low-Pressure Laminate or High-Pressure Laminate color number for headset Options, if selected (see below) <p>▶ See <i>Surface Materials</i>, page 344.</p>

Size Type	Required Selections	U.S. Price	Required to Specify
	<ul style="list-style-type: none"> Modular Parametric 	No cost No cost	Specify with <i>modular</i> . Specify with <i>parametric</i> .
Application Height	<ul style="list-style-type: none"> 66¹/₂"H 72"H 	Prices at right Prices at right	Specify 66 ¹ / ₂ " height. Specify 72" height.
Width	<ul style="list-style-type: none"> 36"W 42"W 48"W 54"W 60"W 66"W 72"W 	Prices at right Prices at right Prices at right Prices at right Prices at right Prices at right Prices at right	Specify 36" width. Specify 42" width. Specify 48" width. Specify 54" width. Specify 60" width. Specify 66" width. Specify 72" width.
Door Surface Type	<ul style="list-style-type: none"> Laminate Markerboard 	Prices at right Prices at right	Specify with <i>laminate</i> . Specify with <i>markerboard</i> .

Surface Materials	Options	U.S. Price	Required to Specify
	Case		
	<ul style="list-style-type: none"> Low-Pressure Laminate (LPL) price group 1 High-Pressure Laminate (HPL) price group 1 High-Pressure Laminate (HPL) price group 2 High-Pressure Laminate (HPL) price group 3 Open Line laminate 	No cost Prices at right See information at left See information at left +\$111 plus cost of laminate	Specify laminate color number. Specify laminate color number. Specify laminate color number. Specify laminate color number. ▶ See <i>Surface Material Reference Manual</i> .
	Headset		
	<ul style="list-style-type: none"> Low-Pressure Laminate (LPL) price group 1 High-Pressure Laminate (HPL) price group 1 High-Pressure Laminate (HPL) price group 2 High-Pressure Laminate (HPL) price group 3 Open Line laminate 	No cost Prices at right See information at left See information at left +\$111 plus cost of laminate	Specify laminate color number. Specify laminate color number. Specify laminate color number. Specify laminate color number. ▶ See <i>Surface Material Reference Manual</i> .
Worksurface Thickness	<ul style="list-style-type: none"> 1¹/₈" 1³/₈" ✖10/26 	No cost No cost	Specify with 1 ¹ / ₈ " thickness. Specify with 1 ³ / ₈ " thickness.

▶ Options, continued on next page

✖10/26 = Last order entry
October 18, 2026

► Options, continued from previous page

Options	U.S. Price	Required to Specify
Tackboard	• No tackboard • With tackboard	Price below Price below Specify with no tackboard. Specify with tackboard.
Valance	• No light valance • With light valance	Price at right Price at right Specify with no light valance. Specify with light valance.
Top Surface Type	• Low-Pressure Laminate (LPL) • High-Pressure Laminate (HPL)	No cost No cost Specify with Low-Pressure Laminate. Specify with High-Pressure Laminate.
Keys	• Key plug • Master key plug	No cost +\$39 per lock Specify with key plug. Specify with master key plug.

Tip: Due to nominal vs. actual dimensions when comparing modular-only Currency product (culled) and current modular-or-parametric Currency tall storage, we recommend not placing culled and current tall storage side-by-side. Culled tower, cabinet, stacking overhead, and stacking book-case styles include: **CRTW, CRTWD, CRTWSA, CRWD, CROHS, CRBKS.**

For fabric price groups 1-5 pricing, please refer to the electronic catalog or SmartTools.

With Tackboard Option Upcharges

Dimensions	Modular Width	Parametric Width	Modular Application Height	Parametric Application Height	Option (Add \$ to Base Price)
					Fabric Price Group A
36"	36"	36"	66 ¹ / ₂ "	66 ¹ / ₂ "	+\$440
42"	36 ¹ / ₁₆ "-42"	36 ¹ / ₁₆ "-42"	66 ¹ / ₂ "	66 ¹ / ₂ "	+\$465
48"	42 ¹ / ₁₆ "-48"	42 ¹ / ₁₆ "-48"	66 ¹ / ₂ "	66 ¹ / ₂ "	+\$485
54"	48 ¹ / ₁₆ "-54"	48 ¹ / ₁₆ "-54"	66 ¹ / ₂ "	66 ¹ / ₂ "	+\$521
60"	54 ¹ / ₁₆ "-60"	54 ¹ / ₁₆ "-60"	66 ¹ / ₂ "	66 ¹ / ₂ "	+\$554
66"	60 ¹ / ₁₆ "-66"	60 ¹ / ₁₆ "-66"	66 ¹ / ₂ "	66 ¹ / ₂ "	+\$600
72"	66 ¹ / ₁₆ "-72"	66 ¹ / ₁₆ "-72"	66 ¹ / ₂ "	66 ¹ / ₂ "	+\$667
36"	36"	36"	72"	66 ⁹ / ₁₆ "-72"	+\$483
42"	36 ¹ / ₁₆ "-42"	36 ¹ / ₁₆ "-42"	72"	66 ⁹ / ₁₆ "-72"	+\$511
48"	42 ¹ / ₁₆ "-48"	42 ¹ / ₁₆ "-48"	72"	66 ⁹ / ₁₆ "-72"	+\$535
54"	48 ¹ / ₁₆ "-54"	48 ¹ / ₁₆ "-54"	72"	66 ⁹ / ₁₆ "-72"	+\$573
60"	54 ¹ / ₁₆ "-60"	54 ¹ / ₁₆ "-60"	72"	66 ⁹ / ₁₆ "-72"	+\$607
66"	60 ¹ / ₁₆ "-66"	60 ¹ / ₁₆ "-66"	72"	66 ⁹ / ₁₆ "-72"	+\$660
72"	66 ¹ / ₁₆ "-72"	66 ¹ / ₁₆ "-72"	72"	66 ⁹ / ₁₆ "-72"	+\$735

With Valance Option Upcharges

Dimensions	Modular Width	Parametric Width	Options (Add \$ to Base Price)
			LPL HPL Price Group 1
36"	36"	36"	+\$137 +\$160
42"	36 ¹ / ₁₆ "-42"	36 ¹ / ₁₆ "-42"	+\$153 +\$178
48"	42 ¹ / ₁₆ "-48"	42 ¹ / ₁₆ "-48"	+\$168 +\$197
54"	48 ¹ / ₁₆ "-54"	48 ¹ / ₁₆ "-54"	+\$179 +\$210
60"	54 ¹ / ₁₆ "-60"	54 ¹ / ₁₆ "-60"	+\$198 +\$231
66"	60 ¹ / ₁₆ "-66"	60 ¹ / ₁₆ "-66"	+\$213 +\$249
72"	66 ¹ / ₁₆ "-72"	66 ¹ / ₁₆ "-72"	+\$228 +\$266



For Canadian Pricing
Multiply U.S. Price by the Canadian price factor.

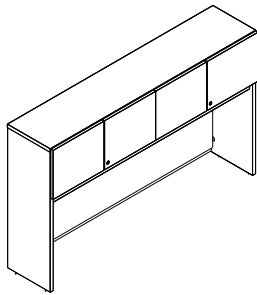
► See page 1 for details.

► Specification Information, on next page

► Options, on previous page

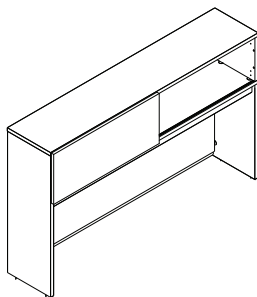
Specification Information

Dimensions	Modular Width	Parametric Width	Depth	Modular App Height	Parametric App Height	Style Number	U.S. Base Prices			Option (Add \$ to Base Price) Marker-Board Door
							LPL Case		HPL Case	
							LPL Headset	HPL Headset	HPL Headset	



Stacking Overhead—Hinged Doors

36"	36"	16"	66 1/2"	66 1/2"	CROHSHD	\$1170	\$1261	\$1456	N.A.
42"	36 1/16"-42"	16"	66 1/2"	66 1/2"	CROHSHD	\$1300	\$1401	\$1616	N.A.
48"	42 1/16"-48"	16"	66 1/2"	66 1/2"	CROHSHD	\$1433	\$1546	\$1784	N.A.
54"	48 1/16"-54"	16"	66 1/2"	66 1/2"	CROHSHD	\$1533	\$1653	\$1907	N.A.
60"	54 1/16"-60"	16"	66 1/2"	66 1/2"	CROHSHD	\$1685	\$1817	\$2097	N.A.
66"	60 1/16"-66"	16"	66 1/2"	66 1/2"	CROHSHD	\$1817	\$1959	\$2261	N.A.
72"	66 1/16"-72"	16"	66 1/2"	66 1/2"	CROHSHD	\$1944	\$2096	\$2421	N.A.
36"	36"	16"	72"	66 7/16"-72"	CROHSHD	\$1170	\$1261	\$1456	N.A.
42"	36 1/16"-42"	16"	72"	66 7/16"-72"	CROHSHD	\$1300	\$1401	\$1616	N.A.
48"	42 1/16"-48"	16"	72"	66 7/16"-72"	CROHSHD	\$1433	\$1546	\$1784	N.A.
54"	48 1/16"-54"	16"	72"	66 7/16"-72"	CROHSHD	\$1533	\$1653	\$1907	N.A.
60"	54 1/16"-60"	16"	72"	66 7/16"-72"	CROHSHD	\$1685	\$1817	\$2097	N.A.
66"	60 1/16"-66"	16"	72"	66 7/16"-72"	CROHSHD	\$1817	\$1959	\$2261	N.A.
72"	66 1/16"-72"	16"	72"	66 7/16"-72"	CROHSHD	\$1944	\$2096	\$2421	N.A.



Stacking Overhead—Sliding Doors

36"	36"	16"	66 1/2"	66 1/2"	CROHSSD	\$1068	\$1151	\$1328	+\$191
42"	36 1/16"-42"	16"	66 1/2"	66 1/2"	CROHSSD	\$1196	\$1288	\$1486	+\$214
48"	42 1/16"-48"	16"	66 1/2"	66 1/2"	CROHSSD	\$1328	\$1432	\$1652	+\$228
54"	48 1/16"-54"	16"	66 1/2"	66 1/2"	CROHSSD	\$1433	\$1546	\$1784	+\$263
60"	54 1/16"-60"	16"	66 1/2"	66 1/2"	CROHSSD	\$1581	\$1703	\$1966	+\$306
66"	60 1/16"-66"	16"	66 1/2"	66 1/2"	CROHSSD	\$1713	\$1847	\$2132	+\$351
72"	66 1/16"-72"	16"	66 1/2"	66 1/2"	CROHSSD	\$1842	\$1987	\$2292	+\$399
36"	36"	16"	72"	66 7/16"-72"	CROHSSD	\$1068	\$1151	\$1328	+\$191
42"	36 1/16"-42"	16"	72"	66 7/16"-72"	CROHSSD	\$1196	\$1288	\$1486	+\$214
48"	42 1/16"-48"	16"	72"	66 7/16"-72"	CROHSSD	\$1328	\$1432	\$1652	+\$228
54"	48 1/16"-54"	16"	72"	66 7/16"-72"	CROHSSD	\$1433	\$1546	\$1784	+\$263
60"	54 1/16"-60"	16"	72"	66 7/16"-72"	CROHSSD	\$1581	\$1703	\$1966	+\$306
66"	60 1/16"-66"	16"	72"	66 7/16"-72"	CROHSSD	\$1713	\$1847	\$2132	+\$351
72"	66 1/16"-72"	16"	72"	66 7/16"-72"	CROHSSD	\$1842	\$1987	\$2292	+\$399

► Specification Information, continued on next page

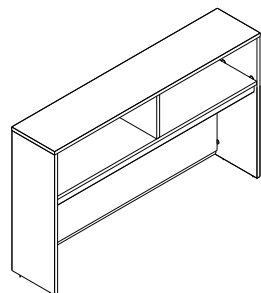


For Canadian Pricing
 Multiply U.S. Price by the Canadian price factor.
 ► See page 1 for details.

► Specification Information, continued from previous page

Specification Information

Dimensions				Style Number	U.S. Base Prices	
Modular Width	Parametric Width	D	H		LPL Case	HPL Case



Stacking Overhead—No Doors, Open

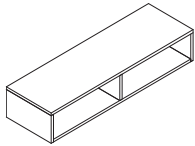
36"	36"	15"	66½"	CROHSO	\$ 665	\$ 830
42"	36¼"–42"	15"	66½"	CROHSO	\$ 797	\$ 992
48"	42¼"–48"	15"	66½"	CROHSO	\$ 922	\$1146
54"	48¼"–54"	15"	66½"	CROHSO	\$1073	\$1335
60"	54¼"–60"	15"	66½"	CROHSO	\$1179	\$1466
66"	60¼"–66"	15"	66½"	CROHSO	\$1312	\$1632
72"	66¼"–72"	15"	66½"	CROHSO	\$1436	\$1786
36"	36"	15"	72"	CROHSO	\$ 665	\$ 830
42"	36¼"–42"	15"	72"	CROHSO	\$ 797	\$ 992
48"	42¼"–48"	15"	72"	CROHSO	\$ 922	\$1146
54"	48¼"–54"	15"	72"	CROHSO	\$1073	\$1335
60"	54¼"–60"	15"	72"	CROHSO	\$1179	\$1466
66"	60¼"–66"	15"	72"	CROHSO	\$1312	\$1632
72"	66¼"–72"	15"	72"	CROHSO	\$1436	\$1786

**For Canadian Pricing**

Multiply U.S. Price by the
Canadian price factor.

► See page 1 for details.

Organizers



Standard Includes	Required to Specify
<ul style="list-style-type: none"> ▶ Need help? Product details, page 106 • Organizer: <ul style="list-style-type: none"> – Low-Pressure Laminate case, price group 1 	<ol style="list-style-type: none"> 1 Style number 2 Size type (see below under Required Selections) 4 Width (see below under Required Selections) 5 Low-Pressure Laminate color number for case 6 Plastic color number for all edges on laminate case 7 Options, if selected (see below) <p>▶ See <i>Surface Materials</i>, page 344.</p>

Size Type	Required Selections	U.S. Price	Required to Specify
	<ul style="list-style-type: none"> • Modular • Parametric 	<p>No cost</p> <p>No cost</p>	<p>Specify <i>with modular</i>.</p> <p>Specify <i>with parametric</i>.</p>
Width	<ul style="list-style-type: none"> • 36"W • 42"W • 48"W • 54"W • 60"W • 61 1/2"W • 63"W • 66"W • 67 1/2"W • 69"W • 72"W • 73 1/2"W • 75"W 	<p>Prices at right</p> <p>Prices at right</p> <p>Prices at right</p> <p>Prices at right</p> <p>Prices at right</p> <p>Prices at right</p> <p>Prices at right</p> <p>Prices at right</p> <p>Prices at right</p> <p>Prices at right</p> <p>Prices at right</p> <p>Prices at right</p> <p>Prices at right</p> <p>Prices at right</p>	<p>Specify 36" width.</p> <p>Specify 42" width.</p> <p>Specify 48" width.</p> <p>Specify 54" width.</p> <p>Specify 60" width.</p> <p>Specify 61 1/2" width.</p> <p>Specify 63" width.</p> <p>Specify 66" width.</p> <p>Specify 67 1/2" width.</p> <p>Specify 69" width.</p> <p>Specify 72" width.</p> <p>Specify 73 1/2" width.</p> <p>Specify 75" width.</p>

Surface Materials	Options	U.S. Price	Required to Specify
	<p>Case</p> <ul style="list-style-type: none"> • Low-Pressure Laminate (LPL) price group 1 • High-Pressure Laminate (HPL) price group 1 • High-Pressure Laminate (HPL) price group 2 • High-Pressure Laminate (HPL) price group 3 • Open Line laminate 	<p>No cost</p> <p>Prices at right</p> <p>See information at left</p> <p>See information at left</p> <p>+\$111 plus cost of laminate</p>	<p>Specify laminate color number.</p> <p>Specify laminate color number.</p> <p>Specify laminate color number.</p> <p>Specify laminate color number.</p> <p>▶ See <i>Surface Material Reference Manual</i>.</p>
Attachment Brackets	<ul style="list-style-type: none"> • Answer beam • Suspended between towers • Top cap mount on Answer • Wall mount brackets <ul style="list-style-type: none"> – 36"W–66"W – 72"W • Answer panel • Answer duo support column 	<p>No cost</p> <p>No cost</p> <p>No cost</p> <p>+\$152</p> <p>+\$206</p> <p>+\$ 51</p> <p>+\$423</p>	<p>Specify <i>with Answer beam</i>.</p> <p>Specify <i>with suspended between towers</i>.</p> <p>Specify <i>with top cap mount on Answer</i>.</p> <p>Specify <i>with wall mount brackets 36"W–66"W</i>.</p> <p>Specify <i>with 72"W wall mount brackets</i>.</p> <p>Specify <i>with Answer panel</i>.</p> <p>Specify <i>with Answer duo support column</i>.</p>

For laminate price group 2 and higher pricing, please refer to the electronic catalog or SmartTools.

Tip: For appropriate use of Answer Beam, mid-storage, and stanchion supports, see Answer Beam and Answer Fence Specification Guide.

Tip: Not all attachment brackets are included within the style number.
▶ Page 111

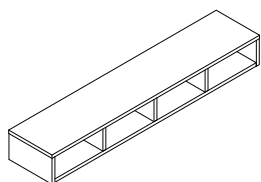
Tip: Wall-mounted organizers are available in modular dimension only.



For Canadian Pricing
Multiply U.S. Price by the Canadian price factor.
▶ See page 1 for details.

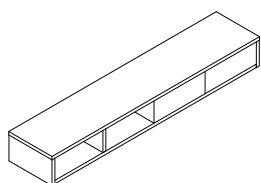
Specification Information

Dimensions				Style Number	U.S. Base Prices	
Modular Width	Parametric Width	D	H		LPL Case	HPL Case



Organizer—Personal

36"	36"	15"	8 ²⁷ / ₃₂ "	CROP	\$ 955	\$1188
42"	36 ¹ / ₁₆ "–42"	15"	8 ²⁷ / ₃₂ "	CROP	\$1043	\$1297
48"	42 ¹ / ₁₆ "–48"	15"	8 ²⁷ / ₃₂ "	CROP	\$1056	\$1313
54"	48 ¹ / ₁₆ "–54"	15"	8 ²⁷ / ₃₂ "	CROP	\$1068	\$1328
60"	54 ¹ / ₁₆ "–60"	15"	8 ²⁷ / ₃₂ "	CROP	\$1087	\$1353
N.A.	60 ¹ / ₁₆ "–61 ¹ / ₂ "	15"	8 ²⁷ / ₃₂ "	CROP	\$1113	\$1385
N.A.	61 ⁹ / ₁₆ "–63"	15"	8 ²⁷ / ₃₂ "	CROP	\$1128	\$1402
66"	63 ¹ / ₁₆ "–66"	15"	8 ²⁷ / ₃₂ "	CROP	\$1136	\$1413
N.A.	66 ¹ / ₁₆ "–67 ¹ / ₂ "	15"	8 ²⁷ / ₃₂ "	CROP	\$1173	\$1459
N.A.	67 ⁹ / ₁₆ "–69"	15"	8 ²⁷ / ₃₂ "	CROP	\$1189	\$1477
72"	69 ¹ / ₁₆ "–72"	15"	8 ²⁷ / ₃₂ "	CROP	\$1197	\$1492



Organizer—Shared

36"	36"	15"	8 ²⁷ / ₃₂ "	CROS	\$ 993	\$1235
42"	36 ¹ / ₁₆ "–42"	15"	8 ²⁷ / ₃₂ "	CROS	\$1079	\$1342
48"	42 ¹ / ₁₆ "–48"	15"	8 ²⁷ / ₃₂ "	CROS	\$1091	\$1357
54"	48 ¹ / ₁₆ "–54"	15"	8 ²⁷ / ₃₂ "	CROS	\$1105	\$1374
60"	54 ¹ / ₁₆ "–60"	15"	8 ²⁷ / ₃₂ "	CROS	\$1125	\$1399
N.A.	60 ¹ / ₁₆ "–61 ¹ / ₂ "	15"	8 ²⁷ / ₃₂ "	CROS	\$1152	\$1432
N.A.	61 ⁹ / ₁₆ "–63"	15"	8 ²⁷ / ₃₂ "	CROS	\$1164	\$1448
66"	63 ¹ / ₁₆ "–66"	15"	8 ²⁷ / ₃₂ "	CROS	\$1172	\$1458
N.A.	66 ¹ / ₁₆ "–67 ¹ / ₂ "	15"	8 ²⁷ / ₃₂ "	CROS	\$1213	\$1511
N.A.	67 ⁹ / ₁₆ "–69"	15"	8 ²⁷ / ₃₂ "	CROS	\$1223	\$1523
72"	69 ¹ / ₁₆ "–72"	15"	8 ²⁷ / ₃₂ "	CROS	\$1234	\$1536

► Specification Information, continued on next page



For Canadian Pricing

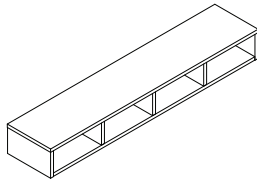
Multiply U.S. Price by the Canadian price factor.

► See page 1 for details.

► **Specification Information, continued from previous page**

Specification Information

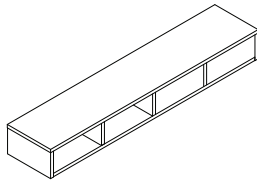
Dimensions				Style Number	U.S. Base Prices	
Modular Width	Parametric Width	D	H		LPL Case	HPL Case



Organizer—Personal, for Use with Answer Beam, Dual-Sided Application

Perpendicular Applications only

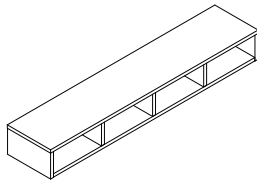
61½"	N.A.	15"	8 ²⁷ / ₃₂ "	CRORPABD	\$1113	\$1385
67½"	N.A.	15"	8 ²⁷ / ₃₂ "	CRORPABD	\$1173	\$1459
73½"	N.A.	15"	8 ²⁷ / ₃₂ "	CRORPABD	\$1208	\$1506



Organizer—Shared, for Use with Answer Beam, Dual-Sided Application

Perpendicular Applications only

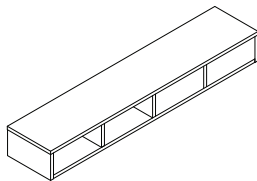
61½"	N.A.	15"	8 ²⁷ / ₃₂ "	CRORSABD	\$1152	\$1432
67½"	N.A.	15"	8 ²⁷ / ₃₂ "	CRORSABD	\$1213	\$1511
73½"	N.A.	15"	8 ²⁷ / ₃₂ "	CRORSABD	\$1247	\$1551



Organizer—Personal, for Use with Answer Beam, Single-Sided Application

Perpendicular Applications only

63"	N.A.	15"	8 ²⁷ / ₃₂ "	CRORPABS	\$1128	\$1402
69"	N.A.	15"	8 ²⁷ / ₃₂ "	CRORPABS	\$1189	\$1477
75"	N.A.	15"	8 ²⁷ / ₃₂ "	CRORPABS	\$1222	\$1522



Organizer—Shared, for Use with Answer Beam, Single-Sided Application

Perpendicular Applications only

63"	N.A.	15"	8 ²⁷ / ₃₂ "	CRORSABS	\$1164	\$1448
69"	N.A.	15"	8 ²⁷ / ₃₂ "	CRORSABS	\$1223	\$1523
75"	N.A.	15"	8 ²⁷ / ₃₂ "	CRORSABS	\$1259	\$1566



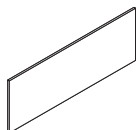
For Canadian Pricing

Multiply U.S. Price by the Canadian price factor.

► See page 1 for details.

Specification Information

• Dimensions H Parametric	• Style Number	Parametric Width	• U.S. Base Prices							
			24"- 29 ¹⁵ / ₁₆ "	30"- 35 ¹⁵ / ₁₆ "	36"- 41 ¹⁵ / ₁₆ "	42"- 47 ¹⁵ / ₁₆ "	48"- 53 ¹⁵ / ₁₆ "	54"- 59 ¹⁵ / ₁₆ "	60"- 65 ¹⁵ / ₁₆ "	66"- 71 ¹⁵ / ₁₆ "



Parametric Tackboards

Dimensions H	Style Number	Parametric Width	24"- 29 ¹⁵ / ₁₆ "	30"- 35 ¹⁵ / ₁₆ "	36"- 41 ¹⁵ / ₁₆ "	42"- 47 ¹⁵ / ₁₆ "	48"- 53 ¹⁵ / ₁₆ "	54"- 59 ¹⁵ / ₁₆ "	60"- 65 ¹⁵ / ₁₆ "	66"- 71 ¹⁵ / ₁₆ "	72"- 77 ¹⁵ / ₁₆ "
9 ¹ / ₂ "-15 ⁷ / ₁₆ "	CRTBWM		\$346	\$368	\$387	\$408	\$428	\$458	\$485	\$515	\$545
15 ¹ / ₂ "-21 ⁷ / ₁₆ "	CRTBWM		\$384	\$407	\$429	\$455	\$474	\$509	\$541	\$573	\$608
21 ¹ / ₂ "-27 ⁷ / ₁₆ "	CRTBWM		\$423	\$448	\$472	\$499	\$522	\$559	\$593	\$629	\$666
27 ¹ / ₂ "-33 ⁷ / ₁₆ "	CRTBWM		\$465	\$494	\$520	\$550	\$576	\$614	\$652	\$691	\$733
33 ¹ / ₂ "-39 ⁷ / ₁₆ "	CRTBWM		\$469	\$500	\$525	\$555	\$581	\$620	\$658	\$698	\$740
39 ¹ / ₂ "-45 ⁷ / ₁₆ "	CRTBWM		\$474	\$504	\$531	\$560	\$589	\$626	\$665	\$705	\$747
45 ¹ / ₂ "-47 ⁷ / ₁₆ "	CRTBWM		\$479	\$510	\$536	\$565	\$594	\$633	\$672	\$712	\$754
47 ¹ / ₂ "	CRTBWM		\$483	\$515	\$542	\$572	\$600	\$639	\$678	\$720	\$763

Specification Information

• Dimensions H Parametric	• Style Number	Parametric Width	• U.S. Base Prices					
			78"- 83 ¹⁵ / ₁₆ "	84"- 89 ¹⁵ / ₁₆ "	90"- 95 ¹⁵ / ₁₆ "	96"- 101 ¹⁵ / ₁₆ "	102"- 107 ¹⁵ / ₁₆ "	108"- 113 ¹⁵ / ₁₆ "

Parametric Tackboards, continued

Dimensions H	Style Number	Parametric Width	78"- 83 ¹⁵ / ₁₆ "	84"- 89 ¹⁵ / ₁₆ "	90"- 95 ¹⁵ / ₁₆ "	96"- 101 ¹⁵ / ₁₆ "	102"- 107 ¹⁵ / ₁₆ "	108"- 113 ¹⁵ / ₁₆ "	114"
9 ¹ / ₂ "-15 ⁷ / ₁₆ "	CRTBWM		\$578	\$584	\$591	\$596	\$601	\$608	\$614
15 ¹ / ₂ "-21 ⁷ / ₁₆ "	CRTBWM		\$645	\$649	\$655	\$661	\$668	\$675	\$682
21 ¹ / ₂ "-27 ⁷ / ₁₆ "	CRTBWM		\$706	\$712	\$721	\$728	\$734	\$742	\$749
27 ¹ / ₂ "-33 ⁷ / ₁₆ "	CRTBWM		\$776	\$784	\$792	\$801	\$808	\$817	\$824
33 ¹ / ₂ "-39 ⁷ / ₁₆ "	CRTBWM		\$784	\$792	\$801	\$808	\$817	\$824	\$832
39 ¹ / ₂ "-45 ⁷ / ₁₆ "	CRTBWM		\$792	\$801	\$808	\$817	\$824	\$832	\$841
45 ¹ / ₂ "-47 ⁷ / ₁₆ "	CRTBWM		\$801	\$808	\$817	\$824	\$832	\$841	\$850
47 ¹ / ₂ "	CRTBWM		\$808	\$817	\$824	\$832	\$841	\$850	\$858



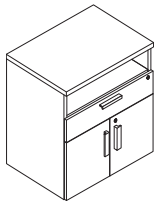
For Canadian Pricing

Multiply U.S. Price by the Canadian price factor.

► See page 1 for details.

Conference Room Furniture

Service Cart



► Need help?
Product details,
page 76

Standard Includes

- Service cart:
 - Low-Pressure Laminate case with matching or contrasting Low-Pressure Laminate headset
 - Low-Pressure Laminate case with matching or contrasting High-Pressure Laminate top, if selected
 - High-Pressure Laminate case with matching or contrasting High-Pressure Laminate headset, if selected
- Bore and dowel drawer construction: black
- Adjustable shelf: laminate to match case
- Lock plug
- Casters: black plastic, if selected
- Shipped fully assembled

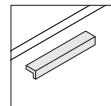
Required to Specify

- 1 Style number
 - 2 Width (see below under Required Selections)
 - 3 Low-Pressure Laminate or High-Pressure Laminate color number for case
 - 4 Plastic color number for all edges on laminate case
 - 5 Low-Pressure Laminate or High-Pressure Laminate color number for headset
 - 6 Low-Pressure Laminate or High-Pressure Laminate color number for top
 - 7 Pulls (see below under Required Selections)
 - 8 Options, if selected (see below)
- See *Surface Materials*, page 344.

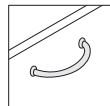
Tip: Nominal dimensions shown in specifying. Please refer to understanding pages for actual dimensions.

	Required Selections	U.S. Price	Required to Specify
Width	<ul style="list-style-type: none"> • 30"W • 36"W 	No cost No cost	Specify 30" width. Specify 36" width.

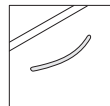
Pull Shape



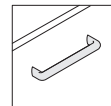
Ledge



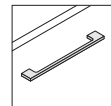
Handle



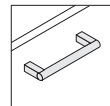
Contemporary



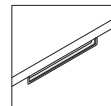
Jazz



Nile



Bar



Inset

For laminate price group 2 and higher pricing, please refer to the electronic catalog or SmartTools.

	Options	U.S. Price	Required to Specify
Surface Materials	Case <ul style="list-style-type: none"> • Low-Pressure Laminate (LPL) price group 1 • High-Pressure Laminate (HPL) price group 1 • High-Pressure Laminate (HPL) price group 2 • High-Pressure Laminate (HPL) price group 3 • Open Line laminate 	No cost Prices at right See information at left See information at left +\$111 plus cost of laminate	Specify laminate color number. Specify laminate color number. Specify laminate color number. Specify laminate color number. ► See <i>Surface Material Reference Manual</i> .

Headset

- Low-Pressure Laminate (LPL) price group 1
- High-Pressure Laminate (HPL) price group 1
- High-Pressure Laminate (HPL) price group 2
- High-Pressure Laminate (HPL) price group 3
- Open Line laminate

No cost
Prices at right
See information at left
See information at left
+\$111 plus cost of laminate

Specify laminate color number.
Specify laminate color number.
Specify laminate color number.
Specify laminate color number.
► See *Surface Material Reference Manual*.

► Options, continued on next page



For Canadian Pricing

Multiply U.S. Price by the Canadian price factor.

► See page 1 for details.

► Options, continued from previous page

	Options	U.S. Price	Required to Specify
Surface Materials, continued	Top		
	• Low-Pressure Laminate (LPL) price group 1	No cost	Specify laminate color number.
	• High-Pressure Laminate (HPL) price group 1	Prices below	Specify laminate color number.
	• High-Pressure Laminate (HPL) price group 2	See information at left	Specify laminate color number.
	• High-Pressure Laminate (HPL) price group 3	See information at left	Specify laminate color number.
	• Open Line laminate	+\$111 plus cost of laminate	► See <i>Surface Material Reference Manual</i> .
Worksurface Thickness	• 1 1/8"	No cost	Specify with 1 1/8" thickness.
	• 1 3/8" ‡10/26	+\$173	Specify with 1 3/8" thickness.
Pull	• Ledge	No cost	Specify with ledge pull.
	• Handle	No cost	Specify with handle pull.
	• Contemporary	No cost	Specify with contemporary pull.
	• Jazz	+\$ 28 per pull	Specify with jazz pull.
	• Nile	+\$ 39 per pull	Specify with nile pull.
	• Bar	+\$ 41 per pull	Specify with bar pull.
	• Inset	+\$ 43 per pull	Specify with inset pull.
Caster	• No caster	No cost	Specify without caster.
	• With caster	+\$ 56	Specify with caster.
Keys	• Key plug	No cost	Specify with key plug.
	• Master key plug	+\$ 39	Specify with master key plug.
Lock	• Ember chrome	No cost	Specify with ember chrome.
	• Polished chrome	No cost	Specify with polished chrome.

For laminate price group 2 and higher pricing, please refer to the electronic catalog or SmartTools.

Tip: The 1 3/8" worksurface thickness option will be culled October 18, 2026.

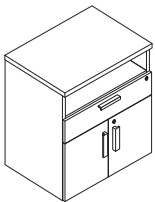
Tip: Height of the service cart will increase when casters are optioned on, making the overall height 35 1/4".

Specification Information

Dimensions			Style Number	U.S. Base Prices			Option (Add \$ to Base Price)
D	W	H		LPL Case	HPL Case	Option	
				LPL Headset	HPL Headset	HPL Headset	Top Surface HPL

Service Carts

22"	30"	34 3/4"	CRSC	\$1298	\$1361	\$1553	+\$63
22"	36"	34 3/4"	CRSC	\$1491	\$1565	\$1785	+\$74

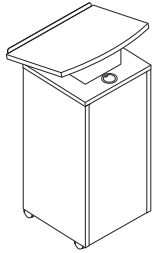


For Canadian Pricing
Multiply U.S. Price by the Canadian price factor.
► See page 1 for details.

‡10/26 = Last order entry
October 18, 2026

Conference Room Furniture

Lectern



Standard Includes		Required to Specify
<ul style="list-style-type: none"> ▶ Need help? Product details, page 76 	<ul style="list-style-type: none"> Lectern: <ul style="list-style-type: none"> – Low-Pressure Laminate case with matching or contrasting Low-Pressure Laminate top – Low-Pressure Laminate case with matching or contrasting High-Pressure Laminate top, if selected – High-Pressure Laminate case with matching or contrasting Low-Pressure Laminate top, if selected – High-Pressure Laminate case with matching or contrasting High-Pressure Laminate top, if selected Fixed shelf: laminate to match case Support: paint Casters: black plastic Grommet: 2" diameter Ships ready to assemble 	<ol style="list-style-type: none"> Style number Low-Pressure Laminate or High-Pressure Laminate color number for case Plastic color number for all edges on laminate case Low-Pressure Laminate or High-Pressure Laminate color number for top Options, if selected (see below) <ul style="list-style-type: none"> ▶ See <i>Surface Materials</i>, page 344.

For laminate price group 2 and higher pricing, please refer to the electronic catalog or SmartTools.

Options	U.S. Price	Required to Specify
Case		
• Low-Pressure Laminate (LPL) price group 1	No cost	Specify laminate color number.
• High-Pressure Laminate (HPL) price group 1	Prices below	Specify laminate color number.
• High-Pressure Laminate (HPL) price group 2	See information at left	Specify laminate color number.
• High-Pressure Laminate (HPL) price group 3	See information at left	Specify laminate color number.
• Open Line laminate	+\$111 plus cost of laminate	▶ See <i>Surface Material Reference Manual</i> .
Top Surface		
• Low-Pressure Laminate (LPL) price group 1	No cost	Specify laminate color number.
• High-Pressure Laminate (HPL) price group 1	Prices below	Specify laminate color number.
• High-Pressure Laminate (HPL) price group 2	See information at left	Specify laminate color number.
• High-Pressure Laminate (HPL) price group 3	See information at left	Specify laminate color number.
• Open Line laminate	+\$111 plus cost of laminate	▶ See <i>Surface Material Reference Manual</i> .

Specification Information

Dimensions			Style Number	U.S. Base Prices			
D	W	H		LPL Case		HPL Case	
				LPL Top	HPL Top	LPL Top	HPL Top
187/8"	24"	447/8"	CRLCTR	\$1445	\$1560	\$1689	\$1804

Lectern



For Canadian Pricing
 Multiply U.S. Price by the Canadian price factor.
 ▶ See page 1 for details.

Attachment Kit, Cabinet to Cabinet Application

Tip: Ganging hardware is used to provide rigidity between cabinets mounted side by side in a panel or wallmounted application

Standard Includes	Required to Specify
<ul style="list-style-type: none"> Attachment kit, four bolts and nuts per kit, if selected: bronze only 	Style number

Specification Information

Style Number	Quantity	U.S. Price
AWAK	1	\$49

Hinged Door Power Unit



Standard Includes	Required to Specify
<ul style="list-style-type: none"> Hinged door power unit: <ul style="list-style-type: none"> Two electrical outlets Two open ports for data adapters 6 ft. power cord Power unit: 8043 Clear Anodized Aluminum Outlet: black plastic Power cord: black plastic Ships ready to assemble 	Style number

Specification Information

Dimensions			Style Number	U.S. Price
D	W	H		
5 ⁵ / ₁₆ "	8 ⁵ / ₁₆ "	2"	AWVHD	\$572

2 1/2" Round Grommet



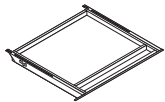
Standard Includes	Required to Specify
<ul style="list-style-type: none"> Grommet: paint or metal Installation instructions 	1 Style number 2 Paint or metal color number ▶ See <i>Surface Materials</i> , page 344.

Specification Information

Dimensions		Style Number	U.S. Price
D	W		
2 1/2"	2 1/2"	AWAG2	\$110

For Canadian Pricing
 Multiply U.S. Price by the Canadian price factor.
 ▶ See page 1 for details.

Wood Center Drawer



Tip: Dimensions given are outside dimensions.

Standard Includes	Required to Specify
<ul style="list-style-type: none"> • Non-locking center drawer: composite veneer group 1 or wood group 1 • Mounting frame: black paint only 	<ol style="list-style-type: none"> 1 Style number 2 Composite veneer or wood color number for drawer 3 Options, if selected (see below) <p>▶ See <i>Surface Materials</i>, page 344.</p>


Options	U.S. Price	Required to Specify
Drawer Finish <ul style="list-style-type: none"> • Composite veneer group 1 • Composite veneer group 2 • Wood group 2 • Wood group 3 • Customiz stain 	Price below +\$ 30 +\$ 33 +\$122 No cost	Specify composite veneer color number. Specify composite veneer color number. Specify wood color number. Specify wood color number. Specify <i>with Customiz stain</i> . ▶ See <i>Surface Material Reference Manual</i> .

Specification Information				
Dimensions			Style	U.S. Base
D	W	H	Number	Price
19½"	21"	2¼"	AWAC23212	\$525



For Canadian Pricing
 Multiply U.S. Price by the Canadian price factor.
 ▶ See page 1 for details.

Single-Door Towers



▶ Need help?
Product details,
page 100

Standard Includes

- 15.906"W single-door tower:
 - Low-Pressure Laminate case with matching or contrasting Low-Pressure Laminate headset
 - Low-Pressure Laminate case with High-Pressure Laminate headset, if selected
 - High-Pressure Laminate case with matching or contrasting High-Pressure Laminate headset, if selected
- 3/4" thick top: laminate to match case
- Lock plug
- Two counterweights
- 1 1/4" leveling glides
- Shipped fully assembled
- Bore and dowel drawer construction: black
- Shelf(s) in tower side depending on height

Required to Specify

- 1 Style number
 - 2 Size type (see below under Required Selections)
 - 3 Depth (see below under Required Selections)
 - 4 Height (see below under Required Selections)
 - 5 Low-Pressure Laminate or High-Pressure Laminate color number for case
 - 6 Plastic color number for all edges on laminate case
 - 7 Low-Pressure Laminate or High-Pressure Laminate color number for headset
 - 8 Pulls (see below under Required Selections)
 - 9 Options, if selected (see below)
- ▶ See *Surface Materials*, page 344.

Tip: Shelf count (tower side) depends on height of unit.

▶ Tower and Cabinet Interior Configurations, page 10, for more information.

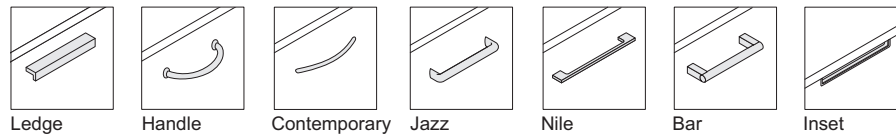
Tip: Due to nominal vs. actual dimensions when comparing modular-only Currency product (culled) and current modular-or-parametric Currency tall storage, we recommend not placing culled and current tall storage side-by-side. Culled tower, cabinet, stacking overhead, and stacking bookcase styles include: **CRTW, CRTWD, CRTWSA, CRWD, CROHS, CRBKS.**

For laminate price group 2 and higher pricing, please refer to the electronic catalog or SmartTools.

 **For Canadian Pricing**
Multiply U.S. Price by the Canadian price factor.
▶ See page 1 for details.

	Required Selections	U.S. Price	Required to Specify
Size Type	<ul style="list-style-type: none"> • Modular • Parametric 	Prices at right Prices at right	Specify <i>with modular</i> . Specify <i>with parametric</i> .
Depth	<ul style="list-style-type: none"> • 18 7/8"D • 24"D 	Prices at right Prices at right	Specify 18 7/8" depth. Specify 24" depth.
Height	<ul style="list-style-type: none"> • 41 3/4"H • 47 15/16"H • 54 1/8"H • 66 1/2"H • 72"H • 78"H • 84"H 	Prices at right Prices at right Prices at right Prices at right Prices at right Prices at right Prices at right	Specify 41 3/4" height. Specify 47 15/16" height. Specify 54 1/8" height. Specify 66 1/2" height. Specify 72" height. Specify 78" height. Specify 84" height.

Pull Shape



	Options	U.S. Price	Required to Specify
Surface Materials	Case <ul style="list-style-type: none"> • Low-Pressure Laminate (LPL) price group 1 • High-Pressure Laminate (HPL) price group 1 • High-Pressure Laminate (HPL) price group 2 • High-Pressure Laminate (HPL) price group 3 • Open Line laminate 	No cost Prices at right See information at left See information at left +\$111 plus cost of laminate	Specify laminate color number. Specify laminate color number. Specify laminate color number. Specify laminate color number. ▶ See <i>Surface Material Reference Manual</i> .
	Headset <ul style="list-style-type: none"> • Low-Pressure Laminate (LPL) price group 1 • High-Pressure Laminate (HPL) price group 1 • High-Pressure Laminate (HPL) price group 2 • High-Pressure Laminate (HPL) price group 3 • Open Line laminate 	No cost Prices below and at right See information at left See information at left +\$111 plus cost of laminate	Specify laminate color number. Specify laminate color number. Specify laminate color number. Specify laminate color number. ▶ See <i>Surface Material Reference Manual</i> .

▶ Options, continued on next page

► Options, continued from previous page

Options	U.S. Price	Required to Specify
Pull		
• Ledge	No cost	Specify with ledge pull.
• Handle	No cost	Specify with handle pull.
• Contemporary	No cost	Specify with contemporary pull.
• Jazz	+\$28 per pull	Specify with jazz pull.
• Nile	+\$39 per pull	Specify with nile pull.
• Bar	+\$41 per pull	Specify with bar pull.
• Inset	+\$43 per pull	Specify with inset pull.
Keys		
• Key plug	No cost	Specify with key plug.
• Master key plug	+\$39 per lock	Specify with master key plug.

Specification Information

Modular Height	Parametric Height	Modular Width	Style Number	Modular Depth Parametric Depth	U.S. Base Prices	
					18 ⁷ / ₈ "	24"
·	·	·	·	·	N.A.	18 ¹⁵ / ₁₆ "–24"
·	·	·	·	·	·	·

Single Door Tower—One Box Drawer, One File Drawer

Hinged Left, Low-Pressure Laminate Case with Headset

41 ³ / ₄ "	N.A.	15.906"	CRTWBFL	\$2038	\$2075
47 ¹⁵ / ₁₆ "	41 ¹³ / ₁₆ "–47 ¹⁵ / ₁₆ "	15.906"	CRTWBFL	\$2131	\$2170
54 ¹ / ₈ "	48"–54 ¹ / ₈ "	15.906"	CRTWBFL	\$2233	\$2274
66 ¹ / ₂ "	54 ³ / ₁₆ "–66 ¹ / ₂ "	15.906"	CRTWBFL	\$2340	\$2383
72"	66 ⁹ / ₁₆ "–72"	15.906"	CRTWBFL	\$2446	\$2492
78"	72 ¹ / ₁₆ "–78"	15.906"	CRTWBFL	\$2557	\$2606
84"	78 ¹ / ₁₆ "–84"	15.906"	CRTWBFL	\$2675	\$2725


Hinged Left, Low-Pressure Laminate Case with High-Pressure Laminate Headset

41 ³ / ₄ "	N.A.	15.906"	CRTWBFL	\$2184	\$2223
47 ¹⁵ / ₁₆ "	41 ¹³ / ₁₆ "–47 ¹⁵ / ₁₆ "	15.906"	CRTWBFL	\$2285	\$2327
54 ¹ / ₈ "	48"–54 ¹ / ₈ "	15.906"	CRTWBFL	\$2394	\$2440
66 ¹ / ₂ "	54 ³ / ₁₆ "–66 ¹ / ₂ "	15.906"	CRTWBFL	\$2510	\$2556
72"	66 ⁹ / ₁₆ "–72"	15.906"	CRTWBFL	\$2624	\$2675
78"	72 ¹ / ₁₆ "–78"	15.906"	CRTWBFL	\$2744	\$2797
84"	78 ¹ / ₁₆ "–84"	15.906"	CRTWBFL	\$2872	\$2927

Hinged Left, High-Pressure Laminate Case with Headset

41 ³ / ₄ "	N.A.	15.906"	CRTWBFL	\$2494	\$2538
47 ¹⁵ / ₁₆ "	41 ¹³ / ₁₆ "–47 ¹⁵ / ₁₆ "	15.906"	CRTWBFL	\$2611	\$2659
54 ¹ / ₈ "	48"–54 ¹ / ₈ "	15.906"	CRTWBFL	\$2737	\$2790
66 ¹ / ₂ "	54 ³ / ₁₆ "–66 ¹ / ₂ "	15.906"	CRTWBFL	\$2871	\$2925
72"	66 ⁹ / ₁₆ "–72"	15.906"	CRTWBFL	\$3004	\$3062
78"	72 ¹ / ₁₆ "–78"	15.906"	CRTWBFL	\$3142	\$3203
84"	78 ¹ / ₁₆ "–84"	15.906"	CRTWBFL	\$3291	\$3354
·	·	·	·	·	·

► Specification Information, continued on next page



 **For Canadian Pricing**
 Multiply U.S. Price by the Canadian price factor.
 ► See page 1 for details.

► **Specification Information, continued from previous page**

Specification Information

Modular Height	Parametric Height	Modular Width	Style Number	Modular Depth Parametric Depth	U.S. Base Prices	
					18 ⁷ / ₈ "	24"
					N.A.	18 ¹⁵ / ₁₆ "-24"

Single Door Tower—One Box Drawer, One File Drawer, continued

Hinged Right, Low-Pressure Laminate Case with Headset

41 ³ / ₄ "	N.A.	15.906"	CRTWBFR		\$2038	\$2075
47 ¹⁵ / ₁₆ "	41 ¹³ / ₁₆ "-47 ¹⁵ / ₁₆ "	15.906"	CRTWBFR		\$2131	\$2170
54 ¹ / ₈ "	48"-54 ¹ / ₈ "	15.906"	CRTWBFR		\$2233	\$2274
66 ¹ / ₂ "	54 ³ / ₁₆ "-66 ¹ / ₂ "	15.906"	CRTWBFR		\$2340	\$2383
72"	66 ⁹ / ₁₆ "-72"	15.906"	CRTWBFR		\$2446	\$2492
78"	72 ¹ / ₁₆ "-78"	15.906"	CRTWBFR		\$2557	\$2606
84"	78 ¹ / ₁₆ "-84"	15.906"	CRTWBFR		\$2675	\$2725


Hinged Right, Low-Pressure Laminate Case with High-Pressure Laminate Headset

41 ³ / ₄ "	N.A.	15.906"	CRTWBFR		\$2184	\$2223
47 ¹⁵ / ₁₆ "	41 ¹³ / ₁₆ "-47 ¹⁵ / ₁₆ "	15.906"	CRTWBFR		\$2285	\$2327
54 ¹ / ₈ "	48"-54 ¹ / ₈ "	15.906"	CRTWBFR		\$2394	\$2440
66 ¹ / ₂ "	54 ³ / ₁₆ "-66 ¹ / ₂ "	15.906"	CRTWBFR		\$2510	\$2556
72"	66 ⁹ / ₁₆ "-72"	15.906"	CRTWBFR		\$2624	\$2675
78"	72 ¹ / ₁₆ "-78"	15.906"	CRTWBFR		\$2744	\$2797
84"	78 ¹ / ₁₆ "-84"	15.906"	CRTWBFR		\$2872	\$2927

Hinged Right, High-Pressure Laminate Case with Headset

41 ³ / ₄ "	N.A.	15.906"	CRTWBFR		\$2494	\$2538
47 ¹⁵ / ₁₆ "	41 ¹³ / ₁₆ "-47 ¹⁵ / ₁₆ "	15.906"	CRTWBFR		\$2611	\$2659
54 ¹ / ₈ "	48"-54 ¹ / ₈ "	15.906"	CRTWBFR		\$2737	\$2790
66 ¹ / ₂ "	54 ³ / ₁₆ "-66 ¹ / ₂ "	15.906"	CRTWBFR		\$2871	\$2925
72"	66 ⁹ / ₁₆ "-72"	15.906"	CRTWBFR		\$3004	\$3062
78"	72 ¹ / ₁₆ "-78"	15.906"	CRTWBFR		\$3142	\$3203
84"	78 ¹ / ₁₆ "-84"	15.906"	CRTWBFR		\$3291	\$3354

► **Specification Information, continued on next page**



For Canadian Pricing

Multiply U.S. Price by the Canadian price factor.

► See page 1 for details.

► Specification Information, continued from previous page

Specification Information

Modular Height	Parametric Height	Modular Width	Style Number	Modular Depth Parametric Depth	U.S. Base Prices	
					18 ⁷ / ₈ "	24"
					N.A.	18 ¹⁵ / ₁₆ "-24"

Single Door Tower—Two File Drawers

Hinged Left, Low-Pressure Laminate Case with Headset

41 ³ / ₄ "	N.A.	15.906"	CRTWFFL		\$2112	\$2151
47 ¹⁵ / ₁₆ "	41 ¹³ / ₁₆ "-47 ¹⁵ / ₁₆ "	15.906"	CRTWFFL		\$2212	\$2253
54 ¹ / ₈ "	48"-54 ¹ / ₈ "	15.906"	CRTWFFL		\$2318	\$2361
66 ¹ / ₂ "	54 ³ / ₁₆ "-66 ¹ / ₂ "	15.906"	CRTWFFL		\$2426	\$2472
72"	66 ⁹ / ₁₆ "-72"	15.906"	CRTWFFL		\$2538	\$2585
78"	72 ¹ / ₁₆ "-78"	15.906"	CRTWFFL		\$2653	\$2704
84"	78 ¹ / ₁₆ "-84"	15.906"	CRTWFFL		\$2776	\$2827


Hinged Left, Low-Pressure Laminate Case with High-Pressure Laminate Headset

41 ³ / ₄ "	N.A.	15.906"	CRTWFFL		\$2264	\$2306
47 ¹⁵ / ₁₆ "	41 ¹³ / ₁₆ "-47 ¹⁵ / ₁₆ "	15.906"	CRTWFFL		\$2372	\$2418
54 ¹ / ₈ "	48"-54 ¹ / ₈ "	15.906"	CRTWFFL		\$2487	\$2533
66 ¹ / ₂ "	54 ³ / ₁₆ "-66 ¹ / ₂ "	15.906"	CRTWFFL		\$2603	\$2651
72"	66 ⁹ / ₁₆ "-72"	15.906"	CRTWFFL		\$2724	\$2774
78"	72 ¹ / ₁₆ "-78"	15.906"	CRTWFFL		\$2848	\$2903
84"	78 ¹ / ₁₆ "-84"	15.906"	CRTWFFL		\$2982	\$3036

Hinged Left, High-Pressure Laminate Case with Headset

41 ³ / ₄ "	N.A.	15.906"	CRTWFFL		\$2586	\$2635
47 ¹⁵ / ₁₆ "	41 ¹³ / ₁₆ "-47 ¹⁵ / ₁₆ "	15.906"	CRTWFFL		\$2712	\$2763
54 ¹ / ₈ "	48"-54 ¹ / ₈ "	15.906"	CRTWFFL		\$2845	\$2898
66 ¹ / ₂ "	54 ³ / ₁₆ "-66 ¹ / ₂ "	15.906"	CRTWFFL		\$2980	\$3036
72"	66 ⁹ / ₁₆ "-72"	15.906"	CRTWFFL		\$3119	\$3177
78"	72 ¹ / ₁₆ "-78"	15.906"	CRTWFFL		\$3264	\$3326
84"	78 ¹ / ₁₆ "-84"	15.906"	CRTWFFL		\$3418	\$3480

► Specification Information, continued on next page

**For Canadian Pricing**

Multiply U.S. Price by the Canadian price factor.


► See page 1 for details.

► **Specification Information, continued from previous page**

Specification Information

Modular Height	Parametric Height	Modular Width	Style Number	Modular Depth Parametric Depth	U.S. Base Prices	
					18 ⁷ / ₈ "	24"
					N.A.	18 ¹⁵ / ₁₆ "-24"

Single Door Tower—Two File Drawers, continued



Hinged Right, Low-Pressure Laminate Case with Headset

41 ³ / ₄ "	N.A.	15.906"	CRTWFFR		\$2112	\$2151
47 ¹⁵ / ₁₆ "	41 ¹³ / ₁₆ "-47 ¹⁵ / ₁₆ "	15.906"	CRTWFFR		\$2212	\$2253
54 ¹ / ₈ "	48"-54 ¹ / ₈ "	15.906"	CRTWFFR		\$2318	\$2361
66 ¹ / ₂ "	54 ³ / ₁₆ "-66 ¹ / ₂ "	15.906"	CRTWFFR		\$2426	\$2472
72"	66 ⁹ / ₁₆ "-72"	15.906"	CRTWFFR		\$2538	\$2585
78"	72 ¹ / ₁₆ "-78"	15.906"	CRTWFFR		\$2653	\$2704
84"	78 ¹ / ₁₆ "-84"	15.906"	CRTWFFR		\$2776	\$2827

Hinged Right, Low-Pressure Laminate Case with High-Pressure Laminate Headset

41 ³ / ₄ "	N.A.	15.906"	CRTWFFR		\$2264	\$2306
47 ¹⁵ / ₁₆ "	41 ¹³ / ₁₆ "-47 ¹⁵ / ₁₆ "	15.906"	CRTWFFR		\$2372	\$2418
54 ¹ / ₈ "	48"-54 ¹ / ₈ "	15.906"	CRTWFFR		\$2487	\$2533
66 ¹ / ₂ "	54 ³ / ₁₆ "-66 ¹ / ₂ "	15.906"	CRTWFFR		\$2603	\$2651
72"	66 ⁹ / ₁₆ "-72"	15.906"	CRTWFFR		\$2724	\$2774
78"	72 ¹ / ₁₆ "-78"	15.906"	CRTWFFR		\$2848	\$2903
84"	78 ¹ / ₁₆ "-84"	15.906"	CRTWFFR		\$2982	\$3036

Hinged Right, High-Pressure Laminate Case with Headset

41 ³ / ₄ "	N.A.	15.906"	CRTWFFR		\$2586	\$2635
47 ¹⁵ / ₁₆ "	41 ¹³ / ₁₆ "-47 ¹⁵ / ₁₆ "	15.906"	CRTWFFR		\$2712	\$2763
54 ¹ / ₈ "	48"-54 ¹ / ₈ "	15.906"	CRTWFFR		\$2845	\$2898
66 ¹ / ₂ "	54 ³ / ₁₆ "-66 ¹ / ₂ "	15.906"	CRTWFFR		\$2980	\$3036
72"	66 ⁹ / ₁₆ "-72"	15.906"	CRTWFFR		\$3119	\$3177
78"	72 ¹ / ₁₆ "-78"	15.906"	CRTWFFR		\$3264	\$3326
84"	78 ¹ / ₁₆ "-84"	15.906"	CRTWFFR		\$3418	\$3480



For Canadian Pricing

Multiply U.S. Price by the Canadian price factor.

► See page 1 for details.

Dual-Door Towers



Left-hand unit

► Need help?
Product details,
page 100

Standard Includes

- 24"W dual-door tower:
 - Low-Pressure Laminate case with matching or contrasting Low-Pressure Laminate headset
 - Low-Pressure Laminate case with High-Pressure Laminate headset, if selected
 - High-Pressure Laminate case with matching or contrasting High-Pressure Laminate headset, if selected
- 3/4" thick top: laminate to match case
- Lock plug
- Two counterweights
- 1 1/4" leveling glides
- Shipped fully assembled
- Fixed top shelf in cabinet on units 66 1/2"H and taller
- Shelf(s) in tower side depending on height

Required to Specify

- 1 Style number
- 2 Size type (see below under Required Selections)
- 3 Depth (see below under Required Selections)
- 4 Height (see below under Required Selections)
- 5 Interior configuration (see below under Required Selections)
- 6 Low-Pressure Laminate or High-Pressure Laminate color number for case
- 7 Plastic color number for all edges on laminate case
- 8 Low-Pressure Laminate or High-Pressure Laminate color number for headset
- 9 Pulls (see below under Required Selections)
- 10 Options, if selected (see below)
 - See *Surface Materials*, page 344.

Tip: Shelf count (tower side) depends on height of unit.

► Tower and Cabinet Interior Configurations, page 10, for more information.

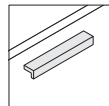
*Tip: Due to nominal vs. actual dimensions when comparing modular-only Currency product (culled) and current modular-or-parametric Currency tall storage, we recommend not placing culled and current tall storage side-by-side. Culled tower, cabinet, stacking overhead, and stacking bookcase styles include: **CRTW, CRTWD, CRTWSA, CRWD, CROHS, CRBKS.***

Tip: Coat rods available on 24"D units.

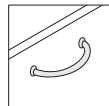
For laminate price group 2 and higher pricing, please refer to the electronic catalog or SmartTools.

	Required Selections	U.S. Price	Required to Specify
Size Type	<ul style="list-style-type: none"> • Modular • Parametric 	Prices at right Prices at right	Specify <i>with modular</i> . Specify <i>with parametric</i> .
Depth	<ul style="list-style-type: none"> • 18 7/8"D • 24"D 	Prices at right Prices at right	Specify 18 7/8" depth. Specify 24" depth.
Height	<ul style="list-style-type: none"> • 41 3/4"H • 47 15/16"H • 54 1/8"H • 66 1/2"H • 72"H • 78"H • 84"H 	Prices at right Prices at right Prices at right Prices at right Prices at right Prices at right Prices at right	Specify 41 3/4" height. Specify 47 15/16" height. Specify 54 1/8" height. Specify 66 1/2" height. Specify 72" height. Specify 78" height. Specify 84" height.
Interior Configuration	<ul style="list-style-type: none"> • Coat hook • Coat rod 	No cost No cost	Specify <i>with coat hook</i> . Specify <i>with coat rod</i> .

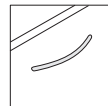
Pull Shape



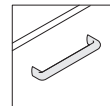
Ledge



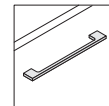
Handle



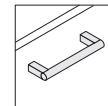
Contemporary



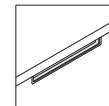
Jazz



Nile



Bar



Inset

	Options	U.S. Price	Required to Specify
Surface Materials	Case <ul style="list-style-type: none"> • Low-Pressure Laminate (LPL) price group 1 • High-Pressure Laminate (HPL) price group 1 • High-Pressure Laminate (HPL) price group 2 • High-Pressure Laminate (HPL) price group 3 • Open Line laminate 	No cost Prices at right See information at left See information at left +\$111 plus cost of laminate	Specify laminate color number. Specify laminate color number. Specify laminate color number. Specify laminate color number. ► See <i>Surface Material Reference Manual</i> .

► Options, continued on next page



For Canadian Pricing

Multiply U.S. Price by the Canadian price factor.

► See page 1 for details.

► Options, continued from previous page

	Options	U.S. Price	Required to Specify
Surface Materials, continued	Headset		
	• Low-Pressure Laminate (LPL) price group 1	No cost	Specify laminate color number.
	• High-Pressure Laminate (HPL) price group 1	Prices below and at right	Specify laminate color number.
	• High-Pressure Laminate (HPL) price group 2	See information at left	Specify laminate color number.
	• High-Pressure Laminate (HPL) price group 3	See information at left	Specify laminate color number.
	• Open Line laminate	+\$111 plus cost of laminate	► See <i>Surface Material Reference Manual</i> .
Pull	• Ledge	No cost	Specify with <i>ledge pull</i> .
	• Handle	No cost	Specify with <i>handle pull</i> .
	• Contemporary	No cost	Specify with <i>contemporary pull</i> .
	• Jazz	+\$ 28 per pull	Specify with <i>jazz pull</i> .
	• Nile	+\$ 39 per pull	Specify with <i>nile pull</i> .
	• Bar	+\$ 41 per pull	Specify with <i>bar pull</i> .
	• Inset	+\$ 43 per pull	Specify with <i>inset pull</i> .
Keys	• Key plug	No cost	Specify with <i>key plug</i> .
	• Master key plug	+\$ 39 per lock	Specify with <i>master key plug</i> .

For laminate price group 2 and higher pricing, please refer to the electronic catalog or SmartTools.

Specification Information

Modular Height	Parametric Height	Modular Width	Style Number	Modular Depth Parametric Depth	U.S. Base Prices	
					18 ⁷ / ₈ "	24"
					N.A.	18 ¹⁵ / ₁₆ "–24"

Dual Door Tower—One Box Drawer, One File Drawer


Cabinet Left, Low-Pressure Laminate Case with Headset

41 ³ / ₄ "	N.A.	24"	CRTWDBFL	\$2167	\$2207
47 ¹⁵ / ₁₆ "	41 ¹³ / ₁₆ "–47 ¹⁵ / ₁₆ "	24"	CRTWDBFL	\$2270	\$2312
54 ¹ / ₈ "	48"–54 ¹ / ₈ "	24"	CRTWDBFL	\$2530	\$2576
66 ¹ / ₂ "	54 ³ / ₁₆ "–66 ¹ / ₂ "	24"	CRTWDBFL	\$2757	\$2810
72"	66 ⁹ / ₁₆ "–72"	24"	CRTWDBFL	\$2884	\$2940
78"	72 ¹ / ₁₆ "–78"	24"	CRTWDBFL	\$3017	\$3076
84"	78 ¹ / ₁₆ "–84"	24"	CRTWDBFL	\$3157	\$3219

Cabinet Left, Low-Pressure Laminate Case with High-Pressure Laminate Headset

41 ³ / ₄ "	N.A.	24"	CRTWDBFL	\$2323	\$2366
47 ¹⁵ / ₁₆ "	41 ¹³ / ₁₆ "–47 ¹⁵ / ₁₆ "	24"	CRTWDBFL	\$2436	\$2480
54 ¹ / ₈ "	48"–54 ¹ / ₈ "	24"	CRTWDBFL	\$2716	\$2764
66 ¹ / ₂ "	54 ³ / ₁₆ "–66 ¹ / ₂ "	24"	CRTWDBFL	\$2960	\$3018
72"	66 ⁹ / ₁₆ "–72"	24"	CRTWDBFL	\$3097	\$3158
78"	72 ¹ / ₁₆ "–78"	24"	CRTWDBFL	\$3241	\$3305
84"	78 ¹ / ₁₆ "–84"	24"	CRTWDBFL	\$3392	\$3460

► Specification Information, continued on next page



Left-hand unit

For Canadian Pricing
 Multiply U.S. Price by the Canadian price factor.
 ► See page 1 for details.

► **Specification Information, continued from previous page**

Specification Information

Modular Height	Parametric Height	Modular Width	Style Number	Modular Depth Parametric Depth	U.S. Base Prices	
					18 ⁷ / ₈ "	24"
					N.A.	18 ¹⁵ / ₁₆ "–24"

Dual Door Tower—One Box Drawer, One File Drawer, continued

Cabinet Left, High-Pressure Laminate Case with Headset

41 ³ / ₄ "	N.A.	24"	CRTWDBFL		\$2654	\$2706
47 ¹⁵ / ₁₆ "	41 ¹³ / ₁₆ "–47 ¹⁵ / ₁₆ "	24"	CRTWDBFL		\$2786	\$2838
54 ¹ / ₈ "	48"–54 ¹ / ₈ "	24"	CRTWDBFL		\$3108	\$3166
66 ¹ / ₂ "	54 ³ / ₁₆ "–66 ¹ / ₂ "	24"	CRTWDBFL		\$3393	\$3459
72"	66 ⁹ / ₁₆ "–72"	24"	CRTWDBFL		\$3552	\$3622
78"	72 ¹ / ₁₆ "–78"	24"	CRTWDBFL		\$3718	\$3791
84"	78 ¹ / ₁₆ "–84"	24"	CRTWDBFL		\$3893	\$3972

Cabinet Right, Low-Pressure Laminate Case with Headset

41 ³ / ₄ "	N.A.	24"	CRTWDBFR		\$2167	\$2207
47 ¹⁵ / ₁₆ "	41 ¹³ / ₁₆ "–47 ¹⁵ / ₁₆ "	24"	CRTWDBFR		\$2270	\$2312
54 ¹ / ₈ "	48"–54 ¹ / ₈ "	24"	CRTWDBFR		\$2530	\$2576
66 ¹ / ₂ "	54 ³ / ₁₆ "–66 ¹ / ₂ "	24"	CRTWDBFR		\$2757	\$2810
72"	66 ⁹ / ₁₆ "–72"	24"	CRTWDBFR		\$2884	\$2940
78"	72 ¹ / ₁₆ "–78"	24"	CRTWDBFR		\$3017	\$3076
84"	78 ¹ / ₁₆ "–84"	24"	CRTWDBFR		\$3157	\$3219

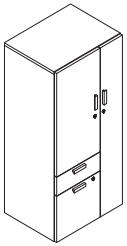
Cabinet Right, Low-Pressure Laminate Case with High-Pressure Laminate Headset

41 ³ / ₄ "	N.A.	24"	CRTWDBFR		\$2323	\$2366
47 ¹⁵ / ₁₆ "	41 ¹³ / ₁₆ "–47 ¹⁵ / ₁₆ "	24"	CRTWDBFR		\$2436	\$2480
54 ¹ / ₈ "	48"–54 ¹ / ₈ "	24"	CRTWDBFR		\$2716	\$2764
66 ¹ / ₂ "	54 ³ / ₁₆ "–66 ¹ / ₂ "	24"	CRTWDBFR		\$2960	\$3018
72"	66 ⁹ / ₁₆ "–72"	24"	CRTWDBFR		\$3097	\$3158
78"	72 ¹ / ₁₆ "–78"	24"	CRTWDBFR		\$3241	\$3305
84"	78 ¹ / ₁₆ "–84"	24"	CRTWDBFR		\$3392	\$3460

Cabinet Right, High-Pressure Laminate Case with Headset

41 ³ / ₄ "	N.A.	24"	CRTWDBFR		\$2654	\$2706
47 ¹⁵ / ₁₆ "	41 ¹³ / ₁₆ "–47 ¹⁵ / ₁₆ "	24"	CRTWDBFR		\$2786	\$2838
54 ¹ / ₈ "	48"–54 ¹ / ₈ "	24"	CRTWDBFR		\$3108	\$3166
66 ¹ / ₂ "	54 ³ / ₁₆ "–66 ¹ / ₂ "	24"	CRTWDBFR		\$3393	\$3459
72"	66 ⁹ / ₁₆ "–72"	24"	CRTWDBFR		\$3552	\$3622
78"	72 ¹ / ₁₆ "–78"	24"	CRTWDBFR		\$3718	\$3791
84"	78 ¹ / ₁₆ "–84"	24"	CRTWDBFR		\$3893	\$3972

► **Specification Information, continued on next page**



Right-hand unit



For Canadian Pricing

Multiply U.S. Price by the Canadian price factor.

► See page 1 for details.

► Specification Information, continued from previous page

Specification Information

Modular Height	Parametric Height	Modular Width	Style Number	Modular Depth Parametric Depth	U.S. Base Prices	
					18 ⁷ / ₈ "	24"
					N.A.	18 ¹⁵ / ₁₆ "–24"

Dual Door Tower—Two File Drawers

Cabinet Left, Low-Pressure Laminate Case with Headset

41 ³ / ₄ "	N.A.	24"	CRTWDFFL		\$2248	\$2291
47 ¹⁵ / ₁₆ "	41 ¹³ / ₁₆ "–47 ¹⁵ / ₁₆ "	24"	CRTWDFFL		\$2357	\$2401
54 ¹ / ₈ "	48"–54 ¹ / ₈ "	24"	CRTWDFFL		\$2627	\$2674
66 ¹ / ₂ "	54 ³ / ₁₆ "–66 ¹ / ₂ "	24"	CRTWDFFL		\$2862	\$2918
72"	66 ⁹ / ₁₆ "–72"	24"	CRTWDFFL		\$2994	\$3053
78"	72 ¹ / ₁₆ "–78"	24"	CRTWDFFL		\$3134	\$3194
84"	78 ¹ / ₁₆ "–84"	24"	CRTWDFFL		\$3280	\$3343


Cabinet Left, Low-Pressure Laminate Case with High-Pressure Laminate Headset

41 ³ / ₄ "	N.A.	24"	CRTWDFFL		\$2413	\$2458
47 ¹⁵ / ₁₆ "	41 ¹³ / ₁₆ "–47 ¹⁵ / ₁₆ "	24"	CRTWDFFL		\$2529	\$2575
54 ¹ / ₈ "	48"–54 ¹ / ₈ "	24"	CRTWDFFL		\$2820	\$2871
66 ¹ / ₂ "	54 ³ / ₁₆ "–66 ¹ / ₂ "	24"	CRTWDFFL		\$3074	\$3133
72"	66 ⁹ / ₁₆ "–72"	24"	CRTWDFFL		\$3217	\$3280
78"	72 ¹ / ₁₆ "–78"	24"	CRTWDFFL		\$3367	\$3433
84"	78 ¹ / ₁₆ "–84"	24"	CRTWDFFL		\$3526	\$3594

Cabinet Left, High-Pressure Laminate Case with Headset

41 ³ / ₄ "	N.A.	24"	CRTWDFFL		\$2758	\$2811
47 ¹⁵ / ₁₆ "	41 ¹³ / ₁₆ "–47 ¹⁵ / ₁₆ "	24"	CRTWDFFL		\$2894	\$2946
54 ¹ / ₈ "	48"–54 ¹ / ₈ "	24"	CRTWDFFL		\$3299	\$3290
66 ¹ / ₂ "	54 ³ / ₁₆ "–66 ¹ / ₂ "	24"	CRTWDFFL		\$3523	\$3594
72"	66 ⁹ / ₁₆ "–72"	24"	CRTWDFFL		\$3690	\$3762
78"	72 ¹ / ₁₆ "–78"	24"	CRTWDFFL		\$3863	\$3940
84"	78 ¹ / ₁₆ "–84"	24"	CRTWDFFL		\$4047	\$4126

► Specification Information, continued on next page



Left-hand unit

**For Canadian Pricing**

Multiply U.S. Price by the Canadian price factor.

► See page 1 for details.

► **Specification Information, continued from previous page**

Specification Information

Modular Height	Parametric Height	Modular Width	Style Number	Modular Depth Parametric Depth	U.S. Base Prices	
					18 ⁷ / ₈ "	24"
					N.A.	18 ¹⁵ / ₁₆ "-24"

Dual Door Tower—Two File Drawers, continued

Cabinet Right, Low-Pressure Laminate Case with Headset


41 ³ / ₄ "	N.A.	24"	CRTWDFFR		\$2248	\$2291
47 ¹⁵ / ₁₆ "	41 ¹³ / ₁₆ "-47 ¹⁵ / ₁₆ "	24"	CRTWDFFR		\$2357	\$2401
54 ¹ / ₈ "	48"-54 ¹ / ₈ "	24"	CRTWDFFR		\$2627	\$2674
66 ¹ / ₂ "	54 ³ / ₁₆ "-66 ¹ / ₂ "	24"	CRTWDFFR		\$2862	\$2918
72"	66 ⁹ / ₁₆ "-72"	24"	CRTWDFFR		\$2994	\$3053
78"	72 ¹ / ₁₆ "-78"	24"	CRTWDFFR		\$3134	\$3194
84"	78 ¹ / ₁₆ "-84"	24"	CRTWDFFR		\$3280	\$3343

Cabinet Right, Low-Pressure Laminate Case with High-Pressure Laminate Headset

41 ³ / ₄ "	N.A.	24"	CRTWDFFR		\$2413	\$2458
47 ¹⁵ / ₁₆ "	41 ¹³ / ₁₆ "-47 ¹⁵ / ₁₆ "	24"	CRTWDFFR		\$2529	\$2575
54 ¹ / ₈ "	48"-54 ¹ / ₈ "	24"	CRTWDFFR		\$2820	\$2871
66 ¹ / ₂ "	54 ³ / ₁₆ "-66 ¹ / ₂ "	24"	CRTWDFFR		\$3074	\$3133
72"	66 ⁹ / ₁₆ "-72"	24"	CRTWDFFR		\$3217	\$3280
78"	72 ¹ / ₁₆ "-78"	24"	CRTWDFFR		\$3367	\$3433
84"	78 ¹ / ₁₆ "-84"	24"	CRTWDFFR		\$3526	\$3594

Cabinet Right, High-Pressure Laminate Case with Headset

41 ³ / ₄ "	N.A.	24"	CRTWDFFR		\$2758	\$2811
47 ¹⁵ / ₁₆ "	41 ¹³ / ₁₆ "-47 ¹⁵ / ₁₆ "	24"	CRTWDFFR		\$2894	\$2946
54 ¹ / ₈ "	48"-54 ¹ / ₈ "	24"	CRTWDFFR		\$3299	\$3290
66 ¹ / ₂ "	54 ³ / ₁₆ "-66 ¹ / ₂ "	24"	CRTWDFFR		\$3523	\$3594
72"	66 ⁹ / ₁₆ "-72"	24"	CRTWDFFR		\$3690	\$3762
78"	72 ¹ / ₁₆ "-78"	24"	CRTWDFFR		\$3863	\$3940
84"	78 ¹ / ₁₆ "-84"	24"	CRTWDFFR		\$4047	\$4126



Right-hand unit




For Canadian Pricing

Multiply U.S. Price by the Canadian price factor.

► See page 1 for details.



Side Access Towers

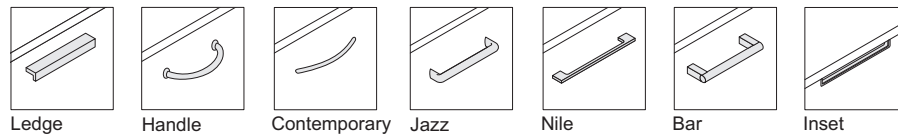


Left-hand unit

	Standard Includes	Required to Specify
▶ Need help? Product details, page 100	<ul style="list-style-type: none"> • 24"D x 24"W side access tower: <ul style="list-style-type: none"> – Low-Pressure Laminate case with matching or contrasting Low-Pressure Laminate headset – Low-Pressure Laminate case with High-Pressure Laminate headset, if selected – High-Pressure Laminate case with matching or contrasting High-Pressure Laminate headset, if selected • 3/4" thick top: laminate to match case • Lock plug • Two counterweights • 1 1/4" leveling glides • Shipped fully assembled • Fixed top shelf in cabinet on units 66 1/2"H and taller • Shelf(s) in tower side depending on height 	<ol style="list-style-type: none"> 1 Style number 2 Size type (see below under Required Selections) 3 Height (see below under Required Selections) 4 Interior configuration (see below under Required Selections) 5 Low-Pressure Laminate or High-Pressure Laminate color number for case 6 Plastic color number for all edges on laminate case 7 Low-Pressure Laminate or High-Pressure Laminate color number for headset 8 Pulls (see below under Required Selections) 9 Options, if selected (see below) <p>▶ See <i>Surface Materials</i>, page 344.</p>

	Required Selections	U.S. Price	Required to Specify
Size Type	<ul style="list-style-type: none"> • Modular • Parametric 	Prices at right Prices at right	Specify <i>with modular</i> . Specify <i>with parametric</i> .
Height	<ul style="list-style-type: none"> • 41 3/4"H • 47 15/16"H • 54 1/8"H • 66 1/2"H • 72"H • 78"H • 84"H 	Prices at right Prices at right Prices at right Prices at right Prices at right Prices at right Prices at right	Specify 41 3/4" height. Specify 47 15/16" height. Specify 54 1/8" height. Specify 66 1/2" height. Specify 72" height. Specify 78" height. Specify 84" height.
Interior Configuration	<ul style="list-style-type: none"> • Coat hook • Coat rod 	No cost No cost	Specify <i>with coat hook</i> . Specify <i>with coat rod</i> .

Pull Shape



	Options	U.S. Price	Required to Specify
Surface Materials	<p>Case</p> <ul style="list-style-type: none"> • Low-Pressure Laminate (LPL) price group 1 • High-Pressure Laminate (HPL) price group 1 • High-Pressure Laminate (HPL) price group 2 • High-Pressure Laminate (HPL) price group 3 • Open Line laminate 	No cost Prices at right See information at left See information at left +\$111 plus cost of laminate	Specify laminate color number. Specify laminate color number. Specify laminate color number. Specify laminate color number. ▶ See <i>Surface Material Reference Manual</i> .

▶ Options, continued on next page

Tip: Shelf count (tower side) depends on height of unit.
 ▶ Tower and Cabinet Interior Configurations, page 10, for more information.

Tip: Due to nominal vs. actual dimensions when comparing modular-only Currency product (culled) and current modular-or-parametric Currency tall storage, we recommend not placing culled and current tall storage side-by-side. Culled tower, cabinet, stacking overhead, and stacking bookcase styles include: **CRTW, CRTWD, CRTWSA, CRWD, CROHS, CRBKS.**

Tip: Coat rods available on 24"D units.

For laminate price group 2 and higher pricing, please refer to the electronic catalog or SmartTools.

 **For Canadian Pricing**
 Multiply U.S. Price by the Canadian price factor.
 ▶ See page 1 for details.

► Options, continued from previous page

	Options	U.S. Price	Required to Specify
Surface Materials, continued	Headset		
	• Low-Pressure Laminate (LPL) price group 1	No cost	Specify laminate color number.
	• High-Pressure Laminate (HPL) price group 1	Prices below and at right	Specify laminate color number.
	• High-Pressure Laminate (HPL) price group 2	See information at left	Specify laminate color number.
	• High-Pressure Laminate (HPL) price group 3	See information at left	Specify laminate color number.
	• Open Line laminate	+\$111 plus cost of laminate	► See <i>Surface Material Reference Manual</i> .
Pull	• Ledge	No cost	Specify with <i>ledge pull</i> .
	• Handle	No cost	Specify with <i>handle pull</i> .
	• Contemporary	No cost	Specify with <i>contemporary pull</i> .
	• Jazz	+\$ 28 per pull	Specify with <i>jazz pull</i> .
	• Nile	+\$ 39 per pull	Specify with <i>nile pull</i> .
	• Bar	+\$ 41 per pull	Specify with <i>bar pull</i> .
	• Inset	+\$ 43 per pull	Specify with <i>inset pull</i> .
Keys	• Key plug	No cost	Specify with <i>key plug</i> .
	• Master key plug	+\$ 39 per lock	Specify with <i>master key plug</i> .

For laminate price group 2 and higher pricing, please refer to the electronic catalog or SmartTools.

Specification Information

Modular Height	Parametric Height	Modular Width	Style Number	U.S. Base Price
...

Side Access Tower—Two Box Drawers and One File Drawer


Cabinet Left, Low-Pressure Laminate Case with Headset

41¾"	N.A.	24"	CRTWSABBFL	\$2384
47 ¹⁵ / ₁₆ "	41 ¹³ / ₁₆ "–47 ¹⁵ / ₁₆ "	24"	CRTWSABBFL	\$2498
54 ¹ / ₈ "	48"–54 ¹ / ₈ "	24"	CRTWSABBFL	\$2618
66 ¹ / ₂ "	54 ³ / ₁₆ "–66 ¹ / ₂ "	24"	CRTWSABBFL	\$2746
72"	66 ⁹ / ₁₆ "–72"	24"	CRTWSABBFL	\$2872
78"	72 ¹ / ₁₆ "–78"	24"	CRTWSABBFL	\$3006
84"	78 ¹ / ₁₆ "–84"	24"	CRTWSABBFL	\$3145

Cabinet Left, Low-Pressure Laminate Case with High-Pressure Laminate Headset

41¾"	N.A.	24"	CRTWSABBFL	\$2557
47 ¹⁵ / ₁₆ "	41 ¹³ / ₁₆ "–47 ¹⁵ / ₁₆ "	24"	CRTWSABBFL	\$2681
54 ¹ / ₈ "	48"–54 ¹ / ₈ "	24"	CRTWSABBFL	\$2811
66 ¹ / ₂ "	54 ³ / ₁₆ "–66 ¹ / ₂ "	24"	CRTWSABBFL	\$2949
72"	66 ⁹ / ₁₆ "–72"	24"	CRTWSABBFL	\$3085
78"	72 ¹ / ₁₆ "–78"	24"	CRTWSABBFL	\$3229
84"	78 ¹ / ₁₆ "–84"	24"	CRTWSABBFL	\$3379

► Specification Information, continued on next page



Left-hand unit



For Canadian Pricing
Multiply U.S. Price by the Canadian price factor.
► See page 1 for details.

► **Specification Information, continued from previous page**

Specification Information

Modular Height	Parametric Height	Modular Width	Style Number	U.S. Base Price
----------------	-------------------	---------------	--------------	-----------------

Side Access Tower—Two Box Drawers and One File Drawer, continued

Cabinet Left, High-Pressure Laminate Case with Headset

41¾"	N.A.	24"	CRTWSABBFL	\$2926
47 ¹⁵ / ₁₆ "	41 ¹³ / ₁₆ "–47 ¹⁵ / ₁₆ "	24"	CRTWSABBFL	\$3070
54 ¹ / ₈ "	48"–54 ¹ / ₈ "	24"	CRTWSABBFL	\$3219
66 ¹ / ₂ "	54 ³ / ₁₆ "–66 ¹ / ₂ "	24"	CRTWSABBFL	\$3379
72"	66 ⁹ / ₁₆ "–72"	24"	CRTWSABBFL	\$3537
78"	72 ¹ / ₁₆ "–78"	24"	CRTWSABBFL	\$3704
84"	78 ¹ / ₁₆ "–84"	24"	CRTWSABBFL	\$3878

Cabinet Right, Low-Pressure Laminate Case with Headset

41¾"	N.A.	24"	CRTWSABBFR	\$2384
47 ¹⁵ / ₁₆ "	41 ¹³ / ₁₆ "–47 ¹⁵ / ₁₆ "	24"	CRTWSABBFR	\$2498
54 ¹ / ₈ "	48"–54 ¹ / ₈ "	24"	CRTWSABBFR	\$2618
66 ¹ / ₂ "	54 ³ / ₁₆ "–66 ¹ / ₂ "	24"	CRTWSABBFR	\$2746
72"	66 ⁹ / ₁₆ "–72"	24"	CRTWSABBFR	\$2872
78"	72 ¹ / ₁₆ "–78"	24"	CRTWSABBFR	\$3006
84"	78 ¹ / ₁₆ "–84"	24"	CRTWSABBFR	\$3145


Cabinet Right, Low-Pressure Laminate Case with High-Pressure Laminate Headset

41¾"	N.A.	24"	CRTWSABBFR	\$2557
47 ¹⁵ / ₁₆ "	41 ¹³ / ₁₆ "–47 ¹⁵ / ₁₆ "	24"	CRTWSABBFR	\$2681
54 ¹ / ₈ "	48"–54 ¹ / ₈ "	24"	CRTWSABBFR	\$2811
66 ¹ / ₂ "	54 ³ / ₁₆ "–66 ¹ / ₂ "	24"	CRTWSABBFR	\$2949
72"	66 ⁹ / ₁₆ "–72"	24"	CRTWSABBFR	\$3085
78"	72 ¹ / ₁₆ "–78"	24"	CRTWSABBFR	\$3229
84"	78 ¹ / ₁₆ "–84"	24"	CRTWSABBFR	\$3379

Cabinet Right, High-Pressure Laminate Case with Headset

41¾"	N.A.	24"	CRTWSABBFR	\$2926
47 ¹⁵ / ₁₆ "	41 ¹³ / ₁₆ "–47 ¹⁵ / ₁₆ "	24"	CRTWSABBFR	\$3070
54 ¹ / ₈ "	48"–54 ¹ / ₈ "	24"	CRTWSABBFR	\$3219
66 ¹ / ₂ "	54 ³ / ₁₆ "–66 ¹ / ₂ "	24"	CRTWSABBFR	\$3379
72"	66 ⁹ / ₁₆ "–72"	24"	CRTWSABBFR	\$3537
78"	72 ¹ / ₁₆ "–78"	24"	CRTWSABBFR	\$3704
84"	78 ¹ / ₁₆ "–84"	24"	CRTWSABBFR	\$3878

► **Specification Information, continued on next page**



Right-hand unit



For Canadian Pricing

Multiply U.S. Price by the Canadian price factor.

► See page 1 for details.

► Specification Information, continued from previous page

Specification Information

Modular Height	Parametric Height	Modular Width	Style Number	U.S. Base Price
----------------	-------------------	---------------	--------------	-----------------

Side Access Tower—Two File Drawers

Cabinet Left, Low-Pressure Laminate Case with Headset

41 ³ / ₄ "	N.A.	24"	CRTWSAFFL	\$2299
47 ¹⁵ / ₁₆ "	41 ¹³ / ₁₆ "–47 ¹⁵ / ₁₆ "	24"	CRTWSAFFL	\$2411
54 ¹ / ₈ "	48"–54 ¹ / ₈ "	24"	CRTWSAFFL	\$2524
66 ¹ / ₂ "	54 ³ / ₁₆ "–66 ¹ / ₂ "	24"	CRTWSAFFL	\$2646
72"	66 ⁹ / ₁₆ "–72"	24"	CRTWSAFFL	\$2767
78"	72 ¹ / ₁₆ "–78"	24"	CRTWSAFFL	\$2896
84"	78 ¹ / ₁₆ "–84"	24"	CRTWSAFFL	\$3029


Cabinet Left, Low-Pressure Laminate Case with High-Pressure Laminate Headset

41 ³ / ₄ "	N.A.	24"	CRTWSAFFL	\$2467
47 ¹⁵ / ₁₆ "	41 ¹³ / ₁₆ "–47 ¹⁵ / ₁₆ "	24"	CRTWSAFFL	\$2586
54 ¹ / ₈ "	48"–54 ¹ / ₈ "	24"	CRTWSAFFL	\$2709
66 ¹ / ₂ "	54 ³ / ₁₆ "–66 ¹ / ₂ "	24"	CRTWSAFFL	\$2841
72"	66 ⁹ / ₁₆ "–72"	24"	CRTWSAFFL	\$2972
78"	72 ¹ / ₁₆ "–78"	24"	CRTWSAFFL	\$3110
84"	78 ¹ / ₁₆ "–84"	24"	CRTWSAFFL	\$3254

Cabinet Left, High-Pressure Laminate Case with Headset

41 ³ / ₄ "	N.A.	24"	CRTWSAFFL	\$2836
47 ¹⁵ / ₁₆ "	41 ¹³ / ₁₆ "–47 ¹⁵ / ₁₆ "	24"	CRTWSAFFL	\$2975
54 ¹ / ₈ "	48"–54 ¹ / ₈ "	24"	CRTWSAFFL	\$3117
66 ¹ / ₂ "	54 ³ / ₁₆ "–66 ¹ / ₂ "	24"	CRTWSAFFL	\$3271
72"	66 ⁹ / ₁₆ "–72"	24"	CRTWSAFFL	\$3406
78"	72 ¹ / ₁₆ "–78"	24"	CRTWSAFFL	\$3567
84"	78 ¹ / ₁₆ "–84"	24"	CRTWSAFFL	\$3733

► Specification Information, continued on next page



Left-hand unit

**For Canadian Pricing**

Multiply U.S. Price by the Canadian price factor.

► See page 1 for details.

► **Specification Information, continued from previous page**

Specification Information

Modular Height	Parametric Height	Modular Width	Style Number	U.S. Base Price
----------------	-------------------	---------------	--------------	-----------------

Side Access Tower—Two File Drawers, continued

Cabinet Right, Low-Pressure Laminate Case with Headset

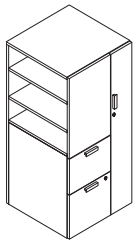
41¾"	N.A.	24"	CRTWSAFFR	\$2299
47 ¹⁵ / ₁₆ "	41 ¹³ / ₁₆ "–47 ¹⁵ / ₁₆ "	24"	CRTWSAFFR	\$2411
54 ¹ / ₈ "	48"–54 ¹ / ₈ "	24"	CRTWSAFFR	\$2524
66 ¹ / ₂ "	54 ³ / ₁₆ "–66 ¹ / ₂ "	24"	CRTWSAFFR	\$2646
72"	66 ⁹ / ₁₆ "–72"	24"	CRTWSAFFR	\$2767
78"	72 ¹ / ₁₆ "–78"	24"	CRTWSAFFR	\$2896
84"	78 ¹ / ₁₆ "–84"	24"	CRTWSAFFR	\$3029

Cabinet Right, Low-Pressure Laminate Case with High-Pressure Laminate Headset

41¾"	N.A.	24"	CRTWSAFFR	\$2467
47 ¹⁵ / ₁₆ "	41 ¹³ / ₁₆ "–47 ¹⁵ / ₁₆ "	24"	CRTWSAFFR	\$2586
54 ¹ / ₈ "	48"–54 ¹ / ₈ "	24"	CRTWSAFFR	\$2709
66 ¹ / ₂ "	54 ³ / ₁₆ "–66 ¹ / ₂ "	24"	CRTWSAFFR	\$2841
72"	66 ⁹ / ₁₆ "–72"	24"	CRTWSAFFR	\$2972
78"	72 ¹ / ₁₆ "–78"	24"	CRTWSAFFR	\$3110
84"	78 ¹ / ₁₆ "–84"	24"	CRTWSAFFR	\$3254

Cabinet Right, High-Pressure Laminate Case with Headset

41¾"	N.A.	24"	CRTWSAFFR	\$2836
47 ¹⁵ / ₁₆ "	41 ¹³ / ₁₆ "–47 ¹⁵ / ₁₆ "	24"	CRTWSAFFR	\$2975
54 ¹ / ₈ "	48"–54 ¹ / ₈ "	24"	CRTWSAFFR	\$3117
66 ¹ / ₂ "	54 ³ / ₁₆ "–66 ¹ / ₂ "	24"	CRTWSAFFR	\$3271
72"	66 ⁹ / ₁₆ "–72"	24"	CRTWSAFFR	\$3406
78"	72 ¹ / ₁₆ "–78"	24"	CRTWSAFFR	\$3567
84"	78 ¹ / ₁₆ "–84"	24"	CRTWSAFFR	\$3733



Right-hand unit

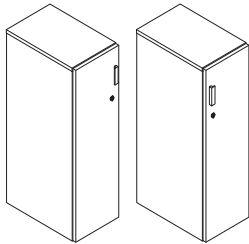


For Canadian Pricing

Multiply U.S. Price by the Canadian price factor.

► See page 1 for details.

Cabinets



Tip: Cabinets must be attached to adjacent storage, a wall, or in a run of multiple cabinets, to ensure stability and prevent tipping. See Cabinets Stability Guidelines, page 11, for details of how many cabinets are required in the run based on cabinet size.

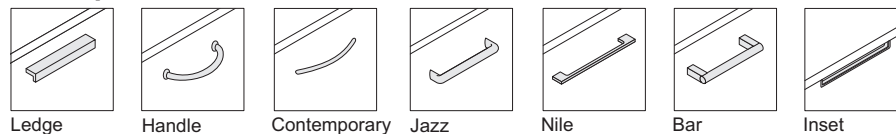
*Tip: Due to nominal vs. actual dimensions when comparing modular-only Currency product (culled) and current modular-or-parametric Currency tall storage, we recommend not placing culled and current tall storage side-by-side. Culled tower, cabinet, stacking overhead, and stacking bookcase styles include: **CRTW, CRTWD, CRTWSA, CRWD, CROHS, CRBKS.***

Tip: Coat rods available on 24"D units.

Standard Includes	Required to Specify
<ul style="list-style-type: none"> ▶ Need help? Product details, page 100 • Cabinets: <ul style="list-style-type: none"> – Low-Pressure Laminate case with matching or contrasting Low-Pressure Laminate headset – Low-Pressure Laminate case with High-Pressure Laminate headset, if selected – High-Pressure Laminate case with matching or contrasting High-Pressure Laminate headset, if selected • 3/4" thick top: laminate to match case • Lock plug • 1 1/4" leveling glides • Shipped fully assembled • Fixed top shelf on cabinets 66 1/2"H and taller 	<ol style="list-style-type: none"> 1 Style number 2 Size type (see below under Required Selections) 3 Depth (see below under Required Selections) 4 Width (see below under Required Selections) 5 Height (see below under Required Selections) 6 Interior configuration (see below under Required Selections) 7 Low-Pressure Laminate or High-Pressure Laminate color number for case 8 Plastic color number for all edges on laminate case 9 Low-Pressure Laminate or High-Pressure Laminate color number for headset 10 Pulls (see below under Required Selections) 11 Options, if selected (see below) <p>▶ See <i>Surface Materials</i>, page 344.</p>

Size Type	Required Selections	U.S. Price	Required to Specify
Size Type	<ul style="list-style-type: none"> • Modular • Parametric 	Prices at right Prices at right	Specify <i>with modular</i> . Specify <i>with parametric</i> .
Depth	<ul style="list-style-type: none"> • 18 7/8"D • 24"D 	Prices at right Prices at right	Specify 18 7/8" depth. Specify 24" depth.
Width	<ul style="list-style-type: none"> • 12"W • 24"W 	Prices at right Prices at right	Specify 12" width. Specify 24" width.
Height	<ul style="list-style-type: none"> • 41 3/4"H • 47 15/16"H • 54 1/8"H • 66 1/2"H • 72"H • 78"H • 84"H 	Prices at right Prices at right Prices at right Prices at right Prices at right Prices at right Prices at right	Specify 41 3/4" height. Specify 47 15/16" height. Specify 54 1/8" height. Specify 66 1/2" height. Specify 72" height. Specify 78" height. Specify 84" height.
Interior Configuration	<ul style="list-style-type: none"> • Coat hook • Coat rod 	No cost No cost	Specify <i>with coat hook</i> . Specify <i>with coat rod</i> .

Pull Shape



Ledge

Handle

Contemporary

Jazz

Nile

Bar

Inset



For Canadian Pricing
 Multiply U.S. Price by the Canadian price factor.
 ▶ See page 1 for details.

For laminate price group 2 and higher pricing, please refer to the electronic catalog or SmartTools.

Tip: Cabinets 66"H and taller receive a fixed top shelf.

	Options	U.S. Price	Required to Specify
Surface Materials	Case		
	<ul style="list-style-type: none"> Low-Pressure Laminate (LPL) price group 1 High-Pressure Laminate (HPL) price group 1 High-Pressure Laminate (HPL) price group 2 High-Pressure Laminate (HPL) price group 3 Open Line laminate 	<ul style="list-style-type: none"> No cost Prices at right See information at left See information at left +\$111 plus cost of laminate 	<ul style="list-style-type: none"> Specify laminate color number. Specify laminate color number. Specify laminate color number. Specify laminate color number. ▶ See <i>Surface Material Reference Manual</i>.
	Headset		
	<ul style="list-style-type: none"> Low-Pressure Laminate (LPL) price group 1 High-Pressure Laminate (HPL) price group 1 High-Pressure Laminate (HPL) price group 2 High-Pressure Laminate (HPL) price group 3 Open Line laminate 	<ul style="list-style-type: none"> No cost Prices at right See information at left See information at left +\$111 plus cost of laminate 	<ul style="list-style-type: none"> Specify laminate color number. Specify laminate color number. Specify laminate color number. Specify laminate color number. ▶ See <i>Surface Material Reference Manual</i>.
	Shelf		
	<ul style="list-style-type: none"> No shelf Fixed top shelf 	<ul style="list-style-type: none"> No cost +\$ 54 	<ul style="list-style-type: none"> Specify <i>with no shelf</i>. Specify <i>with fixed top-shelf</i>.
	Pull		
	<ul style="list-style-type: none"> Ledge Handle Contemporary Jazz Nile Bar Inset 	<ul style="list-style-type: none"> No cost No cost No cost +\$ 28 per pull +\$ 39 per pull +\$ 41 per pull +\$ 43 per pull 	<ul style="list-style-type: none"> Specify <i>with ledge pull</i>. Specify <i>with handle pull</i>. Specify <i>with contemporary pull</i>. Specify <i>with jazz pull</i>. Specify <i>with nile pull</i>. Specify <i>with bar pull</i>. Specify <i>with inset pull</i>.
	Keys		
	<ul style="list-style-type: none"> Key plug Master key plug 	<ul style="list-style-type: none"> No cost +\$ 39 per lock 	<ul style="list-style-type: none"> Specify <i>with key plug</i>. Specify <i>with master key plug</i>.

▶ **Specification Information, continued on next page**



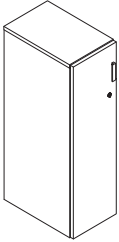
For Canadian Pricing
Multiply U.S. Price by the Canadian price factor.
▶ See page 1 for details.

Cabinets, continued

► **Specification Information, continued from previous page**

Specification Information

Modular Height	Parametric Height	Modular Width	Parametric Width	Style Number	Modular Depth	Parametric Depth	U.S. Base Prices	
							18 ⁷ / ₈ "	24"
							N.A.	18 ¹⁵ / ₁₆ "-24"



Cabinet—Hinged Left

Low-Pressure Laminate Case with Headset

41 ³ / ₄ "	N.A.	12"	N.A.	CRWDL			\$1336	\$1373
47 ¹⁵ / ₁₆ "	41 ¹³ / ₁₆ "-47 ¹⁵ / ₁₆ "	12"	N.A.	CRWDL			\$1373	\$1409
54 ¹ / ₈ "	48"-54 ¹ / ₈ "	12"	N.A.	CRWDL			\$1409	\$1446
66 ¹ / ₂ "	54 ³ / ₁₆ "-66 ¹ / ₂ "	12"	N.A.	CRWDL			\$1446	\$1484
72"	66 ⁹ / ₁₆ "-72"	12"	N.A.	CRWDL			\$1484	\$1520
78"	72 ¹ / ₁₆ "-78"	12"	N.A.	CRWDL			\$1520	\$1557
84"	78 ¹ / ₁₆ "-84"	12"	N.A.	CRWDL			\$1520	\$1557
41 ³ / ₄ "	N.A.	24"	12 ¹ / ₁₆ "-24"	CRWDL			\$1446	\$1483
47 ¹⁵ / ₁₆ "	41 ¹³ / ₁₆ "-47 ¹⁵ / ₁₆ "	24"	12 ¹ / ₁₆ "-24"	CRWDL			\$1483	\$1520
54 ¹ / ₈ "	48"-54 ¹ / ₈ "	24"	12 ¹ / ₁₆ "-24"	CRWDL			\$1520	\$1557
66 ¹ / ₂ "	54 ³ / ₁₆ "-66 ¹ / ₂ "	24"	12 ¹ / ₁₆ "-24"	CRWDL			\$1557	\$1594
72"	66 ⁹ / ₁₆ "-72"	24"	12 ¹ / ₁₆ "-24"	CRWDL			\$1594	\$1630
78"	72 ¹ / ₁₆ "-78"	24"	12 ¹ / ₁₆ "-24"	CRWDL			\$1630	\$1667
84"	78 ¹ / ₁₆ "-84"	24"	12 ¹ / ₁₆ "-24"	CRWDL			\$1630	\$1667
:	:	:	:	:	:	:	:	:

► **Specification Information, continued on next page**



For Canadian Pricing

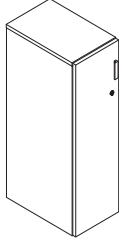
Multiply U.S. Price by the Canadian price factor.

► See page 1 for details.

► Specification Information, continued from previous page

Specification Information

Modular Height	Parametric Height	Modular Width	Parametric Width	Style Number	Modular Depth	Parametric Depth	U.S. Base Prices	
							18 ⁷ / ₈ "	24"
							N.A.	18 ¹⁵ / ₁₆ "–24"



Cabinet—Hinged Left

Low-Pressure Laminate Case with High-Pressure Laminate Headset

41 ³ / ₄ "	N.A.	12"	N.A.	CRWDL			\$1394	\$1433
47 ¹⁵ / ₁₆ "	41 ¹³ / ₁₆ "–47 ¹⁵ / ₁₆ "	12"	N.A.	CRWDL			\$1433	\$1470
54 ¹ / ₈ "	48"–54 ¹ / ₈ "	12"	N.A.	CRWDL			\$1470	\$1509
66 ¹ / ₂ "	54 ³ / ₁₆ "–66 ¹ / ₂ "	12"	N.A.	CRWDL			\$1509	\$1549
72"	66 ⁹ / ₁₆ "–72"	12"	N.A.	CRWDL			\$1549	\$1588
78"	72 ¹ / ₁₆ "–78"	12"	N.A.	CRWDL			\$1588	\$1626
84"	78 ¹ / ₁₆ "–84"	12"	N.A.	CRWDL			\$1588	\$1626
41 ³ / ₄ "	N.A.	24"	12 ¹ / ₁₆ "–24"	CRWDL			\$1509	\$1548
47 ¹⁵ / ₁₆ "	41 ¹³ / ₁₆ "–47 ¹⁵ / ₁₆ "	24"	12 ¹ / ₁₆ "–24"	CRWDL			\$1548	\$1588
54 ¹ / ₈ "	48"–54 ¹ / ₈ "	24"	12 ¹ / ₁₆ "–24"	CRWDL			\$1588	\$1626
66 ¹ / ₂ "	54 ³ / ₁₆ "–66 ¹ / ₂ "	24"	12 ¹ / ₁₆ "–24"	CRWDL			\$1626	\$1665
72"	66 ⁹ / ₁₆ "–72"	24"	12 ¹ / ₁₆ "–24"	CRWDL			\$1665	\$1702
78"	72 ¹ / ₁₆ "–78"	24"	12 ¹ / ₁₆ "–24"	CRWDL			\$1702	\$1741
84"	78 ¹ / ₁₆ "–84"	24"	12 ¹ / ₁₆ "–24"	CRWDL			\$1702	\$1741

► Specification Information, continued on next page



For Canadian Pricing

Multiply U.S. Price by the Canadian price factor.

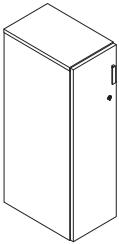
► See page 1 for details.

Cabinets, continued

► Specification Information, continued from previous page

Specification Information

Modular Height	Parametric Height	Modular Width	Parametric Width	Style Number	Modular Depth Parametric Depth	U.S. Base Prices	
						18 ⁷ / ₈ "	24"
						N.A.	18 ¹⁵ / ₁₆ "-24"



Cabinet—Hinged Left

High-Pressure Laminate Case with Headset

41 ³ / ₄ "	N.A.	12"	N.A.	CRWDL		\$1570	\$1614
47 ¹⁵ / ₁₆ "	41 ¹³ / ₁₆ "-47 ¹⁵ / ₁₆ "	12"	N.A.	CRWDL		\$1614	\$1656
54 ¹ / ₈ "	48"-54 ¹ / ₈ "	12"	N.A.	CRWDL		\$1656	\$1700
66 ¹ / ₂ "	54 ³ / ₁₆ "-66 ¹ / ₂ "	12"	N.A.	CRWDL		\$1700	\$1745
72"	66 ⁹ / ₁₆ "-72"	12"	N.A.	CRWDL		\$1745	\$1790
78"	72 ¹ / ₁₆ "-78"	12"	N.A.	CRWDL		\$1790	\$1832
84"	78 ¹ / ₁₆ "-84"	12"	N.A.	CRWDL		\$1790	\$1832
41 ³ / ₄ "	N.A.	24"	12 ¹ / ₁₆ "-24"	CRWDL		\$1700	\$1744
47 ¹⁵ / ₁₆ "	41 ¹³ / ₁₆ "-47 ¹⁵ / ₁₆ "	24"	12 ¹ / ₁₆ "-24"	CRWDL		\$1744	\$1790
54 ¹ / ₈ "	48"-54 ¹ / ₈ "	24"	12 ¹ / ₁₆ "-24"	CRWDL		\$1790	\$1832
66 ¹ / ₂ "	54 ³ / ₁₆ "-66 ¹ / ₂ "	24"	12 ¹ / ₁₆ "-24"	CRWDL		\$1832	\$1876
72"	66 ⁹ / ₁₆ "-72"	24"	12 ¹ / ₁₆ "-24"	CRWDL		\$1876	\$1917
78"	72 ¹ / ₁₆ "-78"	24"	12 ¹ / ₁₆ "-24"	CRWDL		\$1917	\$1961
84"	78 ¹ / ₁₆ "-84"	24"	12 ¹ / ₁₆ "-24"	CRWDL		\$1917	\$1961

► Specification Information, continued on next page



For Canadian Pricing

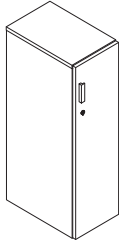
Multiply U.S. Price by the Canadian price factor.

► See page 1 for details.

► Specification Information, continued from previous page

Specification Information

Modular Height	Parametric Height	Modular Width	Parametric Width	Style Number	Modular Depth Parametric Depth	U.S. Base Prices	
						18 ⁷ / ₈ "	24"
						N.A.	18 ¹⁵ / ₁₆ "-24"



Cabinet—Hinged Right

Low-Pressure Laminate Case with Headset

41 ³ / ₄ "	N.A.	12"	N.A.	CRWDR		\$1336	\$1373
47 ¹⁵ / ₁₆ "	41 ¹³ / ₁₆ "-47 ¹⁵ / ₁₆ "	12"	N.A.	CRWDR		\$1373	\$1409
54 ¹ / ₈ "	48"-54 ¹ / ₈ "	12"	N.A.	CRWDR		\$1409	\$1446
66 ¹ / ₂ "	54 ³ / ₁₆ "-66 ¹ / ₂ "	12"	N.A.	CRWDR		\$1446	\$1484
72"	66 ⁹ / ₁₆ "-72"	12"	N.A.	CRWDR		\$1484	\$1520
78"	72 ¹ / ₁₆ "-78"	12"	N.A.	CRWDR		\$1520	\$1557
84"	78 ¹ / ₁₆ "-84"	12"	N.A.	CRWDR		\$1520	\$1557
41 ³ / ₄ "	N.A.	24"	12 ¹ / ₁₆ "-24"	CRWDR		\$1446	\$1483
47 ¹⁵ / ₁₆ "	41 ¹³ / ₁₆ "-47 ¹⁵ / ₁₆ "	24"	12 ¹ / ₁₆ "-24"	CRWDR		\$1483	\$1520
54 ¹ / ₈ "	48"-54 ¹ / ₈ "	24"	12 ¹ / ₁₆ "-24"	CRWDR		\$1520	\$1557
66 ¹ / ₂ "	54 ³ / ₁₆ "-66 ¹ / ₂ "	24"	12 ¹ / ₁₆ "-24"	CRWDR		\$1557	\$1594
72"	66 ⁹ / ₁₆ "-72"	24"	12 ¹ / ₁₆ "-24"	CRWDR		\$1594	\$1630
78"	72 ¹ / ₁₆ "-78"	24"	12 ¹ / ₁₆ "-24"	CRWDR		\$1630	\$1667
84"	78 ¹ / ₁₆ "-84"	24"	12 ¹ / ₁₆ "-24"	CRWDR		\$1630	\$1667

► Specification Information, continued on next page



For Canadian Pricing

Multiply U.S. Price by the Canadian price factor.

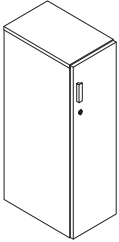
► See page 1 for details.

Cabinets, continued

► **Specification Information, continued from previous page**

Specification Information

Modular Height	Parametric Height	Modular Width	Parametric Width	Style Number	Modular Depth Parametric Depth	U.S. Base Prices	
						18 ⁷ / ₈ "	24"
						N.A.	18 ¹⁵ / ₁₆ "-24"



Cabinet—Hinged Right

Low-Pressure Laminate Case with High-Pressure Laminate Headset

41 ³ / ₄ "	N.A.	12"	N.A.	CRWDR		\$1394	\$1433
47 ¹⁵ / ₁₆ "	41 ¹³ / ₁₆ "-47 ¹⁵ / ₁₆ "	12"	N.A.	CRWDR		\$1433	\$1470
54 ¹ / ₈ "	48"-54 ¹ / ₈ "	12"	N.A.	CRWDR		\$1470	\$1509
66 ¹ / ₂ "	54 ³ / ₁₆ "-66 ¹ / ₂ "	12"	N.A.	CRWDR		\$1509	\$1549
72"	66 ⁹ / ₁₆ "-72"	12"	N.A.	CRWDR		\$1549	\$1588
78"	72 ¹ / ₁₆ "-78"	12"	N.A.	CRWDR		\$1588	\$1626
84"	78 ¹ / ₁₆ "-84"	12"	N.A.	CRWDR		\$1588	\$1626
41 ³ / ₄ "	N.A.	24"	12 ¹ / ₁₆ "-24"	CRWDR		\$1509	\$1548
47 ¹⁵ / ₁₆ "	41 ¹³ / ₁₆ "-47 ¹⁵ / ₁₆ "	24"	12 ¹ / ₁₆ "-24"	CRWDR		\$1548	\$1588
54 ¹ / ₈ "	48"-54 ¹ / ₈ "	24"	12 ¹ / ₁₆ "-24"	CRWDR		\$1588	\$1626
66 ¹ / ₂ "	54 ³ / ₁₆ "-66 ¹ / ₂ "	24"	12 ¹ / ₁₆ "-24"	CRWDR		\$1626	\$1665
72"	66 ⁹ / ₁₆ "-72"	24"	12 ¹ / ₁₆ "-24"	CRWDR		\$1665	\$1702
78"	72 ¹ / ₁₆ "-78"	24"	12 ¹ / ₁₆ "-24"	CRWDR		\$1702	\$1741
84"	78 ¹ / ₁₆ "-84"	24"	12 ¹ / ₁₆ "-24"	CRWDR		\$1702	\$1741

► **Specification Information, continued on next page**



For Canadian Pricing

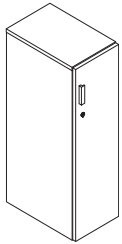
Multiply U.S. Price by the Canadian price factor.

► See page 1 for details.

► Specification Information, continued from previous page

Specification Information

Modular Height	Parametric Height	Modular Width	Parametric Width	Style Number	Modular Depth Parametric Depth	U.S. Base Prices	
						18 ⁷ / ₈ "	24"
						N.A.	18 ¹⁵ / ₁₆ "-24"



Cabinet—Hinged Right

High-Pressure Laminate Case with Headset

41 ³ / ₄ "	N.A.	12"	N.A.	CRWDR		\$1570	\$1614
47 ¹⁵ / ₁₆ "	41 ¹³ / ₁₆ "-47 ¹⁵ / ₁₆ "	12"	N.A.	CRWDR		\$1614	\$1656
54 ¹ / ₈ "	48"-54 ¹ / ₈ "	12"	N.A.	CRWDR		\$1656	\$1700
66 ¹ / ₂ "	54 ³ / ₁₆ "-66 ¹ / ₂ "	12"	N.A.	CRWDR		\$1700	\$1745
72"	66 ⁹ / ₁₆ "-72"	12"	N.A.	CRWDR		\$1745	\$1790
78"	72 ¹ / ₁₆ "-78"	12"	N.A.	CRWDR		\$1790	\$1832
84"	78 ¹ / ₁₆ "-84"	12"	N.A.	CRWDR		\$1790	\$1832
41 ³ / ₄ "	N.A.	24"	12 ¹ / ₁₆ "-24"	CRWDR		\$1700	\$1744
47 ¹⁵ / ₁₆ "	41 ¹³ / ₁₆ "-47 ¹⁵ / ₁₆ "	24"	12 ¹ / ₁₆ "-24"	CRWDR		\$1744	\$1790
54 ¹ / ₈ "	48"-54 ¹ / ₈ "	24"	12 ¹ / ₁₆ "-24"	CRWDR		\$1790	\$1832
66 ¹ / ₂ "	54 ³ / ₁₆ "-66 ¹ / ₂ "	24"	12 ¹ / ₁₆ "-24"	CRWDR		\$1832	\$1876
72"	66 ⁹ / ₁₆ "-72"	24"	12 ¹ / ₁₆ "-24"	CRWDR		\$1876	\$1917
78"	72 ¹ / ₁₆ "-78"	24"	12 ¹ / ₁₆ "-24"	CRWDR		\$1917	\$1961
84"	78 ¹ / ₁₆ "-84"	24"	12 ¹ / ₁₆ "-24"	CRWDR		\$1917	\$1961
:	:	:	:	:	:	:	:

**For Canadian Pricing**

Multiply U.S. Price by the Canadian price factor.

► See page 1 for details.



Understanding Slim Leg HAD



Statement of Line **280**



Product Details

Slim Leg HAD **281**

Application Topics

Dimensions **288**

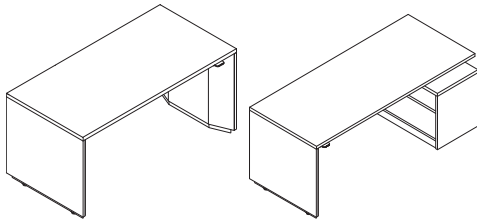
Weight Limit Chart **292**

Power and Cable Management **294**

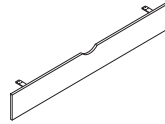
Routing the Slim Leg HAD Power Strip Cord **296**

Statement of Line

Slim Leg HAD



Understanding
 ▶ Page 281
 Specifying
 ▶ Pages 302–306



Specifying
 ▶ Page 310

Slim Leg HAD

	60"W	66"W	72"W	78"W	84"W
28"D	●	●	●	●	●
29"D	●	●	●	●	●
30"D	●	●	●	●	●
34"D	●	●	●	●	●
35"D	●	●	●	●	●
36"D	●	●	●	●	●

*Tip: Widths are specifiable in 1/16" increments.
 Tip: 24" depths are available through specials.*

Slim Leg HAD—Modesty Panel

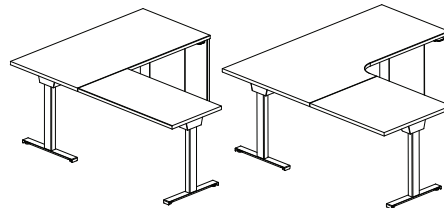
	60"W	66"W	72"W	78"W	84"W
9"D	●	●	●	●	●
10"D	●	●	●	●	●
11"D	●	●	●	●	●
12"D	●	●	●	●	●
13"D	●	●	●	●	●
14"D	●	●	●	●	●
15"D	●	●	●	●	●
16"D	●	●	●	●	●
17"D	●	●	●	●	●
18"D	●	●	●	●	●

Tip: Modesty panel height should be specified in 1" increments between 9" and 18".

Tip: Modesty panel width is driven by the worksurface width.



Understanding
 ▶ Page 284
 Specifying
 ▶ Page 312



Understanding
 ▶ Page 282
 Specifying
 ▶ Page 314

Slim Leg HAD—Vertical Cable Manager

Depth	2 ³ / ₄ "
Width	1 ¹ / ₈ "
Height	24 ¹ / ₈ "
Flange	1 ³ / ₁₆ "

Slim Leg HAD—Corners

	Left-Width	Right-Width	Depth	Return-Depth
	72"W	72"W	30"D	24"D
90° Corner, 3 Shroud	●	●	●	●
90° Corner, 2 Shroud	●	●	●	●
90° Corner, 1 Shroud	●	●	●	●
Radius, 3 Shroud	●	●	●	●
Radius, 2 Shroud	●	●	●	●
Radius, 1 Shroud	●	●	●	●

Tip: Available in up to 84"W x 84"D through specials.

Tip: Return depths of as low as 22" and as high as 30" are allowed on the return worksurface through specials.

Tip: Slim Leg HAD corners shown above are 1 shroud.

Slim Leg HAD

Freestanding

Slim Leg HAD

Slim Leg HAD

Height-adjustable desks support single users. They allow users to quickly and effortlessly raise and lower their desks between seated and standing positions.

Lifting column is activated by a central control box for synchronization. Columns are precision balanced to minimize surface vibrations.
Tip: The control box power cord is not to be installed inside the shroud.

Desk surface is 1 1/8" thick and is available only with a square profile. The user and guest edge have a 3 mm edge band.

There is a 2" gap between the floor and the bottom of the end panel waterfall. As well as a 5/8" gap between the floor and bottom of the shroud.

The cable tray is metal. The width is driven from the worksurface plan width. There is a 1/2" gap between the bottom of the surface and the top of the cable tray.
▶ See page 289

A modesty panel is available as an option or as a separate style. The modesty width is driven by the worksurface width and is available in 1" parametric heights from 9" to 18".

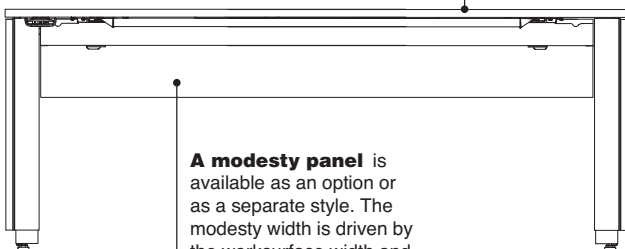
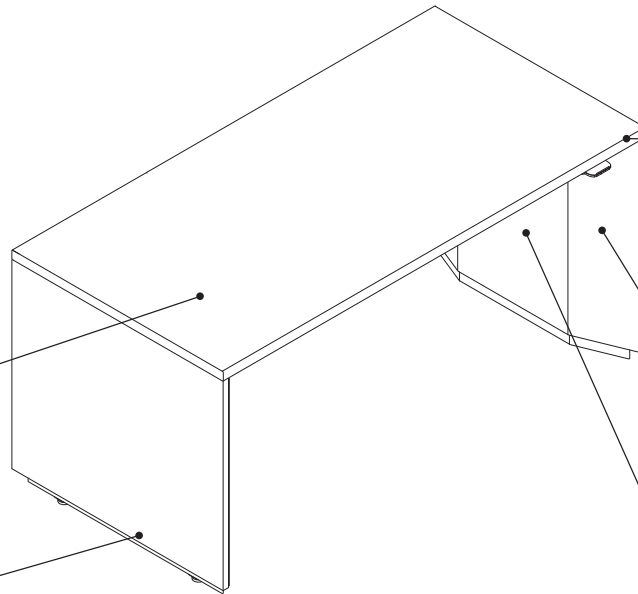
Active touch controller is Bluetooth-enabled and includes digital display, two preset buttons, double-tap automatic drive, and active motion posture reminders.
Tip: Active touch controller is standard.

Tip: Steelcase rise mobile app is available that pairs with any active touch controller to support preferences, presets, and activity tracking.

Base supports a maximum distributed weight capacity of 295 pounds. For further information on weight limits, see Weight Limit Chart on page 292.

Height-adjustable base adjusts from 28 1/8"H to 47 13/16"H in any increment.

Shrouds include glides and conceal columns. Two glides per shroud are provided and have varying adjustment ranges per product. **SLHAD1S** adjusts 1/2" whereas **SLHAD2S** adjusts 1".



Slim Leg HAD

Corners

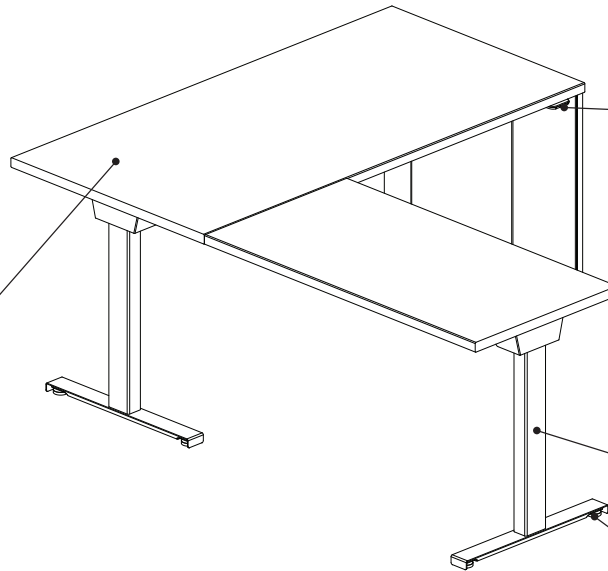
Height-adjustable desks support single users. They allow users to quickly and effortlessly raise and lower their desks between seated and standing positions.

Lifting column is activated by a central control box for synchronization. Columns are precision balanced to minimize surface vibrations.

Tip: The control box power cord is not to be installed inside the shroud.

Modesty panel is available as an option on the worksurface. When specified for 1 shroud units, it comes in a partial width and only on the main worksurface.

Desk surface is 1¹/₈" thick and is available only with a square profile. The user and guest edge have a 3 mm edge band.

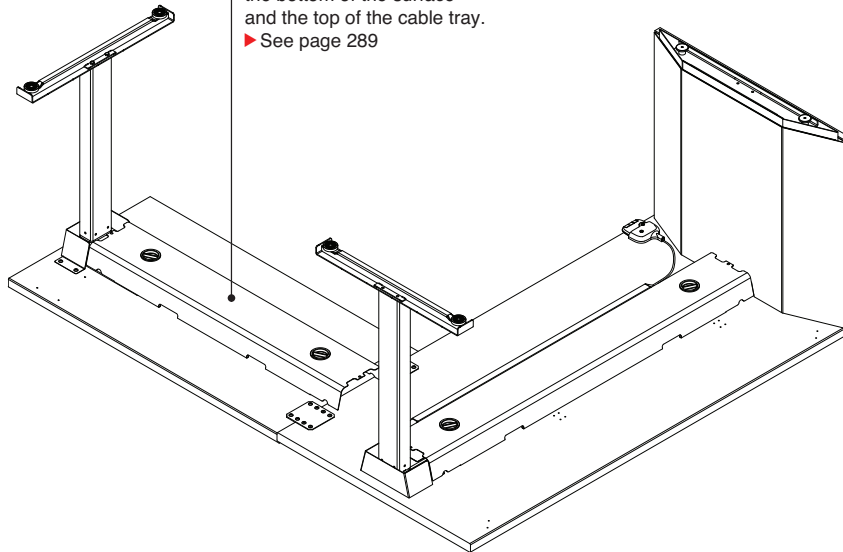


Active touch controller is Bluetooth-enabled and includes digital display, two preset buttons, double-tap automatic drive, and active motion posture reminders. *Tip: Active touch controller is standard.*

Tip: Steelcase rise mobile app is available that pairs with any active touch controller to support preferences, presets, and activity tracking.

Height-adjustable base adjusts from 28¹/₈"H to 47¹³/₁₆"H in any increment.

The cable tray is metal. The width is driven from the worksurface plan width. There is a 1/2" gap between the bottom of the surface and the top of the cable tray. **▶ See page 289**



Shrouds include glides and conceal columns. Two glides per shroud are provided.

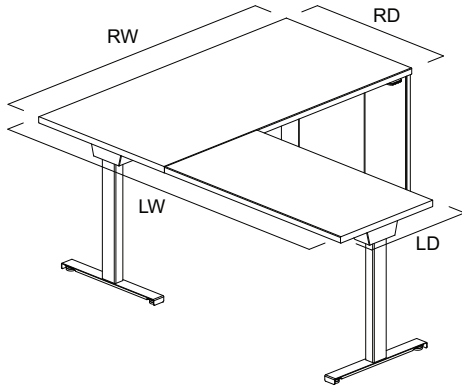
There is a 2" gap between the floor and the bottom of the end panel waterfall, as well as a 5/8" gap between the floor and bottom of the shroud.

No integrated storage is available as standard.

Dimensions

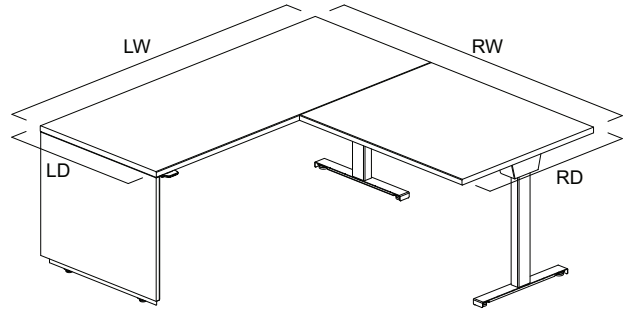
Slim Leg HAD Corners

90°—Left Hand (SLH1SLHCNR90)



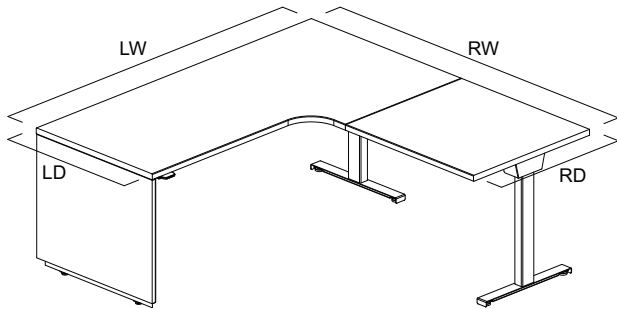
Tip: 1, 2, and 3- shroud options have the same top dimensions. 1 shroud is shown.

90°—Right Hand (SLH1SRHCNR90)



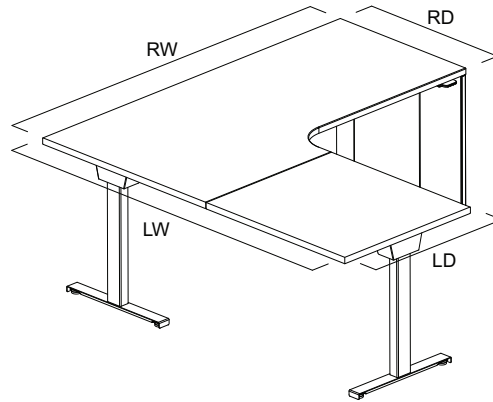
Tip: 1, 2, and 3- shroud options have the same top dimensions. 1 shroud is shown.

Radius—Left Hand (SLH1SLHCNRR)



Tip: 1, 2, and 3- shroud options have the same top dimensions. 1 shroud is shown.

Radius—Right Hand (SLH1SRHCNRR)

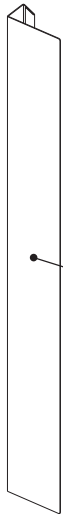
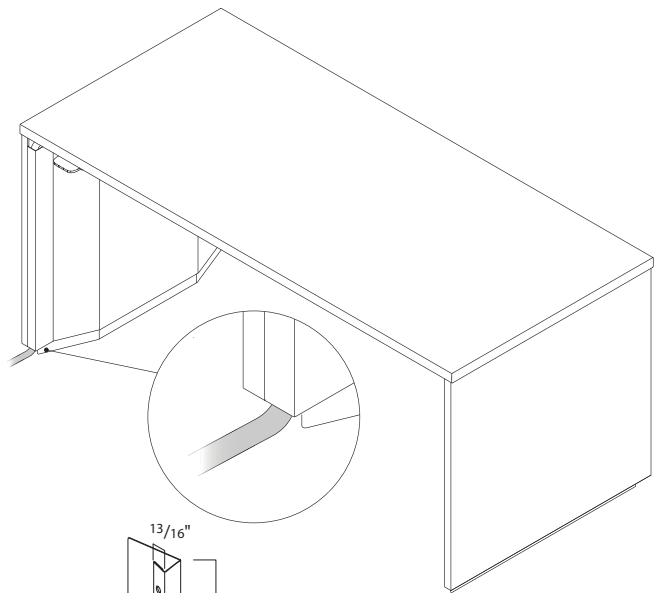
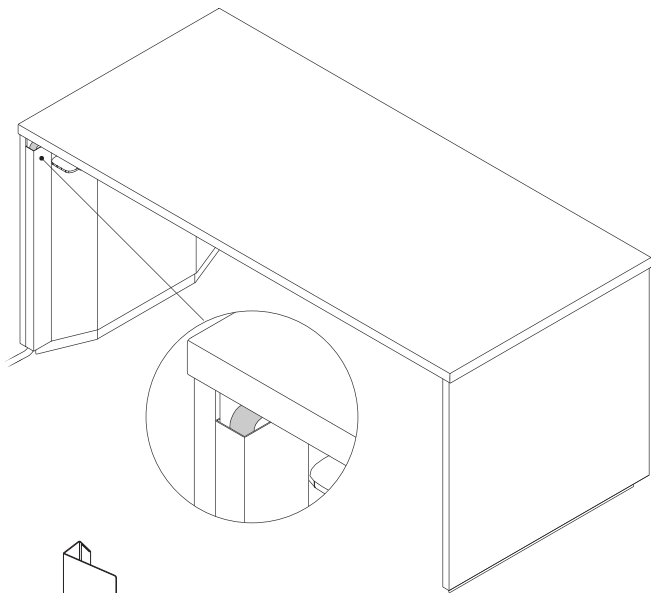


Tip: 1, 2, and 3- shroud options have the same top dimensions. 1 shroud is shown.

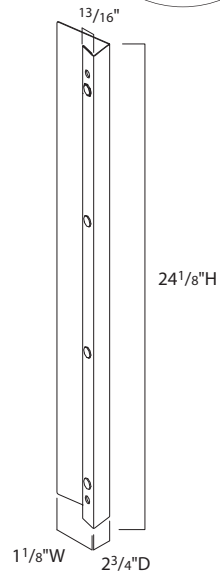
Actual Dimensions				
Style Number	LW	RW	LD	RD
SLH1SLHCNR90	72"	72"	24"	30"
SLH1SLHCNRR	72"	72"	24"	30"
SLH1SRHCNR90	72"	72"	30"	24"
SLH1SRHCNRR	72"	72"	30"	24"

Slim Leg HAD

Vertical Cable Manager



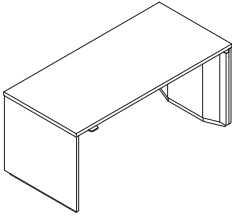
Slim Leg HAD power cord cannot be routed through the shroud. To cleanly conceal the power cord, utilize the vertical cable manager.



Actual Dimensions

Depth	2 ³ / ₄ "
Width	1 ¹ / ₈ "
Height	24 ¹ / ₈ "
Flange	1 ³ / ₁₆ "

Product Details



The Slim Leg HAD magnetic vertical cable manager may be specified as an option on **SLHAD2S** or as a separate style number.



Four magnets secure the vertical cable manager to the metal shroud.

Refrain from sliding the vertical cable manager against the shroud. Sliding the vertical cable manager may cause scuffing to the metal shroud.

Surface Materials

Cable Cover

- Paint

Tip: It is recommended to match the vertical cable manager to the shroud finish color.

Slim Leg HAD

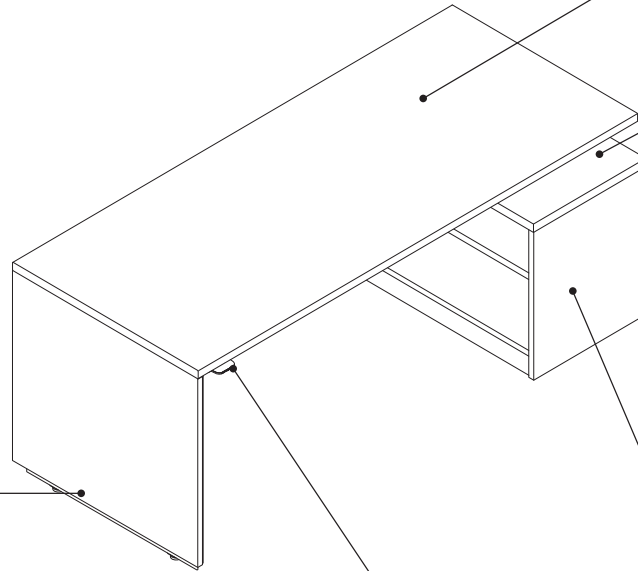
Integrated Storage

Height-adjustable desks support single users. They allow users to quickly and effortlessly raise and lower their desks between seated and standing positions.

Lifting column is activated by a central control box for synchronization. Columns are precision balanced to minimize surface vibrations.

Tip: The control box power cord is not to be installed inside the shroud.

There is a 2" gap between the floor and the bottom of the end panel waterfall. As well as a $\frac{5}{8}$ " gap between the floor and bottom of the shroud.



Desk surface is $1\frac{1}{8}$ " thick and is available only with a square profile. The user and guest edge have a 3 mm edge band.

Integrated Slim Leg HAD provides a standard 1" pinch point on the storage side of the surface. A 2" pinch point may be specified when nesting the application against a wall with a tack-board or other panel.

See Currency specification pages for integrated storage style numbers. Styles shown: **CRHAD15H** and **CRHADCT**.

Tip: Integrated storage is not supported in standard offering for Slim Leg HAD corners.

For integration with Elective Elements, please submit a special quote using styles shown: **E6PDHAD** and **E6WSHAD**.

The depth of the integrated storage must be $18\frac{7}{8}$ ".


Active touch controller is Bluetooth-enabled and includes digital display, two preset buttons, double-tap automatic drive, and active motion posture reminders.
Tip: Active touch controller is standard.

Tip: Steelcase rise mobile app is available that pairs with any active touch controller to support preferences, presets, and activity tracking.

Base supports a maximum distributed weight capacity of 295 pounds. For further information on weight limits, see Weight Limit Chart on page 292.

Height-adjustable base adjusts from $28\frac{1}{8}$ "H to $47\frac{13}{16}$ "H in any increment.

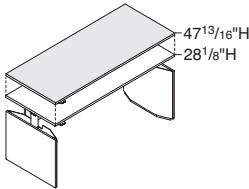
A modesty panel is available as an option or as a separate style. The modesty width is driven by the worksurface width and is available in 1" parametric heights from 9" to 18".



The cable tray is metal. The width is driven from the worksurface plan width. There is a $\frac{1}{2}$ " gap between the bottom of the surface and the top of the cable tray.
▶ See page 289

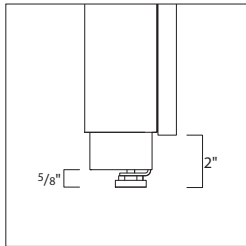
Product Details

Wood Veneer, Low-Pressure Laminate, or High-Pressure Laminate Desks



Height-adjustable desks adjust 28 1/8" H to 47 13/16" H in any increment.

End panels connect to the outside of the metal shrouds. To remove the end panel(s), lift up and slide to the right. ▶ See assembly directions for further information.



End panels provide a gap of 50 mm (2") between the bottom of the end panel and the floor.

Wiring and Cabling

Low surge electric motor with whisper quiet operation adjusts at 1 1/2" per second. Motor is 120 VAC +/- 10% and includes a 10' power cord (9 foot for Illinois). Motor also has 0.1W standby power. The motor is rated for 300 watts (2.5 amps at 120V).

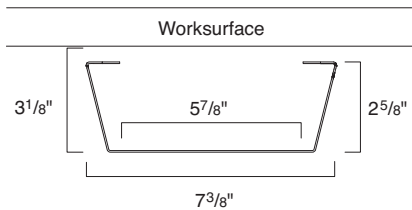
Tip: Travel speed does not slow. Collision detection is included as standard.

Soft stop DC motor eliminates abrupt stops and starts and is housed inside the lifting column. Max decibels: 55dB.

Built-in limiter switch is standard.

The control box power cord and other wires are not able to be routed through the interior of the shroud. The only power cable permitted to pass through the shroud is the cord from the Slim Leg HAD power distribution unit. The shroud cannot be placed directly over a power outlet.

Cable tray side view



A cable tray is provided to manage excess base controller wires and cables from surface electronics. Please see dimension page for cable tray measurements.

The cable tray has two molded attachment knobs that allow the installer to lower the cable tray so cables may be secured inside. Once cables are secure, the cable tray can be lifted and secured back into place by a quarter turn of the knobs.

Grain Direction

Worksurface grain directions default to long grain. Short grain laminate is only available on max 60"W surfaces. End panel grain direction defaults to vertical. Horizontal grain direction is available as an option.

Return grain directions must be selected. Short grain laminate is only available on max 60"W surfaces. End panel grain direction defaults to vertical. Horizontal grain direction is available as an option.

Controllers

Both active touch and simple touch controllers are available on Slim Leg HAD. Active touch is the default.

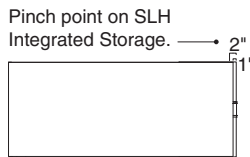
Active touch controller is Bluetooth-enabled and is standard and includes digital display, two preset buttons, double-tap automatic drive, and active motion posture reminders. *Tip: Steelcase rise mobile app is available that pairs with any active touch controller to support preferences, presets, and activity tracking.*

Simple touch controller is available as an option and easily adjusts height of desk at a rate of 1 1/2" per second, by lifting or pressing down on the controller.

Integrated Storage

Slim Leg HAD with integrated storage blends with Currency One-High and 1.5-High storage elements.

Blending Slim Leg HAD with Elective Elements storage elements must be specified through a special quote request.



The integrated storage Slim Leg HAD provides a 1" pinch point on the top surface side closest to the storage. If specifying the storage and HAD next to a tackboard, dry erase board, or other panel, a 2" pinch point may be specified as standard.

Surface Materials

Desk top surface

- Low-Pressure Laminate, High-Pressure Laminate, and veneer are available.
- Laminate with 3 mm edge profile on guest and user side. 1 mm plastic edge band for the sides.
- Veneer with 3 mm veneer profile on guest and user side. 0.5 mm veneer edge band for the sides.
- Open Line laminate (option)

A program including non-Steelcase laminates which are suitable for use on Steelcase products.

▶ See *Surface Materials Reference Manual*

Height-adjustable base

- 0835 Black
- 4243 Merle
- 4799 Platinum Metallic

Cable tray

• Cable tray default finish is 7360 Merle. *Tip: Additional finishes are available.*

Dimensions

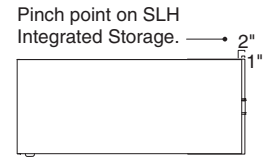
Slim Leg HAD

Slim Leg HAD

Height-Adjustable Desk—Plan Width

Depth	28", 29", 30", 34", 35", 36"
Width	Full width freestanding desk surface = 60", 66", 72", 78", 84"
	Partial width integrated desk surface with 1" pinch point = 60"(59"), 66"(65"), 72"(71"), 78"(77"), 84"(83")
	Partial width integrated desk surface with 2" pinch point = 60"(58"), 66"(64"), 72"(70"), 78"(76"), 84"(82")
Height	28 ¹ / ₈ "–47 ¹³ / ₁₆ "

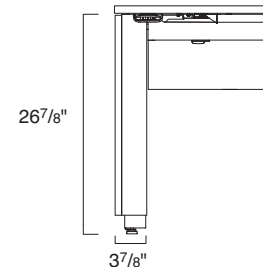
Tip: Worksurface widths are available in parametric sizes by 1/16" increments.



Shroud

Depth	Equals plan depth
Width	3 ⁷ / ₈ "
Height	26 ⁷ / ₈ "

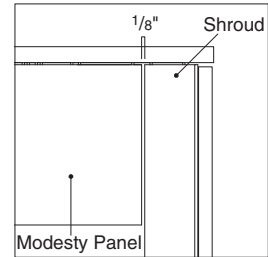
Tip: 26⁷/₈" height is from the bottom of the surface where the shroud attaches to the bottom of the glide.



Hanging Modesty Panel—Inset For Use with Freestanding Slim Leg HAD

Depth	3/4"
Width	See chart on page 291
Height	9", 12", 15", 18"

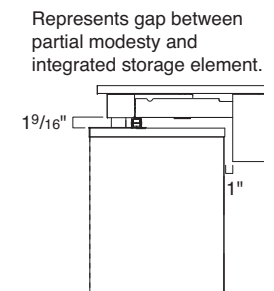
Tip: Heights are available in parametric sizes by 1" increments.



Hanging Modesty Panel—Partial For Use with Integrated Slim Leg HAD

Depth	3/4"
Width	See chart on page 291
Height	9", 12", 15", 18"

Tip: Heights are available in parametric sizes by 1" increments.



Slim Leg HAD

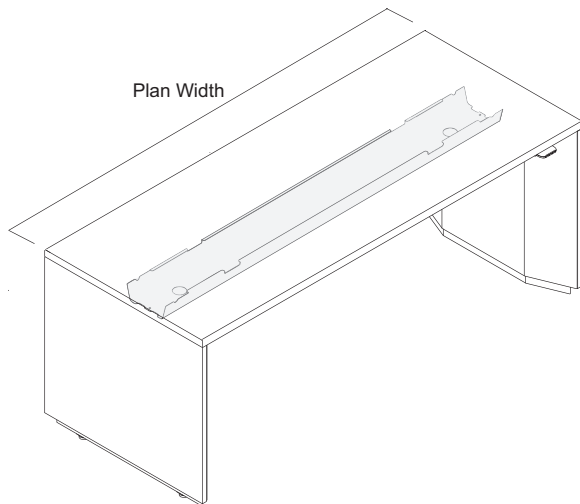
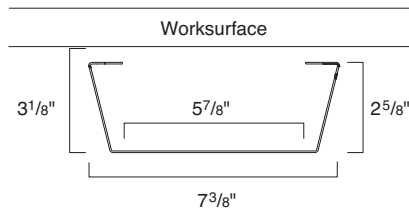
Cable Tray

Depth	See <i>Cable tray side view</i> illustration
Width	See chart below
Height	See <i>Cable tray side view</i> illustration

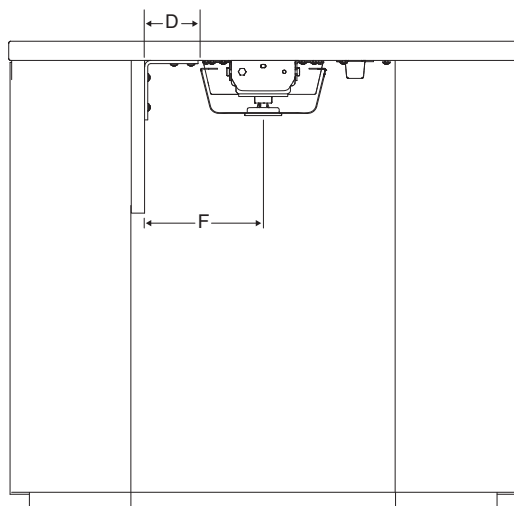
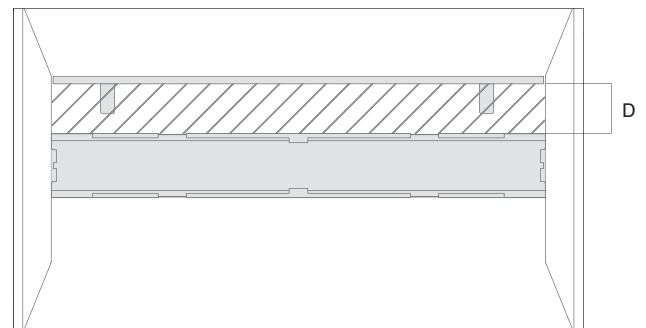
Cable Management Tray Width

Plan Width	Freestanding	Integrated Storage
60"	52"	49 ⁷ / ₈ "
66"	58"	55 ⁷ / ₈ "
72"	64"	61 ⁷ / ₈ "
78"	70"	67 ⁷ / ₈ "
84"	76"	73 ⁷ / ₈ "

Cable tray side view



Top Down View



Plan Depth	F	D
28"	5.99"	2.11"
29"	6.49"	2.81"
30"	6.99"	3.31"
34"	8.99"	5.11"
35"	9.49"	5.81"
36"	9.99"	6.31"

Dimensions, Slim Leg HAD, continued

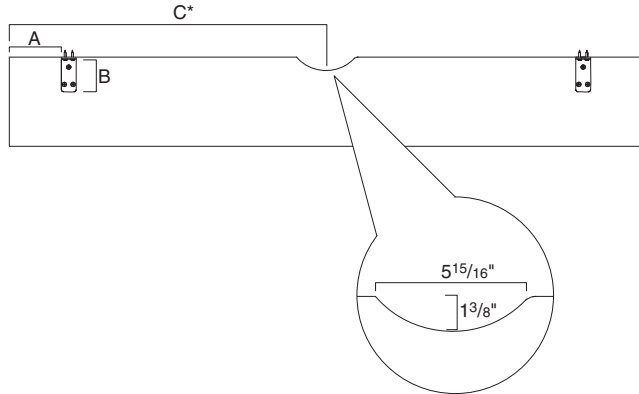
Slim Leg HAD Modesty Panel

Freestanding

Worksurface Plan Width	A	B	C
60"	5 1/4"	3 1/2"	26"
66"	5 1/4"	3 1/2"	29"
72"	5 1/4"	3 1/2"	32"
78"	5 1/4"	3 1/2"	35"
84"	5 1/4"	3 1/2"	38"

Integrated

Worksurface Plan Width	A	B	C
60"	5 1/4"	3 1/2"	18 3/8"
66"	5 1/4"	3 1/2"	21 3/8"
72"	5 1/4"	3 1/2"	24 3/8"
78"	5 1/4"	3 1/2"	27 3/8"
84"	5 1/4"	3 1/2"	30 3/8"



Tip: Scallop dimensions do not change based on modesty panel size.

Dimensions

Slim Leg HAD Knee Space

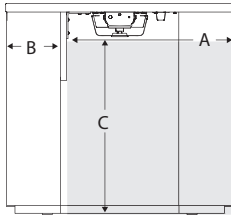
Slim Leg HAD Knee Space

Freestanding and Integrated Slim Leg HAD—full width/partial width top considers seated height of 28¹/₈"

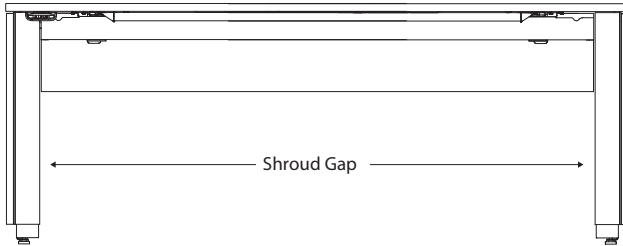
Depth 28", 29", 30", 34", 35", 36"

Knee Space With modesty panel

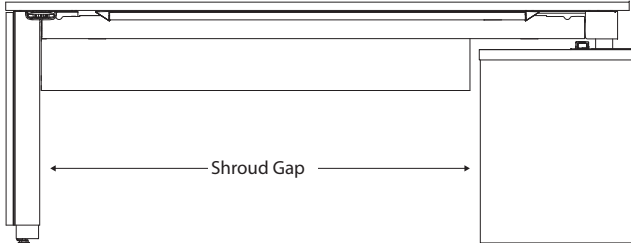
Tip: Dimensions A and B only apply to a surface with a modesty panel. Dimension C is constant with or without a modesty panel.



Plan Depth	A	B	C
28"	20"	7 ¹ / ₄ "	23 ³ / ₄ "
29"	21"	7 ¹ / ₄ "	23 ³ / ₄ "
30"	22"	7 ¹ / ₄ "	23 ³ / ₄ "
34"	26"	7 ¹ / ₄ "	23 ³ / ₄ "
35"	27"	7 ¹ / ₄ "	23 ³ / ₄ "
36"	28"	7 ¹ / ₄ "	23 ³ / ₄ "



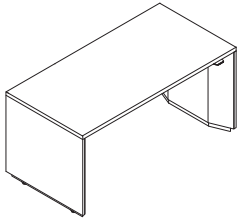
Plan Width	Gap
60"	52 ¹ / ₄ "
66"	58 ¹ / ₄ "
72"	64 ¹ / ₄ "
78"	70 ¹ / ₄ "
84"	76 ¹ / ₄ "



Plan Width	Gap
60"	38 ¹ / ₈ "
66"	44 ¹ / ₈ "
72"	50 ¹ / ₈ "
78"	56 ¹ / ₈ "
84"	62 ¹ / ₈ "

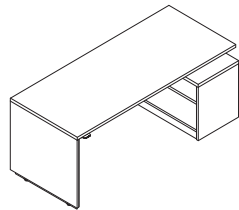
The depth of the integrated storage must be 18⁷/₈".

Weight Limit Chart



Weight Limit by Size and Configuration Chart

Weight Limit Chart, Freestanding	28"D	29"D	30"D	34"D	35"D	36"D
60" Plan Width						
No Hanging Modesty Panel	174 lb	170 lb	166 lb	151 lb	148 lb	144 lb
Inset Hanging Modesty Panel (18")	154 lb	150 lb	147 lb	132 lb	128 lb	124 lb
66" Plan Width						
No Hanging Modesty Panel	168 lb	164 lb	160 lb	145 lb	141 lb	137 lb
Inset Hanging Modesty Panel (18")	146 lb	142 lb	138 lb	123 lb	119 lb	115 lb
72" Plan Width						
No Hanging Modesty Panel	162 lb	158 lb	154 lb	138 lb	134 lb	129 lb
Inset Hanging Modesty Panel (18")	138 lb	134 lb	130 lb	114 lb	110 lb	106 lb
78" Plan Width						
No Hanging Modesty Panel	156 lb	152 lb	148 lb	131 lb	126 lb	122 lb
Inset Hanging Modesty Panel (18")	130 lb	126 lb	122 lb	105 lb	100 lb	96 lb
84" Plan Width						
No Hanging Modesty Panel	150 lb	146 lb	141 lb	124 lb	119 lb	115 lb
Inset Hanging Modesty Panel (18")	122 lb	118 lb	113 lb	96 lb	91 lb	87 lb



Weight Limit Chart, Integrated	28"D	29"D	30"D	34"D	35"D	36"D
60" Plan Width						
No Hanging Modesty Panel	201 lb	198 lb	195 lb	184 lb	181 lb	179 lb
Partial Hanging Modesty Panel (18")	186 lb	184 lb	181 lb	170 lb	167 lb	164 lb
66" Plan Width						
No Hanging Modesty Panel	195 lb	192 lb	189 lb	177 lb	174 lb	171 lb
Partial Hanging Modesty Panel (18")	178 lb	175 lb	173 lb	161 lb	158 lb	155 lb
72" Plan Width						
No Hanging Modesty Panel	189 lb	186 lb	183 lb	170 lb	167 lb	164 lb
Partial Hanging Modesty Panel (18")	170 lb	167 lb	164 lb	152 lb	149 lb	146 lb
78" Plan Width						
No Hanging Modesty Panel	183 lb	180 lb	177 lb	163 lb	160 lb	157 lb
Partial Hanging Modesty Panel (18")	162 lb	159 lb	156 lb	143 lb	140 lb	136 lb
84" Plan Width						
No Hanging Modesty Panel	177 lb	174 lb	170 lb	157 lb	153 lb	150 lb
Partial Hanging Modesty Panel (18")	154 lb	151 lb	148 lb	134 lb	130 lb	127 lb

Weight Limit by Size and Configuration Chart

Weight Limit Chart, Corners

1 Shroud, 90° / Radius

Weight Limit Chart, Corners	Weight Limit	Weight of the Desk
No Hanging Modesty Panel	330 lb	170 lb
Inset Hanging Modesty Panel (18")	324 lb	177 lb

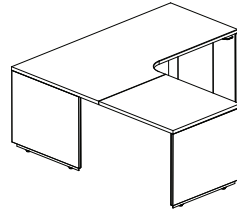
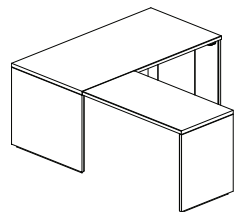
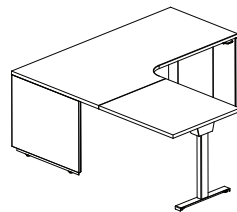
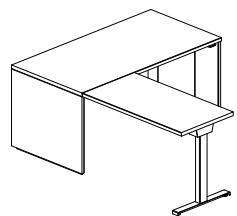
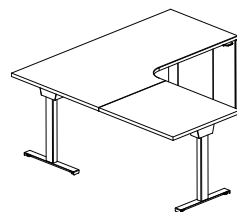
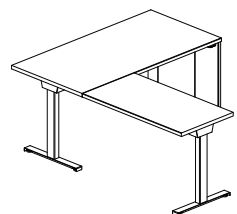
2 Shrouds, 90° / Radius

No Hanging Modesty Panel	305 lb	198 lb
Inset Hanging Modesty Panel (18")	299 lb	205 lb

3 Shrouds, 90° / Radius

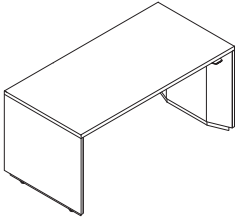
No Hanging Modesty Panel	275 lb	213 lb
Inset Hanging Modesty Panel (18")	269 lb	238 lb

Tip: Weight limit and weight of the desk are subject to change if the standard desk dimensions are modified.

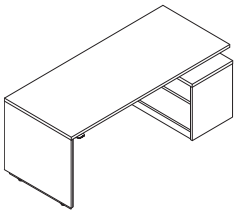


Power and Cable Management

Product Details



Slim Leg HAD offers an option to conceal the power cord through the shroud. The only power cord permitted to pass through the shroud is the cord from the Slim Leg HAD power distribution unit (PDU) that is specified with **SLHAD2S** or **SLHAD1S**. The power distribution cord may be routed through the left or right shroud, and then either the user or visitor side.



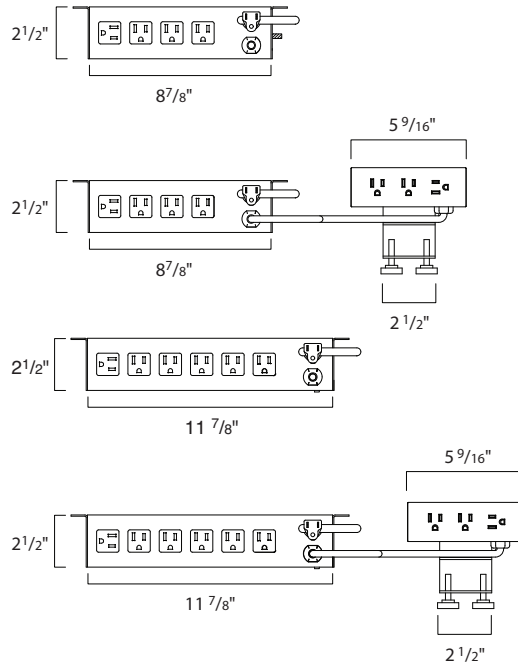
Requirements to conceal the power cord through a shroud include:

- The Slim Leg HAD power option must be selected. A four-outlet or six-outlet configuration is available. Convenience power is also available.
- The Slim Leg HAD PDU cord is the only cable permitted to pass through a shroud. No other power strip cord or HAD power cord is permitted to pass through the shroud.
- The metal shrouds must be grounded to the PDU.
- A data cable is permitted to pass through a shroud and should be secured to the power cord to ensure proper routing through the shroud.

On style number, SLHAD1S, the power cord may be routed through the shroud or the plastic vertebrae that feeds into the storage element.

Slim Leg HAD corners offer the same power options as Slim Leg HAD freestanding.

Under Worksurface Power Distribution Unit (PDU)



The under worksurface power distribution unit installs underneath Slim Leg HAD, and is a black steel box with optional four or six outlets.

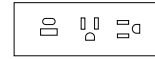
Clamp-on Power Configuration



3 power



1 100W USB-C,
2 power



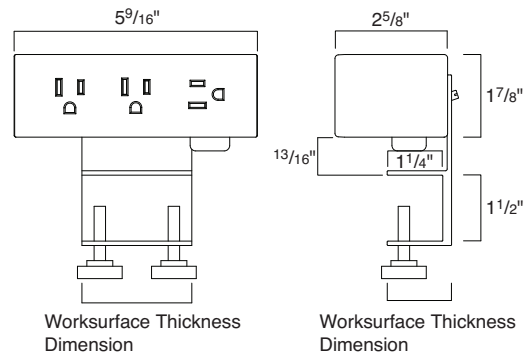
1 USB A+C 20W,
2 power



1 USB A+C 20W, 2 power,
1 USB A+C 20W

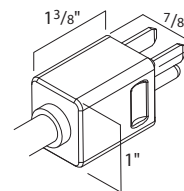
Under worksurface PDU and clamp-on accessory installs below and above the worksurface and has the following optional power configurations:

- 3 power
- 1 100W USB-C, 2 power
- 1 USB A+C 20W, 2 power
- 1 USB A+C 20W, 2 power, 1 USB A+C 20W



C-clamp is designed to accommodate worksurfaces up to 1 1/2" thick.

Standard NEMA 3-Prong Plug



Surface Materials

Utility and clamp-on power standard plastic cord

Price group 1:

- 6000 Black
- 6009 White

Price group 2:

- 6BD1 Aubergine
- 6BD2 Peacock
- 6BD3 Jungle
- 6BD4 Merlot
- 6BD5 Honey
- 6BD6 Lagoon
- 6BD7 Saffron

Utility and clamp-on power braided cord

- 9005 White Braided Cord Cover
- 9007 Sterling Braided Cord
- 9009 Black Braided Cord
- 9011 Seagull Braided Cord
- 9014 Black/White Stripe
- 9015 White Seagull Stripe
- 9016 Black/White Chevron
- 9017 Black/Sterling Chevron

Actual Dimensions

Under Worksurface Power Distribution Unit (PDU)

	4-outlet	6-outlet
Depth	2"	2"
Width	8 ⁷ / ₈ "	11 ⁷ / ₈ "
Height	2 ¹ / ₂ "	2 ¹ / ₂ "

Clamp-on Accessory Power

Depth	2 ⁵ / ₈ "
Width	5 ⁹ / ₁₆ "
Height	1 ⁷ / ₈ "

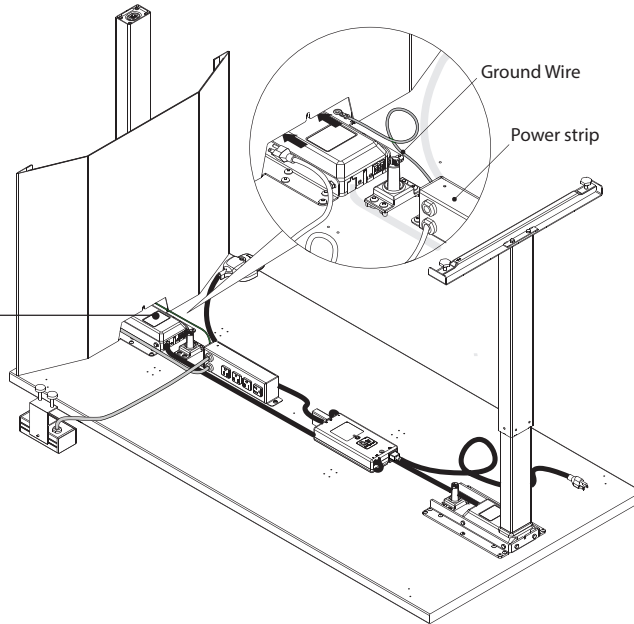
Underwriters Laboratory (UL) Listed. These products have been designed to meet U.S. and Canadian national electrical and energy codes and most local building codes. Local electrical codes vary, so consult with your local authority having jurisdiction as they have final say if the products as installed are compliant with local code.

Certifications include:

- cULus

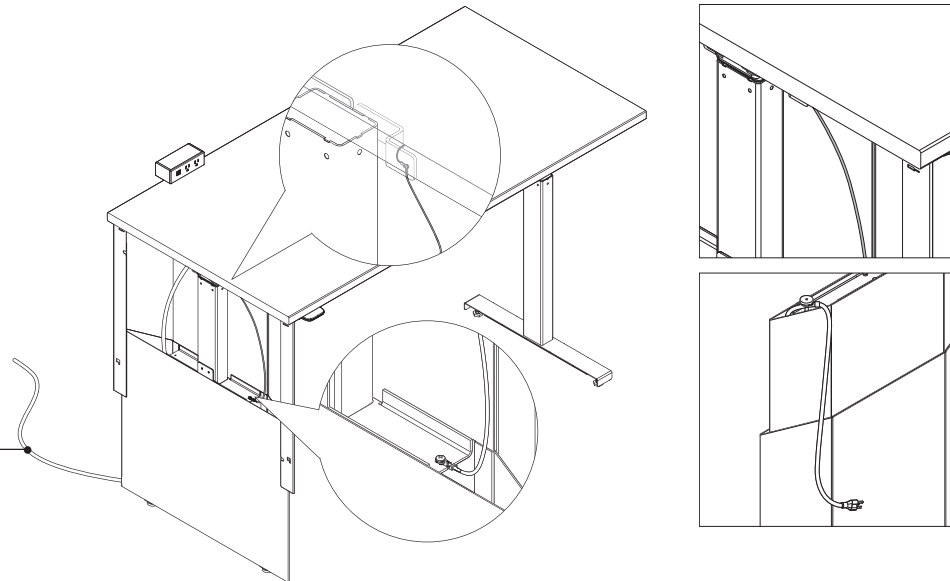
Routing the Slim Leg HAD Power Strip Cord

The following images and statements depict the general process of grounding and routing the PDU power cord. For detailed information, please reference the Slim Leg HAD assembly directions.



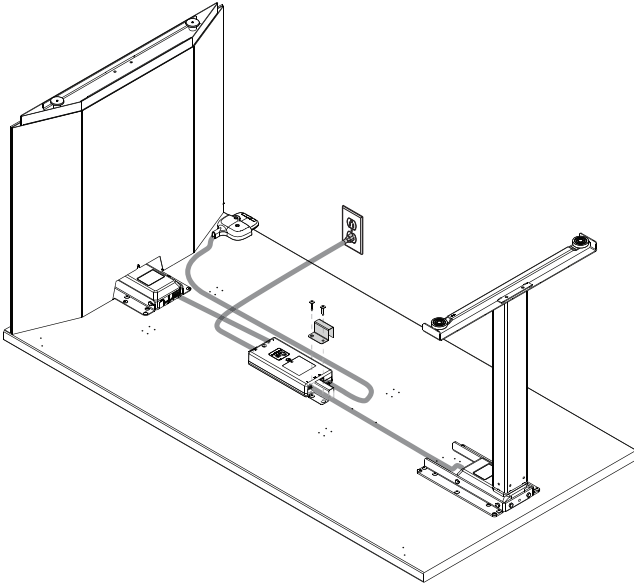
Ground wire that flows from the power strip to the shroud.

A **primary ground wire** connects and earths the upper shroud to the Slim Leg HAD PDU. A secondary ground wire connects and earths the lower shroud back to the Slim Leg HAD PDU. These ground wires run through the leg that routes power and are on the opposite side of the power cord.



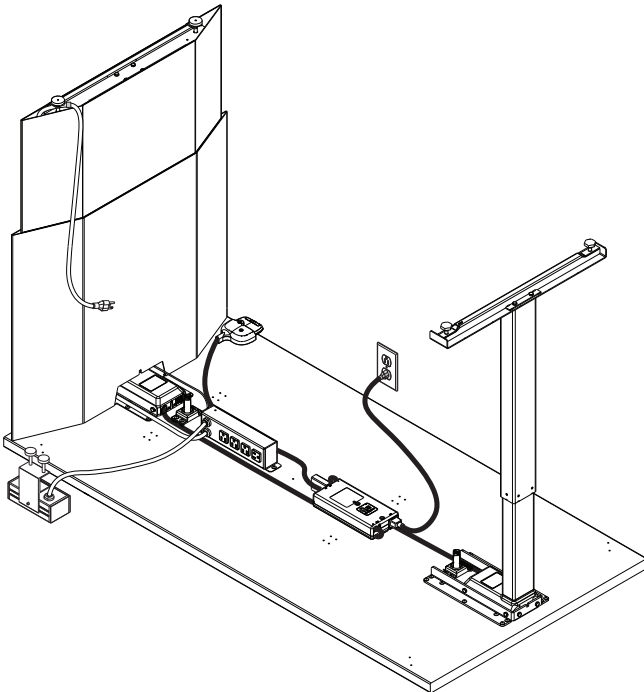
The **Slim Leg HAD PDU power cord** will exit the bottom of the shroud as shown.

Power Schematic Without Concealed Power Capabilities

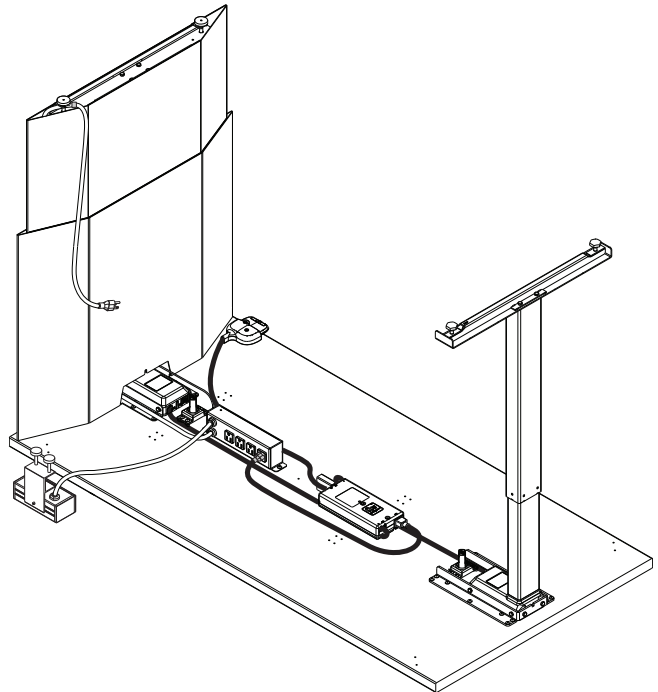


Power Schematic With Concealed Power Capabilities

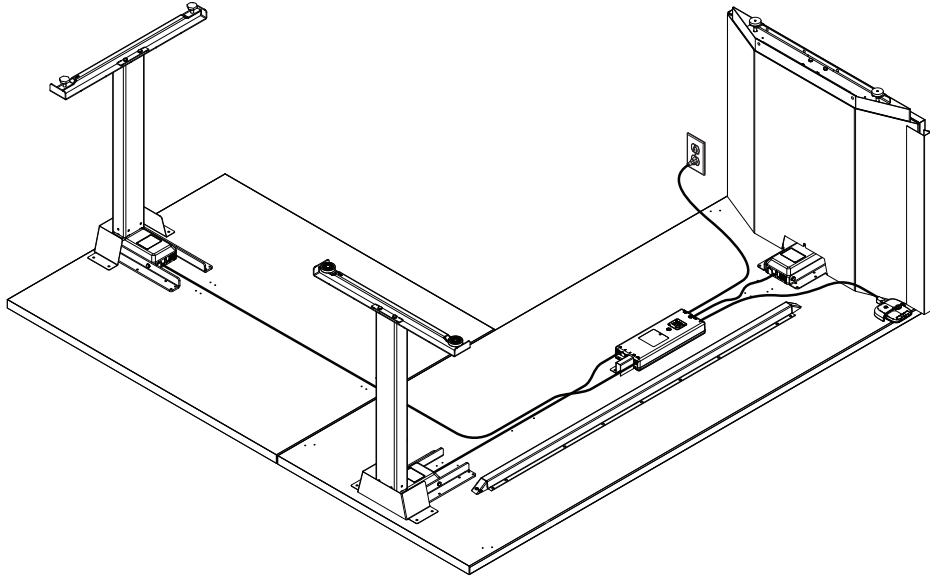
Plugging Slim Leg HAD into Wall Outlet



Plugging Slim Leg HAD into Concealed Power

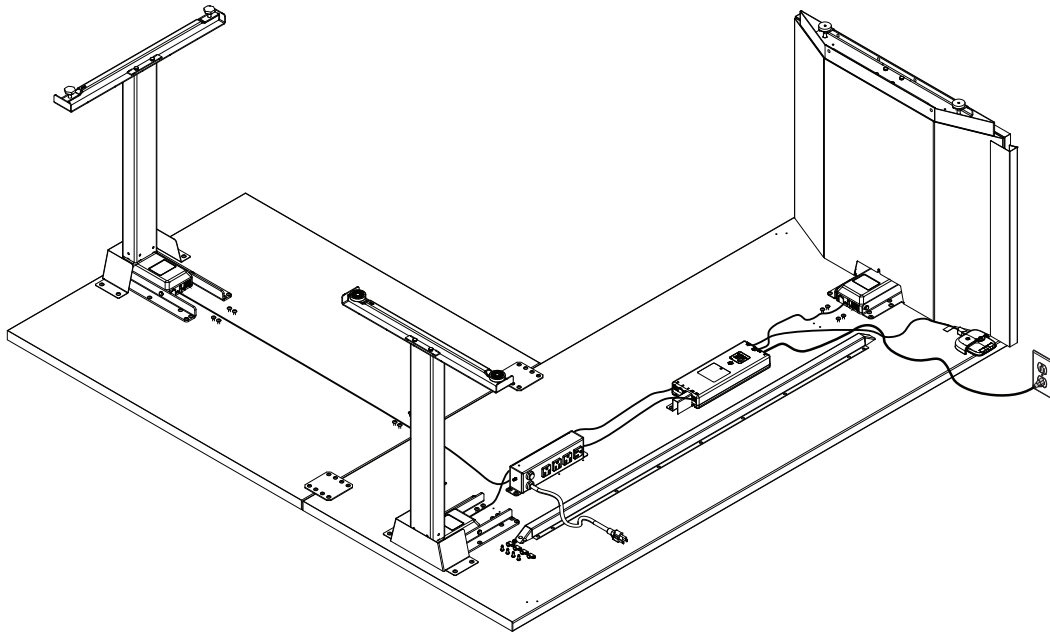


Power Schematic Without Concealed Power Capabilities



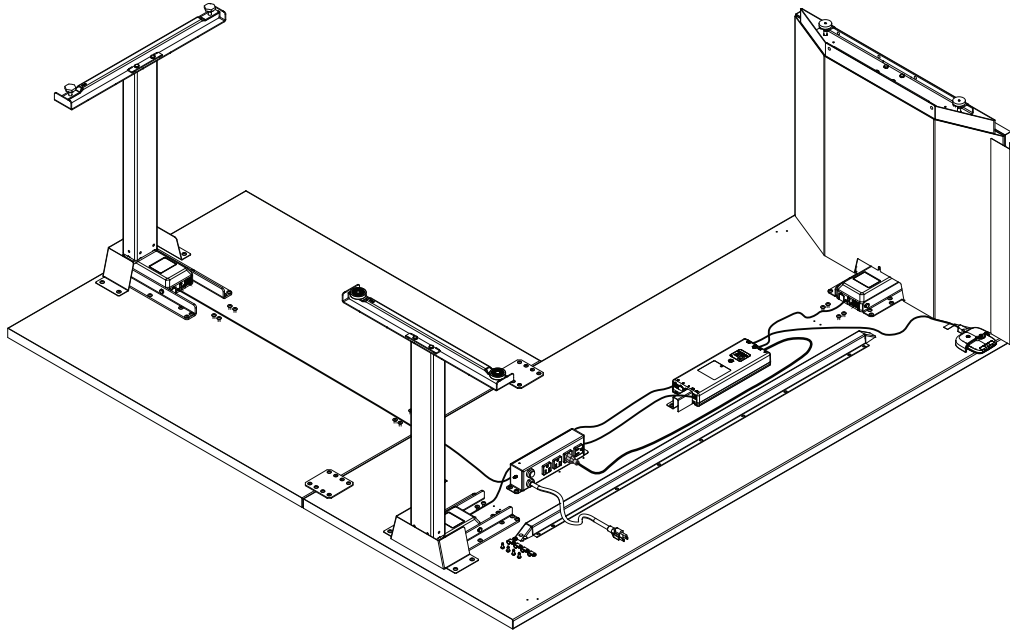
Power Schematic With Concealed Power Capabilities

Plugging Slim Leg HAD into Wall Outlet



Power Schematic With Concealed Power Capabilities, continued

Plugging Slim Leg HAD into Concealed Power



Slim Leg HAD

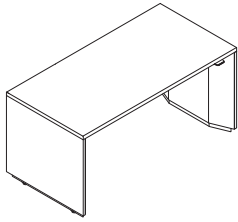


Specifying Slim Leg HAD

Specifying

Slim Leg HAD Freestanding	302
Slim Leg HAD Integrated Storage	306
Slim Leg HAD Modesty panel	310
Slim Leg HAD Vertical Cable Manager	312
Slim Leg HAD Corners	314

Slim Leg HAD Freestanding



Tip: The standard active touch controller is Bluetooth enabled to allow pairing with the Steelcase Rise app.

Tip: Modular width sizes are available only in SmartTools.

Tip: Attachment hardware is intended for worksurfaces 1" thick only.

Standard Includes	Required to Specify
<ul style="list-style-type: none"> ▶ Need help? Product details, page 281 • Top: Low-Pressure Laminate price group 1 • End panel: Low-Pressure Laminate price group 1 • Modesty panel: Low-Pressure Laminate price group 1, if selected • Edge: 3 mm edgeband on user's side or veneer edge to match top • Column: paint • Two shrouds: paint price group 1 • Cable tray: paint price group 1 • Active touch controller 	<ol style="list-style-type: none"> 1 Style number 2 Laminate color number for top 3 Laminate color number for end panel 4 Laminate color number for modesty panel 5 Paint color number for column 6 Paint color number for shrouds 7 Paint color number for cable tray 8 Options, if selected (see below) <p>▶ See <i>Surface Materials</i>, page 344.</p>

Surface Materials	Options	U.S. Price	Required to Specify
	Top		
	• Customiz stain	No cost	Specify with <i>Customiz stain</i> . ▶ See <i>Surface Material Reference Manual</i> . ▶ See <i>Surface Material Reference Manual</i> .
	• Open Line laminate	+\$111 plus cost of laminate Prices at right	Specify laminate color number.
	• High-Pressure Laminate price group 1	Prices at right	Specify laminate color number.
	• High-Pressure Laminate price group 2	Prices at right	Specify laminate color number.
	• High-Pressure Laminate price group 3	Prices at right	Specify laminate color number.
	• Low-Pressure Laminate price group 1	Prices at right	Specify laminate color number.
	• Composite veneer price group 1	Prices at right	Specify veneer color number.
	• Composite veneer price group 2	Prices at right	Specify veneer color number.
	• Veneer price group 1	Prices at right	Specify veneer color number.
	• Veneer price group 3	Prices at right	Specify veneer color number.
	End panel		
	• Customiz stain	No cost	Specify with <i>Customiz stain</i> . ▶ See <i>Surface Material Reference Manual</i> . ▶ See <i>Surface Material Reference Manual</i> .
	• Open Line laminate	+\$111 plus cost of laminate Prices at right	Specify laminate color number.
	• High-Pressure Laminate price group 1	Prices at right	Specify laminate color number.
• High-Pressure Laminate price group 2	Prices at right	Specify laminate color number.	
• High-Pressure Laminate price group 3	Prices at right	Specify laminate color number.	
• Low-Pressure Laminate price group 1	Prices at right	Specify laminate color number.	
• Composite veneer price group 1	Prices at right	Specify veneer color number.	
• Composite veneer price group 2	Prices at right	Specify veneer color number.	
• Veneer price group 1	Prices at right	Specify veneer color number.	
• Veneer price group 3	Prices at right	Specify veneer color number.	
Modesty panel			
• Customiz stain	No cost	Specify with <i>Customiz stain</i> . ▶ See <i>Surface Material Reference Manual</i> . ▶ See <i>Surface Material Reference Manual</i> .	
• Open Line laminate	+\$111 plus cost of laminate Prices at right	Specify laminate color number.	
• High-Pressure Laminate price group 1	Prices at right	Specify laminate color number.	
• High-Pressure Laminate price group 2	Prices at right	Specify laminate color number.	
• High-Pressure Laminate price group 3	Prices at right	Specify laminate color number.	
• Low-Pressure Laminate price group 1	Prices at right	Specify laminate color number.	

▶ Options, continued on next page



For Canadian Pricing
Multiply U.S. Price by the Canadian price factor.
▶ See page 1 for details.

► Options, continued from previous page

	Options	U.S. Price	Required to Specify
Surface Materials, continued	Modesty panel, continued		
	• Composite veneer price group 1	Prices at right	Specify veneer color number.
	• Composite veneer price group 2	Prices at right	Specify veneer color number.
	• Veneer price group 1	Prices at right	Specify veneer color number.
	• Veneer price group 3	Prices at right	Specify veneer color number.
	Shrouds		
	• Paint price group 1	No cost	Specify paint color number.
	• Paint price group 2	+\$ 95	Specify paint color number.
	• Paint price group 3	+\$158	Specify paint color number.
	Cable tray		
• Paint price group 1	No cost	Specify paint color number.	
• Paint price group 2	+\$ 28	Specify paint color number.	
• Paint price group 3	+\$ 57	Specify paint color number.	
Cable cover			
• Paint price group 1	No cost	Specify paint color number.	
• Paint price group 2	+\$ 23	Specify paint color number.	
• Paint price group 3	+\$ 42	Specify paint color number.	
Depth			
• 28"D	Prices at right	Specify 28" depth.	
• 29"D	Prices at right	Specify 29" depth.	
• 30"D	Prices at right	Specify 30" depth.	
• 34"D	Prices at right	Specify 34" depth.	
• 35"D	Prices at right	Specify 35" depth.	
• 36"D	Prices at right	Specify 36" depth.	
Grain Direction Top			
• Long grain	No cost	Specify with long grain.	
• Short grain	No cost	Specify with short grain.	
End Panel Grain Direction			
• Horizontal grain direction	No cost	Specify with horizontal grain direction.	
• No grain direction	No cost	Specify with no grain direction.	
• Vertical grain direction	No cost	Specify with vertical grain direction.	
Controller			
• Active touch controller	No cost	Specify with active touch controller.	
• Simple touch controller	-\$ 78	Specify with simple touch controller.	
Modesty Panel			
• No modesty panel	No cost	Specify with no modesty panel.	
• Modesty panel	Prices at right	Specify with modesty panel.	
Modesty Panel Grain Direction			
• Horizontal grain direction	No cost	Specify with horizontal grain direction.	
• Vertical grain direction	No cost	Specify with vertical grain direction.	
Scallop			
• No scallop	No cost	Specify with no scallop.	
• With scallop	+\$ 34	Specify with scallop.	
Infeed Location			
• Inside shroud	No cost	Specify with inside shroud.	
• Outside shroud	No cost	Specify with outside shroud.	
Cord Management			
• No cord management	No cost	Specify with no cord management.	
• With vertical cable magnetic cover	+\$107	Specify with vertical cable magnetic cover.	
Power Configuration			
• No power	No cost	Specify with no power.	
• Under worksurface 4 outlet	Prices below	Specify with under worksurface 4 outlet.	
• Under worksurface 6 outlet	+\$ 52	Specify with under worksurface 6 outlet.	
Clamp on Power Configuration			
• Utility power only	+\$378	Specify with utility power only.	
• Utility power with clamp-on	+\$710	Specify with utility power with clamp-on.	
Clamp on Power Finish			
• Plastic price group 1	No cost	Specify plastic color number.	
• Plastic price group 2	+\$ 52	Specify plastic color number.	
Tamper Resistance			
• No tamper resistance	No cost	Specify with no tamper resistance.	
• With tamper resistance			
– Utility power only	+\$ 61	Specify with tamper resistance utility power only.	
– Utility power with clamp-on	+\$ 91	Specify with tamper resistance utility power with clamp-on.	

Tip: The cable tray is 2⁵/₈"H by 7³/₈"D. There is a 1/2" gap between the bottom of the surface and the top of the tray.

Tip: The cable tray finish defaults to 7360 Merle.

Tip: Top grain direction defaults to long grain.

Tip: End panel grain direction defaults to vertical.

Tip: Modesty panel grain direction defaults to horizontal.

Tip: When selecting an inside shroud for infeed location, select no cord management for the cord management option. The cord management option is used when an outside shroud is selected, as the infeed location and a vertical magnetic cable manager is desired.

Tip: The vertical cable manager is magnetic. Do not slide cable manager against shroud once attached.

Tip: To arrive at the cost of under worksurface 4 outlet and under worksurface 6 outlet, add up all upcharges that are related to power. Go to Hedberg to verify calculations.

► Options, continued on next page

Slim Leg HAD Freestanding, continued

► Options, continued from previous page

Options		U.S. Price	Required to Specify
Power	• 3 power	No cost	Specify with 3 power.
	• 2 power 1 USB A+C	+\$141	Specify with 2 power 1 USB A+C.
	• 2 power 2 USB A+C	+\$402	Specify with 2 power 2 USB A+C.
	• 2 power 1 USB C	+\$423	Specify with 2 power 1 USB C.
Cord Length	• 9 foot (Chicago)	+\$ 25	Specify with 9 foot cord length.
	• 10 foot	+\$ 27	Specify with 10 foot cord length.
Cord Type	• Standard	No cost	Specify with standard cord.
	• Braided	+\$ 85	Specify with braided cord.
Cord Color	• Black	No cost	Specify with black cord.
	• White	No cost	Specify with white cord.
Power Cord Finish	• Braided cord	No cost	Specify with braided cord.

Tip: Standard cord is available in black or white only. Braided cord is available in several colors. The cord type that is chosen drives the available cord color choices.

Options									
Dimensions		U.S. Prices							
D	H	Low-Pressure Laminate 1	High-Pressure Laminate 1	High-Pressure Laminate 2	High-Pressure Laminate 3	Composite Veneer 1	Veneer 1	Composite Veneer 2	Veneer 3

End Panel

28", 29", or 30"	25 1/8"	No cost	+\$8	+\$28	+\$80	+\$ 962	+\$1058	+\$1020	+\$1570
34", 35", or 36"	25 1/8"	No cost	+\$9	+\$35	+\$94	+\$1033	+\$1136	+\$1095	+\$1645

Dimensions				U.S. Prices							
Worksurface Width		Modesty Panel Height		Low-Pressure Laminate 1	High-Pressure Laminate 1	High-Pressure Laminate 2	High-Pressure Laminate 3	Composite Veneer 1	Veneer 1	Composite Veneer 2	Veneer 3
W	W	H	H	1	1	2	3	1	1	2	3
Modular	Parametric	Modular	Parametric								

3/4" Thick Modesty Panel

60"	60"	9"	9"	+\$382	+\$400	+\$417	+\$461	+\$ 907	+\$ 998	+\$ 962	+\$1442
66"	60 1/16"-66"	9"	9"	+\$394	+\$414	+\$429	+\$474	+\$ 933	+\$1025	+\$ 989	+\$1518
72"	66 1/16"-72"	9"	9"	+\$402	+\$423	+\$437	+\$482	+\$ 956	+\$1052	+\$1013	+\$1592
78"	72 1/16"-78"	9"	9"	+\$416	+\$435	+\$450	+\$496	+\$ 985	+\$1083	+\$1044	+\$1673
84"	78 1/16"-84"	9"	9"	+\$424	+\$442	+\$460	+\$503	+\$1014	+\$1115	+\$1075	+\$1757
60"	60"	12"	10"-12"	+\$389	+\$408	+\$433	+\$488	+\$ 924	+\$1017	+\$ 980	+\$1461
66"	60 1/16"-66"	12"	10"-12"	+\$402	+\$423	+\$445	+\$501	+\$ 953	+\$1048	+\$1010	+\$1540
72"	66 1/16"-72"	12"	10"-12"	+\$409	+\$430	+\$455	+\$511	+\$ 976	+\$1074	+\$1035	+\$1613
78"	72 1/16"-78"	12"	10"-12"	+\$424	+\$442	+\$467	+\$523	+\$1006	+\$1107	+\$1067	+\$1696
84"	78 1/16"-84"	12"	10"-12"	+\$430	+\$453	+\$476	+\$532	+\$1035	+\$1138	+\$1097	+\$1780
60"	60"	15"	13"-15"	+\$397	+\$418	+\$447	+\$518	+\$ 945	+\$1040	+\$1002	+\$1494
66"	60 1/16"-66"	15"	13"-15"	+\$409	+\$430	+\$460	+\$529	+\$ 971	+\$1068	+\$1029	+\$1576
72"	66 1/16"-72"	15"	13"-15"	+\$419	+\$438	+\$468	+\$538	+\$ 995	+\$1094	+\$1055	+\$1652
78"	72 1/16"-78"	15"	13"-15"	+\$430	+\$453	+\$481	+\$553	+\$1025	+\$1128	+\$1087	+\$1735
84"	78 1/16"-84"	15"	13"-15"	+\$438	+\$462	+\$492	+\$561	+\$1056	+\$1162	+\$1119	+\$1819

Tip: Modesty panel width is driven by the worksurface width.

► Specification Information, continued on next page

► Specification Information, continued from previous page

Options												
Dimensions				U.S. Prices								
Worksurface Width		Modesty Panel Height		Low-Pressure Laminate	High-Pressure Laminate	High-Pressure Laminate	High-Pressure Laminate	Composite Veneer	Veneer	Composite Veneer	Veneer	
W	W	H	H	1	1	2	3	1	1	2	3	
Modular	Parametric	Modular	Parametric									

3/4" Thick Modesty Panel, continued

60"	60"	18"	16"-18"	+\$405	+\$425	+\$460	+\$546	+\$ 962	+\$1058	+\$1020	+\$1516	
66"	60 1/16"-66"	18"	16"-18"	+\$418	+\$438	+\$474	+\$559	+\$ 992	+\$1091	+\$1051	+\$1599	
72"	66 1/16"-72"	18"	16"-18"	+\$428	+\$448	+\$482	+\$568	+\$1014	+\$1115	+\$1075	+\$1674	
78"	72 1/16"-78"	18"	16"-18"	+\$438	+\$462	+\$498	+\$581	+\$1048	+\$1152	+\$1111	+\$1759	
84"	78 1/16"-84"	18"	16"-18"	+\$448	+\$472	+\$505	+\$591	+\$1077	+\$1185	+\$1142	+\$1843	

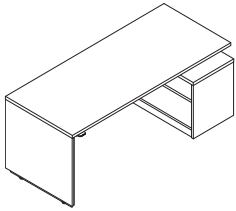
Specification Information												
Style Number	Dimensions			U.S. Base Prices								
	D	W Modular	W Parametric	Low-Pressure Laminate	High-Pressure Laminate	High-Pressure Laminate	High-Pressure Laminate	Comp Veneer	Veneer	Comp Veneer	Veneer	Full-Fill Finish Veneer
				1	1	2	3	1	1	2	3	1

Top

SLHAD2S	28", 29", or 30"	60"	60"	\$5455	\$5712	\$5739	\$5799	\$6647	\$6766	\$6719	\$6983	\$6851
	28", 29", or 30"	66"	60 1/16"-66"	\$5502	\$5760	\$5787	\$5847	\$6719	\$6841	\$6792	\$7078	\$6934
	28", 29", or 30"	72"	66 1/16"-72"	\$5545	\$5807	\$5832	\$5895	\$6785	\$6909	\$6860	\$7171	\$7009
	28", 29", or 30"	78"	72 1/16"-78"	\$5598	\$5861	\$5886	\$5949	\$6862	\$6988	\$6938	\$7275	\$7096
	28", 29", or 30"	84"	78 1/16"-84"	\$5626	\$5892	\$5916	\$5980	\$6913	\$7042	\$6990	\$7356	\$7160
SLHAD2S	34", 35", or 36"	60"	60"	\$5563	\$5825	\$5850	\$5913	\$6767	\$6887	\$6838	\$7103	\$6974
	34", 35", or 36"	66"	60 1/16"-66"	\$5609	\$5874	\$5898	\$5962	\$6839	\$6963	\$6913	\$7198	\$7055
	34", 35", or 36"	72"	66 1/16"-72"	\$5655	\$5922	\$5950	\$6011	\$6907	\$7033	\$6982	\$7298	\$7135
	34", 35", or 36"	78"	72 1/16"-78"	\$5705	\$5974	\$6001	\$6063	\$6985	\$7112	\$7062	\$7400	\$7221
	34", 35", or 36"	84"	78 1/16"-84"	\$5736	\$6008	\$6035	\$6097	\$7040	\$7171	\$7118	\$7483	\$7288

 **For Canadian Pricing**
Multiply U.S. Price by the Canadian price factor.
► See page 1 for details.

Slim Leg HAD Integrated Storage



Tip: Modesty panel grain direction defaults to horizontal.

Tip: Modular width sizes are available only in SmartTools.

Tip: Width is specifiable in 1/16" increments between 60"W and 84"W.

Standard Includes	Required to Specify
<ul style="list-style-type: none"> ▶ Need help? Product details, page 286 • Top: Low-Pressure Laminate price group 1 • End panel: Low-Pressure Laminate price group 1 • Modesty panel: Low-Pressure Laminate price group 1, if selected • Edge: 3 mm edgiband on user's side or veneer edge to match top • Column: paint • One shroud: paint price group 1 • End cover: paint • Cable tray: paint price group 1 • Active touch controller 	<ul style="list-style-type: none"> 1 Style number 2 Laminate color number for top 3 Laminate color number for end panel 4 Laminate color number for modesty panel 5 Paint color number for column 6 Paint color number for shroud 7 Paint color number for end cover 8 Paint color number for cable tray 9 Options, if selected (see below) ▶ See <i>Surface Materials</i>, page 344.

Surface Materials	Options	U.S. Price	Required to Specify
	Top		
	• Customiz stain	No cost	Specify with <i>Customiz stain</i> . ▶ See <i>Surface Material Reference Manual</i> . ▶ See <i>Surface Material Reference Manual</i> .
	• Open Line laminate	+\$111 plus cost of laminate	Specify laminate color number.
	• High-Pressure Laminate price group 1	Prices at right	Specify laminate color number.
	• High-Pressure Laminate price group 2	Prices at right	Specify laminate color number.
	• High-Pressure Laminate price group 3	Prices at right	Specify laminate color number.
	• Low-Pressure Laminate price group 1	Prices at right	Specify laminate color number.
	• Composite veneer price group 1	Prices at right	Specify veneer color number.
	• Composite veneer price group 2	Prices at right	Specify veneer color number.
	• Veneer price group 1	Prices at right	Specify veneer color number.
	• Veneer price group 3	Prices at right	Specify veneer color number.
	End panel		
	• Customiz stain	No cost	Specify with <i>Customiz stain</i> . ▶ See <i>Surface Material Reference Manual</i> . ▶ See <i>Surface Material Reference Manual</i> .
	• Open Line laminate	+\$111 plus cost of laminate	Specify laminate color number.
	• High-Pressure Laminate price group 1	Prices at right	Specify laminate color number.
	• High-Pressure Laminate price group 2	Prices at right	Specify laminate color number.
	• High-Pressure Laminate price group 3	Prices at right	Specify laminate color number.
	• Low-Pressure Laminate price group 1	Prices at right	Specify laminate color number.
	• Composite veneer price group 1	Prices at right	Specify veneer color number.
	• Composite veneer price group 2	Prices at right	Specify veneer color number.
	• Veneer price group 1	Prices at right	Specify veneer color number.
	• Veneer price group 3	Prices at right	Specify veneer color number.
	Modesty panel		
	• Customiz stain	No cost	Specify with <i>Customiz stain</i> . ▶ See <i>Surface Material Reference Manual</i> . ▶ See <i>Surface Material Reference Manual</i> .
	• Open Line laminate	+\$111 plus cost of laminate	Specify laminate color number.
	• High-Pressure Laminate price group 1	Prices at right	Specify laminate color number.
	• High-Pressure Laminate price group 2	Prices at right	Specify laminate color number.
	• High-Pressure Laminate price group 3	Prices at right	Specify laminate color number.

▶ Options, continued on next page



For Canadian Pricing
Multiply U.S. Price by the Canadian price factor.
▶ See page 1 for details.

► Options, continued from previous page

	Options	U.S. Price	Required to Specify
Surface Materials, continued	Modesty panel, continued		
	• Low-Pressure Laminate price group 1	Prices at right	Specify laminate color number.
	• Composite veneer price group 1	Prices at right	Specify veneer color number.
	• Composite veneer price group 2	Prices at right	Specify veneer color number.
	• Veneer price group 1	Prices at right	Specify veneer color number.
	• Veneer price group 3	Prices at right	Specify veneer color number.
	Shroud		
	• Paint price group 1	No cost	Specify paint color number.
	• Paint price group 2	+\$ 49	Specify paint color number.
	• Paint price group 3	+\$ 79	Specify paint color number.
	Cable tray		
	• Paint price group 1	No cost	Specify paint color number.
	• Paint price group 2	+\$ 28	Specify paint color number.
	• Paint price group 3	+\$ 57	Specify paint color number.
Depth	• 28"D	Prices at right	Specify 28" depth.
	• 29"D	Prices at right	Specify 29" depth.
	• 30"D	Prices at right	Specify 30" depth.
	• 34"D	Prices at right	Specify 34" depth.
	• 35"D	Prices at right	Specify 35" depth.
	• 36"D	Prices at right	Specify 36" depth.
Grain Direction Top	• Long grain	No cost	Specify with long grain.
	• Short grain	No cost	Specify with short grain.
End Panel Grain Direction	• Horizontal grain direction	No cost	Specify with horizontal grain direction.
	• No grain direction	No cost	Specify with no grain direction.
	• Vertical grain direction	No cost	Specify with vertical grain direction.
Controller	• Active touch controller	No cost	Specify with active touch controller.
	• Simple touch controller	-\$ 78	Specify with simple touch controller.
Modesty Panel	• No modesty panel	No cost	Specify with no modesty panel.
	• Modesty panel	Prices at right	Specify with modesty panel.
Modesty Panel Grain Direction	• Horizontal grain direction	No cost	Specify with horizontal grain direction.
	• Vertical grain direction	No cost	Specify with vertical grain direction.
Scallop	• No scallop	No cost	Specify with no scallop.
	• With scallop	+\$ 34	Specify with scallop.
Pinch Point	• 1 inch	No cost	Specify with 1" pinch point.
	• 2 inches	No cost	Specify with 2" pinch point.
Infeed Location	• Inside shroud	No cost	Specify with inside shroud.
	• Outside shroud	No cost	Specify with outside shroud.
Clamp on Power Configuration	• Utility power only	+\$378	Specify with utility power only.
	• Utility power with clamp-on	+\$710	Specify with utility power with clamp-on.
Clamp on Power Finish	• Plastic price group 1	No cost	Specify plastic color number.
	• Plastic price group 2	+\$ 52	Specify plastic color number.
Tamper Resistance	• No tamper resistance	No cost	Specify with no tamper resistance.
	• With tamper resistance – Utility power only	+\$ 61	Specify with tamper resistance utility power only.
	– Utility power with clamp-on	+\$ 91	Specify with tamper resistance utility power with clamp-on.

Tip: The cable tray is 2⁵/₈"H by 7³/₈"D. There is a 1/2" gap between the bottom of the surface and the top of the tray.

Tip: The cable tray finish defaults to 7360 Merle.

Tip: Top grain direction defaults to long grain.

Tip: End panel grain direction defaults to vertical.

Tip: Modesty panel grain direction defaults to horizontal.

Tip: A 2" pinch point is preferred when a tackboard or panel is mounted to the wall on the storage side of the height-adjustable desk.

Tip: When selecting an inside shroud for infeed location, select no cord management for the cord management option. The cord management option is used when an outside shroud is selected, as the infeed location and a vertical magnetic cable manager is desired.

► Options, continued on next page



For Canadian Pricing
Multiply U.S. Price by the Canadian price factor.
► See page 1 for details.

Slim Leg HAD Integrated Storage, continued

► Options, on previous page

Tip: To arrive at the cost of under worksurface 4 outlet and under worksurface 6 outlet, add up all upcharges that are related to power. Go to Hedberg to verify calculations.

Tip: Standard cord is available in black or white only. Braided cord is available in several colors. The cord type that is chosen drives the available cord color choices.

	Options	U.S. Price	Required to Specify
Power	• 3 power	No cost	Specify with 3 power.
	• 2 power 1 USB A+C	+\$141	Specify with 2 power 1 USB A+C.
	• 2 power 2 USB A+C	+\$402	Specify with 2 power 2 USB A+C.
	• 2 power 1 USB C	+\$423	Specify with 2 power 1 USB C.
Cord Length	• 9 foot (Chicago)	+\$ 25	Specify with 9 foot cord length.
	• 10 foot	+\$ 27	Specify with 10 foot cord length.
Cord Type	• Standard	No cost	Specify with standard cord.
	• Braided	+\$ 85	Specify with braided cord.
Cord Color	• Black	No cost	Specify with black cord.
	• White	No cost	Specify with white cord.
Power Cord Finish	• Braided cord	No cost	Specify with braided cord.

Options									
Dimensions		U.S. Prices							
D	H	Low-Pressure Laminate 1	High-Pressure Laminate 1	High-Pressure Laminate 2	High-Pressure Laminate 3	Composite Veneer 1	Veneer 1	Composite Veneer 2	Veneer 3

End Panel

28", 29", or 30"	25 1/8"	No cost	+\$3	+\$16	+\$40	+\$482	+\$531	+\$511	+\$785
34", 35", or 36"	25 1/8"	No cost	+\$4	+\$18	+\$49	+\$515	+\$567	+\$545	+\$823

Dimensions				U.S. Prices							
Worksurface Width		Modesty Panel Height		Low-Pressure Laminate 1	High-Pressure Laminate 1	High-Pressure Laminate 2	High-Pressure Laminate 3	Composite Veneer 1	Veneer 1	Composite Veneer 2	Veneer 3
W Modular	W Parametric	H Modular	H Parametric	1	1	2	3	1	1	2	3

3/4" Thick Modesty Panel

60"	60"	9"	9"	+\$375	+\$392	+\$406	+\$440	+\$ 890	+\$ 979	+\$ 944	+\$1322
66"	60 1/16"–66"	9"	9"	+\$387	+\$406	+\$419	+\$455	+\$ 916	+\$1008	+\$ 971	+\$1401
72"	66 1/16"–72"	9"	9"	+\$394	+\$416	+\$428	+\$462	+\$ 937	+\$1031	+\$ 993	+\$1474
78"	72 1/16"–78"	9"	9"	+\$406	+\$427	+\$438	+\$474	+\$ 966	+\$1063	+\$1024	+\$1554
84"	78 1/16"–84"	9"	9"	+\$416	+\$435	+\$448	+\$482	+\$ 995	+\$1094	+\$1055	+\$1635
60"	60"	12"	10"–12"	+\$382	+\$400	+\$418	+\$463	+\$ 907	+\$ 998	+\$ 962	+\$1344
66"	60 1/16"–66"	12"	10"–12"	+\$394	+\$414	+\$430	+\$477	+\$ 933	+\$1025	+\$ 989	+\$1420
72"	66 1/16"–72"	12"	10"–12"	+\$402	+\$423	+\$438	+\$484	+\$ 956	+\$1052	+\$1013	+\$1494
78"	72 1/16"–78"	12"	10"–12"	+\$416	+\$435	+\$453	+\$499	+\$ 985	+\$1083	+\$1044	+\$1576
84"	78 1/16"–84"	12"	10"–12"	+\$424	+\$442	+\$461	+\$507	+\$1014	+\$1115	+\$1075	+\$1657
60"	60"	15"	13"–15"	+\$389	+\$408	+\$433	+\$488	+\$ 924	+\$1017	+\$ 980	+\$1373
66"	60 1/16"–66"	15"	13"–15"	+\$402	+\$423	+\$445	+\$501	+\$ 953	+\$1048	+\$1010	+\$1451
72"	66 1/16"–72"	15"	13"–15"	+\$409	+\$430	+\$455	+\$511	+\$ 976	+\$1074	+\$1035	+\$1529
78"	72 1/16"–78"	15"	13"–15"	+\$424	+\$442	+\$467	+\$523	+\$1006	+\$1107	+\$1067	+\$1612
84"	78 1/16"–84"	15"	13"–15"	+\$430	+\$453	+\$476	+\$532	+\$1035	+\$1138	+\$1097	+\$1697

Tip: Modesty panel width is driven by the worksurface width.

► Specification Information, continued on next page

► Specification Information, continued from previous page

Options												
Dimensions				U.S. Prices								
Worksurface Width		Modesty Panel Height		Low-Pressure Laminate	High-Pressure Laminate	High-Pressure Laminate	High-Pressure Laminate	Composite Veneer	Veneer	Composite Veneer	Veneer	
W	W	H	H	1	1	2	3	1	1	2	3	
Modular	Parametric	Modular	Parametric									

3/4" Thick Modesty Panel, continued

60"	60"	18"	16"-18"	+\$397	+\$418	+\$445	+\$514	+\$ 945	+\$1040	+\$1002	+\$1394	
66"	60 1/16"-66"	18"	16"-18"	+\$409	+\$430	+\$458	+\$526	+\$ 971	+\$1068	+\$1029	+\$1473	
72"	66 1/16"-72"	18"	16"-18"	+\$419	+\$438	+\$467	+\$535	+\$ 995	+\$1094	+\$1055	+\$1551	
78"	72 1/16"-78"	18"	16"-18"	+\$430	+\$453	+\$480	+\$550	+\$1025	+\$1128	+\$1087	+\$1634	
84"	78 1/16"-84"	18"	16"-18"	+\$438	+\$462	+\$490	+\$559	+\$1056	+\$1162	+\$1119	+\$1720	

Tip: Modesty panel width is driven by the worksurface width.

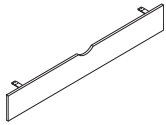
Specification Information												
Style Number	Dimensions D	Dimensions W		U.S. Base Prices								
		Modular	Parametric	Low-Pressure Laminate	High-Pressure Laminate	High-Pressure Laminate	High-Pressure Laminate	Comp Veneer	Veneer	Comp Veneer	Veneer	Full-Fill Finish on Veneer
				1	1	2	3	1	1	2	3	1

Top

SLHAD1S	28", 29", or 30"	60"	60"	\$4320	\$4522	\$4547	\$4609	\$5498	\$5617	\$5569	\$5830	\$5701
	28", 29", or 30"	66"	60 1/16"-66"	\$4364	\$4567	\$4595	\$4654	\$5567	\$5687	\$5638	\$5906	\$5780
	28", 29", or 30"	72"	66 1/16"-72"	\$4413	\$4619	\$4645	\$4708	\$5638	\$5760	\$5712	\$6003	\$5862
	28", 29", or 30"	78"	72 1/16"-78"	\$4460	\$4669	\$4694	\$4758	\$5710	\$5836	\$5785	\$6105	\$5944
	28", 29", or 30"	84"	78 1/16"-84"	\$4490	\$4702	\$4728	\$4790	\$5764	\$5892	\$5840	\$6187	\$6008
SLHAD1S	34", 35", or 36"	60"	60"	\$4405	\$4611	\$4637	\$4700	\$5593	\$5712	\$5665	\$5928	\$5795
	34", 35", or 36"	66"	60 1/16"-66"	\$4450	\$4659	\$4684	\$4748	\$5663	\$5785	\$5736	\$6026	\$5875
	34", 35", or 36"	72"	66 1/16"-72"	\$4495	\$4707	\$4733	\$4795	\$5731	\$5855	\$5805	\$6121	\$5954
	34", 35", or 36"	78"	72 1/16"-78"	\$4546	\$4759	\$4785	\$4847	\$5807	\$5933	\$5883	\$6225	\$6040
	34", 35", or 36"	84"	78 1/16"-84"	\$4579	\$4793	\$4820	\$4882	\$5864	\$5993	\$5941	\$6311	\$6110

 **For Canadian Pricing**
Multiply U.S. Price by the Canadian price factor.
► See page 1 for details.

Slim Leg HAD Modesty Panel



Tip: Modesty panel height should be specified in 1" increments between 9" and 18".

Tip: Full modesty panel is for use with Slim Leg HAD freestanding.

Tip: Partial modesty panel is for use with Slim Leg HAD integrated storage.

Tip: Modesty panel grain direction defaults to horizontal.

Standard Includes		Required to Specify
▶ Need help? Product details, page 281	<ul style="list-style-type: none"> Modesty panel: Low-Pressure Laminate price group 1, if selected Edge: 3 mm plastic edgeband on user's side or veneer edge to match top 	<ol style="list-style-type: none"> Style number Laminate color number for modesty panel Options, if selected (see below) ▶ See <i>Surface Materials</i> , page 344.

Options		U.S. Price	Required to Specify
Surface Materials	Modesty panel <ul style="list-style-type: none"> Customiz stain Open Line laminate High-Pressure Laminate price group 1 High-Pressure Laminate price group 2 High-Pressure Laminate price group 3 Low-Pressure Laminate price group 1 Composite veneer price group 1 Composite veneer price group 2 Veneer price group 1 Veneer price group 3 	No cost +\$ 111 plus cost of laminate Prices at right Prices at right Prices at right Prices at right Prices at right Prices at right Prices at right Prices at right	Specify with <i>Customiz stain</i> . ▶ See <i>Surface Material Reference Manual</i> . ▶ See <i>Surface Material Reference Manual</i> . Specify laminate color number. Specify laminate color number. Specify laminate color number. Specify laminate color number. Specify veneer color number. Specify veneer color number. Specify veneer color number. Specify veneer color number.
Inset	<ul style="list-style-type: none"> Full Partial 	Prices below and at right Prices at right	Specify with <i>full insert</i> . Specify with <i>partial insert</i> .
Modesty panel Grain Direction	<ul style="list-style-type: none"> Horizontal grain direction Vertical grain direction 	No cost No cost	Specify with <i>horizontal grain direction</i> . Specify with <i>vertical grain direction</i> .
Scallop	<ul style="list-style-type: none"> No scallop With scallop 	No cost +\$ 34	Specify with <i>no scallop</i> . Specify with <i>scallop</i> .

Specification Information

Style Number	Dimensions				U.S. Base Prices							
	Worksurface Width		Worksurface Height		Low-Pressure Laminate 1	High-Pressure Laminate 1	High-Pressure Laminate 2	High-Pressure Laminate 3	Composite Veneer 1	Composite Veneer 2	Composite Veneer 3	
	Modular	Parametric	Modular	Parametric	1	1	2	3	1	2	3	

3/4" Thick Modesty Panel—Full

For Use with Slim Leg HAD Freestanding

SLHMOD	60"	60"	9"	9"	\$382	\$400	\$417	\$461	\$ 907	\$ 998	\$ 962	\$1442
	66"	60 1/16"-66"	9"	9"	\$394	\$414	\$429	\$474	\$ 933	\$1025	\$ 989	\$1518
	72"	66 1/16"-72"	9"	9"	\$402	\$423	\$437	\$482	\$ 956	\$1052	\$1013	\$1592
	78"	72 1/16"-78"	9"	9"	\$416	\$435	\$450	\$496	\$ 985	\$1083	\$1044	\$1673
SLHMOD	60"	60"	12"	10"-12"	\$389	\$408	\$433	\$488	\$ 924	\$1017	\$ 980	\$1461
	66"	60 1/16"-66"	12"	10"-12"	\$402	\$423	\$445	\$501	\$ 953	\$1048	\$1010	\$1540
	72"	66 1/16"-72"	12"	10"-12"	\$409	\$430	\$455	\$511	\$ 976	\$1074	\$1035	\$1613
	78"	72 1/16"-78"	12"	10"-12"	\$424	\$442	\$467	\$523	\$1006	\$1107	\$1067	\$1696
	84"	78 1/16"-84"	12"	10"-12"	\$430	\$453	\$476	\$532	\$1035	\$1138	\$1097	\$1780

Tip: Modesty panel width is determined by the worksurface width.

▶ **Specification Information, continued on next page**

► Specification Information, continued from previous page

Specification Information												
Style Number	Dimensions				U.S. Base Prices							
	Worksurface Width		Worksurface Height		Low-Pressure Laminates 1	High-Pressure Laminates 1	High-Pressure Laminates 2	High-Pressure Laminates 3	Composite Veneer 1	Composite Veneer 2	Composite Veneer 3	
	Modular W	Parametric W	Modular H	Parametric H								

3/4" Thick Modesty Panel—Full, continued

For Use with Slim Leg HAD Freestanding

SLHMOD	60"	60"	15"	13"–15"	\$397	\$418	\$447	\$518	\$ 945	\$1040	\$1002	\$1494
	66"	60 1/16"–66"	15"	13"–15"	\$409	\$430	\$460	\$529	\$ 971	\$1068	\$1029	\$1576
	72"	66 1/16"–72"	15"	13"–15"	\$419	\$438	\$468	\$538	\$ 995	\$1094	\$1055	\$1652
	78"	72 1/16"–78"	15"	13"–15"	\$430	\$453	\$481	\$553	\$1025	\$1128	\$1087	\$1735
	84"	78 1/16"–84"	15"	13"–15"	\$438	\$462	\$492	\$561	\$1056	\$1162	\$1119	\$1819
SLHMOD	60"	60"	18"	16"–18"	\$405	\$425	\$460	\$546	\$ 962	\$1058	\$1020	\$1516
	66"	60 1/16"–66"	18"	16"–18"	\$418	\$438	\$474	\$559	\$ 992	\$1091	\$1051	\$1599
	72"	66 1/16"–72"	18"	16"–18"	\$428	\$448	\$482	\$568	\$1014	\$1115	\$1075	\$1674
	78"	72 1/16"–78"	18"	16"–18"	\$438	\$462	\$498	\$581	\$1048	\$1152	\$1111	\$1759
	84"	78 1/16"–84"	18"	16"–18"	\$448	\$472	\$505	\$591	\$1077	\$1185	\$1142	\$1843

3/4" Thick Modesty Panel—Partial

For Use with Slim Leg HAD Integrated Storage

SLHMOD	60"	60"	9"	9"	\$375	\$392	\$406	\$440	\$ 890	\$ 979	\$ 944	\$1322
	66"	60 1/16"–66"	9"	9"	\$387	\$406	\$419	\$455	\$ 916	\$1008	\$ 971	\$1401
	72"	66 1/16"–72"	9"	9"	\$394	\$416	\$428	\$462	\$ 937	\$1031	\$ 993	\$1474
	78"	72 1/16"–78"	9"	9"	\$406	\$427	\$438	\$474	\$ 966	\$1063	\$1024	\$1554
	84"	78 1/16"–84"	9"	9"	\$416	\$435	\$448	\$482	\$ 995	\$1094	\$1055	\$1635
SLHMOD	60"	60"	12"	10"–12"	\$382	\$400	\$418	\$463	\$ 907	\$ 998	\$ 962	\$1344
	66"	60 1/16"–66"	12"	10"–12"	\$394	\$414	\$430	\$477	\$ 933	\$1025	\$ 989	\$1420
	72"	66 1/16"–72"	12"	10"–12"	\$402	\$423	\$438	\$484	\$ 956	\$1052	\$1013	\$1494
	78"	72 1/16"–78"	12"	10"–12"	\$416	\$435	\$453	\$499	\$ 985	\$1083	\$1044	\$1576
	84"	78 1/16"–84"	12"	10"–12"	\$424	\$442	\$461	\$507	\$1014	\$1115	\$1075	\$1657
SLHMOD	60"	60"	15"	13"–15"	\$389	\$408	\$433	\$488	\$ 924	\$1017	\$ 980	\$1373
	66"	60 1/16"–66"	15"	13"–15"	\$402	\$423	\$445	\$501	\$ 953	\$1048	\$1010	\$1451
	72"	66 1/16"–72"	15"	13"–15"	\$409	\$430	\$455	\$511	\$ 976	\$1074	\$1035	\$1529
	78"	72 1/16"–78"	15"	13"–15"	\$424	\$442	\$467	\$523	\$1006	\$1107	\$1067	\$1612
	84"	78 1/16"–84"	15"	13"–15"	\$430	\$453	\$476	\$532	\$1035	\$1138	\$1097	\$1697
SLHMOD	60"	60"	18"	16"–18"	\$397	\$418	\$445	\$514	\$ 945	\$1040	\$1002	\$1394
	66"	60 1/16"–66"	18"	16"–18"	\$409	\$430	\$458	\$526	\$ 971	\$1068	\$1029	\$1473
	72"	66 1/16"–72"	18"	16"–18"	\$419	\$438	\$467	\$535	\$ 995	\$1094	\$1055	\$1551
	78"	72 1/16"–78"	18"	16"–18"	\$430	\$453	\$480	\$550	\$1025	\$1128	\$1087	\$1634
	84"	78 1/16"–84"	18"	16"–18"	\$438	\$462	\$490	\$559	\$1056	\$1162	\$1119	\$1720

Tip: Modesty panel width is determined by the worksurface width.

Slim Leg HAD Vertical Cable Manager



Standard Includes		Required to Specify
<ul style="list-style-type: none"> ▶ Need help? Product details, page 284 	<ul style="list-style-type: none"> • Cable cover: paint price group 1 	<ul style="list-style-type: none"> 1 Style number 2 Paint color number for cable cover 3 Options, if selected (see below) ▶ See <i>Surface Materials</i>, page 344.

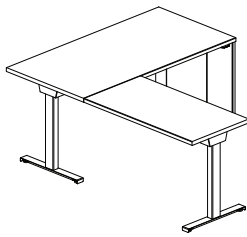
Options	U.S. Price	Required to Specify
Surface Materials <ul style="list-style-type: none"> • Paint price group 1 • Paint price group 2 • Paint price group 3 	No cost +\$23 +\$42	Specify paint color number. Specify paint color number. Specify paint color number.

Specification Information				
Dimensions			Style Number	U.S. Base Price
D	W	H		
2 ³ / ₄ "	1 ¹ / ₈ "	24 ¹ / ₈ "	SLHVCM	\$107



For Canadian Pricing
 Multiply U.S. Price by the Canadian price factor.
 ▶ See page 1 for details.

Slim Leg HAD Corners



Tip: Available up to 84" x 84" with worksurface depth limitations as a Special.

Standard Includes	Required to Specify
<ul style="list-style-type: none"> ▶ Need help? Product details, page 282 • Top: Low-Pressure Laminate price group 1 • Width: 72" • Depth main surface: 30" • Depth return surface: 24" • End panel: Low-Pressure Laminate price group 1 • Modesty panel: Low-Pressure Laminate price group 1, if selected • Edge: 3 mm plastic edgeband on user's and guest's side or veneer edge to match top • Column: paint • Shroud: paint price group 1 • End cover: paint • Two cable trays: paint price group 1 • Active touch controller 	<ul style="list-style-type: none"> 1 Style number 2 Laminate color number for top 3 Laminate color number for end panel 4 Laminate color number for modesty panel 5 Paint color number for column 6 Paint color number for shroud 7 Paint color number for end cover 8 Paint color number for cable trays 9 Options, if selected (see below) ▶ See <i>Surface Materials</i>, page 344.

Surface Materials	Options	U.S. Price	Required to Specify
	Top <ul style="list-style-type: none"> • Customiz stain • Open Line laminate • High-Pressure Laminate price group 1 • High-Pressure Laminate price group 2 • High-Pressure Laminate price group 3 • Low-Pressure Laminate price group 1 • Composite veneer price group 1 • Composite veneer price group 2 • Veneer price group 1 • Veneer price group 3 	<ul style="list-style-type: none"> No cost +\$111 plus cost of laminate Prices at right Prices at right Prices at right Prices at right Prices at right Prices at right Prices at right Prices at right 	<ul style="list-style-type: none"> Specify with <i>Customiz stain</i>. ▶ See <i>Surface Material Reference Manual</i>. ▶ See <i>Surface Material Reference Manual</i>. Specify laminate color number. Specify laminate color number. Specify laminate color number. Specify laminate color number. Specify veneer color number. Specify veneer color number. Specify veneer color number. Specify veneer color number.
	End panel <ul style="list-style-type: none"> • Customiz stain • Open Line laminate • High-Pressure Laminate price group 1 • High-Pressure Laminate price group 2 • High-Pressure Laminate price group 3 • Low-Pressure Laminate price group 1 • Composite veneer price group 1 • Composite veneer price group 2 • Veneer price group 1 • Veneer price group 3 	<ul style="list-style-type: none"> No cost +\$111 plus cost of laminate Prices at right Prices at right Prices at right Prices at right Prices at right Prices at right Prices at right Prices at right 	<ul style="list-style-type: none"> Specify with <i>Customiz stain</i>. ▶ See <i>Surface Material Reference Manual</i>. ▶ See <i>Surface Material Reference Manual</i>. Specify laminate color number. Specify laminate color number. Specify laminate color number. Specify laminate color number. Specify veneer color number. Specify veneer color number. Specify veneer color number. Specify veneer color number.

▶ Options, continued on next page



For Canadian Pricing
 Multiply U.S. Price by the Canadian price factor.
 ▶ See page 1 for details.

► Options, continued from previous page

	Options	U.S. Price	Required to Specify
Surface Materials, continued	Modesty panel		
	• Customiz stain	No cost	Specify with <i>Customiz stain</i> . ► See <i>Surface Material Reference Manual</i> .
	• Open Line laminate	+\$111 plus cost of laminate	► See <i>Surface Material Reference Manual</i> .
	• High-Pressure Laminate price group 1	Prices at right	Specify laminate color number.
	• High-Pressure Laminate price group 2	Prices at right	Specify laminate color number.
	• High-Pressure Laminate price group 3	Prices at right	Specify laminate color number.
	• Low-Pressure Laminate price group 1	Prices at right	Specify laminate color number.
	• Composite veneer price group 1	Prices at right	Specify veneer color number.
	• Composite veneer price group 2	Prices at right	Specify veneer color number.
	• Veneer price group 1	Prices at right	Specify veneer color number.
	• Veneer price group 3	Prices at right	Specify veneer color number.
	Shroud		
	• Paint price group 1	No cost	Specify paint color number.
	• Paint price group 2	+\$ 95	Specify paint color number.
• Paint price group 3	+\$156	Specify paint color number.	
Cable tray			
• Paint price group 1	No cost	Specify paint color number.	
• Paint price group 2	+\$ 28	Specify paint color number.	
• Paint price group 3	+\$ 57	Specify paint color number.	
Grain Direction Top	• Long grain • Short grain	No cost No cost	Specify with <i>long grain</i> . Specify with <i>short grain</i> .
End panel Grain Direction	• Horizontal grain direction • No grain direction • Vertical grain direction	No cost No cost No cost	Specify with <i>horizontal grain direction</i> . Specify with <i>no grain direction</i> . Specify with <i>vertical grain direction</i> .
Controller	• Active touch controller • Simple touch controller	No cost -\$ 78	Specify with <i>active touch controller</i> . Specify with <i>simple touch controller</i> .
Modesty Panel	• No modesty panel • Modesty panel	No cost Prices at right	Specify with <i>no modesty panel</i> . Specify with <i>modesty panel</i> .
Modesty panel Grain Direction	• Horizontal grain direction • Vertical grain direction	No cost No cost	Specify with <i>horizontal grain direction</i> . Specify with <i>vertical grain direction</i> .
Scallop	• No scallop • With scallop	No cost +\$ 34	Specify with <i>no scallop</i> . Specify with <i>scallop</i> .
Infeed Location	• Inside shroud • Outside shroud	No cost No cost	Specify with <i>inside shroud</i> . Specify with <i>outside shroud</i> .
Cord Management	• No cord management • With vertical cable magnetic cover	No cost +\$107	Specify with <i>no cord management</i> . Specify with <i>vertical cable magnetic cover</i> .
Power Configuration	• No power • Under worksurface 4 outlet • Under worksurface 6 outlet	No cost Prices at right +\$ 52	Specify with <i>no power</i> . Specify with <i>under worksurface 4 outlet</i> . Specify with <i>under worksurface 6 outlet</i> .
Clamp on Power Configuration	• Utility power only • Utility power with clamp-on	+\$378 +\$710	Specify with <i>utility power only</i> . Specify with <i>utility power with clamp-on</i> .
Clamp on Power Finish	• Plastic price group 1 • Plastic price group 2	No cost +\$ 52	Specify plastic color number. Specify plastic color number.
Tamper Resistance	• No tamper resistance	No cost	Specify with <i>no tamper resistance</i> .

► Options, continued on next page

Tip: Corner modesty panels ship as a partial width for 1 shroud units.

Tip: The cable tray is 2⁵/₈"H by 7³/₈"D. There is a 1/2" gap between the bottom of the surface and the top of the tray.

Tip: The standard active touch controller is Bluetooth enabled to allow pairing with the Steelcase Rise app.

Tip: The cable tray finish defaults to 7360 Merle.

Tip: Top grain direction defaults to long grain.

Tip: End panel grain direction defaults to vertical.

Tip: Modesty panel grain direction defaults to horizontal.

Tip: When selecting an inside shroud for infeed location, select no cord management for the cord management option. The cord management option is used when an outside shroud is selected, as the infeed location and a vertical magnetic cable manager is desired.

Tip: The vertical cable manager is magnetic. Do not slide cable manager against shroud once attached.

Tip: To arrive at the cost of under worksurface 4 outlet and under worksurface 6 outlet, add up all upcharges that are related to power. Go to Hedberg to verify calculations.

Slim Leg HAD Corners, continued

► Options, continued from previous page

Options	U.S. Price	Required to Specify
Tamper Resistance, continued	• With tamper resistance – Utility power only	+\$ 61 Specify with tamper resistance utility power only.
	– Utility power with clamp-on	+\$ 91 Specify with tamper resistance utility power with clamp-on.
Power	• 3 power	No cost Specify with 3 power.
	• 2 power 1 USB A+C	+\$141 Specify with 2 power 1 USB A+C.
	• 2 power 2 USB A+C	+\$402 Specify with 2 power 2 USB A+C.
	• 2 power 1 USB C	+\$423 Specify with 2 power 1 USB C.
Cord Length	• 9 foot (Chicago)	+\$ 25 Specify with 9 foot cord length.
	• 10 foot	+\$ 27 Specify with 10 foot cord length.
Cord Type	• Standard	No cost Specify with standard cord.
	• Braided	+\$ 85 Specify with braided cord.
Cord Color	• Black	No cost Specify with black cord.
	• White	No cost Specify with white cord.
Power Cord Finish	• Braided cord	No cost Specify with braided cord.

Tip: Standard cord is available in black or white only. Braided cord is available in several colors. The cord type that is chosen drives the available cord color choices.

Options

Shroud	U.S. Prices							
	Low-Pressure Laminate 1	High-Pressure Laminate 1	High-Pressure Laminate 2	High-Pressure Laminate 3	Composite Veneer 1	Veneer 1	Composite Veneer 2	Veneer 3

End Panel

1 Shroud	No cost	+\$3	+\$14	+\$ 39	+\$ 962	+\$1058	+\$1020	+\$1570
2 Shroud	No cost	+\$6	+\$28	+\$ 78	+\$1924	+\$2116	+\$2040	+\$3140
3 Shroud	No cost	+\$9	+\$42	+\$117	+\$2886	+\$3174	+\$3060	+\$4710

Shroud	Modesty panel Height Parametric	U.S. Prices							
		Low-Pressure Laminate 1	High-Pressure Laminate 1	High-Pressure Laminate 2	High-Pressure Laminate 3	Composite Veneer 1	Veneer 1	Composite Veneer 2	Veneer 3

¾" Thick Modesty Panel—90°

1 Shroud	9"	+\$394	+\$416	+\$428	+\$462	+\$ 937	+\$1031	+\$ 993	+\$1474
	9½"-12"	+\$402	+\$423	+\$438	+\$484	+\$ 956	+\$1052	+\$1013	+\$1494
	12½"-15"	+\$409	+\$430	+\$455	+\$511	+\$ 976	+\$1074	+\$1035	+\$1529
	15½"-18"	+\$419	+\$438	+\$467	+\$535	+\$ 995	+\$1094	+\$1055	+\$1551
2 Shroud	9"	+\$402	+\$423	+\$437	+\$482	+\$ 956	+\$1052	+\$1013	+\$1592
	9½"-12"	+\$409	+\$430	+\$455	+\$511	+\$ 976	+\$1074	+\$1035	+\$1613
	12½"-15"	+\$419	+\$438	+\$468	+\$538	+\$ 995	+\$1094	+\$1055	+\$1652
	15½"-18"	+\$428	+\$448	+\$482	+\$568	+\$1014	+\$1115	+\$1075	+\$1674
3 Shroud	9"	+\$402	+\$423	+\$437	+\$482	+\$ 956	+\$1052	+\$1013	+\$1592
	9½"-12"	+\$409	+\$430	+\$455	+\$511	+\$ 976	+\$1074	+\$1035	+\$1613
	12½"-15"	+\$419	+\$438	+\$468	+\$538	+\$ 995	+\$1094	+\$1055	+\$1652
	15½"-18"	+\$428	+\$448	+\$482	+\$568	+\$1014	+\$1115	+\$1075	+\$1674

Tip: Modesty panel width is driven by the worksurface width.

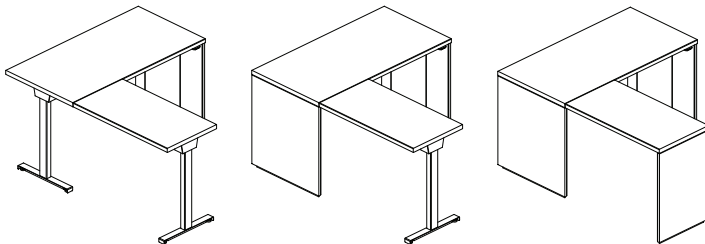
► Specification Information, continued on next page

► Specification Information, continued from previous page

Options									
Shroud	Modesty panel Height Parametric	U.S. Prices				Composite Veneer 1	Veneer 1	Composite Veneer 2	Veneer 3
		Low-Pressure Laminate 1	High-Pressure Laminate 1	High-Pressure Laminate 2	High-Pressure Laminate 3				
3/4" Thick Modesty Panel—Radius									
1 Shroud	9"	+\$394	+\$416	+\$428	+\$462	+\$ 937	+\$1031	+\$ 993	+\$1474
	9 1/16"—12"	+\$402	+\$423	+\$438	+\$484	+\$ 956	+\$1052	+\$1013	+\$1494
	12 1/16"—15"	+\$409	+\$430	+\$455	+\$511	+\$ 976	+\$1074	+\$1035	+\$1529
	15 1/16"—18"	+\$419	+\$438	+\$467	+\$535	+\$ 995	+\$1094	+\$1055	+\$1551
2 Shroud	9"	+\$402	+\$423	+\$437	+\$482	+\$ 956	+\$1052	+\$1013	+\$1592
	9 1/16"—12"	+\$409	+\$430	+\$455	+\$511	+\$ 976	+\$1074	+\$1035	+\$1613
	12 1/16"—15"	+\$419	+\$438	+\$468	+\$538	+\$ 995	+\$1094	+\$1055	+\$1652
	15 1/16"—18"	+\$428	+\$448	+\$482	+\$568	+\$1014	+\$1115	+\$1075	+\$1674
3 Shroud	9"	+\$402	+\$423	+\$437	+\$482	+\$ 956	+\$1052	+\$1013	+\$1592
	9 1/16"—12"	+\$409	+\$430	+\$455	+\$511	+\$ 976	+\$1074	+\$1035	+\$1613
	12 1/16"—15"	+\$419	+\$438	+\$468	+\$538	+\$ 995	+\$1094	+\$1055	+\$1652
	15 1/16"—18"	+\$428	+\$448	+\$482	+\$568	+\$1014	+\$1115	+\$1075	+\$1674

Tip: Modesty panel width is driven by the worksurface width.

Specification Information													
Style Number	Dimensions				U.S. Base Prices				Composite Veneer 1	Veneer 1	Composite Veneer 2	Veneer 3	Full-Fill Finish on Veneer 1
	LW	RW	LD	RD	Low-Pressure Laminate 1	High-Pressure Laminate 1	High-Pressure Laminate 2	High-Pressure Laminate 3					



Tip: Slim Leg HAD corners above show 1 shroud (left), 2 shroud (middle), and 3 shroud (right).

Slim Leg 90°, Left Hand Return

SLH1SLHCNR90	72"	72"	24"	30"	\$6587	\$7121	\$7167	\$7292	\$ 9044	\$ 9290	\$ 9192	\$ 9768	\$ 9441
SLH2SLHCNR90	72"	72"	24"	30"	\$7924	\$8458	\$8504	\$8629	\$10,381	\$10,627	\$10,529	\$11,105	\$10,778
SLH3SLHCNR90	72"	72"	24"	30"	\$9209	\$9743	\$9789	\$9914	\$11,666	\$11,912	\$11,814	\$12,390	\$12,063

► Specification Information, continued on next page



For Canadian Pricing

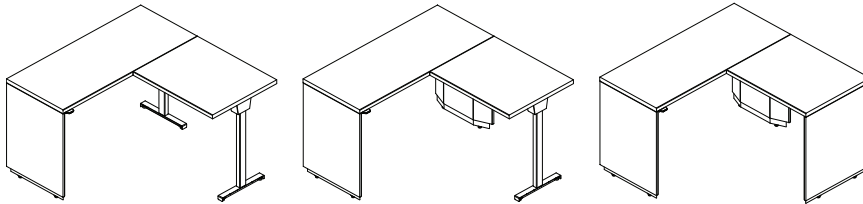
Multiply U.S. Price by the Canadian price factor.

► See page 1 for details.

Slim Leg HAD Corners, continued

► Specification Information, continued from previous page

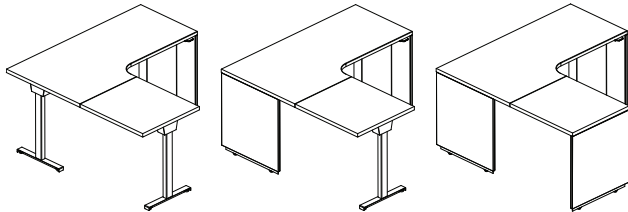
Style Number	Dimensions LW RW LD RD	U.S. Base Prices				Composite Veneer 1	Composite Veneer 2	Composite Veneer 3	Full-Fill Finish on Veneer
		Low-Pressure Laminate 1	High-Pressure Laminate 1	High-Pressure Laminate 2	High-Pressure Laminate 3				



Tip: Slim Leg HAD corners above show 1 shroud (left), 2 shroud (middle), and 3 shroud (right).

Slim Leg 90°, Right Hand Return

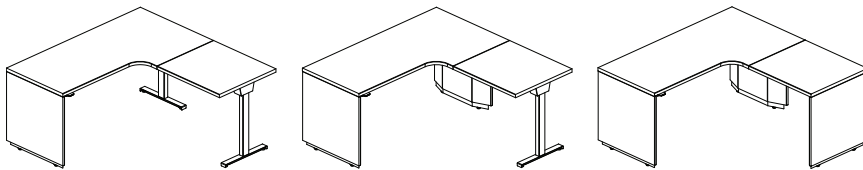
SLH1SRHCNR90	72" 72" 24" 30"	\$6587	\$ 7121	\$ 7167	\$ 7292	\$ 9044	\$ 9290	\$ 9192	\$ 9768	\$ 9441
SLH2SRHCNR90	72" 72" 24" 30"	\$7924	\$ 8458	\$ 8504	\$ 8629	\$10,381	\$10,627	\$10,529	\$11,105	\$10,778
SLH3SRHCNR90	72" 72" 24" 30"	\$9209	\$ 9743	\$ 9789	\$ 9914	\$11,666	\$11,912	\$11,814	\$12,390	\$12,063



Tip: Slim Leg HAD corners above show 1 shroud (left), 2 shroud (middle), and 3 shroud (right).

Slim Leg Radius, Left Hand Return

SLH1SLHCNRR	72" 72" 24" 30"	\$7100	\$ 7765	\$ 7810	\$ 7935	\$10,191	\$10,500	\$10,377	\$10,978	\$10,651
SLH2SLHCNRR	72" 72" 24" 30"	\$8437	\$ 9102	\$ 9147	\$ 9272	\$11,528	\$11,837	\$11,714	\$12,315	\$11,988
SLH3SLHCNRR	72" 72" 24" 30"	\$9721	\$10,385	\$10,431	\$10,556	\$12,812	\$13,121	\$12,998	\$13,599	\$13,272



Tip: Slim Leg HAD corners above show 1 shroud (left), 2 shroud (middle), and 3 shroud (right).

Slim Leg Radius, Right Hand Return

SLH1SRHCNRR	72" 72" 24" 30"	\$7100	\$ 7765	\$ 7810	\$ 7935	\$10,191	\$10,500	\$10,377	\$10,978	\$10,651
SLH2SRHCNRR	72" 72" 24" 30"	\$8437	\$ 9102	\$ 9147	\$ 9272	\$11,528	\$11,837	\$11,714	\$12,315	\$11,988
SLH3SRHCNRR	72" 72" 24" 30"	\$9721	\$10,385	\$10,431	\$10,556	\$12,812	\$13,121	\$12,998	\$13,599	\$13,272




For Canadian Pricing

Multiply U.S. Price by the Canadian price factor.

► See page 1 for details.

Understanding Power and Communication Accessories


Statement of Line **320**

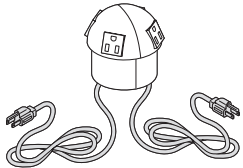

Product Details
Power and Communication Spheres and Ports **322**

Power and
Communication

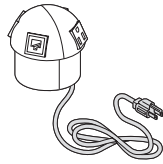
Local electrical codes vary.
Consult a qualified electrical
contractor or engineer for
the proper installation of
electrical equipment.

Statement of Line

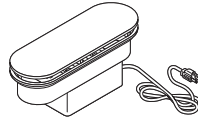
Power and Communication Accessories



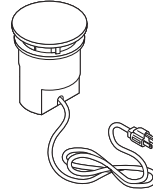
Power Sphere
Understanding
▶ Page 322
Specifying
▶ Page 326



Power and Communication Sphere
Understanding
▶ Page 322
Specifying
▶ Page 326



Oval Power and Communication Ports
Understanding
▶ Page 322
Specifying
▶ Page 327



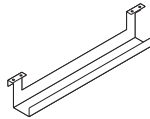
Round Power and Communication Ports
Understanding
▶ Page 322
Specifying
▶ Page 327



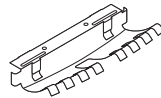
Wire Manager
Understanding
▶ Page 322
Specifying
▶ Page 328



Wire Clips
Understanding
▶ Page 322
Specifying
▶ Page 328



Cable Tray
Understanding
▶ Page 322
Specifying
▶ Page 328



Internode Cord and Cable Managers
Specifying
▶ Page 329



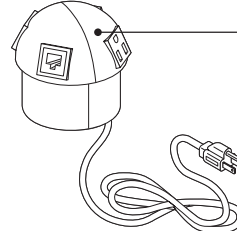
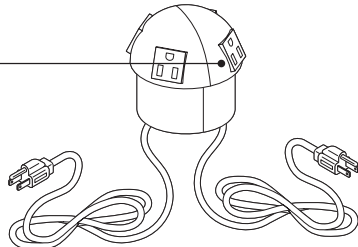
Internode Harness Clip
Specifying
▶ Page 329

Power and Communication Spheres and Ports

Power and communication spheres and port provide convenient desktop access to power outlets and data jacks.

Power spheres have four electrical outlets and two 6' cords with plug.

► Specifying, page 326

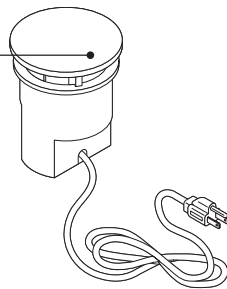


Power and communication spheres provide two electrical outlets, face plates for two customer-supplied voice/data jacks, and a 6' cord with plug or conduit.

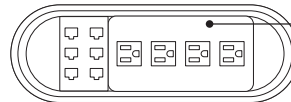
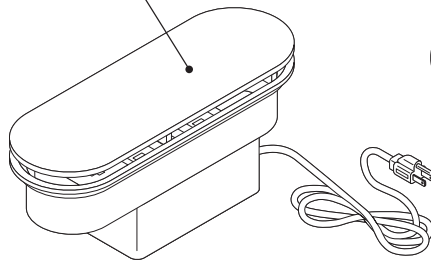
► Specifying, page 326

Oval and round power and communication ports have low-profile covers that are almost flush with worksurface.

► Specifying, page 327

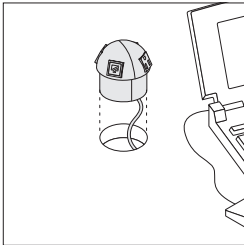


Round power and communication port includes two outlets and two adapters to accommodate customer-supplied standard voice/data jacks.

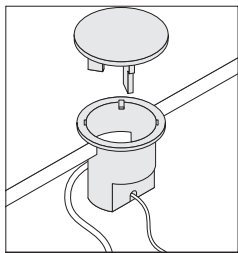


Oval power and communication port includes four outlets and can accommodate up to six voice/data jacks. Port ships with six Cat 5e RJ 45 jacks and six Cat 3 RJ11 jacks.

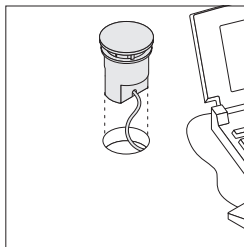
Product Details



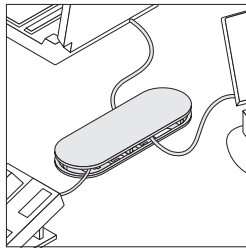
Power and communication spheres are field installed.




Oval and round power and communication ports contain an opening in one side of lower port that allows excess wire and cable cords to drop beneath the worksurface, leaving the port clear.



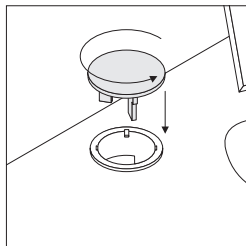
Round port is field installed.



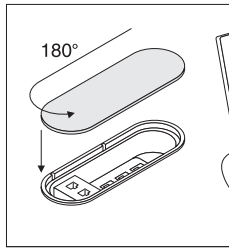
Oval port is ideal for use with conference tables or other installations requiring high-capacity power and communication.



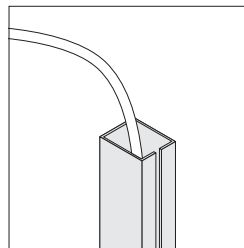
Lid of port in up position allows low-profile routing.



Lid can drop down when port is not in use and conceal outlets. Twist lid until legs line up with slots and push down until lid is flush with housing.



Lid on oval port can drop down when not in use and conceal outlets. Turn lid 180° and push down so lid will be flush with housing.



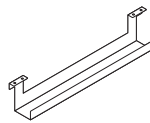
Wire manager is available to organize cables routed vertically or horizontally beneath the worksurface. It can be cut on site as needed.

▶ Page 328



Double clip can be screwed to the underside of a worksurface.

▶ Page 328



Cable storage trays, field installed under the worksurface, hold cables out of the way.

Wiring & Cabling

6' power cord is included on power and communication spheres and port.

Chicago, New York City, and Los Angeles have special requirements.

Underwriters Laboratory (UL) and Canadian Standards Association (CSA) listed. These products have been designed to meet U.S. and Canadian national electrical and energy codes and most local building codes. Local electrical codes vary. Consult a qualified electrician or electrical engineer for proper installation of all electrical equipment.

Surface Materials

Power spheres, power and communication spheres, and power and communication ports

- Black plastic only



Specifying Power and Communication Accessories

Specifying

Power and Communication Accessories

Power Sphere	326
Power and Communication Sphere	326
Oval Power and Communication Ports	327
Round Power and Communication Ports	327
Wire Manager	328
Wire Clips	328
Cable Tray	328

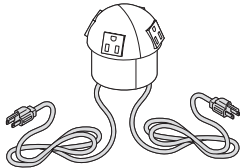
Cabling Components

Internode Cord and Cable Managers	329
Internode Harness Clips	329

Local electrical codes vary. Consult a qualified electrical contractor or engineer for the proper installation of electrical equipment.

Power and Communication Accessories

Power Sphere



Tip: Sphere is field installed.

Standard Includes	Required to Specify
<ul style="list-style-type: none"> ▶ Need help? Product details, page 322 • Sphere with four simplex electrical outlets: black plastic • Two 6' power cords (each rated at 15 amps), if selected: black plastic 	Style number

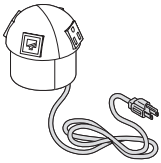
Specification Information

• Dimensions			• Style	• U.S.
D	W	H	Number	Price

Four Electrical Outlets with 6' Power Cords

3 ³ / ₈ "	3 ³ / ₈ "	3"	PTDMGB1	\$401

Power and Communication Sphere



Tip: Sphere is field installed.

Tip: Face plates in sphere accommodates standard voice/data jacks. Order jacks by calling any of the manufacturers listed below:

- AMP Corporation 1.800.522.6752
- Leviton 1.800.722.2082
- Lucent 1.800.344.0223
- Krone 1.800.775.5766
- Panduit 1.800.777.3300

Standard Includes	Required to Specify
<ul style="list-style-type: none"> ▶ Need help? Product details, page 322 • Sphere with two simplex electrical outlets: black plastic • Face plates to accommodate two customer-supplied voice/data jacks: black plastic • 6' power cord with plug rated at 15 amps, if selected: black plastic 	Style number

Specification Information

• Dimensions			• Style	• U.S.
D	W	H	Number	Price

Sphere with One 6' Power Cord

3 ³ / ₈ "	3 ³ / ₈ "	3"	PTDMGB3	\$401

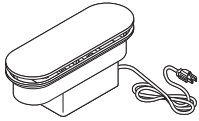


For Canadian Pricing

Multiply U.S. Price by the Canadian price factor.

- ▶ See page 1 for details.

Oval Power and Communication Ports



Tip: Port is field installed.

Tip: Jacks can be purchased by calling any of the manufacturers listed below:

- AMP Corporation 1.800.522.6752
- Leviton 1.800.722.2082
- Lucent 1.800.344.0223
- Krone 1.800.775.5766
- Panduit 1.800.777.3300

Standard Includes		Required to Specify
▶ Need help? Product details, page 322	<ul style="list-style-type: none"> • Oval unit with four electrical outlets and circuit breaker: black plastic • Oval cap: black plastic • 6' power cord with plug rated at 15 amps • Decorative metal cap, if selected: 9201 Polished Chrome or 9211 Nickel • Six Cat 5e RJ 45 jacks and six Cat 3 RJ11 jacks 	1 Style number 2 Finish color number for decorative metal cap, if selected: 9201 Polished Chrome 9211 Nickel

Specification Information				
Dimensions			Style	U.S.
D	W	H	Number	Price

Oval Power and Communication Port

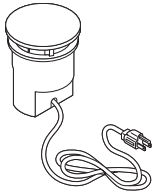
12 ³ / ₈ "	3 ⁷ / ₈ "	4 ⁹ / ₁₆ "	PTRLGB1	\$863
----------------------------------	---------------------------------	----------------------------------	----------------	-------

Decorative Metal Cap

12 ³ / ₈ "	3 ⁷ / ₈ "	1/4"	PTRLGBCAP	\$212
----------------------------------	---------------------------------	------	------------------	-------

Power and
Communication

Round Power and Communication Ports



Tip: Port is field installed.

Tip: Jacks can be purchased by calling any of the manufacturers listed below:

- AMP Corporation 1.800.522.6752
- Leviton 1.800.722.2082
- Lucent 1.800.344.0223
- Krone 1.800.775.5766
- Panduit 1.800.777.3300

Standard Includes		Required to Specify
▶ Need help? Product details, page 322	<ul style="list-style-type: none"> • Round unit with two electrical outlets: black plastic • 6' power cord with plug rated at 15 amps: black plastic • Adapters for two customer-supplied data couplers/jacks • Decorative metal cap, if selected: 9201 Polished Chrome or 9211 Nickel 	1 Style number 2 Finish color number for decorative metal cap, if selected: 9201 Polished Chrome 9211 Nickel

Specification Information				
Dimensions			Style	U.S.
D	W	H	Number	Price

Round Power and Communication Port

4 ¹ / ₄ "	4 ¹ / ₄ "	4 ⁵ / ₁₆ "	PTRSGB1	\$586
---------------------------------	---------------------------------	----------------------------------	----------------	-------


Decorative Metal Cap

4 ¹ / ₂ "	4 ¹ / ₄ "	1/4"	PTRSGBCAP	\$110
---------------------------------	---------------------------------	------	------------------	-------

 **For Canadian Pricing**
Multiply U.S. Price by the Canadian price factor.
▶ See page 1 for details.

Power and Communication Accessories, continued

Wire Manager



Standard Includes		Required to Specify
▶ Need help? Product details, page 322	• 25" wire manager with double-sided tape: black plastic	Style number

Specification Information				
Dimensions			Style	U.S.
D	W	H	Number	Price
1"	3/4"	25"	AWVW	\$24

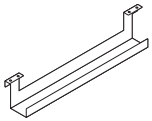
Wire Clips



Standard Includes		Required to Specify
▶ Need help? Product details, page 323	• Carton of six: black plastic only • Foam tape • Mounting screws	Style number

Specification Information	
Style	U.S.
Number	Price
999CHT	\$118

Cable Tray



Tip: Cable tray can be mounted behind a technology modesty panel.

Standard Includes		Required to Specify
▶ Need help? Product details, page 322	• Cable tray: black paint only • Attachment hardware	Style number

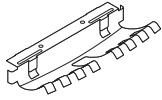
Specification Information				
Dimensions			Style	U.S.
D	W	H	Number	Price
3"	32"	5 1/4"	AWAA	\$116



For Canadian Pricing
Multiply U.S. Price by the Canadian price factor.
▶ See page 1 for details.

Cabling Components

Internode Cord and Cable Managers



Tip: Use the cord and cable manager to manage a large volume of wires or to hold conduit, from power units and power channels.

Standard Includes	Required to Specify
<ul style="list-style-type: none"> • Cord and cable manager: 6653 Solar Black only • Package of four 	Style number

Specification Information				
• Dimensions			• Style	• U.S.
D	W	H	Number	Price
3½"	10"	1¾"	GFUCCM	\$216
•	•	•	•	•

Internode Harness Clips



Tip: Use the harness clip to route conduit, from power units and power channels.

Standard Includes	Required to Specify
<ul style="list-style-type: none"> • Package of 25 harness clips with screws: black only 	Style number

Specification Information		
• Diameter	• Style	• U.S.
	Number	Price
1¼"	GFUCMC	\$70
•	•	•

Power and Communication

 **For Canadian Pricing**
 Multiply U.S. Price by the Canadian price factor.
 ▶ See page 1 for details.



Understanding Lighting

Shelf Light Comparison	332
Product Details	
Shelf Lights	334
Daisy Chaining	338

Underwriters Laboratory (UL) and Canadian Standards Association (CSA) listed. These lights have been designed to meet U.S. and Canadian national electrical and energy codes and most local building codes. Local electrical codes vary, so you should consult a qualified electrical contractor or engineer for proper installation of all electrical equipment.

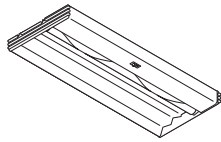
Shelf Light Comparison

Shelf lights mount into the recessed bottom of storage shelves and bins to illuminate the worksurface. Shelf lights are available to control the quality of light for specific applications. Each type is compatible with Steelcase systems furniture.

Shelf Lights

Storage-Mounted Lights

Standard Shelf Light



Mounting Options

- Universal mounting package (standard)
- Flush mount
- Competitive mounting package

- ▶ Understanding Page 334
- ▶ Specifying Page 340

Depth

9 1/4"

Width

25", 37", or 49"

Lamp

- T8 Fluorescent

Watts/Lumens/Efficacy

25"W-17 Watts/1343 Lumens/79 Efficacy
 37"W-25 Watts/2150 Lumens/86 Efficacy
 49"W-32 Watts/2899 Lumens/90.6 Efficacy

Color Temperature

3500K

Description

The right choice for the majority of people in today's workplace who switch frequently from task to task throughout the day.

Optics

Faceted, white reflector
 Contrast sleeve that can be manually rotated to vary light

Ballasts

- Electronic ballast
- High power factor ballast

Electronic Dimmer

- Not available

Lens Options

- None

Average Rated Lamp Life

- 20,000 hours

Warranty

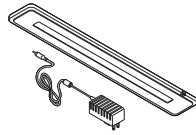
- Ballast - 5 years
- Fixture - 12 years

Shelf lights offer end users added control and adjustability to place the proper amount of task lighting to create a holistic work-setting. Ideally suited for recessed mount applications to bottom of bin or shelf.

LED Shelf Light

Storage-Mounted Lights

LED Shelf Light



Mounting	<ul style="list-style-type: none"> Standard includes magnetic mount for steel bins and shelves. Optional fastener kit for wood and aluminum shelves are available.
	<ul style="list-style-type: none"> Understanding <ul style="list-style-type: none"> ▶ Page 336 Specifying ▶ Page 341
Depth	2½"
Width	18"
Number of LEDs	102 LEDs
Watts/Lumens/Efficacy	9.6 Watts /522 Lumens/54 Efficacy
Color Rendering Index	94
Color Temperature	3500K
Description	The most environmentally-friendly light in the portfolio. Consumes only 11 watts of power, contains no harmful metals (mercury), and has a useful life of over 50,000 hours. Ideally suited for recessed mount applications to bottom of bin or shelf.
Finish Options	<ul style="list-style-type: none"> Bottom surface clear anodized aluminum only. Plastic cover Arctic White (6009) or Black (6000).
Optics	<ul style="list-style-type: none"> Polycarbonate matte film
Ballasts	<ul style="list-style-type: none"> Energy saving low-voltage power supply
Electronic Dimmer	<ul style="list-style-type: none"> Standard on all lights
Average Rated Lamp Life	<ul style="list-style-type: none"> 50,000 hrs.
Warranty	<ul style="list-style-type: none"> Power supply - 5 years Fixture - 12 years

Shelf Lights

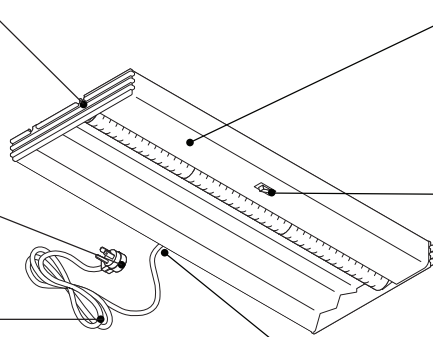
Standard

► Specifying, page 340

End cap cord managers, molded into the durable plastic end caps, allow you to route and manage excess cord.

Plug is flat so it remains close to the receptacle.

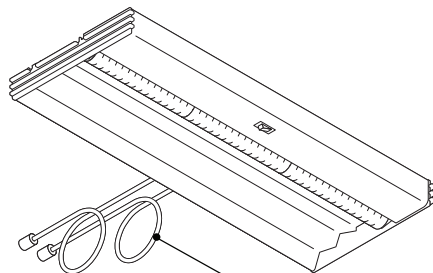
9' cord with grounded plug is factory installed. Length is maximum allowed by U.S. National Electrical Code. Cord with circuit breaker is available to meet the requirements of the Chicago code.



Housing is painted black. Optional paint colors are available.

On-off switch is centered on the front edge of the Standard shelf light.

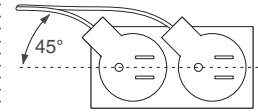
Cord exits from the center of the back of the light for Standard shelf light.



Daisy chain cords have modular connectors to link Standard shelf lights together.

Product Details

Shelf light includes the lamp, ballast, and either a 9' cord with three-prong plug or daisy-chain cords.

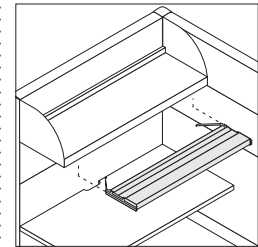


Plug configuration allows two Standard shelf lights to engage adjacent outlets in one receptacle.

Energy-saving T8 lamps have triphosphor coating for balanced color and pleasing light.

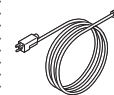
Connections

Shelf light mounts recessed or flush depending on design of overhead storage bin or shelf. Installation is done in the field.



Universal bracket allows shelf light to be installed without tools under most metal overhead storage bins and shelves.

Specify Underline task light or LED shelf light for use under 24" wide bins. Standard and Bottomline 24" wide lights do not fit under 24" wide bins.



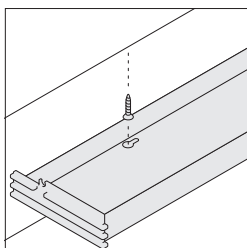
Daisy chain starter cord must be ordered separately when used with Standard shelf lights in a daisy chain application.

Actual Dimensions

Standard

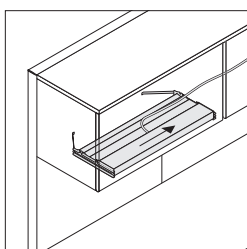
Depth	9 1/4" (235 mm)
Width	24 5/8", 36 5/8", or 48 5/8" (625 mm, 930 mm, or 1235 mm)
Height	1 3/4" (44 mm)

Width	Lamp width	Lamp wattage	Replacement lamps
24 ⁵ / ₈ "	24"	17 watts	F17T8-TL735
36 ⁵ / ₈ "	36"	25 watts	F25T8-TL735
48 ⁵ / ₈ "	48"	32 watts	F32T8-TL735



Keyhole slots in housing of fixture allow shelf light to be mounted beneath wood or laminate overhead storage bins and shelves using screws provided. Keyhole slots are also used to mount lights to overhead storage bins and shelves manufactured prior to August 1991.

Standard shelf competitive mounting package provides attachment hardware to mount Steelcase shelf lights on all major competitive furniture lines. Package includes screws and installation instructions.



Shelf light can be mounted anywhere from side to side beneath overhead storage bin or shelf. The cord length is the only limitation.

Wiring & Cabling

Power drawn is approximately 1/2 amp.

Daisy chaining permits interconnecting up to six Standard shelf lights from a single power outlet.
▶ Page 338

Starter cord for Standard powers first light in a daisy chain and allows you to convert any daisy chain light for independent operation.

Electronic high-power factor ballast that is roughly 45% more efficient than a normal power-factor ballast is available on Standard.

Surface Materials

Housing

- Black paint (standard)
- Paint colors (option)

Reflector

- White

Cord

- Black plastic only

End cap cord manager

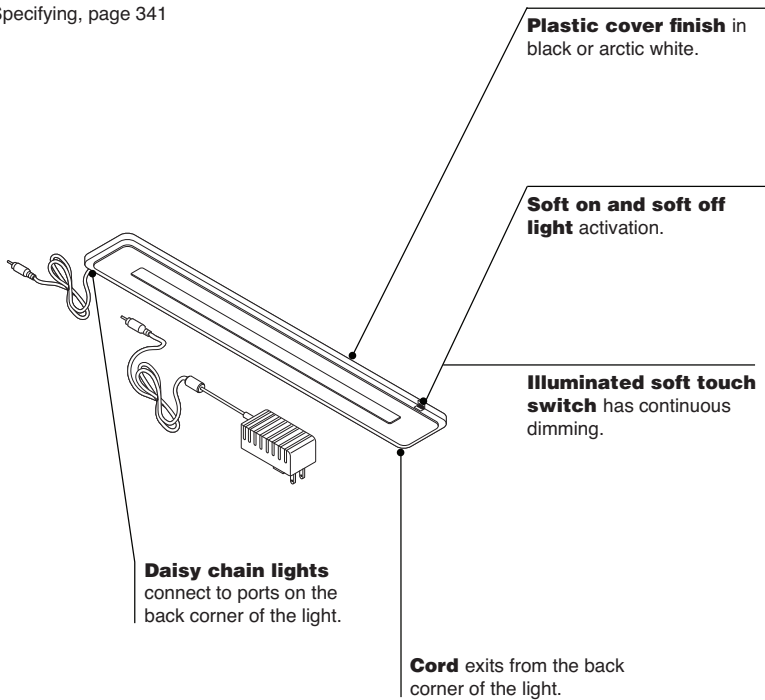
- Black plastic only

Photometric Data

Standard								
Initial horizontal footcandles for LSM24K								
Worksurface rear								
3"	88	85	78	67	55	42	31	22
6"	93	90	82	70	57	43	31	23
9"	91	88	81	69	56	41	30	21
12"	82	80	72	62	50	38	28	20
15"	69	67	61	53	43	33	24	18
18"	56	55	49	43	36	28	21	16
21"	41	40	37	32	27	22	17	13
24"	29	28	26	23	19	16	13	10
27"	19	19	18	16	14	12	10	8
30"	13	13	12	11	10	9	7	6
CL	3"	6"	9"	12"	15"	18"	21"	
Worksurface front								

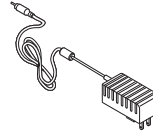
LED Shelf Lights

► Specifying, page 341




Product Details

Shelf light includes the lamp and power supply with cord set. Daisy chain primary light includes lamp and larger power supply to support up to three lights. Daisy chain secondary light includes lamp and daisy chain cord set.



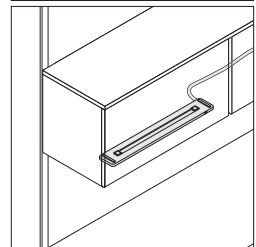
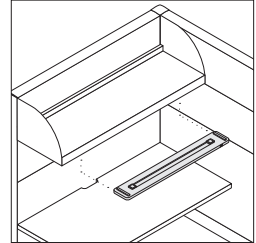
An 18 watt power supply is used on the LED standard light; it is 9' long with a two prong driver plug. *Tip: Energy saving mini-LEDs greatly reduce power use.*



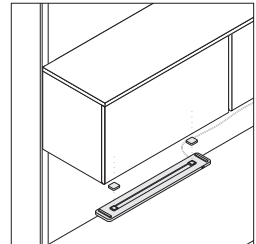
Power supply for LED daisy chain starter light uses an 11' 60 watt modular cord with standard two prong plug, an integrated low voltage cord, and a connector to attach to light.

Connections

Shelf light mounts recessed or flush depending on design of overhead storage bin or shelf. Installation is done in the field.



Magnetic mounting allows shelf light to be installed without tools under most metal overhead storage bins and shelves. This mounting allows the light to be mounted to most competitive steel bins and shelves.



Optional fastener kit allows shelf light to be mounted to wood shelves.

Specify Underline task light or LED shelf light for use under 24" wide bins. Standard and Bottomline 24" wide lights do not fit under 24" wide bins.

Actual Dimensions

Depth 2⁵/₈"

Width 18¹/₈"

Height 1/2"

Power Supply 18 Watt Cord
– 9' with two prong driver plug

Power Supply 60 Watt Cord Set (11')
– Line voltage cord: 6'
– Low voltage cord: 5'

Wiring & Cabling

Shelf light includes the lamp and power supply with cord set. Daisy chain starter light includes lamp and larger power supply to support up to three lights. Daisy chain secondary light includes lamp and daisy chain cord set.

Power supply for LED daisy chain starter light

uses a 60 watt modular cord with standard two prong plug, an integrated low voltage cord, and a connector to attach to light. An 18 watt power supply is used on the LED standard light, it is 9' long with a two prong driver plug.

Tip: Daisy chain starter light comes with a 60 watt power supply to support up to three lights. Daisy chain secondary lights do not come with a power supply, but instead come with a daisy chain cord set.

Surface Materials

Housing

- 6000 Black
- 6009 Arctic White

Reflector

- Clear anodized aluminum only

Cord

- Black plastic only

Photometric Data

LED Shelf Light

Initial horizontal footcandles for LSL18
Worksurface rear

12"	16	22	29	36	42	47	48	46	40	34	27	20	15
9"	20	28	38	49	59	66	67	64	56	46	35	26	19
6"	24	35	48	62	76	85	87	83	72	58	44	31	22
3"	27	39	55	72	89	101	104	98	85	67	50	35	24
CL	28	41	57	76	94	107	111	104	89	70	52	36	25
3"	26	38	54	71	88	100	103	97	83	66	49	34	24
6"	23	33	50	60	73	83	85	80	69	55	41	30	20
9"	19	26	36	46	55	62	64	61	53	43	33	24	17
12"	15	20	25	32	38	42	44	41	37	30	24	18	13

18" 15" 12" 9" 6" 3" CL 3" 6" 9" 12" 15" 18"

Worksurface front

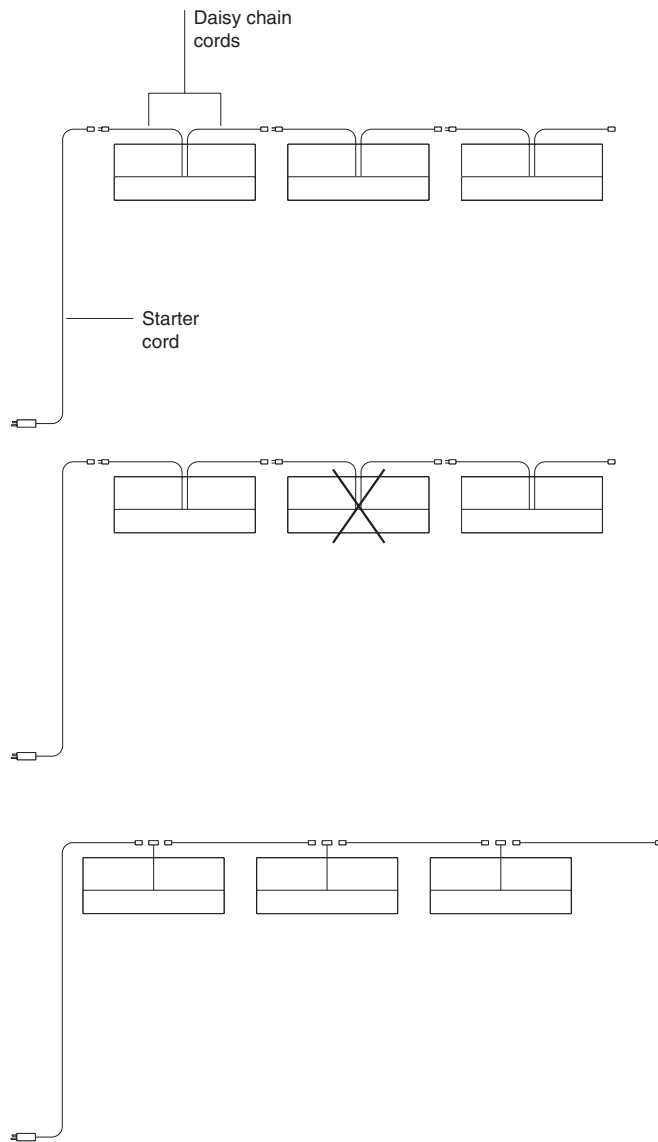
Daisy Chaining

Daisy chaining shelf lights together extends power from one fixture to another within workstations to help keep receptacles clear for other uses.

For Standard shelf lights, starter cord is required with daisy chain cords to bring power to the first shelf light in a daisy chain so there's no need to designate where each fixture will be used within the chain.

Power will not be interrupted in a chain even if one of the shelf lights is turned off or its lamp has burned out. That's because the path of power through the chain doesn't pass through the lamps or switches.

Additions to a chain are possible at any time by adding a jumper cord.



Tip: Daisy chaining is not allowed in Chicago. Local electrical codes vary, so you should consult a qualified electrical contractor or engineer for proper installation of all electrical equipment.

Tip: Overhead cabinets and shelves provide a recessed area for shelf lights. They are not designed to conceal cords when daisy chaining.

Tip: When using upmount brackets with overhead storage and daisy chaining lights, use the open design upmount bracket for better cord management.

Specifying Lighting

Specifying

Standard Shelf Lights

340

LED Shelf Lights

341

Underwriters Laboratory (UL) and Canadian Standards Association (CSA) listed. These lights have been designed to meet U.S. and Canadian national electrical and energy codes and most local building codes. Local electrical codes vary, so you should consult a qualified electrical contractor or engineer for proper installation of all electrical equipment.

Standard Shelf Lights ✕ 10/26

Tip: Daisy chaining shelf lights together extends power from one fixture to another within workstations to help keep receptacles clear for other uses.
 ▶ See page 338 for more information.

Tip: Daisy chaining is not allowed in Chicago. Local electrical codes vary, so you should consult a qualified electrical contractor or engineer for proper installation of all electrical equipment.

Tip: Because shelf lights are usually recessed, black is the standard paint color. Paint colors other than black have an upcharge.

Tip: If an optional paint color is selected for the housing, the electrical switches and end caps will remain black plastic.

Standard Includes	Required to Specify
<ul style="list-style-type: none"> ▶ Need help? Product details, page 334 • Light housing with centered on-off switch: black paint • End cap cord managers: black plastic only • Cords: <ul style="list-style-type: none"> – Standard and Chicago (including circuit breaker), 9' cord with three-prong plug at 45° angle: black plastic only – Daisy chain, one 78" cord with modular connectors for daisy chaining: black plastic only • Contrast sleeve around lamp • Faceted reflector: white only • T8 3500K lamp • Ballast • Universal mounting hardware package • Daisy chain starter cord, if selected: black plastic only (order separately) 	<ol style="list-style-type: none"> Style number Paint color number, if other than black (see options below) Options, if selected (see below) <ul style="list-style-type: none"> ▶ See <i>Surface Materials</i>, page 344.

Options	U.S. Price	Required to Specify
Surface Materials <ul style="list-style-type: none"> • Painted light housing other than black 	+\$38	Specify paint color number for housing.
Bracket Option <ul style="list-style-type: none"> • Competitive mounting package • Flush mounting package 	No cost	Specify with <i>competitive mounting package</i> . Specify with <i>flush mounting package</i> and paint color number for end cap covers.

Specification Information			
• Dimensions	• Lamp	• Style	• U.S.
D W H	Wattage	Number	Base Price

Electronic High-Power-Factor Ballast

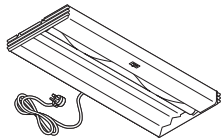
With Standard Power Cord					
9 1/4"	25"	1 3/4"	17 watts	LSM24K ✕ 10/26	\$668
9 1/4"	37"	1 3/4"	25 watts	LSM36K ✕ 10/26	\$707
9 1/4"	49"	1 3/4"	32 watts	LSM48K ✕ 10/26	\$765
With Chicago Cord Including Circuit Breaker					
9 1/4"	25"	1 3/4"	17 watts	LSM24KC ✕ 10/26	\$771
9 1/4"	37"	1 3/4"	25 watts	LSM36KC ✕ 10/26	\$810
9 1/4"	49"	1 3/4"	32 watts	LSM48KC ✕ 10/26	\$868
With Daisy Chain Cords					
9 1/4"	25"	1 3/4"	17 watts	LSM24KD ✕ 10/26	\$727
9 1/4"	37"	1 3/4"	25 watts	LSM36KD ✕ 10/26	\$766
9 1/4"	49"	1 3/4"	32 watts	LSM48KD ✕ 10/26	\$824

Related Products			
• Quantity in Package	• Length	• Style Number	• U.S. Price

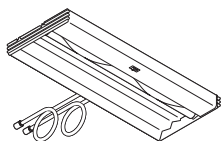
Daisy Chain Starter Cord

1	78"	LS1FSC ✕ 10/26	\$ 92
6	78"	LS6FSC ✕ 10/26	\$552

✕ 10/26 = Last order entry
 October 18, 2026



Tip: When ordering with standard power cord or Chicago cord, daisy chaining is not possible.



Tip: Remember to order a daisy chain starter cord.
 ▶ See *Related Products* on next page.



Tip: Use with Standard shelf light with daisy chain cord only.

LED Shelf Lights

Tip: Maximum number of lights that can be daisy chained is three lights.

Standard Includes		Required to Specify
▶ Need help? Product details, page 336	<ul style="list-style-type: none"> Aluminum extrusion with plastic cover Power supply with cord Soft touch switch Thin profile accommodates recessed and low profile flush mounting Ultra energy efficient LED light source Universal magnetic mounting Polycarbonate matte film diffuser Continuous dimming 	<ol style="list-style-type: none"> Style number Plastic color number for cover: <ul style="list-style-type: none"> 6000 Black 6009 Arctic White Options, if selected (see below)

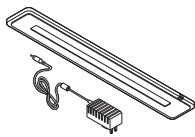
Options	U.S. Price	Required to Specify
Mounting • Fastener kit for use with wood shelf	+\$9	Specify with fastener kit.

Specification Information

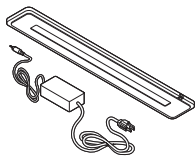
Dimensions			Lamp Wattage	Style Number	U.S. Base Price
D	W	H			
2 1/2"	18"	1/2"	9.6 watts	LSL18	\$549

LED Standard Light

2 1/2"	18"	1/2"	9.6 watts	LSL18	\$549
--------	-----	------	-----------	-------	-------



Tip: LED standard light comes with a 9' 18 watt power supply.



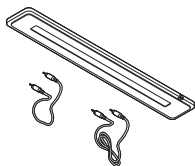
Tip: Daisy chain starter light comes with a 60 watt power supply that will support up to three lights in series (11' cord; 6' from power supply to power outlet, 5' from power supply to fixture). Does not include daisy chain jumper cords.

LED Daisy Chain Starter Light

2 1/2"	18"	1/2"	9.6 watts	LSL18YA	\$591
--------	-----	------	-----------	---------	-------

LED Daisy Chain Secondary Light

2 1/2"	18"	1/2"	9.6 watts	LSL18YB	\$540
--------	-----	------	-----------	---------	-------



Tip: Daisy chain secondary light does not come with a power supply. Daisy chain cord package (8" and 30") comes standard with each secondary light.



Surface Materials

Surface Materials	344
Veneer Cut Guidelines	349
Understanding Low-Pressure Laminate and High-Pressure Laminate	350
Color Availability Matrices	352
Recommended Edge Banding Finishes for Laminate Products	361
Specification Guidelines for Vertical Fabric Applications	362

Surface Materials

This listing includes all the surface material choices that are available for the products in this specification guide.

Resources

For more information about surface materials, refer to the following resources:

Additional surface materials specification tools are available to assist you in the specification process—the Surface Materials Binders.

The global surface materials palette is a core collection of finishes that is available across multiple geographies (Americas/EMEA – Europe, Middle East, and Africa/APAC – Asia Pacific) and on global product lines, where applicable. For a list of finishes included in the offering, see the Surface Materials Reference Manual. Additional details, like product approvals by geography and finish number conversions, can also be found in the Surface Materials Reference Manual or see steelcase.com/surface-materials.

Surface Materials Binders include:

- Surface Materials Reference Manual
- A complete set of swatch cards for hard surfaces, vertical surface fabrics, and seating upholstery

Wood

▶ See *Wood Color Availability Matrix* on page 352 for color availability by product line.

Steelcase carefully selects veneer and solid wood for consistent color and grain structure. Wood is a natural material and variations will occur in color, grain and texture. These variations are part of the inherent natural beauty of wood and are not considered defects.

Wood veneers and solid wood finishes will not be an exact match to woodgrain laminates. We highly recommend ordering physical samples to understand visual differences.

Forest Stewardship Council (FSC) certified wood (veneer and core) is available on most Steelcase wood products through the Specials RFQ process.

All wood products will darken with age and exposure to ultraviolet light. This is especially apparent with cherry and maple veneer. We recommend that desk accessories be rearranged periodically to ensure even aging of wood surfaces.

When storing your wood furniture, please follow the following guidelines:

- Do not store products in trailers
- Store products in areas that simulate office temperatures (60°F to 90°F)
- Store products in areas that maintain constant, office-like humidity levels
- Keep product away from light. Cover products to make sure they are not exposed to light.

Ⓜ = Excluded

Steelcase Surfaces

Veneer

Veneers are matched for proper balance and consistency. Veneers are available or quarter cut, except for Oak, which is rift cut.

▶ Refer to the *Veneer Cut Guidelines* on page 349 for descriptions of each cut.

Open-pore finish is a medium gloss finish that leaves the wood grain texture visible to the eye and distinguishable to the touch.

Veneer

Wood Group 1

Flat-cut open-pore

- 3062 FC/OP Graphite Walnut
- 3402 FC/OP Clear Cherry (Aged)
- 3412 FC/OP Natural Cherry Ⓜ
- 3422 FC/OP Medium Cherry
- 3522 FC/OP Clear Maple
- 3702 FC/OP Clear Walnut
- 3712 FC/OP Natural Walnut
- 3752 FC/OP Medium Walnut Ⓜ
- 3762 FC/OP Dark Walnut
- 3772 FC/OP Medium Mahogany on Walnut

Flat-Cut Open-Pore, Natural Veneer

- 3342 FC/OP Black Walnut
- 35A2 FC/OP Blanch Maple
- 37A2 FC/OP Thunder Walnut

Quarter-Cut Open-Pore

- 3042 QC/OP Ash Ⓜ
- 3222 QC/OP Clear Maple
- 3292 QC/OP Blonde on Maple Ⓜ
- 3302 QC/OP Clear Walnut
- 3312 QC/OP Natural Walnut
- 3352 QC/OP Medium Walnut Ⓜ
- 3362 QC/OP Dark Walnut
- 3372 QC/OP Medium Mahogany on Walnut
- 3382 QC/OP Graphite Walnut

Quarter-Cut Open-Pore, Natural Veneer

- 32A2 QC/OP Blanch Maple
- 33A2 QC/OP Thunder Walnut
- 3392 QC/OP Black Walnut

Rift-Cut Open-Pore

- 3602 RC/OP Desert Oak

Rift-Cut Open-Pore, Natural Veneer

- 36A2 RC/OP Volcanic Oak

Wood Group 3

Flat-Cut Open-Pore, Natural Veneer

- 3082 FC/OP Washed Walnut

Wood Group 1

Open-Pore Planked Veneer

- 3P41 OP Planked Cherry
 - 3P51 OP Planked Maple
 - 3P61 OP Planked Oak
 - 3P71 OP Planked Walnut
 - 3VFX OP Unmarked Oak
- Tip: Known for its uniqueness, planked veneer has intentional and natural variations that include, but are not limited to: character marks, grain pattern, color, and natural color aging.*

Premium Veneers

A selection of Premium veneers in this collection are available on most Steelcase brand products. The collection will be available as close to standard leadtimes as possible. However, because adequate supplies of veneer and solids must be secured, all orders will be scheduled individually. Leadtimes will vary based on Premium veneer and Premium solids availability at the time the order is placed. The collection is available as Wood Group 3 as part of our Select Surface program, and supported like standard veneers to make ordering easy. Please see the Steelcase surface materials section on village.steelcase.com for sample information and product line availability. All premium veneers are in clear-coat.

Wood Group 3

Quarter-Cut Open-Pore

- 3832 QC/OP Figured Anegre

Select Surfaces

Composite Veneer

Composite veneers are an engineered wood intended to create specific grain patterns and characteristics. They are pre-stained and finished with Steelcase's Clarity water-borne UV topcoat, which protects the environment while providing durability and clarity. Only open-pore finishes are available on composite wood. Composite veneer and matching edge bands are available on most Steelcase brand products. Composites, for use as a solid nosing substitute, are not available. Steelcase does not recommend mixing composite veneers with natural solid nosings because composite and natural wood grain and color matching are rarely compatible. Composite veneers are available as Wood Group 1 pricing as part of our Select Surfaces program.

Composite Veneer Group 1

Composite Flat-Cut Open-Pore

- 3JJX FC/OP Walnut Composite
- 3LAX FC/OP Graphite on Oak Composite
- 3LCX FC/OP Medium Cherry on Cherry Composite

Composite Quarter-Cut Open-Pore

- 3F8X QC/OP European Walnut Composite
- 3HGX QC/OP Oak Composite
- 3HVX QC/OP Walnut Composite
- 3LBX QC/OP Clear Walnut on Walnut Composite
- 3LDX QC/OP Natural Walnut on Walnut Composite

Composite Veneer Group 2

Composite Flat-Cut Open-Pore

- 3LHX FC/OP Espresso on Walnut Composite

Composite Quarter-Cut Open-Pore

- 3LEX QC/OP Desert Oak on Oak Composite
- 3LGX QC/OP Chai on Walnut Composite
- 3LJX QC/OP Ebony on Walnut Composite

Custom Surfaces

Customiz stain is a service that allows you to create your own stain colors and finishes on standard veneer. Customiz stain color is available on all product lines that offer wood veneer.

A \$500 stain-matching fee applies on CUSTOMIZ requests (Exception: The \$500 fee does not apply on matches to Coalesse standard finishes or for a low-gloss finish request on a standard color). The \$500 fee covers the cost of formulating the Customiz color and applies regardless of whether or not an order for product is placed.

In addition, an approval form must be signed to indicate customer acceptance of Customiz match. A \$1500 initiation fee will be charged prior to first order entry. This initiation fee activates the finish for unlimited use on any Steelcase product for an 18 month time period. After the 18 month time period has lapsed, the Customiz finish may be reactivated for another 18 months for a \$1000 fee at any point within five years after the \$1500 initiation fee was paid. If the finish is not reactivated within five years after the \$1500 initiation fee was paid, the finish will be culled and the customer will need to pay the \$1500 initiation fee again. All style number related Customiz charges products are no cost as of April 2014. The matching and initiation fees are not discountable.

Customiz stain takes 10 days to formulate. Consult the *Surface Materials Reference Manual* for more information. Custom veneers are also available and must be quoted by Steelcase specials group. Customiz stain on custom veneers takes 2 to 4 weeks to formulate.

Requirements and information on ordering a Customiz stain color are found in the *Surface Materials Reference Manual*.

Ⓔ = Excluded

Laminate

► See *Laminate Color Availability Matrix* on page 357 for color availability by product line.

Steelcase Surfaces

High-Pressure Laminate

Price Group 1

Applies to:

- Currency
- Slim Leg HAD

Fiber Laminate

- 2850 Vanadium Fiber
- 2854 Vellum Fiber Ⓔ
- 2860 Granite Fiber
- 2862 Stucco Fiber Ⓔ

Micro Laminate

- 2920 Marl Micro
- 2921 Gypsum Micro
- 2922 Clay Micro

Patina Laminate

- 2870 Blonde Bronze Patina
- 2873 Instant Iron Patina

Solid Laminate

- 2722 Cream Ⓔ
- 2730 Arctic White
- 2746 Black
- 2759 Warm White
- 2811 Mist Ⓔ
- 2883 Seagull
- 2884 Milk
- 2885 Dune
- 2HAA Persian Salt
- 2HAB Rose
- 2HAC Indigo
- 2HAD Green Citrine Ⓔ
- 2HAE Dark Olive
- 2HAF Cloudy
- 2HMG Merle
- 2HWU Clay
- 2HWV Chalk

Speckle Laminate

- 2820 Coffee Speckle Ⓔ
- 2823 Driftwood Speckle
- 2824 Smoke Speckle
- 2825 Vanadium Speckle

Tip: Some wood veneer finishes and woodgrain laminates share the same name. Because of the difference in materials, veneers and laminates of the same name are not an exact match but do coordinate with each other.

Woodgrain Laminate

- 2406 Clear Cherry Ⓔ
- 2409 Clear Maple
- 2410 Graphite Walnut*
- 2412 Natural Cherry
- 2422 Medium Cherry Ⓔ
- 2511 Winter on Maple Ⓔ
- 2535 Virginia Walnut
- 2536 Blackwood
- 2538 Clear Walnut
- 2592 Blonde on Maple Ⓔ
- 2714 Natural Walnut Ⓔ
- 2HAK Clear Oak
- 2HAN Ash Noce
- 2HAT Acacia
- 2HAW Ash Wenge
- 2HBN Bisque Noce
- 2HBW Bisque Wenge
- 2HCN Clay Noce
- 2HCW Clay Wenge
- 2HSN Storm Noce
- 2HSW Storm Wenge
- 2HWA Grey Kingswood
- 2HWB Planked Walnut
- 2HWD Resolute Walnut
- 2HWE Natural Recon
- 2HWF Smoked Walnut Ⓔ
- 2HZA Waxed Maple
- 2HQB Natural Ash
- 2HZC Aged Ash
- 2HZD Ashwood Oak
- 2HZE Ashwood Beige
- 2HZF White Washed Birchply

* When blending laminate and veneer on the same unit, the Graphite Walnut laminate is Quarter Cut and matches Quarter Cut Graphite Walnut veneer.

Price Group 2

Textured Laminate

- 2TH2 Fawn Cypress
- 2TH4 Saddle Oak
- 2TH5 Veranda Teak
- 2TH7 Walnut Heights
- 2UH1 Reclaimed Aggregate
- 2UH2 Reclaimed Gravel
- 2UH4 Cement**
- 2UH6 Sheetrock

**2UH4 Cement has limited sizing availability, determined by product sizing and/or options. Rectangular tops with a width of 143" or greater and round tops with a diameter of 59" or greater are not available.

Price Group 3

Applies to:

- Currency

Solid Laminate

- 24H1 Satin White
- 24H2 Satin Black
- 24H3 Satin Stone
- 24H4 Satin Mocha

Steelcase Surfaces

Low-Pressure Laminate

- Applies to:
- Currency
 - Slim Leg HAD

Fiber Laminate

- 2L50 Vanadium Fiber LPL

Solid Laminate

- 247L Black V2 LPL
- 2L30 Arctic White LPL
- 2L83 Seagull LPL
- 2L84 Milk LPL
- 2L85 Dune LPL
- 2LMG Merle LPL

Woodgrain Laminate

- 24L0 Graphite Walnut LPL
- 25L1 Winter on Maple LPL **E**
- 25L5 Virginia Walnut LPL
- 25L6 Blackwood LPL
- 25L8 Clear Walnut LPL
- 26L1 Natural Cherry V2 LPL
- 2L09 Clear Maple LPL
- 2LAK Clear Oak LPL
- 2LAN Ash Noce LPL
- 2LAT Acacia LPL
- 2LAW Ash Wenge LPL
- 2LBN Bisque Noce LPL
- 2LBW Bisque Wenge LPL
- 2LCN Clay Noce LPL
- 2LCW Clay Wenge LPL
- 2LSN Storm Noce LPL
- 2LSW Storm Wenge LPL
- 2LWA Grey Kingswood LPL
- 2LWB Planked Walnut LPL
- 2LWD Resolute Walnut LPL
- 2LWF Smoked Walnut LPL **E**
- 2LWG Natural Recon LPL
- 2TL2 Fawn Cypress LPL

Custom Surfaces

Open Line Laminate (OLL)

This service allows you to order non-standard laminate at an additional processing fee of \$111 U.S. per unit, plus the cost of the laminate.

High-Pressure Laminate pricing does not include premium or digitally printed patterns from any suppliers. Laminate cost may also vary for basic or standard laminates from other suppliers. Please contact the OLL consultant at 616.475.2426 for pricing. The cost of the laminate will be added to your invoice as a separate line on the acknowledgement.

When processing orders for Open Line laminate, specify 2900 in the laminate finish field and enter the OLL manufacturer information. Specify appropriate 2K finish number for the edge finish.

Laminate Approval and Material Requirements

To confirm whether a particular laminate has already been tested for use on a specific Steelcase product or to determine material square foot requirements:

- Visit www.steelcase.com

For additional information, refer to the *Steelcase Surface Materials Reference Manual*.

Paint

Steelcase Surfaces

- Applies to:
- Slim Leg HAD shrouds and cable tray

Price Group 1

Smooth Paint

- 4238 Mocha
- 4239 Clay
- 4240 Chalk
- 4242 Milk
- 4710 Low Gloss Black
- 4843 Linen
- 4844 Glacier
- 4849 Vapor
- 4858 Seagull
- 4859 Silk
- 7190 Platinum Solid

Textured Paint

- 7207 Black
- 7225 Sand
- 7237 Slate
- 7238 Fieldstone
- 7241 Arctic White
- 7243 Seagull
- 7360 Merle

Price Group 2

Smooth Paint

- 0835 Black
- 4700 Warm White

Smooth Metallic Paint

- 4140 Arctic White Glass
- 4750 Champagne Metallic
- 4798 Sterling Metallic
- 4799 Platinum Metallic **E**
- 4803 Near Black

- Applies to:
- 2 1/2" round grommet

Price Group 1

Smooth Paint

- 7241 Arctic White

Textured Paint

- 7360 Merle

Price Group 2

Standard Paint

- 0835 Black

Smooth Metallic Paint

- 4799 Platinum Metallic

Plastic

Steelcase Surfaces

- Applies to:
- Currency
- 6000 Black
 - 6009 Arctic White
 - 6034 Natural Cherry
 - 6036 Medium Cherry
 - 6037 Winter on Maple
 - 6038 Blonde on Maple **E**
 - 6041 Natural Walnut **E**
 - 6052 Milk
 - 6053 Seagull
 - 61AA Persian Salt
 - 61AB Rose
 - 61AC Indigo
 - 61AD Green Citrine **E**
 - 61AE Dark Olivine
 - 61AF Cloudy
 - 6213 Acacia
 - 6219 Clear Oak
 - 6231 Graphite Walnut*
 - 6237 Clear Maple*
 - 6242 Virginia Walnut
 - 6243 Blackwood
 - 6245 Clear Walnut
 - 6249 Platinum Solid
 - 6271 Plywood
 - 6527 Merle
 - 6619 Ice **E**
 - 6631 Cream **E**
 - 6635 Dawn **E**
 - 6636 Mist
 - 6654 Sand
 - 6655 Warm White
 - 6695 Midnight
 - 6697 Fog
 - 6698 Fieldstone
 - 66WA Grey Kingswood
 - 66WB Planked Walnut
 - 66WD Resolute Walnut
 - 66WE Natural Recon
 - 66WF Smoked Walnut
 - 66WU Clay
 - 66WV Chalk
 - 6703 Ash Wenge
 - 6704 Storm Wenge
 - 6705 Bisque Wenge
 - 6706 Clay Wenge
 - 6707 Ash Noce
 - 6708 Bisque Noce
 - 6709 Clay Noce
 - 6710 Storm Noce
 - 6T02 Fawn Cypress
 - 6T04 Saddle Oak
 - 6T05 Veranda Teak
 - 6T07 Walnut Heights
 - 6T08 Aggregate
 - 6T09 Gravel
 - 6T10 Cement
 - 6T12 Sheetrock
- * Not available on Low-Pressure Laminate

Applies to:

- Round Power
- 5U23 Blue Jay
- 6249 Platinum Solid
- 6337 Element
- 6338 Chili
- 6527 Merle

Tip: Module power is available in black only.

Plated Metal

Steelcase Surfaces

► See *Plated and Painted Metal Color Availability Matrix* on page 360 for color availability by product line.

- 8042 Brushed Aluminum
- 8043 Anodized Aluminum
- 8046 Polished Aluminum
- 9201 Polished Chrome
- 9211 Nickel
- 9212 Silver
- 9214 Antique Pewter
- 9230 Antique Bronze
- 9250 Ember Chrome

Applies to:

- 2 1/2" round grommet
- 9201 Polished Chrome
- 9211 Nickel

Applies to:

- X-base and T-base
- 8046 Polished Aluminum

Standard Steelcase Solid Surface finishes:

Price Group A

- 2801 Glacier White
- 2973 Linen
- 2975 Bisque
- 2978 Cameo White
- 2979 Silver Grey

Price Group B

- 2972 Antarctica

Price Group C

- 2974 Canvas

E = Excluded

Vertical Surface Fabric

Applies to:
• Tackboards

Steelcase Surfaces

Price Group 1

Abacus ③

P123 Portico
P124 Opus
P125 Cusp
P126 Artifact

Allay

P525 Polar
P526 Skim
P527 Bubbly
P528 Tern
P529 Shore
P530 Asti
P531 Silver
P532 Oxide
P533 Element
P534 Construct
P535 Currency
P536 Iron

Boccie

P200 New Rice
P201 New Almond
P203 New Camel
P204 New Opal
P205 New Mist
P206 New Plum
P208 New Spearmint
P209 New Sky

Buzz2

5F03 Tomato
5F04 Red ③
5F05 Burgundy
5F06 Sky ③
5F07 Blue
5F08 Navy
5F15 Stone
5F16 Grey
5F17 Black
5G50 Dunegrass
5G51 Sable
5G55 Pumpkin
5G57 Rouge
5G59 Meadow
5G61 Cyan
5G62 Atlantic
5G63 Crocus
5G64 Alpine
5G65 Tornado

Charm

P505 Shell
P506 Mimosa
P507 Birch
P508 Sparkle
P510 Debut
P511 Clover
P513 Twilight

Dovetail by Designtex

5H39 Light Mocha
5H40 Pebble
5H41 Warm White
5H42 Sandstone
5H43 Honeycomb
5H44 Terra
5H45 Honeydew
5H46 Denim
5H47 Storm
5H48 Ice Blue
5H49 Aura
5H50 Darkest Grey

Optic

P540 Hazel
P541 Twinkle
P542 Orion
P547 Bath
P548 Whisper
P549 Breezy
P551 Glimmer

Pianista

P420 Sand
P421 Mist
P422 Rain
P423 Natural
P424 Café
P425 Denim
P426 Carbon
P427 Stone
P428 Flax
P429 Oat
P430 Wheat
P431 Maize

Rhythm

P555 Allegro
P556 Tempo
P557 Refrain
P560 Melody
P562 Opus

Tinsel

P516 Lit
P517 Ego
P518 Fizz
P519 Muse
P520 Depth
P521 Bliss
P522 Grow
P523 Dolce

Price Group 2

Bariolage

G200 New Etude
G201 New Andante ③
G202 New Cantata ③
G203 New Adagio
G204 New Melody
G205 New Ballata

Code

5FA1 Fossil
5FA2 Gabbro
5FA3 Reed
5FA4 Bluff
5FA5 Sea Salt
5FA6 Cannon
5FA7 Tussah
5FA9 Ecru
5FB1 Bamboo

Flip: Orbit

5F85 Mud Pie ③
5F87 Petoskey
5F89 Papyrus
5F91 Blizzard
5F92 Briquette

Flip: TexHex

5F75 Mud Pie ③
5F77 Petoskey
5F79 Papyrus
5F97 Blizzard
5F98 Briquette

Fresco

G001 Sandrift
G002 Mistiblu
G003 Faon

Intersection

P211 Summit
P212 Chalk
P213 Lace

Latch

P600 Seashell
P601 Clam
P602 Eggshell
P603 Zen
P604 Cool Gray
P605 Armor
P606 Sentinel
P608 Billow
P609 Nimbus

SoftNext

5H27 Obsidian
5H28 Foggy Night
5H29 Greystone
5H30 Mocha
5H31 Clay
5H32 Sandstone
5H33 Chalk
5H34 Midnight
5H35 Blue Mica
5H36 Jade
5H37 Burnt Umber
5H38 Cinnabar

Stencil

P455 Midnight
P456 Mulberry
P457 Cracked Pepper
P458 Denim
P459 Chartreuse
P460 Bittersweet
P461 Mauvelous
P462 Bermuda
P463 Concrete
P464 Orchid
P465 Parchment
P466 Silk
P467 Sea Salt
P468 Honeydew
P469 Sepia

Price Group 3

Billiard Multi-Use by Designtex

5H11 Poppy
5H12 Tangelo
5H13 Citrine/Citron
5H14 Avocado
5H16 Indigo
5H17 Mallard
5H18 Teak
5H19 Cumulus
5H20 Pewter
5H21 Gunmetal
5H22 Ink
5H23 Rose Quartz
5H24 Sea Salt
5H25 Storm Cloud
5H26 Olivine

Select Surfaces

For information on products within Select Surfaces, including accent paints and fabrics from Designtex, Gabriel, Kvadrat, and Pollack, please refer to the *Surface Materials Reference Manual* or visit steelcase.com/surface-materials under the Select Surfaces section.

Custom Surfaces

Price Group COM (Customer's Own Material)

Fabric Approval and Yardage

To confirm whether a particular COM material has already been tested for use on a specific Steelcase product or to determine actual yardage requirements:
• Visit www.steelcase.com

For additional information regard- ing Customer's Own Material

call 1.888.STEELCASE (1.888.783.3522) or send an e-mail to lineone@steelcase.com.

③ = Excluded

Seating Upholstery

Applies to:
• Currency

Steelcase Surfaces

Price Group 1

Buzz2
Era
Jacks **E**
New Black
Tip: New Black Upholstery has color numbers in both price group 1 and price group 2.

Price Group 2

Chainmail
Cogent: Connect
Dovetail by Designtex
Foundation
New Black
SoftNext
Tip: New Black upholstery has color numbers in both price group 1 and price group 2.

Price Group 3

Billiard Multi-Use by Designtex
Gaja
Redeem
Retrieve

Price Group 5

Bo Peep
Remix
Silk

Price Group 6

Brisa

Price Group 7

Steelcase Trio
Leather
Steelcase Leather **E**
Elmosoft Leather

Leather Price Group

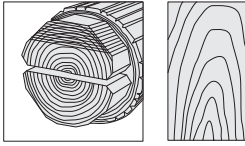
Café Leather

Elmosoft Leather Price Group

Elmosoft Leather

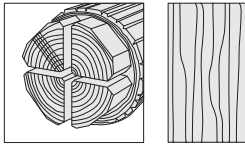
L112 Ebony
L113 Gunmetal
L114 Mica
L115 Dove Grey
L128 Red Birch
L144 Chamois
L147 Saddle
L717 Cameo
L730 Hunter
L743 Forest Green
L747 Cigar
L774 Oil

E = Excluded



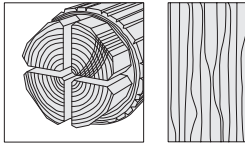
Flat Cut

Veneer is cut parallel to the flat side of the cant at a tangent to the growth rings of the tree. This produces a cathedral or oval pattern. On average, there is a 6-8" wide leaf width. On an 18" wide surface, there will likely be three leaves showing a repeated pattern.



Quarter Cut

Veneer is cut from quarter sections of the log which are produced by cutting each cant in half. Cutting lines are at an angle of approximately 90 degrees to the growth rings at the center of the quarter. This produces a straight grain or ribbon pattern. On average, leaves are 2½-4" wide.



Rift Cut

This veneer cut is specifically for oak. Cutting lines are an arc approximately perpendicular to the growth rings. This produces a comb-like straight grain or ribbon pattern. On average, leaves are 2½-4" wide.

Understanding Low-Pressure Laminate and High-Pressure Laminate

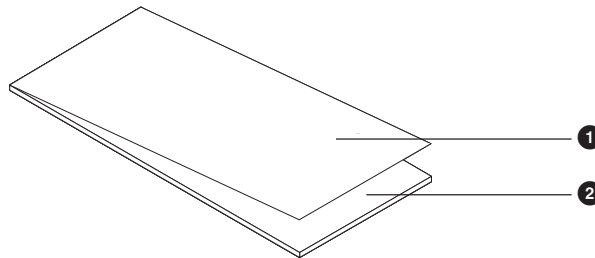
Low-Pressure Laminate (LPL)

A **single sheet of decorative paper** saturated with melamine resin. This paper sheet is bonded to a substrate without additional adhesives.

Low-Pressure Laminate is sufficient for many applications, including private offices. However, if wear and tear is a concern, consider HPL for worksurfaces and LPL for storage.

Low-Pressure Laminate (LPL):

- 1 Melamine saturated decorative sheet
- 2 Substrate (particleboard or MDF)



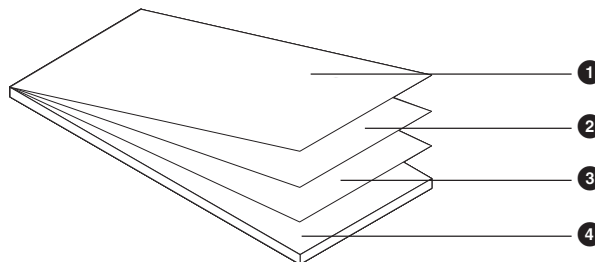
High-Pressure Laminate (HPL)

Made up of several layers of material, including a wear resistant overlay, a decorative paper impregnated with melamine, and three to five additional sheets of impregnated kraft paper. These materials are fused together forming a solid laminate sheet. This laminate sheet is bonded to a substrate using a water-based adhesive.

High-Pressure Laminates meet or exceed all NEMA test standards for High-Pressure Laminates and are more durable than LPL when it comes to wear, impact, and chemical resistance. Use HPL if selecting furniture for high-use or heavy-use areas, classrooms, or healthcare facilities.

High-Pressure Laminate (HPL):

- 1 Melamine overlay
- 2 Decorative sheet
- 3 Impact-resistant kraft paper
- 4 Substrate (particleboard or MDF)



Additional information:

There are a number of blending tactics to control costs while still providing additional durability. Specify worksurfaces in HPL and storage in LPL or specify storage cases in LPL with door and drawer fronts in HPL.

Because the construction and manufacturing processes are different, there will be slight differences in gloss and overall appearance. They are intended to coordinate and if blended are not generally noticeable because they are on different parts of a product or application.

If blending, we recommend consistency within the application, i.e. all worksurfaces in HPL, or all storage cases are LPL with HPL fronts.

Color Availability Matrices

Wood

Available wood color choices are indicated in this matrix for each Steelcase Wood Furniture product.
 ▶ Refer to page 349 for the *Veneer Cut Guidelines*.

	Fill Level	Slim Leg HAD
Flat Cut		
Cherry		
3402 FC/OP Clear Cherry (Aged)	OP	■
3412 FC/OP Natural Cherry ③	OP	■
3422 FC/OP Medium Cherry	OP	■
Maple		
3522 FC/OP Clear Maple*	OP	■
Walnut		
3062 FC/OP Graphite Walnut	OP	■
3702 FC/OP Clear Walnut	OP	■
3712 FC/OP Natural Walnut	OP	■
3752 FC/OP Medium Walnut ③	OP	■
3762 FC/OP Dark Walnut	OP	■
3772 FC/OP Medium Mahogany on Walnut	OP	■
Quarter Cut		
Ash		
3042 QC/OP Ash* ③	OP	■
Maple		
3222 QC/OP Clear Maple*	OP	■
3292 QC/OP Blonde on Maple ③	OP	■

Legend

- = Not available
- = Available
- = Available with exceptions
- ③ = Excluded

Fill Level Key

OP = Open-pore
 FC = Full-cut
 QC = Quarter-cut
 ▶ For a description of fill level, see *Surface Materials Reference Manual*.

*To ensure an understanding of the color ranges and characteristic variations of natural veneer, a sign-off sheet is required prior to orders being accepted for this clear-coat finish. The sign-off sheet is available through Steelcase advertising stock. Form number 05-0001370.

▶ Continued on next page

Wood, continued from previous page

Available wood color choices are indicated in this matrix for each Steelcase Wood Furniture product.

		Fill Level	Slim Leg HAD
Quarter Cut, continued			
Walnut			
3302	QC/OP Clear Walnut	OP	■
3312	QC/OP Natural Walnut	OP	■
3352	QC/OP Medium Walnut E	OP	■
3362	QC/OP Dark Walnut	OP	■
3372	QC/OP Medium Mahogany on Walnut	OP	■
3382	QC/OP Graphite Walnut	OP	■
Rift Cut			
Oak			
3602	RC/OP Desert Oak	OP	■
Premium Wood			
Wood Group 3			
3832	QC/OP Figured Anegre	OP	■
Planked Veneer			
Wood Group 1			
3P41	OP Planked Cherry	OP	■
3P51	OP Planked Maple	OP	■
3P61	OP Planked Oak	OP	■
3P71	OP Planked Walnut	OP	■
3VFX	OP Unmarked Oak	OP	■
Natural Veneer			
Wood Group 1			
32A2	QC/OP Blanch Maple	OP	■
33A2	QC/OP Thunder Walnut	OP	■
3342	FC/OP Black Walnut	OP	■
3392	QC/OP Black Walnut	OP	■
35A2	FC/OP Blanch Maple	OP	■
36A2	RC/OP Volcanic Oak	OP	■
37A2	FC/OP Thunder Walnut	OP	■
Wood Group 3			
3082	FC/OP Washed Walnut	OP	■

Legend

- = Not available
- = Available
- = Available with exceptions
- E** = Excluded

Fill Level Key

OP = Open-pore
 FC = Full-cut
 QC = Quarter-cut
 RC = Rift-cut
 ▶ For a description of fill level, see *Surface Materials Reference Manual*.

Tip: Full-fill finish is not available on Premium veneers as a standard.

▶ Refer to page 349 for the *Veneer Cut Guidelines*.

▶ Continued on next page

Wood, continued from previous page

Available wood color choices are indicated in this matrix for each Steelcase Wood Furniture product.

	Fill Level	Slim Leg HAD
Select Surfaces		
Composite Veneers		
Composite Veneer Group 1		
3JJX FC/OP Walnut Composite	OP	■
3LAX FC/OP Graphite on Oak Composite	OP	■
3LCX FC/OP Medium Cherry on Cherry Composite	OP	■
3F8X QC/OP European Walnut Composite	OP	■
3HGX QC/OP Oak Composite	OP	■
3HVX QC/OP Walnut Composite	OP	■
3LBX QC/OP Clear Walnut on Walnut Composite	OP	■
3LDX QC/OP Natural Walnut on Walnut Composite	OP	■
Composite Veneer Group 2		
3LHX FC/OP Espresso on Walnut Composite	OP	■
3LEX QC/OP Desert Oak on Oak Composite	OP	■
3LGX QC/OP Chai on Walnut Composite	OP	■
3LJX QC/OP Ebony on Walnut Composite	OP	■

Legend

- = Not available
- = Available
- = Available with exceptions
- Ⓢ = Excluded

Fill Level Key

OP = Open-pore
 FC = Full-cut
 QC = Quarter-cut
 ▶ For a description of fill level, see *Surface Materials Reference Manual*.

Laminate

Available laminate color choices are indicated in this matrix for each Steelcase Wood Furniture product.

Legend

- = Not available
- = Available
- = Available with exceptions
- ⓔ = Excluded

	Steelcase Wood Furniture	
	Currency	Slim Leg HAD
High-Pressure Laminates (HPL)		
Price Group 1		
Fiber Laminates		
2850 Vanadium Fiber	■	■
2854 Vellum Fiber ⓔ	■	■
2860 Granite Fiber	■	■
2862 Stucco Fiber ⓔ	■	■
Markerboard Laminate		
2977 Markerboard	•	•
Micro Laminates		
2920 Marl Micro	■	■
2921 Gypsum Micro	■	■
2922 Clay Micro	■	■
Patina Laminates		
2870 Blonde Bronze Patina	■	■
2873 Instant Iron Patina	■	■
Solid Laminates		
2722 Cream ⓔ	■	■
2730 Arctic White	■	■
2746 Black	■	■
2759 Warm White	■	■
2811 Mist ⓔ	■	■
2883 Seagull	■	■
2884 Milk	■	■
2885 Dune	■	■
2HAA Persian Salt	■	■
2HAB Rose	■	■
2HAC Indigo	■	■
2HAD Green Citrine ⓔ	■	■
2HAE Dark Olivine	■	■
2HAF Cloudy	■	■
2HMG Merle	■	■

► **Continued on next page**

Laminate, continued from previous page

Available laminate color choices are indicated in this matrix for each Steelcase Wood Furniture product.

Legend

- = Not available
- = Available
- = Available with exceptions
- ⓔ = Excluded

	Steelcase Wood Furniture	
	Currency	Slim Leg HAD
High-Pressure Laminates (HPL) Price Group 1		
Speckle Laminates		
2820 Coffee Speckle ⓔ	■	■
2823 Driftwood Speckle	■	■
2824 Smoke Speckle	■	■
2825 Vanadium Speckle	■	■
Woodgrain Laminates		
2406 Clear Cherry ⓔ	■	■
2409 Clear Maple	■	■
2410 Graphite Walnut	■	■
2412 Natural Cherry	■	■
2422 Medium Cherry ⓔ	■	■
2511 Winter on Maple ⓔ	■	■
2535 Virginia Walnut	■	■
2536 Blackwood	■	■
2538 Clear Walnut	■	■
2592 Blonde on Maple ⓔ	■	■
2714 Natural Walnut ⓔ	■	■
2897 Desert Oak	•	■
2HAK Clear Oak	■	■
2HAN Ash Noce	■	■
2HAT Acacia	■	■
2HAW Ash Wenge	■	■
2HBN Bisque Noce	■	■
2HBW Bisque Wenge	■	■

▶ Continued on next page

Laminate, continued from previous page

Available laminate color choices are indicated in this matrix for each Steelcase Wood Furniture product.

Legend

- = Not available
- = Available
- = Available with exceptions
- Ⓢ = Excluded

	Steelcase Wood Furniture	
	Currency	Slim Leg HAD
High-Pressure Laminates (HPL)		
Price Group 1		
Woodgrain Laminates		
2HCN Clay Noce	■	■
2HCW Clay Wenge	■	■
2HSN Storm Noce	■	■
2HSW Storm Wenge	■	■
2HWA Grey Kingswood	■	■
2HWB Planked Walnut	■	■
2HWD Resolute Walnut	■	■
2HWE Natural Recon	■	■
2HWF Smoked Walnut Ⓢ	■	■
2HZA Waxed Maple	■	■
2HZB Natural Ash	■	■
2HZC Aged Ash	■	■
2HZD Ashwood Oak	■	■
2HZE Ashwood Beige	■	■
2HZF White Washed Birchply	■	■
High-Pressure Laminates (HPL)		
Price Group 2		
Textured Laminate (HPL)		
2TH2 Fawn Cypress	■	■
2TH4 Saddle Oak	■	■
2TH5 Veranda Teak	■	■
2TH7 Walnut Heights	■	■
2UH1 Reclaimed Aggregate	■	■
2UH2 Reclaimed Gravel	■	■
2UH4 Cement	■	■
2UH6 Sheetrock	■	■
High-Pressure Laminates (HPL)		
Price Group 3		
Solid Laminates		
24H1 Satin White	■	■
24H2 Satin Black	■	■
24H3 Satin Stone	■	■
24H4 Satin Mocha	■	■
2HAL Scarlet	•	•
2HUB Burnished Bronze	•	•
2HWU Clay	■	■
2HWV Chalk	■	■

► **Continued on next page**

Laminate, continued from previous page

Available laminate color choices are indicated in this matrix for each Steelcase Wood Furniture product.

Legend

- = Not available
- = Available
- = Available with exceptions
- ⓔ = Excluded

	Steelcase Wood Furniture	
	Currency	Slim Leg HAD
Low-Pressure Laminates (LPL)		
Fiber Laminates		
2L50 Vanadium Fiber LPL	■	■
Solid Laminates		
247L Black Version 2 LPL	■	■
2L30 Arctic White LPL	■	■
2L83 Seagull LPL	■	■
2L84 Milk LPL	■	■
2L85 Dune LPL	■	■
2LMG Merle LPL	■	■
Woodgrain Laminates		
24L0 Graphite Walnut LPL	■	■
25L1 Winter on Maple LPL ⓔ	■	■
25L5 Virginia Walnut LPL	■	■
25L6 Blackwood LPL	■	■
25L8 Clear Walnut LPL	■	■
26L1 Natural Cherry Version 2 LPL	■	■

Laminate, continued from previous page

Available laminate color choices are indicated in this matrix for each Steelcase Wood Furniture product.

Legend

- = Not available
- = Available
- = Available with exceptions
- ⓔ = Excluded

	Steelcase Wood Furniture	
	Currency	Slim Leg HAD
Low-Pressure Laminates (LPL)		
Woodgrain Laminates		
2L09 Clear Maple LPL	■	■
2LAK Clear Oak LPL	■	■
2LAN Ash Noce LPL	■	■
2LAT Acacia LPL	■	■
2LAW Ash Wenge LPL	■	■
2LBN Bisque Noce LPL	■	■
2LBW Bisque Wenge LPL	■	■
2LCN Clay Noce LPL	■	■
2LCW Clay Wenge LPL	■	■
2LSN Storm Noce LPL	■	■
2LSW Storm Wenge LPL	■	■
2LWA Gey Kingswood	■	■
2LWB Planked Walnut	■	■
2LWD Resolute Walnut	■	■
2LWG Natural Recon	■	■
2LWF Smoked Walnut ⓔ	■	■
2TL2 Fawn Cypress	■	■
Open Line Laminate (Upcharge)		
Open Line Laminate	■	■

Color Availability Matrices, continued

Plated and Painted Metal

Not every plated metal color is available on every metal component for every product line. This matrix gives you an overview of which plated metal colors are available on each product line and component.

Legend

- = Not available
- = Available
- = Available with exceptions
- ⓔ = Excluded

	0835 Black	4750 Champagne Metallic	4798 Sterling Metallic ⓔ	4799 Platinum Metallic	4803 Near Black	7207 Black Textured	7225 Sand	7241 Arctic White	7243 Seagull	7280 Smooth Bronze	7360 Merle	8042 Brushed Aluminum	8043 Anodized Aluminum	8046 Polished Aluminum	9201 Polished Chrome	9211 Nickel	9212 Silver	9214 Antique Pewter	9230 Antique Bronze	9250 Ember Chrome	
Currency																					
Locks	•	•	•	•	•	•	•	•	•	•	•	•	•	•	■	•	•	•	•	•	■
Column leg	•	•	•	■	•	■	•	•	•	•	•	•	•	•	•	•	•	•	•	•	•
Post leg	•	•	•	■	•	■	•	•	•	•	•	•	•	•	•	•	•	•	•	•	•
Square leg	■	■	■	■	■	■	■	■	■	•	■	•	•	•	•	•	•	•	•	•	•
T-base	■	■	■	■	■	■	■	■	■	•	■	•	•	■	•	•	•	•	•	•	•
X-base	■	■	■	■	■	■	■	■	■	•	■	•	•	■	•	•	•	•	•	•	•
Flip grommet	•	•	•	■	•	■	•	•	•	•	•	•	•	•	•	•	•	•	•	•	•
Ledge pull	•	•	•	■	•	■	•	•	•	•	•	•	•	•	•	•	•	•	•	•	•
Handle pull	■	•	•	•	•	•	•	•	•	•	•	•	•	•	•	■	•	•	•	•	•
Contemporary pull	■	•	•	•	•	•	•	•	•	•	•	•	•	•	■	■	■	•	•	•	•
Jazz pull	■	•	•	■	•	•	•	•	•	•	•	•	•	•	■	■	■	•	•	•	•
Nile pull	■	•	•	■	•	•	•	•	•	■	•	•	•	•	■	■	•	•	•	•	•
Bar pull	■	•	•	•	•	•	•	•	•	•	•	•	•	•	■	■	■	•	•	•	•
Inset pull	•	•	•	■	■	•	•	■	•	•	•	•	•	•	•	•	•	•	•	•	•
Slim Leg HAD																					
Column	■	•	•	■	•	•	•	•	•	•	•	•	•	•	•	•	•	•	•	•	•
Shrouds	■	■	■	■	■	■	■	■	■	■	■	•	•	•	•	•	•	•	•	•	•
Cable tray	■	■	■	■	■	■	■	■	■	■	■	•	•	•	•	•	•	•	•	•	•

Recommended Edge Banding Finishes for Low-Pressure Laminate and High-Pressure Laminate Products

Recommended Edge Banding Finishes for Low-Pressure Laminate and High-Pressure Laminate Products

High-Pressure Laminate Color

Recommended Edge Band

Steelcase Surfaces

2406 Clear Cherry **E**
 2409 Clear Maple
 2410 Graphite Walnut
 2412 Natural Cherry
 2422 Medium Cherry **E**
 24H1 Satin White
 24H2 Satin Black
 24H3 Satin Stone
 24H4 Satin Mocha
 2511 Winter on Maple **E**
 2535 Virginia Walnut
 2536 Blackwood
 2538 Clear Walnut
 2592 Blonde on Maple **E**
 2714 Natural Walnut **E**
 2722 Cream **E**
 2730 Arctic White
 2746 Black
 2759 Warm White
 2811 Mist **E**
 2820 Coffee Speckle **E**
 2823 Driftwood Speckle
 2824 Smoke Speckle
 2825 Vanadium Speckle
 2850 Vanadium Fiber
 2854 Vellum Fiber **E**
 2860 Granite Fiber
 2862 Stucco Fiber **E**
 2870 Blonde Bronze Patina
 2873 Instant Iron Patina
 2883 Seagull
 2884 Milk
 2885 Dune
 2920 Marl Micro
 2921 Gypsum Micro
 2922 Clay Micro
 2HAA Persian Salt
 2HAB Rose
 2HAC Indigo
 2HAD Green Citrine **E**
 2HAE Dark Olivine
 2HAF Cloudy
 2HAK Clear Oak
 2HAN Ash Noce
 2HAT Acacia
 2HAW Ash Wenge
 2HBN Bisque Noce
 2HBW Bisque Wenge
 2HCN Clay Noce
 2HCW Clay Wenge
 2HSN Storm Noce
 2HSW Storm Wenge
 2HWA Grey Kingswood
 2HWB Planked Walnut
 2HWD Resolute Walnut
 2HWE Natural Recon
 2HWF Smoked Walnut **E**

6234 Clear Cherry
 6237 Clear Maple
 6231 Graphite Walnut
 6034 Natural Cherry
 6036 Medium Cherry
 6009 Arctic White
 6000 Black
 6169 Stone
 6170 Mocha
 6037 Winter on Maple
 6242 Virginia Walnut
 6243 Blackwood
 6245 Clear Walnut
 6038 Blonde on Maple **E**
 6041 Natural Walnut **E**
 6631 Cream **E**
 6009 Arctic White
 6000 Black
 6655 Warm White
 6636 Mist
 6631 Cream **E**
 6631 Cream **E**
 6636 Mist
 6619 Ice **E**
 6654 Sand
 6655 Warm White
 6000 Black
 6053 Seagull
 6654 Sand
 6527 Merle
 6053 Seagull
 6052 Milk
 6654 Sand
 6053 Seagull
 6654 Sand
 6654 Sand
 61AA Persian Salt
 61AB Rose
 61AC Indigo
 61AD Green Citrine **E**
 61AE Dark Olivine
 61AF Cloud
 6219 Clear Oak
 6707 Ash Noce
 6213 Acacia
 6703 Ash Wenge
 6708 Bisque Noce
 6705 Bisque Wenge
 6709 Clay Noce
 6706 Clay Wenge
 6710 Storm Noce
 6704 Storm Wenge
 66WA Grey Kingswood
 66WB Planked Walnut
 66WD Resolute Walnut
 66WE Natural Recon
 66WF Smoked Walnut

High-Pressure Laminate Color

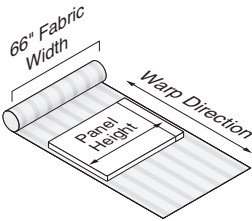
Recommended Edge Band

2HWU Clay
 2HWV Chalk
 2TH2 Fawn Cypress
 2TH4 Saddle Oak
 2TH5 Veranda Teak
 2TH7 Walnut Heights
 2UH1 Reclaimed Aggregate
 2UH2 Reclaimed Gravel
 2UH4 Cement
 2UH6 Sheetrock

66WU Clay
 66WV Chalk
 6T02 Fawn Cypress
 6T04 Saddle Oak
 6T05 Veranda Teak
 6T07 Walnut Heights
 6T08 Aggregate
 6T09 Gravel
 6T10 Cement
 6T12 Sheetrock

E = Excluded

Specification Guidelines for Vertical Fabric Applications



Warp horizontal means the height dimension of the tackboard is perpendicular to the warp of the fabric.

Application Topics

Tip: Fabric warp direction cannot be altered from standard on tackboards.

Customer's Own Material Yardage Requirements

Pre-approved fabrics are available. To determine if the fabric you want is on the pre-approved list, call a COM Consultant at 616.246.9822.

Surface Materials Representatives

are also available to answer your questions and to provide clarification. They can also help with situations where you are using fabrics under 66"W. Call 616.246.9822.

For further information regarding COM fabrics, refer to the *Steelcase Surface Materials Reference Manual*.

Additional fabric is required to accommodate flaws, wrinkles, and other imperfections.

Standard Warp Directions

Fabric	Standard	Tackboards
Abacus ^E	D	H
Alloy	D	H
Bariolage	D	H
Billiard Multi-Use by DesignTex	D	HO
Boccie	D	H
Buzz2	D	HO
Charm*	D	H
Code	D	H
Flip: Orbit	D	HO
Flip: TexHex	D	HO
Fresco	D	H
Latch	D	H
Optic	D	H
Pianista	D	HO
Rhythm	D	H
Stencil	D	HO
Tinsel*	D	H

D = Directional
 ND = Non-directional
 H = Warp horizontal
 HO = Horizontal only

For DesignTex Cutting Direction, see *Surface Materials Reference Manual*.

*These fabrics have some color restrictions. Check the *Surface Materials Reference Manual* for color availability.

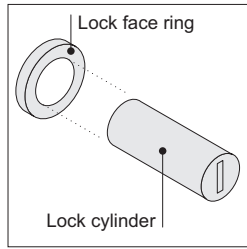
^E = Excluded

Resources

Lock and Keying	364
Wood Touch-Up Kits	366
Style Number Index	368

Lock and Keying

Currency products are available with field-installed lock plugs only. Lock cylinders are ordered separately.



Locks consist of a factory- or field-installed lock cylinder and a factory-installed lock face ring.

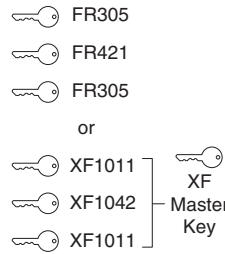
Two types of locks are available — the standard keying system (FR series) and the master keying system (XF series). All the locks in the XF series can be opened with a single master key.

Factory-Installed Keying

Factory-installed locks are always key random (standard) or master key random (optional on some product lines). Key random means that the locks will be assigned arbitrarily at the factory with key numbers ranging from FR305 to FR999 (Master keying numbers: XF1001 to XF3000). All locks within a unit will be keyed alike.

Tip: Random keying can mean that different furniture units will have the same key number. If you must have all locks keyed differently, you should specify field-installed, key specific or key consecutive lock cylinders. ▶ See below.

Key Random



Required to Specify

Master key random +\$39 Specify with master key random.

Field-Installed Keying

Field-installed locks are only available on products that include factory-installed lock mechanisms.

Specify "plug" when specifying furniture, and the product will ship with a plastic plug in place of the lock cylinder.

Front-removable lock cylinders must be specified separately. You must also order a special lock tool to install or remove lock cylinders in the field.

Tip: Lock tools are reusable. You do not need to order additional lock tools with every furniture order.

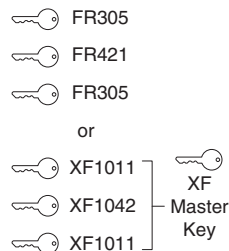
Lock cylinders will be shipped separately so that you can install the locks when you are ready.

Three keying choices are available for field installation — random (standard), specific, and consecutive. All three are also available with master keying, which means that all locks can be opened with a single master key.

Key random means that the locks will be assigned arbitrarily at the factory with key numbers ranging from FR305 to FR999 (Master keying numbers: XF1001 to XF3000).

Tip: Random keying can mean that different furniture units will have the same key number. If you must have all locks keyed differently, you should specify key specific or key consecutive lock cylinders.

Key Random

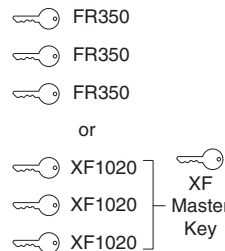


Key specific means that you can specify any key number from FR305 to FR999 (Master keying numbers: XF1001 to XF3000). This option can be used to key all the furniture units in a workstation or department the same.

Tip: Designate the quantity per key number in your specification.

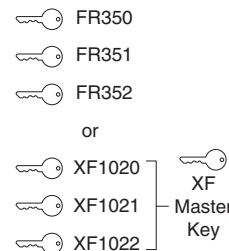
▶ See example at right.

Key Specific



Key consecutive means that you can specify lock numbers in a consecutive order to ensure that no two locks have the same key number until the key sequence repeats. You must select a beginning key number from FR305 to FR999 (Master keying numbers: XF1001 to XF3000).

Key Consecutive



Example of a typical lock cylinder specification is shown below:

10	LOCKFR FR320
5	LOCKFR FR350
15	LOCKXF XF1100
30	Total
1	877102003SR standard lock tool
1	877102002SR master lock tool

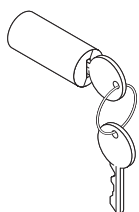


For Canadian Pricing

Multiply U.S. Price by the Canadian price factor.

▶ See page 1 for details.

Field-Installed Lock Cylinders



Tip: Lock price is included in price of furniture with locks.

Tip: For replacement lock cylinders, refer to Service Parts.

Tip: You can change lock cylinders in the field by using the appropriate lock tool.

Standard Includes	Required to Specify
-------------------	---------------------

- | | |
|---|--|
| <ul style="list-style-type: none"> • Lock cylinder, keyed random • Two keys | <ul style="list-style-type: none"> 1 Style number 2 Lock finish <ul style="list-style-type: none"> 9201 Polished Chrome 9250 Ember Chrome 3 Options, if selected (see below) |
|---|--|

Options	U.S. Price	Required to Specify
---------	------------	---------------------

Key specific	No cost	Select key number from FR305–FR999.
Key consecutive	No cost	Specify <i>key consecutive</i> and must select beginning key number from FR305–FR999.
Master key random	+\$39 each	Specify <i>master key random</i> .
Master key specific	+\$39 each	Specify key number from XF1001–XF3000.
Master key consecutive	+\$39 each	Specify <i>master key consecutive</i> and must select beginning key number from XF1001–XF3000.

Specification Information	
Style Number	U.S. Base Price

:	:
:	:
:	:

FR Series (Standard Keying System)—Lock Cylinder

LOCKFR	No cost
:	:

Standard Lock Tool

877102003SR	\$39
:	:

XF Series (Master Keying System)—Lock Cylinder

LOCKXF	No additional cost. Price included in price of furniture with master-keyed locks.
:	:

Master Lock Tool

877102002SR	\$39
:	:



For Canadian Pricing
 Multiply U.S. Price by the Canadian price factor.
 ▶ See page 1 for details.

Wood Touch-Up Kits

How to Order Wood Touch-Up Kits

Order wood finish touch-up kits from J.Kaltz Co. Specific Steelcase finish codes (such as 3422) can be found under Finishes > Dealer Kits. Each kit contains one brush tip marker and one fill stick.

Place orders as follows:

- Phone: 616.942.6070
- Web: <http://www.jkaltzco.com>

Style Number Index

Style Number	Page	Description
877102002SR	365	Master Lock Tool
877102003SR	365	Standard Lock Tool
999CHT	328	Wire Clips
AWAA	328	Cable Tray
AWAC23212	250	Wood Center Dwr
AWAG2	249	2½" Round Grommet
AWAK	249	Cabinet Attachment Kit
AWVHD	249	Hinged Door Power Unit
AWVW	328	Wire Mgr
CRBK	215-216	Bookcase
CRBKS15H	221-222	Currency Bookcase, Stacking, 1.5-High
CRBKS1H	219-220	Currency Bookcase, Stacking, One-High
CRBKS2H	223-224	Curr Bookcase, Stacking, Two-High, or Desk
CRBRG	141	Bridge
CRBTTBL	161	Boat-Shaped Table
CRC	177	Cushion Top
CRCD15HFSLFL	198	Curr Credenza, 1.5-High, Lateral/Open
CRCD15HFSLFR	198	Curr Credenza, 1.5-High, Open/Lateral
CRCD15HFSLL	199	Curr Credenza, 1.5-High, Lateral/Lateral
CRCD15HFSOO	198	Curr Credenza, 1.5-High, Open/Open
CRCD2HFSCC	204	Curr Credenza, Two-High, Cabinet/Cabinet
CRCD2HFSLCLFL	203	Curr Credenza, Two-High, Lateral/Cabinet
CRCD2HFSLCLFR	204	Curr Credenza, Two-High, Cabinet/Lateral
CRCD2HFSLFL	202	Curr Credenza, Two-High, Lateral/Open
CRCD2HFSLFR	202	Curr Credenza, Two-High, Open/Lateral
CRCD2HFSLL	203	Curr Credenza, Two-High, Lateral/Lateral
CRCD2HFSOO	202	Curr Credenza, Two-High, Open/Open
CRCD2HKSDP	212	Curr Credenza, 2H, Kneespace, Dbl Ped
CRCD2HKSSPL	212	Curr Credenza, 2H, Kneespace, Sgl Ped LH
CRCD2HKSSPR	212	Curr Credenza, 2H, Kneespace, Sgl Ped RH
CRCDTB3D	209	Buffet Credenza
CRCDTB4D	209	Buffet Credenza
CRCDTB5D	209	Buffet Credenza
CRCDTO3D	208	Buffet Credenza
CRCDTO4D	208	Buffet Credenza
CRCDTO5D	208	Buffet Credenza
CRCLF	228	Combination Cabinet
CRCLMB	165	Column Leg
CRCT	147-148	Common Top, rectangular
CRDSHL	120	Currency Desk Shell
CRDSHLB	130	Bow Front Desk and Desk Shell
CRDSHLO	126	Currency Desk Shell, 6" Overhang
CRDSKBDP	130	Bow Front Desk and Desk Shell
CRDSKBSPL	130	Bow Front Desk and Desk Shell
CRDSKBSPR	130	Bow Front Desk and Desk Shell
CRDSKCC	134	Curved Corner Desk Shell
CRDSKDP	122	Currency Desk Pedestal, Double
CRDSKEL	133	Extended Curved Corner Desk Shell
CRDSKER	133	Extended Curved Corner Desk Shell
CRDSKODP	127	Curr Desk Pedestal, Double, 6" Overhang
CRDSKOSPL	127	Curr Desk Ped, Single, Left Hand, 6" Over
CRDSKOSPR	126	Curr Desk Ped, Single, Right Hand, 6" Over
CRDSKSPL	121	Currency Desk Pedestal, Single, Left Hand
CRDSKSPR	121	Currency Desk Pedestal, Single, Right Hand
CRDWKSF	143	D-Shape Worksurface

Style Number	Page	Description
CRFP	190	Filler Panel
CRHAD15H	195	Lower Storage, 1.5-High HAD
CRHAD1H	195	Lower Storage, One-High HAD
CRHADCT	145	Common Top, HAD application
CRL15HBF	180	Curr 1.5H, Box/File Lateral
CRL15HOF	180	Curr 1.5H, Open/File Lateral
CRL1H	180	Lateral, One-High
CRL2H	181	Currency, One-High, One-High,
CRL3H	184	Three-High Lateral File
CRL4H	184	Four-High Lateral File
CRLCTRN	248	Lectern
CRLS15HD	188	Curr 1.5H Lower Storage, Cabinet
CRLS15HO	188	Curr 1.5H Lower Storage, Open
CRLS1H	188	Low Storage, One-High
CRLS2HD	189	Curr 2H Lower Storage, Cabinet
CRLS2HO	189	Curr 2H Lower Storage, Open
CRMP	168	Modesty Panel
CRMP15H	176	Mobile Pedestal, 1.5-High
CRMP2HBBF	176	Currency, Two-High Mobile Pedestals
CRMP2HFF	177	Currency, Two-High Mobile Pedestals
CRMP2HOBFB	176	Currency, Two-High Mobile Pedestals
CROHHD	231	Currency, Overhead
CROHHDPAABD	231	Currency, Overhead
CROHHDPAABS	231	Currency, Overhead
CROHOP	234	Currency, Overhead
CROHOPABD	235	Currency, Overhead
CROHOPABS	235	Currency, Overhead
CROHOS	234	Currency, Overhead
CROHOSABD	235	Currency, Overhead
CROHOSABS	235	Currency, Overhead
CROHSDP	232	Currency, Overhead
CROHSDPAABD	233	Currency, Overhead
CROHSDPAABS	233	Currency, Overhead
CROHSDSABD	233	Currency, Overhead
CROHSDSABS	233	Currency, Overhead
CROHSHD	238	Currency, Stacking Overhead
CROHSO	239	Stacking Overhead, No Doors, Opn
CROHSSD	238	Currency, Stacking Overhead
CRORP	241	Organizer—Personal
CRORPABD	242	Organizer—Personal
CRORPABS	242	Organizer—Personal
CRORS	241	Organizer—Personal
CRORSABD	242	Organizer—Personal
CRORSABS	242	Organizer—Personal
CRPB	164	Post Leg
CRPD15H	171	Pedestal, 1.5-High
CRPD2HBBF	171	Two-High Fixed Pedestals
CRPD2HFF	171	Two-High Fixed Pedestals
CRPD2HOBFB	171	Two-High Fixed Pedestals
CRPD2H2HBBF	173	Two-High Fixed Peds For Use with Shells
CRPD2H2HFF	173	Two-High Fixed Peds For Use with Shells
CRPD2H2HOBFB	173	Two-High Fixed Peds For Use with Shells
CRPWKSF	143	P-Shape Worksurface
CRRCTRKTBL	157-158	Racetrack Table
CRRECB	162	Rectangle Base

Style Number	Page	Description	Style Number	Page	Description
CRRECTBL	154-155	Rectangular Table	RCHE2436	192	Bsc Cushion E
CRRTBL	151	Round Table	SLH1SLHCNR90	317	Slim Leg HAD Corner
CRRTNL	138	Currency Return Shell, Left Hand	SLH1SLHCNRR	318	Slim Leg HAD Corner
CRRTNR	138	Currency Return Shell, Right Hand	SLH1SRHCNR90	318	Slim Leg HAD Corner
CRRTNSPL	139	Currency Return Pedestal, Single, Left Hand	SLH1SRHCNRR	318	Slim Leg HAD Corner
CRRTNSPR	139	Curre Return Pedestal, Single, Right Hand	SLH2SLHCNR90	317	Slim Leg HAD Corner
CRSC	247	Service Cart	SLH2SLHCNRR	318	Slim Leg HAD Corner
CRSQB	164	Square Leg	SLH2SRHCNR90	318	Slim Leg HAD Corner
CRSQTBL	151	Square Table	SLH2SRHCNRR	318	Slim Leg HAD Corner
CRSTB	163	T-Base	SLH3SLHCNR90	317	Slim Leg HAD Corner
CRSTBC	191	Storage to Beam Connector	SLH3SLHCNRR	318	Slim Leg HAD Corner
CRSXB	163	X-Base	SLH3SRHCNR90	318	Slim Leg HAD Corner
CRTBWM	245	Currency Tackboard, Wallmount	SLH3SRHCNRR	318	Slim Leg HAD Corner
CRTWBFL	253	Curr Tower, Sngl Dr w/ Drawers	SLHAD1S	309	SL HAD Int Storage
CRTWBFR	254	Curr Tower, Sngl Dr, BF, Hinged Left	SLHAD2S	305	Slim Leg HAD Free
CRTWBFFL	259-260	Curr Tower, Dual Dr, BF, Cabinet Left	SLHMOD	310-311	Slim Leg HAD Mod Pan
CRTWDBFR	260	Curr Tower, Dual Dr, BF, Cabinet Right	SLHVCM	312	Slim Leg HAD Wr Mgr
CRTWDFFL	261	Curr Tower, Dual Dr, FF, Cabinet Left	TSATP27	165	Post Leg
CRTWDFFR	262	Curr Tower, Dual Dr, FF, Cabinet Right	TSATPL14	166	Support Plate
CRTWFFL	255	Curr Tower, Single Dr, FF, Hinged Left	TSATPL20	166	Support Plate
CRTWFFR	256	Curr Tower, Single Door, FF, Hinged Right	TSATRC39	166	Reinforcing Channel
CRTWSABBFL	265-266	Curr Tower, Side Access, BBF, Cabinet Left	TSATRC48	166	Reinforcing Channel
CRTWSABBFR	266	Curr Tower, Side Access, BBF, Cabinet R	TSATRC57	166	Reinforcing Channel
CRTWSAFFL	267	Curr Tower, Side Access, FF, Cabinet Left	TSATRC72	166	Reinforcing Channel
CRTWSAFFR	268	Curr Tower, Side Access, FF, Cabinet Right	TSATTIE	166	Tie Plates
CRWDL	272-274	Curr Cabinet, Hinged Left	UFS1610H	167	FO Inter Support
CRWDR	275-277	Curr Cabinet, Hinged Right	UFS1615H	167	FO Inter Support
GFUCCM	329	Cord and Cable Mg			
GFUCMC	329	Internode Harness Clip			
LOCKFR	365	Lock Cylinder			
LOCKXF	365	Lock Cylinder			
LS1FSC	340	Daisy Chain Cord			
LS6FSC	340	Daisy Chain Cord			
LSL18	341	LED Light			
LSL18YA	341	LED Light			
LSL18YB	341	LED Light			
LSM24K	340	Standard Light			
LSM24KC	340	Standard Light			
LSM24KD	340	Standard Light			
LSM36K	340	Standard Light			
LSM36KC	340	Standard Light			
LSM36KD	340	Standard Light			
LSM48K	340	Standard Light			
LSM48KC	340	Standard Light			
LSM48KD	340	Standard Light			
PTDMGB1	326	Power Sphere			
PTDMGB3	326	Pwr Comm Sphere			
PTRLGB1	327	Oval Power and Comm Port			
PTRLGBCAP	327	Decorative Metal Cap			
PTRSGB1	327	Power Comm Port			
PTRSGBCAP	327	Decorative Metal Cap			
RCHE1830	192	Bsc Cushion E			
RCHE1836	192	Bsc Cushion E			
RCHE1842	192	Bsc Cushion E			
RCHE2430	192	Bsc Cushion E			

Trademark List

™/® The following is a non-exhaustive list of trademarks and registered trademarks for products of Steelcase Inc. or one of its related corporate entities: Agree, Airtouch, Aisla, Alight, Amia, Answer, Apprise, Aspekt, Avenir, Await, B-Free, Ballet, Bassline, Bindu, Bivi, Bix, Bottomline, Brody, Buoy, Cachet, Campfire, Capa, CF Series, CG_1, Chord, Circa, Clipper, Cobi, Collaboration, Convene, Coupe, Cura, Currency, dash, Divisio, Duo, E-Table 2, Edge Series, Elbrook, Elective Elements, Embold, Empath, Everwall, Exponents, Folio, FrameOne, Gesture, Groupwork, Host, Hosu, i2i, Jenny, Kart, Kathryn, Kick, Lagunitas, Leap, Leela, LessThanFive, LiveBack, LiveSeat, Mackinac, Marien152, Max-Stacker, media:scape, Migration, Millbrae, Mineral, Mitra, Montage, Montara650, MoreThanFive, Move, Node, Ocular, Ology, Opus, Paperflo, Passerelle, Player, Pocket, Potrero415, QiVi, Radia, Regard, Relay, Reply, Ripple, Roam, Sarto, Scoop, Sebastopol, Senti Series, Senza, Shortcut, Sidewalk, Siento, Sieste, SILQ, Soffio, Sorrel, SOTO, Steelcase Eclipse, Steelcase Flex, Steelcase Karman, Steelcase Relay, Steelcase Rise, Steelcase Series, Surround, SW_1, Switch, Sync, Tava, Tenor, Think, Thoughtful, Thread, Together, Train, Trees, Turnstone, Umami, Underscore, V.I.A., Verb, Verge, Verlay, Victor2, Visalia, WorkValet, and X-tenz.

™/® The following are trademarks or registered trademarks of AMQ Solutions, LLC: 3F, Activ, Amobi, Bixby, Bodi, Cluvo, Concur, Embank, FL-X, Iline, Jaku, Kinex, Personality Plus, Revi, S-Series, Siya, Tektis, Tizu, Uptake, and Zilo.

™/® The following are trademarks or registered trademarks of Orangebox Ltd., Cardiff, UK: Air3, Aspect, Avi, Away from the Desk, Border, Campers & Dens, Coppice, Cubb, Kirm, On the QT, Ramsey, Skomer, Sully, Track-B, and Vale.

™/® The following are trademarks or registered trademarks of Viccarbe Habitat, S.L.: Aleta, Cambio, Designed in The Sun, Foro, Funda, Holy Day, Kelly, Last Minute, Noha, Savina, Sistema, Sistema, Viable, and Wrapp.

® The following are registered brands of Steelcase Inc. and its family of companies: Steelcase, AMQ, Coalesse, Designtex, Halcon, Orangebox, Smith System, and Viccarbe.

® The following registered trademarks are under license from AWI Licensing Company, Dover, DE: SoundScapes, DuraBrite, BioBlock, and Armstrong.

® The following registered trademarks are under license from Byrne Electrical, Rockford, MI: Interport, Mini-Port, Axil Z, and Ellora.

® The following is a registered trademark of DuPont, Wilmington, DE: Corian.

® The following is a registered trademark of Genlyte Thomas Company, Louisville, KY: Lightolier.

® The following is a registered trademark of Hilti Corporation, FL-9494 Schaan, Principality of Liechtenstein: Hilti.

® The following is a registered trademark of Leviton Manufacturing Company, Little Neck, NY: Decora.

® The following is a registered trademark of Mechanical Plastics Corp, Elmsford, NY: Toggler.

® The following is a registered trademark of Microsoft Corporation, Redmond, WA: Microsoft.

® The following are registered trademarks of Orangebox Ltd., Cardiff, UK: Orangebox.

® The following is a registered trademark of Panduit Corporation, Lockport, IL: Panduit.

® The following is a registered trademark of Trav (Press), Cuneo, Italy: Assisa.

® The following is a registered trademark of Virtual Ink, Boston, MA: mimioActive.

® The following registered trademarks are under license from Wilkhahn Furniture Products: Avera, Senzo, Versal, and Wilkhahn FS.

® The following are registered trademarks of Polyvision Corp: Flow, Motif, Polyvision, Sans, and Serif.

® The following is a registered trademark of Wilsonart International, Temple, TX: Chemsurf.

® The following is a registered trademark of Wiremold, West Hartford, CT: Wiremold.

® The following is a registered trademark of EMU Group S.P.A., Perugia, Italy: EMU.

® The following is a registered trademark of Security People, Inc.: Digilock.

® The following are registered trademarks of Natural Capital Partners Europe Limited: CarbonNeutral and the CarbonNeutral Certified logo.

™ The following is a trademark of Microsoft Corporation, Redmond, WA: Windows.

™ The following is a trademark of Rodman Industries, Inc., Oconomowoc, WI: ResinCore1.

™ The following is a trademark of Ultrafabrics, LLC, Elmsford, NY: Ultraleather.

™ The following trademarks are under license from Wilkhahn Furniture products: Cana, Linus, Logon, Picto, Range, Stitz, Thema, Timetable, and Tubis.

™ The following trademarks are under license from Walter Knoll: Andoo, Bob, Lazlo, Lox, Ribbon, and Together.

™ The following trademarks are under license from PP Mobler: Bar and Flag Halyard.

™ The following trademarks are under license from Carl Hansen: Elbow, Paddle, Shell, Wing, and Wishbone.

™ The following trademarks are under license from Cambridge Sound Management, LLC Cambridge, MA: QtPro Soundmasking, Qt Quiet Technology, and Sonet Qt.

™ The following is a trademark of Electri-Cable Assemblies, Shelton, CT: Interact.

™ The following is a trademark of Clestra Hauserman: IRYS.

™ The following is a trademark of Wiesner-Hager Möbel GmbH: Nooi.

™ The following are trademarks of Polyvision: Accord, a3, e3, Boundri, and Nota.

™ The following is a trademark of Bostock Company, Inc: SnapCab.

™ The following is a trademark of Williams-Sonoma, Inc: West Elm.

™ The following is a trademark of Elena Marquina Testor: nanimarquina.

™ The following is a trademark of Forbo International SA: Forbo.

Trademarks used herein are the property of Steelcase Inc. or their respective owners.