

NOTICE TO AUTHORIZED USERS OF AWARD #23295 - Furniture, All Types (Except Hospital Room and Patient Handling)

This pricelist/catalog **may** contain items that are not within the Scope of the Contract Award and/or not within this Contractors approved furniture Categories. All Authorized Users are strongly encouraged to review the Scope of the Award and the Contractors Category Matrix prior to selecting items for purchase under the Contract. Per Solicitation Section 4.5 (D) - Procurement Instructions for Authorized Users: When placing orders under this Award, the Authorized User should follow and be familiar with the terms and conditions governing the Contract and are responsible for determining that the product(s) they intend to purchase fit within the scope of the Award.

References to other government contracts that may be included in a Contractor's pricelist/catalog, including any additional terms or conditions, are void under the OGS Award and should be disregarded. Only OGS' Terms and Conditions, including those within a Contractor's posted Contractor Information and Supplemental Information sheet, are valid under the Contract.

Additionally, Authorized Users are reminded that where discrepancies exist between Price List documents, the lowest price shall prevail (see Section 5.3 Price).

All orders must be placed with the Contractor, or the Contractor's OGS approved Authorized Reseller listed on the OGS website under the Award. Orders placed with a reseller not approved by OGS are not considered contract orders and therefore are not subject to the same terms and conditions of the OGS Award.

Authorized Users should contact the OGS Contract Manager listed on the Award with any questions pertaining to this pricelist/catalog.

NYS Price List Effective 3/4/24



Steelcase Pricing and Specification Guides

Steelcase Learning Specification Guide

Availability

Electronic price list updated with release 200.G (U.S.) and 156.G (Canada), dated June 19, 2023.

All specifications subject to change without notice. Reference the electronic catalog/Hedberg for current pricing.

Transitional products in this specification guide are **maintained for existing customers only** and are likely to be phased out over time. These products are indicated with a . Products that are scheduled to be culled are indicated with an , followed by the last order entry date.

Surface Materials

The surface materials team has announced the launch of the Finish Library, found at <https://finishlibrary.steelcase.com/>.

► For a list of all trademarks, refer to the last page of this specification guide. © 2023 Steelcase Inc.

Working With This Specification Guide

Ten Tips : How to Get the Most Out of This Book **2**

Additional Resources **4**

Tenor **5**

Node 480 Series **15**

Buoy **43**

cobi 434 Series **49**

Cachet 487 Series **61**

Brody 488 Series **79**

Alight Lounge **109**

Shortcut **117**

Campfire **141**

Clipper **197**

Regard **203**

Verb **279**

Agree by Smith System **325**

Elbrook **335**

Groupwork **353**

Thread **435**

media:scape TC **453**

ScapeSeries Tables **485**

Premium Whiteboards and Tackboards **497**

Seating Surface Materials **605**

Resources **611**

Lock and Keying Options **612**

Style Number Index **614**




For Canadian Pricing


Canadian factor can be found at www.steelcase.com/CADpricing. Calculate in the following order to avoid rounding errors:

- Multiply the base price and each option by the Canadian factor.
- Round each to the nearest dollar.
- Add base and options for total list price.

Ten Tips: How to Get the Most Out of This Book



Tip 1
Watch the tabs on the right-hand edges of the pages. They'll always indicate which chapter you are in.



Tip 2
Use the Statement of Line pages for an overview of the available components, their sizes, and page references for additional information. Each *Understanding* chapter includes a statement of line after the table of contents.



Tip 3
Find cross references by looking for page numbers flagged with an arrow.

Tip 4
Study the product detail pages in the *Understanding* section to learn everything an expert knows about specific products. Each product detail page in this section contains the following features, where applicable:

- Product Drawing
- Actual Dimensions
- Product Details
- Connections
- Wiring and Cabling
- Surface Materials
- Application Topics

Product Drawing shows you what the product looks like and points out important features.

Product Details gives specific information on the product and how it is used.

Connections describes how the product is assembled or how it attaches to another product.

Actual Dimensions table lists the dimensions of the product.

Wiring and Cabling details the power and cable-management and cable routing capabilities of the product.

Surface Materials lists what material is used for each part of the product.

Tip 5

Refer to the specifying pages for all the information needed to order a product. Each product specifying page contains a variety of elements to help you complete a specification:

- Product Drawing
- Standard Includes
- Required to Specify
- Options
- Related Products
- Specification Information
- Dimensions
- Style Number
- Price

Product Drawing shows you what the product looks like.

Standard Includes (under the red or dark grey band) provides a list of what comes standard with the product.

Required to Specify (under the red or dark grey band) itemizes the information that you must provide to order the standard product and the preferred sequence for specification.

Specification Information (under the teal or light grey band) provides product dimensions, style numbers, and prices for the standard product and any surface material choices that are available.

The image shows two pages from a specification guide for 'Base Horizontal Frame Packages—Thin Trim'. The left page (page 296) includes sections for 'Standard Includes', 'Required to Specify', 'Options', and 'Base Trim'. The right page (page 297) includes 'Specification Information' with a table of style numbers, dimensions, and prices. A 'Product Drawing' is shown on the left page, and a 'Panel—Thin Trim' drawing is on the right page. A red arrow points to the 'Required to Specify' section on the left page, and a teal arrow points to the 'Specification Information' table on the right page.

Options (under the black band) lists all the options that apply to the product, their price, and what is required to specify.

Related Products provide specification information for products that are directly related.

Tip 6

Required to Specify

Specify with *Customiz Stain*

Italic typeface on specifying pages usually identifies wording that you should use in your order.

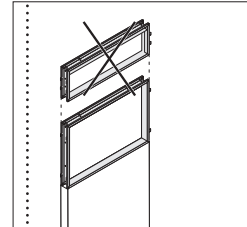
i

Tip 7

To determine how many skins are needed to complete a panel, consult the table at the right.
Tip: Remember to order skins for both sides of the panel buildup.

Watch for tips throughout the text that give you explanations and helpful instructions.

Tip 8



Learn what you cannot do by looking for drawings crossed out with an "X."

Tip 9

Use the surface materials listings in the Surface Materials section of this book to find surface material color numbers.

Tip 10

Style Number	Page
TS7042BL	131
TS7042S	130
TS7048BL	131
TS7048S	130
TS7060BL	131
TS7060S	130
TS7072BL	131

Refer to the style number index when you need a style number and you need to find the page that has more details about the product.

Additional Resources

Steelcase Learning products are supported with an array of informational materials, tools, and software to help you plan an installation efficiently.

Product brochures and planning tools can be ordered through your Steelcase area office by calling 1.800.784.0358 or through the Marketing Resources website at village.steelcase.com.

Printed Materials

Surface Materials Reference Manual
This publication provides surface material information for Steelcase products:

- An explanation of the surface materials
- "Available on" matrices
- Vertical surface fabric selection listing
- Technical data for surface materials
- Surface material care and cleaning instructions

Steelcase Learning Specification Guide
These specification guides contain multiple Steelcase and Steelcase Health products which are most commonly used in education environments. This collection of products has been pulled together for your convenience. Note that each product may be subject to different pricing terms and conditions.

Other Specification Guides
Steelcase offers a comprehensive portfolio of furniture and solutions. For the full offering of products, refer to the individual product specification guides. These can be accessed at the www.steelcase.com website or at village.steelcase.com.

Planning Tools

Quick Ship Guide
This handbook describes all Steelcase and Coalesse products that are available for Rapid2 (ships in 2 days), Rapid5 (ships in 5-7 days), or Coalesse Rapid10 (ships in 10 days).

Computer Tools

Electronic Catalog
Accurate sales quotations and purchase orders for Steelcase products are created with specification software that uses Steelcase Electronic Catalog data. Use the data to specify and price style numbers and options for every Steelcase product. The data is updated bimonthly by Steelcase and provided to software programs including: the Hedberg Business System, SmartTools – Steelcase's design and specification software (for more information on SmartTools, please email SmartTools@steelcase.com), the ProjectMatrix ProjectSymbols libraries, as well as 20-20 CAP Studio.

Furniture Symbol Graphic Data
Steelcase creates 2D and 3D furniture symbols (with attributes) for planning and initially specifying Steelcase products. This data is incorporated into several add-on software packages that work in either a Microstation or an AutoCAD drafting environment.

Digital Publications
You can access these digital publications at www.steelcase.com or village.steelcase.com.

Product Training
Basic training for many Steelcase products can be found on the Steelcase University web site at village.Steelcase.com.

More Information
For more information about these and other software tools to help you plan effective healthcare environments, email fsl@steelcase.com.

Support

Steelcase Capabilities
Steelcase products are distributed, installed, and serviced through a network of more than 600 dealers worldwide. Steelcase is also represented with offices and corporate showrooms in 26 U.S. cities, 4 Canadian cities, and in France, Germany, Great Britain, and Japan. Every Steelcase product meets our exceptionally high standards of quality and durability and comes with the Steelcase assurance of excellence in service.

For ordering or product assistance, please call your local dealer, the Steelcase Solutions Resource Team, or the Steelcase Solutions Fulfillment Team at 1.888.STEELCASE (1.888.783.3522) or send an e-mail to lineone@steelcase.com.

Call the Steelcase Solutions Resource Team prior to placing an order, when working on a bid, or when you need information about product applications and specifications.

Call the Steelcase Solutions Fulfillment Team if you have submitted an order to Steelcase and you need to speak to your Solutions Fulfillment Team Representative about the order. Also call if you have any post-shipment quality concerns or service parts questions.

For warranty information, please go to <http://www.steelcase.com/warranty/>.

Outside the U.S.A., Canada, Mexico, Puerto Rico, and the U.S. Virgin Islands, call 1.616.247.2500.

For information about Steelcase, the name of your nearest Steelcase dealer, or for product literature, call 1.800.333.9939 or visit our website: www.steelcase.com.

Sustainability

At Steelcase, we believe business can be a force for good. We create long-lasting products that are better for people and better for the planet. Our products and operations use life cycle thinking to meet our commitment to reducing climate change. This commitment is reinforced by practices such as designing to minimize global warming and other life cycle impacts, ensuring material health, and enabling end-of-use strategies.

To learn more at a corporate level, visit: www.steelcase.com/discover/steelcase/esg-overview/environmental/ProductEnvironmentalProfiles, which provide key environmental attributes such as recycled content, embodied carbon and recyclability, as well as product certifications can be found by searching for Steelcase at Origin.build.

Understanding and Specifying Tenor

Multipurpose Seating



Statement of Line	6
--------------------------	----------



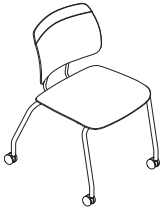
Product Details	
Tenor	8
Dimensions	10



Specifying	
Tenor	11

Statement of Line

Tenor



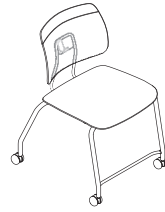
Tenor Chair
Understanding
▶ Page 8
Specifying
▶ Page 11



Tenor Chair with Foot Bar
Understanding
▶ Page 8
Specifying
▶ Page 12



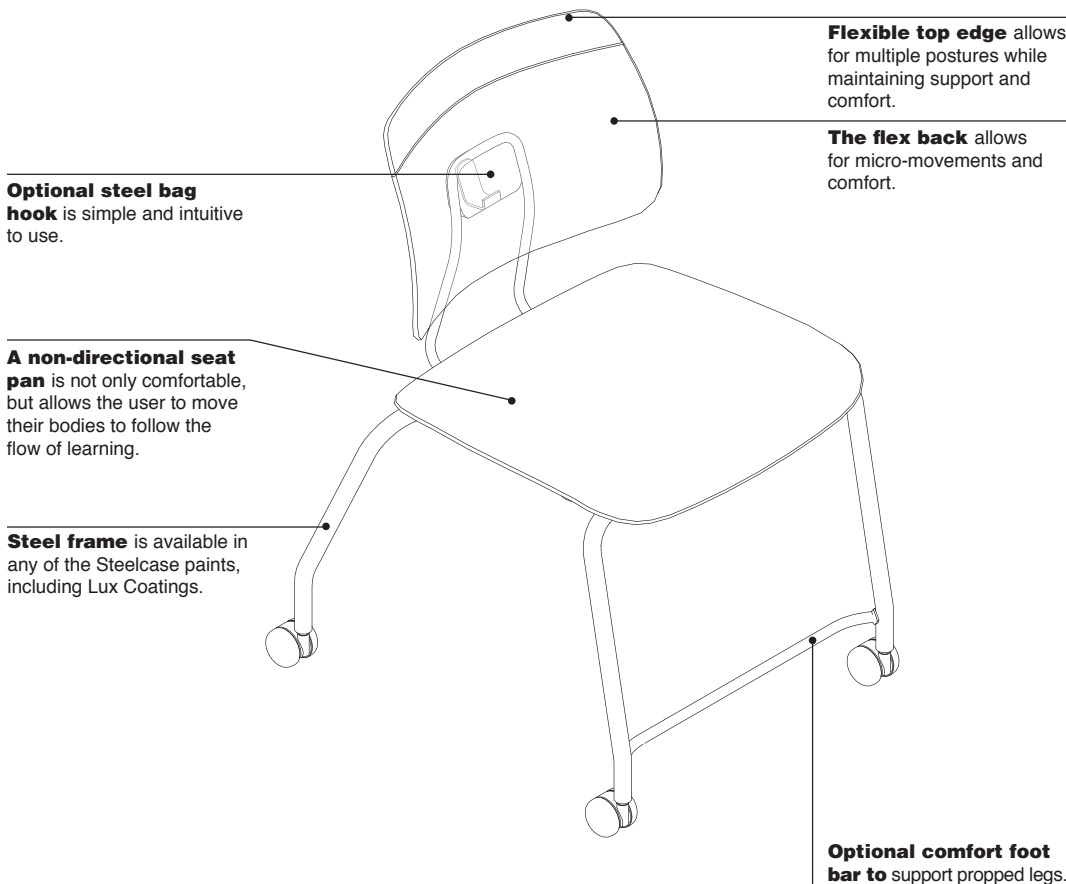
Tenor Chair with Bag Hook
Understanding
▶ Page 8
Specifying
▶ Page 13



Tenor Chair with Bag Hook and Foot Bar
Understanding
▶ Page 8
Specifying
▶ Page 14

Tenor

The **Tenor chair** is designed for comfort, mobility, stackability, and tailorability. Everything you need in a multipurpose chair and perfectly suited for any learning or corporate environment.



Optional steel bag hook is simple and intuitive to use.

A non-directional seat pan is not only comfortable, but allows the user to move their bodies to follow the flow of learning.


Steel frame is available in any of the Steelcase paints, including Lux Coatings.

Flexible top edge allows for multiple postures while maintaining support and comfort.

The flex back allows for micro-movements and comfort.

Optional comfort foot bar to support propped legs.

Product Details



Tenor chairs come in a four-leg stacking base and are available with hard nylon glides, hard steel glides, soft felt glides, hard casters, and soft casters. Chairs stack six high.

Tenor is designed as a wall-saver, it will not cause damage to walls if contact is made.

Tenor ships fully assembled.

Tenor chair is 18.1–19.5 pounds depending on options chosen.

Tenor is tested to 400 pounds maximum weight capacity.

Tenor has a finished bottom cover without any pinch points and bumpers for stacking.

Warranty

Limited Lifetime Warranty.

Surface Materials

▶ See surface materials on page 606 for specific availability or refer to the *Surface Materials Reference Manual* for further information.

Back and Seat Shell

Price Group 1

- Plastic
- 6009 Arctic White
- 6205 Black
- 6249 Platinum Solid
- 6335 Wasabi
- 6527 Merle

Price Group 2

- Plastic
 - 6BD2 Peacock
 - 6BD6 Lagoon
 - 6BD7 Saffron
 - 6BE5 Olivine
 - 6BE6 Sea Salt
- Tip: Bottom cover and top edge will default to coordinate with finish of seat and back shell.*

Frame

- Paint
- Accessory paint
- Accent paint
- PerfectMatch paint
- Lux Coatings

Casters

- Black

Glides

- Steel
- Black nylon
- Gray felt

Programs & Services

▶ See the *Surface Materials Reference Manual* for further detail about programs and services offered for seating.

Dimensions

▶ Page 10

Resources

▶ www.steelcase.com/products/classroom-chairs/tenor/

Dimensions

Tenor

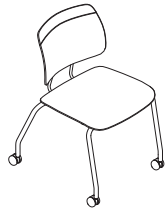
Features	Overall Depth	Width	Height	Height-Adjustable Lumbar
----------	---------------	-------	--------	--------------------------

Tenor

Multipurpose Seating

Tenor	17½"	17¾"	18"	18¼"-10¼"
-------	------	------	-----	-----------

Tenor Chair



Tip: Tenor chairs can stack six high on the floor.

Tip: Soft felt glides are for use on non-carpeted floors. Black soft casters are for use on hard floors.

Tip: Tenor is designed as a wall-saver, it will not cause damage to walls if contact is made.

Standard Includes		Required to Specify
<ul style="list-style-type: none"> ▶ Need help? Product details, page 8 	<ul style="list-style-type: none"> • Seat and back: plastic price group 1 • Steel frame: paint price group 1 • Standard hard casters: black • Ships fully assembled 	<ol style="list-style-type: none"> 1 Style number 2 Plastic color number for back and seat shell 3 Paint color number for frame 4 Options, if selected (see below) <ul style="list-style-type: none"> ▶ See <i>Surface Materials</i>, page 606.

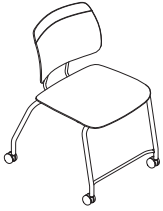
Options	U.S. Price	Required to Specify
Surface Materials <ul style="list-style-type: none"> • Plastic price group 1 • Plastic price group 2 	Plastic on back and seat shell <ul style="list-style-type: none"> No cost +\$ 56 	<ul style="list-style-type: none"> Specify plastic color number. Specify plastic color number.
<ul style="list-style-type: none"> • Paint price group 1 • Paint price group 2 • Paint price group 3 	Paint on frame <ul style="list-style-type: none"> No cost +\$ 74 +\$100 	<ul style="list-style-type: none"> Specify paint color number. Specify paint color number. Specify paint color number.
Glides and Casters <ul style="list-style-type: none"> • Black nylon glides • Steel glides • Soft felt glides • Black soft casters 	<ul style="list-style-type: none"> No cost No cost +\$ 7 +\$ 36 	<ul style="list-style-type: none"> Specify with <i>nylon glides</i>. Specify with <i>steel glides</i>. Specify with <i>soft felt glides</i>. Specify with <i>black soft casters</i>.

Specification Information				
Dimensions			Style Number	U.S. Base Price
D	W	H		
17½"	17¾"	18"	SLC0	\$439

 **For Canadian Pricing**
 Multiply U.S. Price by the Canadian price factor.
 ▶ See page 1 for details.

Tenor Chair

with Foot Bar



Tip: Tenor chairs can stack six high on the floor.

Tip: Soft felt glides are for use on non-carpeted floors. Black soft casters are for use on hard floors.

Tip: Tenor is designed as a wall-saver, it will not cause damage to walls if contact is made.

Standard Includes		Required to Specify
<ul style="list-style-type: none"> ▶ Need help? Product details, page 8 	<ul style="list-style-type: none"> • Seat and back: plastic price group 1 • Steel frame: paint price group 1 • Standard hard casters: black • Foot bar • Ships fully assembled 	<ul style="list-style-type: none"> 1 Style number 2 Plastic color number for back and seat shell 3 Paint color number for frame 4 Options, if selected (see below) ▶ See <i>Surface Materials</i>, page 606.

Options	U.S. Price	Required to Specify
Surface Materials <ul style="list-style-type: none"> • Plastic on back and seat shell • Plastic price group 1 • Plastic price group 2 	<ul style="list-style-type: none"> No cost +\$ 56 	<ul style="list-style-type: none"> Specify plastic color number. Specify plastic color number.
<ul style="list-style-type: none"> • Paint on frame • Paint price group 1 • Paint price group 2 • Paint price group 3 	<ul style="list-style-type: none"> No cost +\$ 74 +\$100 	<ul style="list-style-type: none"> Specify paint color number. Specify paint color number. Specify paint color number.
Glides and Casters <ul style="list-style-type: none"> • Black nylon glides • Steel glides • Soft felt glides • Black soft casters 	<ul style="list-style-type: none"> No cost No cost +\$ 7 +\$ 36 	<ul style="list-style-type: none"> Specify with <i>nylon glides</i>. Specify with <i>steel glides</i>. Specify with <i>soft felt glides</i>. Specify with <i>black soft casters</i>.

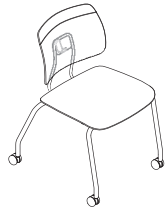
Specification Information				
• Dimensions			• Style Number	• U.S. Base Price
D	W	H		
17½"	17¾"	18"	SLCF	\$450



For Canadian Pricing
 Multiply U.S. Price by the Canadian price factor.
 ▶ See page 1 for details.

Tenor Chair

with Bag Hook



Tip: Tenor chairs can stack six high on the floor.

Tip: Soft felt glides are for use on non-carpeted floors. Black soft casters are for use on hard floors.

Tip: Tenor is designed as a wall-saver, it will not cause damage to walls if contact is made.

Standard Includes		Required to Specify
<ul style="list-style-type: none"> ▶ Need help? Product details, page 8 	<ul style="list-style-type: none"> • Seat and back: plastic price group 1 • Steel frame: paint price group 1 • Standard hard casters: black • Bag hook • Ships fully assembled 	<ol style="list-style-type: none"> 1 Style number 2 Plastic color number for back and seat shell 3 Paint color number for frame 4 Options, if selected (see below) <p>▶ See <i>Surface Materials</i>, page 606.</p>

Options	U.S. Price	Required to Specify
Surface Materials <ul style="list-style-type: none"> • Plastic price group 1 • Plastic price group 2 	Plastic on back and seat shell <ul style="list-style-type: none"> No cost +\$ 56 	<ul style="list-style-type: none"> Specify plastic color number. Specify plastic color number.
Glides and Casters <ul style="list-style-type: none"> • Black nylon glides • Steel glides • Soft felt glides • Black soft casters 	<ul style="list-style-type: none"> No cost No cost +\$ 7 +\$ 36 	<ul style="list-style-type: none"> Specify with <i>nylon glides</i>. Specify with <i>steel glides</i>. Specify with <i>soft felt glides</i>. Specify with <i>black soft casters</i>.
<ul style="list-style-type: none"> • Paint price group 1 • Paint price group 2 • Paint price group 3 	<ul style="list-style-type: none"> No cost +\$ 74 +\$100 	<ul style="list-style-type: none"> Specify paint color number. Specify paint color number. Specify paint color number.

Specification Information				
Dimensions			Style Number	U.S. Base Price
D	W	H		
17½"	17¾"	18"	SLCH	\$459

 **For Canadian Pricing**
 Multiply U.S. Price by the Canadian price factor.
 ▶ See page 1 for details.

Tenor Chair

with Bag Hook and Foot Bar



Tip: Tenor chairs can stack six high on the floor.

Tip: Soft felt glides are for use on non-carpeted floors. Black soft casters are for use on hard floors.

Tip: Tenor is designed as a wall-saver, it will not cause damage to walls if contact is made.

Standard Includes		Required to Specify
<ul style="list-style-type: none"> ▶ Need help? Product details, page 8 	<ul style="list-style-type: none"> • Seat and back: plastic price group 1 • Steel frame: paint price group 1 • Standard hard casters: black • Bag hook • Foot bar • Ships fully assembled 	<ol style="list-style-type: none"> 1 Style number 2 Plastic color number for back and seat shell 3 Paint color number for frame 4 Options, if selected (see below) <ul style="list-style-type: none"> ▶ See <i>Surface Materials</i>, page 606.

Options	U.S. Price	Required to Specify
Surface Materials <ul style="list-style-type: none"> • Plastic on back and seat shell 	<ul style="list-style-type: none"> • Plastic price group 1 No cost • Plastic price group 2 +\$ 56 	<ul style="list-style-type: none"> Specify plastic color number. Specify plastic color number.
<ul style="list-style-type: none"> • Paint on frame 	<ul style="list-style-type: none"> • Paint price group 1 No cost • Paint price group 2 +\$ 74 • Paint price group 3 +\$100 	<ul style="list-style-type: none"> Specify paint color number. Specify paint color number. Specify paint color number.
Glides and Casters <ul style="list-style-type: none"> • Black nylon glides • Steel glides • Soft felt glides • Black soft casters 	<ul style="list-style-type: none"> • Black nylon glides No cost • Steel glides No cost • Soft felt glides +\$ 7 • Black soft casters +\$ 36 	<ul style="list-style-type: none"> Specify with <i>nylon glides</i>. Specify with <i>steel glides</i>. Specify with <i>soft felt glides</i>. Specify with <i>black soft casters</i>.

Specification Information				
• Dimensions			• Style Number	• U.S. Base Price
D	W	H		
17½"	17¾"	18"	SLCFH	\$470



For Canadian Pricing
 Multiply U.S. Price by the Canadian price factor.
 ▶ See page 1 for details.

Understanding and Specifying Node 480 Series Collaborative Chairs

Statement of Line 16

Product Details

Node 480 Series	18
Planning with Node	22
Dimensions	26

Specifying

Collaborative Chairs	30
Mid-Back Collaborative Chairs	34
Collaborative Stool	38
Mid-Back Collaborative Stool	39
X Base Collaborative Chairs	40
X Base Collaborative Stools	41
Wood Base Collaborative Chairs	42

Collaborative Chairs

Collaborative seating promotes comfort for long periods of time and promotes movement, offers automatic and intuitive adjustments, and supports multiple postures.

- QiVi 428 Series
- cobii 434 Series
- i2i 416 Series
- Node 480 Series

Adjustability Features

▶ See page 26 for a comparison to other chairs

Node 480 Series

Mechanisms

360°-swivel



Statement of Line

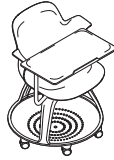
Node 480 Series

Node 480 Series

Understanding
▶ Page 18
Specifying
▶ Pages 30–42



Collaborative Mid-Back Chair



Collaborative Mid-Back Chair with Personal Worksurface



Collaborative Mid-Back Chair with Swivel-Base



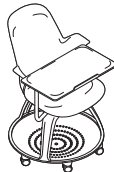
Collaborative Mid-Back Chair with Swivel-Base and Personal Worksurface



Collaborative Mid-Back Stool with Swivel-Base



Collaborative Chair



Collaborative Chair with Personal Worksurface



Collaborative Chair with Swivel-Base



Collaborative Chair with Swivel-Base and Personal Worksurface



Collaborative Chair with Swivel-Base and ShareSurface



Collaborative Mid-Back Chair with X Base



Collaborative Chair with X Base



Collaborative Mid-Back Stool with X Base



Collaborative Stool with X Base



Collaborative Mid-Back Chair with Wood Base

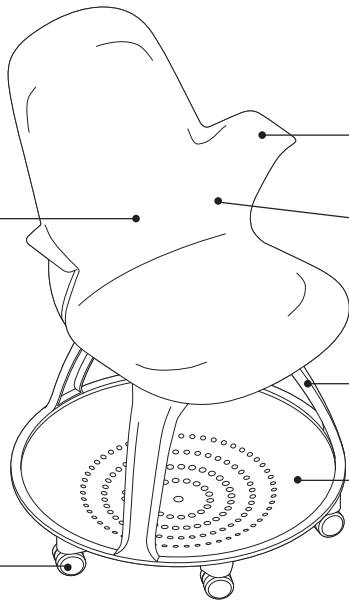


Collaborative Chair with Wood Base

Node 480 Series

Node is a collaborative seating line that accommodates multiple environments including classrooms, clinical settings, and other learning environments. Node supports multiple teaching and learning modes, freedom to change postures, and optional storage.

One piece polypropylene contoured shell is designed for easy maintenance and cleaning.



Arms are designed to support arms, side-sitting postures, and serve as a backpack hook.

Flexible and contoured seat shell supports comfort by allowing many postures.

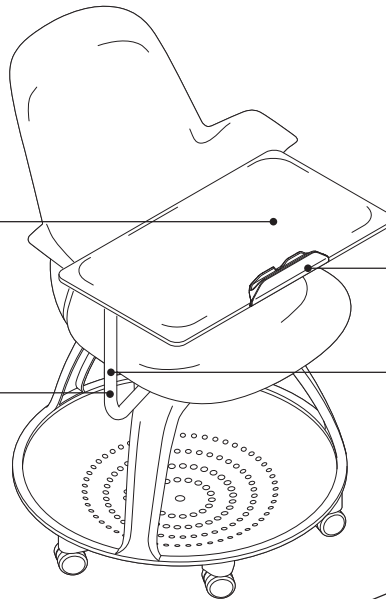
360°-swivel mechanism is standard.

Backpack storage area is standard.

Casters have hard, dual wheels that roll smoothly on carpets. Soft dual-wheel casters are available for use on hard floors.

Tip: Do not roll the chair across asphalt during installation as this may damage the casters.

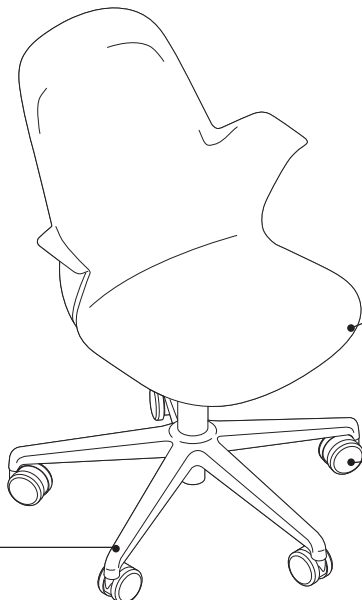
Personal worksurface moves independently of seat shell and base.



Tablet stand is available on all personal worksurfaces and supports tablets and smart phones.

Personal worksurface is mounted on the right but appropriate for both right- and left-hand users.

Personal worksurface is depth adjustable for large and small users and allows for ingress/egress.

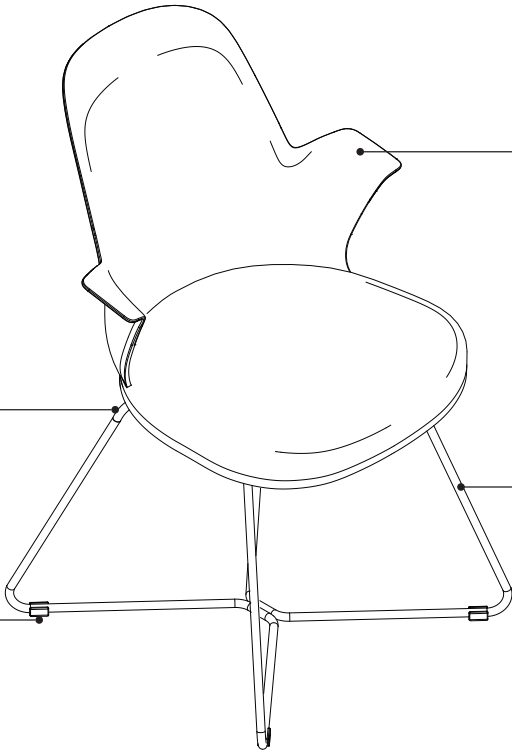


Seat height adjusts with a 5 1/4" range with a pneumatic adjustment mechanisms on five-arm base chairs. Chairs with a personal worksurface or Share-Surface adjusts with a 4" range. Stools have a 8 1/2" range. A 7 1/2" range is available as an option.

Hard, dual wheel casters are standard for use on carpets. Soft, dark grey treaded, dual-wheel roll-control casters are available for use on hard floors or mats.

Five-arm base is standard.

Contoured and flexible seat shell supports comfort by allowing many postures.




The arms are designed to support arms, side-sitting postures, and serve as a backpack hook.

The seat bracket can be customized with accent paint or PerfectMatch paint.

Durable, steel wire frame is lightweight.

Hard glides are standard. Soft, felt glides are available as an option.



One piece polypropylene contoured shell is designed for easy maintenance and cleaning.

Optional seat cushion is available for extended comfort.

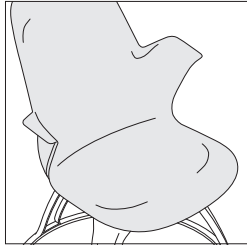
Node wood legs are solid maple wood with a polyethylene glide.

Node 480 Series, continued

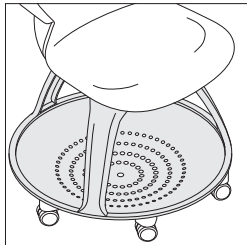
Product Details



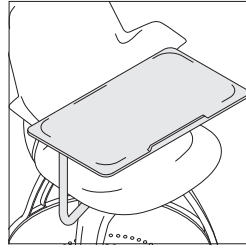
Chairs and stools are available with high-back and mid-back shells. Chairs are available with a tripod base, tripod base with personal worksurface, five-arm base with pneumatic adjustment, and five-arm base with pneumatic adjustment with personal worksurface. X base is available in chair and stool height. Wood base is available in chair height only.



Flexing seat shell and arms promotes movement and supports multiple postures. Integrated arms support user's arms, side posture, and act as a backpack hook.



Tripod base reclaims the space under the seat. The space is 1.7 cu/ft. and allows for backpacks or personal belongings to be stored, and serves as a footrest.



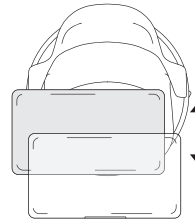
Personal worksurface is mounted on user's right, and designed to accommodate left- and right-handed users. It is 12"D x 22¹/₄"W and features a safety stop to help prevent belongings and laptops from easily sliding off back edge. It is designed to be level when in use and may appear to have a slight upward angle when not in use.

Node tripod, with or without worksurface, and Node five-arm base chairs with worksurface ships standard unassembled and cartoned with the seat shell separated from the base. This allows for shipment in a smaller carton. Five-arm base chairs without worksurface and stools ship two to a carton. Assembly by a qualified Steelcase dealer installer is required. Node X base and wood base ship fully assembled. Assembly instructions are available at www.steelcase.com. No tools required for assembly.

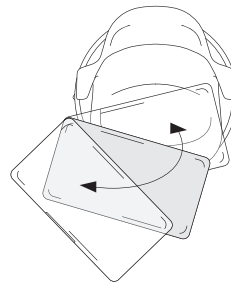
Adjustment Features

360° fixed height swivel mechanism on tripod base models allows students to remain oriented to instructor, presentation materials, and other students.

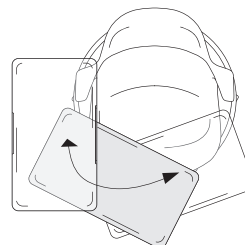
360° adjustable height swivel mechanism is standard on five-arm base models.



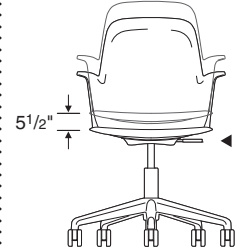
Personal worksurface depth adjustment range is 7¹/₄" to 15". Measurement is from lumbar to worksurface.



Personal worksurface pivot range is 48°.

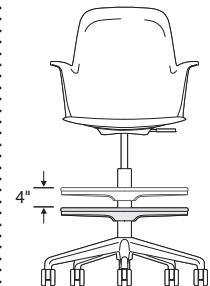


Personal worksurface center pivot is 100°. The center pivot range is measured from the closest position to the furthest position from the user.



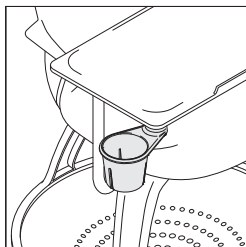
Seat height adjusts pneumatically. To lower, pull lever up while seated. To raise, pull lever up and keep your weight off the chair. Range of adjustability is 5¹/₂" from 16"H to 21³/₁₆"H, a 3³/₄" range (17¹/₈"H to 20³/₄"H) is available on chairs with a worksurface. Stools are standard with an 8¹/₂" range of adjustability (23¹/₁₆"H to 31³/₈"H). A 7¹/₂" range of adjustability (18¹/₂"H to 26⁷/₁₆"H) is available as an option.

Glides are available as an option. Glides ship assembled on the chair or stool and maintain same height as casters.

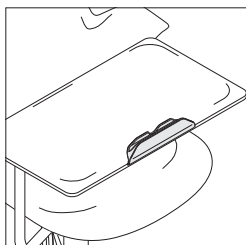


Foot ring height on stools adjusts by first lifting ring and rotating it counter-clockwise to unlock. Then raise or lower ring up to 4" to desired position before rotating it clockwise to lock. The foot ring has a diameter of 20".

Soft, dual-wheel roll-control casters for hard floors are available on five-arm base chairs and stools only.



Cup holder is available as an option on Node chairs with personal worksurfaces. It is retractable under the worksurface when not in use.



Tablet stand is available on Node chairs with personal worksurfaces. The stand supports tablets and smart phones in both portrait and landscape positions, making content easy to view and freeing up space on the worksurface for other materials. It can be field or factory installed.

Tip: Devices are not secure in tablet stand when Node is moved.

Surface Materials

► See surface materials on page 606 for specific availability or refer to the *Surface Materials Reference Manual* for further information.

Seat Shell

Price Group 1

- Plastic
- 6009 Arctic White
- 6059 Sterling Dark Solid
- 6205 Black
- 6249 Platinum Solid
- 6259 Midnight
- 6332 Citron
- 6333 Picasso
- 6334 Flash
- 6335 Wasabi
- 6336 Jazz
- 6337 Element
- 6338 Chili
- 6527 Merle
- 6BD8 Snow
- 6BD9 Carbon Flat
- 6BE1 Ore

Price Group 2

- Signature plastic
- 6BD1 Aubergine
- 6BD2 Peacock
- 6BD3 Jungle
- 6BD4 Merlot
- 6BD5 Honey
- 6BD6 Lagoon
- 6BD7 Saffron
- 6BE5 Olivine
- 6BE6 Sea Salt

Tripod Base

- 6249 Platinum Solid
- 6295 Near Black
- 6337 Element

Five-arm Base

- 6205 Black
- 6249 Platinum Solid
- 6337 Element

X Base

- Paint
- Accent paint
- PerfectMatch paint
- Lux Coatings

Wood Base

- Base
- V1AC Natural Cherry
- V1AM Clear Maple
- V1CC Medium Amber
- Cherry
- V1EW Dark Walnut

Bracket

- Paint
- Accent paint
- PerfectMatch paint

Personal Worksurface

- 6053 Seagull
- 6249 Platinum Solid
- 6295 Near Black
- 6337 Element
- 6654 Sand

Paint for Metal

- 0835 Black
- 4750 Champagne Metallic
- 4799 Platinum

Casters

- Black

Glides

- Black plastic (five-arm base)
- Sterling Dark Solid (tripod base)
- Hard, clear (X base)
- Polyethylene (wood base)

Cup Holder

- Sterling Dark Solid

Tablet Stand

- Sterling Dark Solid

Seat Cushion

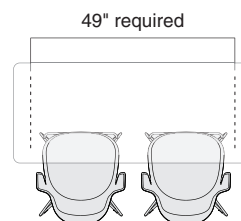
- Upholstery
- Leather
- Elmosoft Leather
- Select Surface Leather
- COM (Customer's Own Material)
- COL (Customer's Own Leather)

Fire Code Seating

(FCS) option is available. Order through the Steelcase Supplemental Catalog (SPS).

Dimensions

► Page 26



The backpack storage area and overall chair width require 23³/₄" of continuous floor space when used with tables. The minimum distance between table bases is 49" to allow two chairs to be pushed under the worksurface. This does not apply to five-arm base models.

Planning with Node

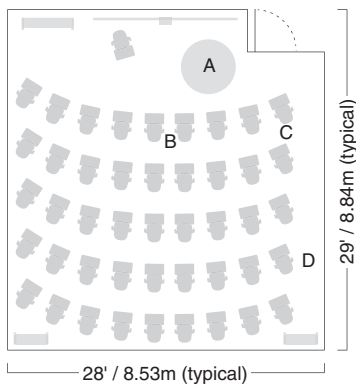
For Classroom Environments

Pedagogy, technology and space, when carefully considered and intentionally designed, can establish new protocols for advanced learning solutions.

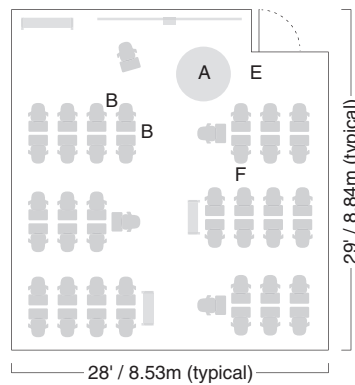
Planning Tips

- 1 Illustrate multiple modes for each drawing to:
 - a) ensure enough space is available for each reconfiguration
 - b) allow the user to understand what's possible
 - c) ensure that sight lines are maintained when the furniture is moved
 - d) confirm that jurisdictional codes are followed for each layout (eg: International Building Code, American Disability Act, etc.)
- 2 Give permission to act differently by including wall guard and enough space to move, supporting simultaneous multi-modal activities.
- 3 Provide both analogue and digital tools in the solution such as whiteboards, personal whiteboards, interactive whiteboards or media:scape.
- 4 Address the needs of classroom and personal storage for both students and teachers. Incorporate this information into each mode to ensure space is adequate.
- 5 Include zones for mentoring, assessment, and/or coaching for teacher-to-student and/or student-to-student interaction.
- 6 Annotate the drawings with design principles to confirm they are being addressed.

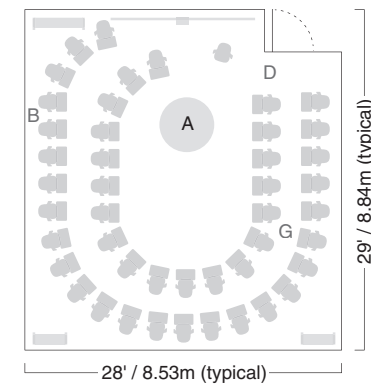
Lecture Mode



Group Mode



Discussion Mode



This example: 18* sq. ft. or 1.68 sq. meters per person. *For K-12 applications, See Table 1004.1.1 Maximum Floor Area Allowances per Occupant, 2009 International Building Code.

- A** — 60"/1.52m (ADA)
- B** — 12"/0.3m
- C** — 18"-24"/0.46-0.61m (aisle)
- D** — 36"/0.91m (egress)
- E** — 60"/1.52m (egress)
- F** — 38"/0.97m (aisle)
- G** — 18"-36"/0.46-0.91m (aisle)

Planning with Node

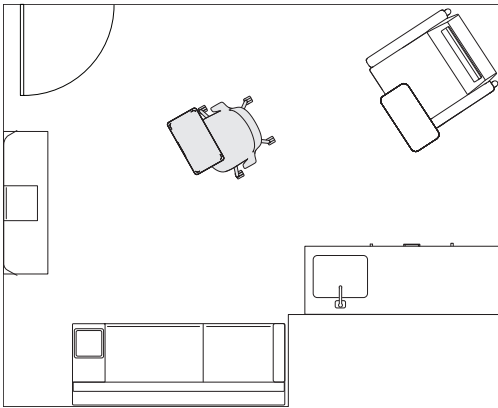
For Healthcare Environments

Clinicians, patients, family, technology, and space should be carefully considered and intentionally designed to create impactful and meaningful healthcare experiences.

Planning Tips

- 1 Demonstrate ability for a clinician to perform three key behaviors:
 - a) input information using a mobile device.
 - b) share information with the patient and family member.
 - c) connect with patient by moving surface aside for physical exam
- 2 Encourage customers to think differently about the other objects within the exam space to encourage collaboration and mutual participation with all participants.
- 3 Provide both analogue and digital capabilities for both teaching and learning with the clinician, patient, and family member.
- 4 Optimize real estate by considering a chair-based exam for many exam room applications.

Wellbeing Hub

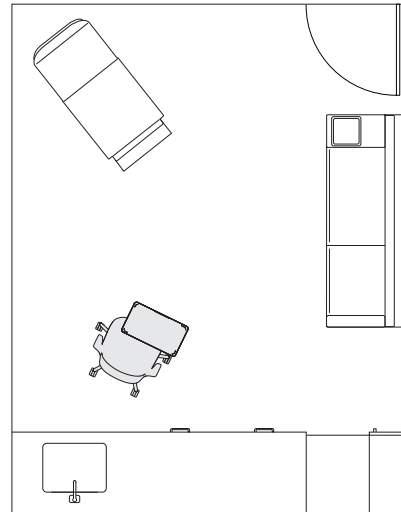


Room Dimensions: 13'11" x 11'3"

Wellbeing hubs offers a blended space to perform a physical exam and consultative experience.

► See Table 1004.1.1 Maximum Floor Area Allowances per Occupant, 2009 International Building Code.

Retail Exam Space

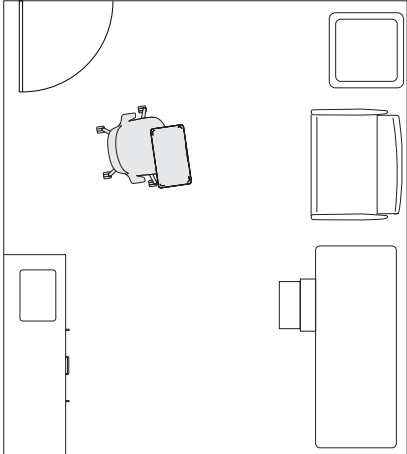


Room Dimensions: 9'6" x 12'

Retail exam spaces maximize real estate by accommodating the physical exam, consultative experience, and clinician work area.

Planning Tips, Continued

Pediatric Exam Space



Room Dimensions: 11'6"x10'

Pediatric exam spaces are about building trust and connection by accommodating clinicians, parents, and children with a more consultative experience
▶ See *Table 1004.1.1 Maximum Floor Area Allowances per Occupant, 2009 International Building Code.*

Dimensions

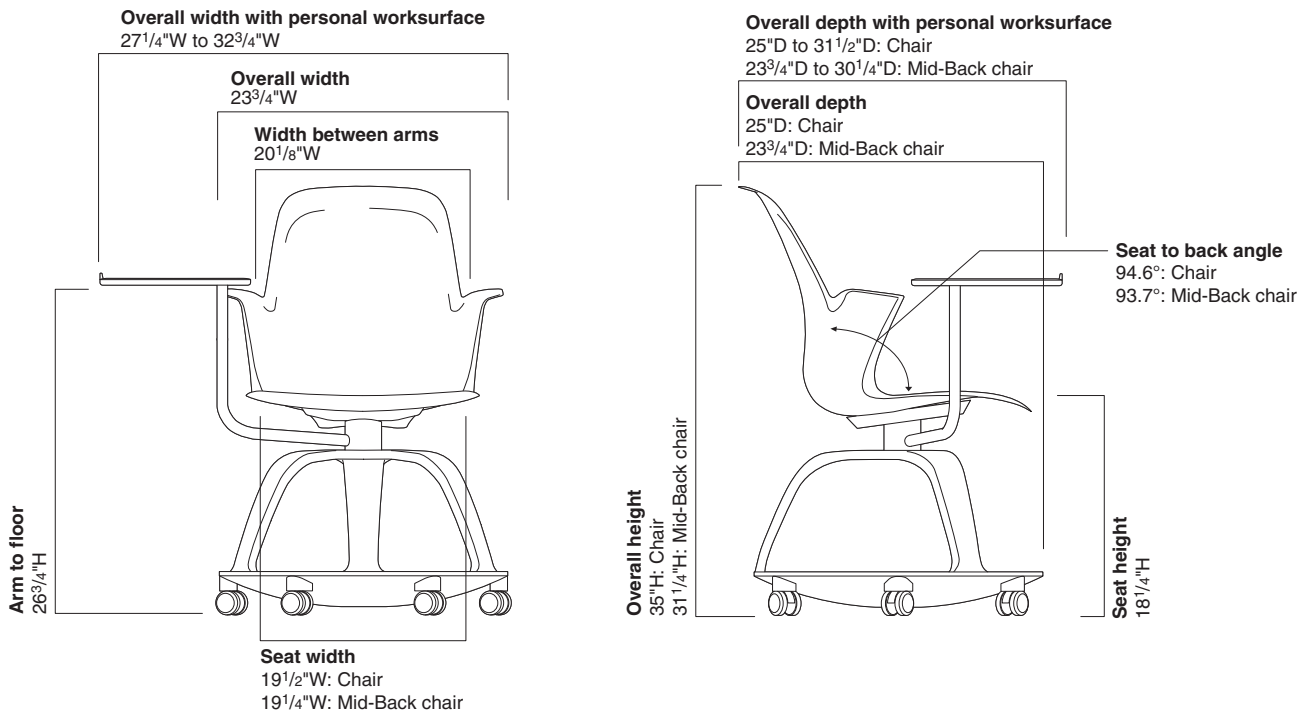
Node 480 Series

Features	Overall Depth	Width	Height	Seat Depth	Seat Width	Seat Height from Floor	Width Between Arms	Arm to Floor
Node 480 Series								
Tripod Base Collaborative Chair	25"	23 ³ / ₄ "	35"	16 ¹ / ₂ "	19 ¹ / ₂ "	18 ¹ / ₄ "	20 ¹ / ₈ "	26 ³ / ₄ "
Five-Arm Base Collaborative Chair	24 ³ / ₄ "	25 ³ / ₄ "	32 ⁵ / ₈ " to 37 ³ / ₄ "	16 ¹ / ₂ "	19 ¹ / ₂ "	15 ⁵ / ₈ " to 20 ³ / ₄ "	20 ¹ / ₈ "	24 ¹ / ₈ " to 29 ¹ / ₄ "
Tripod Base Mid-Back Collaborative Chair	23 ³ / ₄ "	23 ³ / ₄ "	31 ¹ / ₄ "	15 ¹ / ₂ "	19 ¹ / ₄ "	18 ¹ / ₄ "	20 ¹ / ₈ "	26 ³ / ₄ "
Five-Arm Base Mid-Back Collaborative Chair	23 ¹ / ₂ "	25 ³ / ₄ "	28 ⁷ / ₈ " to 34"	15 ¹ / ₂ "	19 ¹ / ₄ "	15 ⁵ / ₈ " to 20 ³ / ₄ "	20 ¹ / ₈ "	24 ¹ / ₈ " to 29 ¹ / ₄ "
Five-Arm Base Stool	24 ³ / ₄ "	25 ³ / ₄ "	40 ⁷ / ₈ " to 48 ¹ / ₄ "	16 ¹ / ₂ "	19 ¹ / ₂ "	23 ⁵ / ₈ " to 31 ³ / ₈ "	20 ¹ / ₈ "	27" to 35"
Five-Arm Base Mid-Back Stool	23 ¹ / ₂ "	25 ³ / ₄ "	37 ¹ / ₈ " to 44 ¹ / ₂ "	15 ¹ / ₂ "	19 ¹ / ₄ "	23 ⁵ / ₈ " to 31 ³ / ₈ "	20 ¹ / ₈ "	27" to 35"

*Personal worksurface height from floor on tripod base chairs is 28¹/₂".

*Personal worksurface height from floor on five-arm base chairs is 27⁹/₁₆" to 30¹³/₁₆".

*Personal worksurface measures 22¹/₂"W x 12"D and has a depth adjustment range of 7¹/₄" to 15".



• Angle
• Between
• Seat and
• Back

Tripod Base Collaborative Chair

94.6°

Five-Arm Base Collaborative Chair

94.6°

Tripod Base Mid-Back Collaborative Chair

93.7°

Five-Arm Base Mid-Back Collaborative Chair

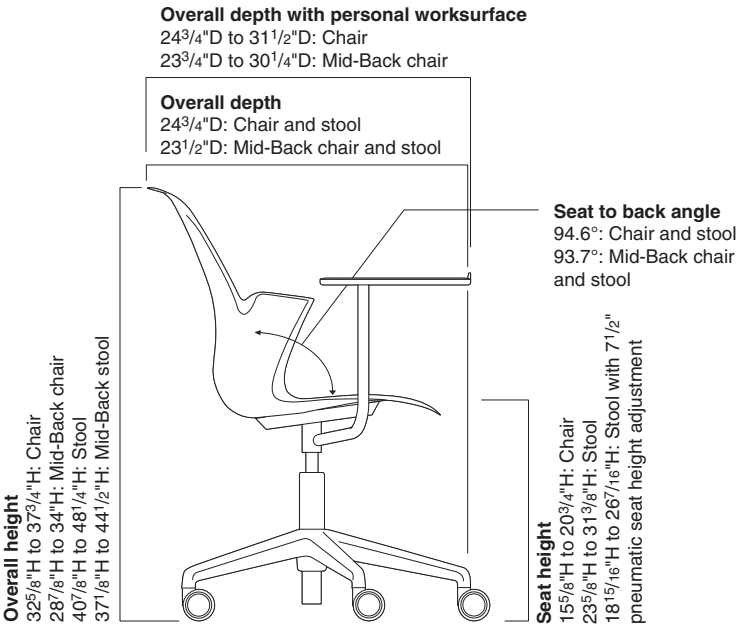
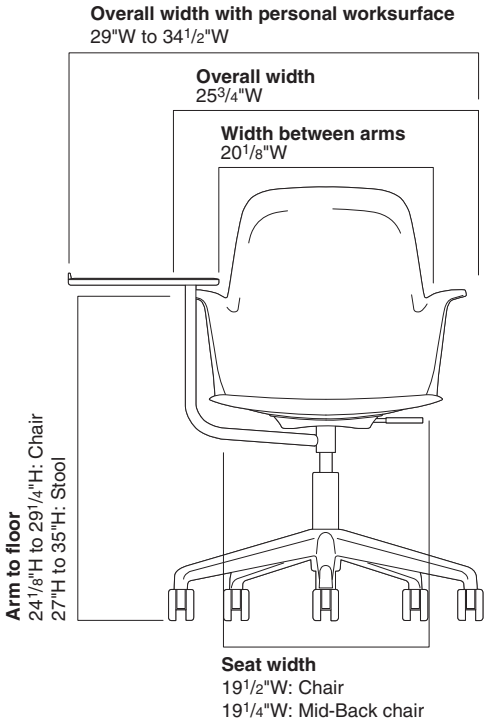
93.7°

Five-Arm Base Stool

94.6°

Five-Arm Base Mid-Back Stool

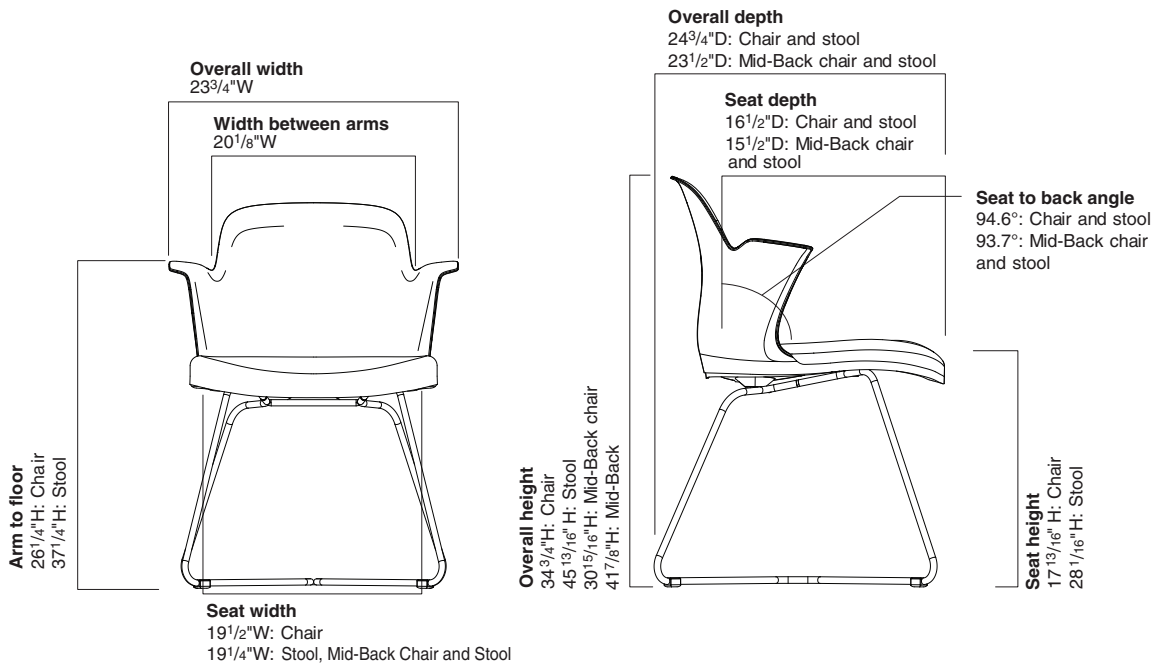
93.7°



Dimensions, Node 480 Series, continued

Features	Overall Depth	Width	Height	Seat Depth	Seat Width	Seat Height from Floor	Width Between Arms	Arm to Floor
Node 480 Series, continued								
Node X Base Chair								
	24 ³ / ₄ "	23 ³ / ₄ "	34 ³ / ₄ "	16 ¹ / ₂ "	19 ¹ / ₂ "	17 ¹³ / ₁₆ "	20 ¹ / ₈ "	26 ¹ / ₄ "
Node X Base Stool								
	24 ³ / ₄ "	23 ³ / ₄ "	45 ¹³ / ₁₆ "	16 ¹ / ₂ "	19 ¹ / ₄ "	28 ¹ / ₁₆ "	20 ¹ / ₈ "	37 ¹ / ₄ "
Node X Base Mid-Back								
	23 ¹ / ₂ "	23 ³ / ₄ "	30 ¹⁵ / ₁₆ "	15 ¹ / ₂ "	19 ¹ / ₄ "	17 ¹³ / ₁₆ "	20 ¹ / ₈ "	26 ¹ / ₄ "
Node X Base Mid-Back Stool								
	23 ¹ / ₂ "	23 ³ / ₄ "	41 ⁷ / ₈ "	15 ¹ / ₂ "	19 ¹ / ₄ "	28 ¹ / ₁₆ "	20 ¹ / ₈ "	37 ¹ / ₄ "
Node Wood Base Chair								
	24 ³ / ₄ "	23 ³ / ₄ "	34 ⁷ / ₈ "	16 ¹ / ₂ "	19 ¹ / ₂ "	18 ¹ / ₈ "	20 ¹ / ₈ "	26 ¹ / ₄ "
Node Wood Base Mid-Back								
	23 ¹ / ₂ "	23 ³ / ₄ "	31 ¹ / ₈ "	15 ¹ / ₂ "	19 ¹ / ₄ "	18 ¹ / ₈ "	20 ¹ / ₈ "	26 ¹ / ₄ "

*Personal worksurface height from floor on tripod base chairs is 28¹/₂".
 *Personal worksurface height from floor on five-arm base chairs is 27⁹/₁₆" to 30¹³/₁₆".
 *Personal worksurface measures 22¹/₂"W x 12"D and has a depth adjustment range of 7¹/₄" to 15".



• Angle
• Between
• Seat and
• Back

Node X Base Chair

94.6°

Node X Base Stool

94.6°

Node X Base Mid-Back

93.7°

Node X Base Mid-Back Stool

93.7°

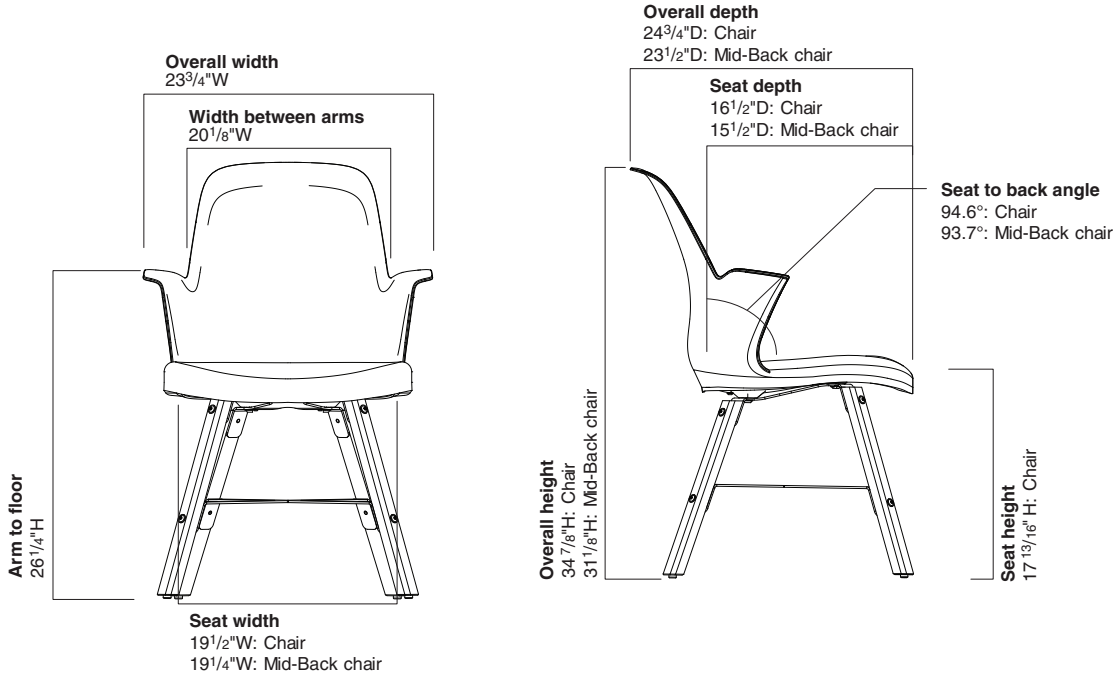
Node Wood Base Chair

94.6°

Node Wood Base Mid-Back

93.7°

.



Node 480 Series Collaborative Chairs

With Tripod Base



*Tip: Fire Code Seating (FCS) option is available with certain plastic color choices only. Add suffix **F** to style number and order through the Steelcase Supplemental Catalog (SPS). **10/23***

Tip: Cup holder is available on Node models with personal worksurface only.

Standard Includes		Required to Specify
<ul style="list-style-type: none"> ▶ Need help? Product details, page 18 	<ul style="list-style-type: none"> • Seat shell: plastic • Tripod base: plastic • Storage tray: sterling dark solid • Metal components: 0835 Black paint • Swivel seat • Worksurface, if selected: plastic • Hard casters 	<ol style="list-style-type: none"> 1 Style number 2 Plastic color number for seat shell 3 Plastic color number for tripod base 4 Paint color number for metal components 5 Plastic color number for personal worksurface, if selected 6 Options, if selected (see below) <ul style="list-style-type: none"> ▶ See <i>Surface Materials</i>, page 606.

Options	U.S. Price	Required to Specify	
Surface Materials			
Platinum or Champagne Metallic metal components			
• On 480110	+\$ 12	Specify with 4799 Platinum or 4750 Champagne Metallic.	
• On 480120	+\$ 34	Specify with 4799 Platinum or 4750 Champagne Metallic.	
Seat shell			
• Plastic price group 1	No cost	Specify color number. ▶ See <i>Surface Materials</i> , page 606.	
• Plastic price group 2	+\$ 39	Specify color number. ▶ See <i>Surface Materials</i> , page 606.	
Cushion			
• Price group 1	No cost	Specify fabric color number.	
• Price group 2	+\$ 12	Specify fabric color number.	
• Price group 3	+\$ 36	Specify fabric color number.	
• Price group 4	+\$ 49	Specify fabric color number.	
• Price group 5	+\$ 60	Specify fabric color number.	
• Price group 6	+\$ 75	Specify fabric color number.	
• Price group 7	+\$ 88	Specify fabric color number.	
• Price group 8	+\$109	Specify fabric color number.	
• Price group 9	+\$135	Specify fabric color number.	
• Price group 10	+\$155	Specify fabric color number.	
• Steelcase Leather	+\$132	Specify leather color number.	
• Select Surfaces leather price group 1	+\$132	▶ See <i>Surface Materials Reference Manual</i> .	
• Elmosoft Leather	+\$153	Specify Elmosoft leather color number.	
• Select Surfaces leather price group 2	+\$153	▶ See <i>Surface Materials Reference Manual</i> .	
• Vinyl	+\$ 12	Specify vinyl color number.	
• Customer's Own Material	+\$ 53	▶ See <i>Surface Materials Reference Manual</i> .	
• Customer's Own Leather	+\$ 53	▶ See <i>Surface Materials Reference Manual</i> .	
Cushion	• Cushion	+\$170	Specify with <i>cushion top</i> .
Cup Holder	• On 480120	+\$ 50	Specify with <i>cup holder</i> .
Tablet Stand	• On 480120	+\$ 50	Specify with <i>tablet stand</i> .
Casters	• Soft casters	+\$ 46	Specify with <i>soft casters</i> .
Glides	• Glides: sterling dark solid	+\$ 36	Specify with <i>glides</i> .

▶ Detailed dimensions, page 26

 **For Canadian Pricing**
Multiply U.S. Price by the Canadian price factor.
▶ See page 1 for details.

10/23 = Last order entry
October 15, 2023

Specification Information

Style Number	U.S. Base Price
--------------	-----------------

Without Personal Worksurface

480110	\$652
--------	-------

With Personal Worksurface

480120	\$982
--------	-------



Node 480 Series

► Detailed dimensions, page 26

 **For Canadian Pricing**
 Multiply U.S. Price by the Canadian price factor.
 ► See page 1 for details.

Node 480 Series Collaborative Chairs

With Five-Arm Base



Tip: Fire Code Seating (FCS) option is available with certain plastic color choices only. Add suffix **F** to style number and order through the Steelcase Supplemental Catalog (SPS). **✕10/23**

Tip: Cup holder is available on Node models with personal worksurface only.

Standard Includes		Required to Specify
<ul style="list-style-type: none"> ▶ Need help? Product details, page 18 	<ul style="list-style-type: none"> • Seat shell: plastic • Five-arm base: plastic • Metal components: 0835 Black paint • Swivel seat • 5¼" pneumatic seat-height adjustment • Hard casters 	<ol style="list-style-type: none"> 1 Style number 2 Plastic color number for seat shell 3 Plastic color number for five-arm base 4 Options, if selected (see below) <ul style="list-style-type: none"> ▶ See <i>Surface Materials</i>, page 606.

Options	U.S. Price	Required to Specify
Surface Materials <ul style="list-style-type: none"> • Seat shell • Plastic price group 1 • Plastic price group 2 	<ul style="list-style-type: none"> No cost +\$ 39 	<ul style="list-style-type: none"> Specify plastic color number. ▶ See <i>Surface Materials</i>, page 606. Specify color number. ▶ See <i>Surface Materials</i>, page 606.
Cushion <ul style="list-style-type: none"> • Price group 1 • Price group 2 • Price group 3 • Price group 4 • Price group 5 • Price group 6 • Price group 7 • Price group 8 • Price group 9 • Price group 10 • Steelcase Leather • Select Surfaces leather price group 1 • Elmosoft Leather • Select Surfaces leather price group 2 • Vinyl • Customer's Own Material • Customer's Own Leather 	<ul style="list-style-type: none"> No cost +\$ 12 +\$ 36 +\$ 49 +\$ 60 +\$ 75 +\$ 88 +\$109 +\$135 +\$155 +\$132 +\$132 +\$153 +\$153 +\$ 12 +\$ 53 +\$ 53 	<ul style="list-style-type: none"> Specify fabric color number. Specify fabric color number. Specify fabric color number. Specify fabric color number. Specify fabric color number. Specify fabric color number. Specify fabric color number. Specify fabric color number. Specify fabric color number. Specify fabric color number. Specify leather color number. ▶ See <i>Surface Materials Reference Manual</i>. Specify Elmosoft leather color number. ▶ See <i>Surface Materials Reference Manual</i>. Specify vinyl color number. ▶ See <i>Surface Materials Reference Manual</i>. ▶ See <i>Surface Materials Reference Manual</i>.
Base <ul style="list-style-type: none"> • Platinum on 480130 • Element on 480130 • Platinum on 480150 • Element on 480150 	<ul style="list-style-type: none"> +\$ 48 +\$ 48 +\$ 53 +\$ 53 	<ul style="list-style-type: none"> Specify with 6249 Platinum. Specify with 6337 Element. Specify with 6249 Platinum. Specify with 6337 Element.
Cushion <ul style="list-style-type: none"> • Cushion 	<ul style="list-style-type: none"> +\$170 	<ul style="list-style-type: none"> Specify with cushion top.
Cup Holder <ul style="list-style-type: none"> • On 480150 	<ul style="list-style-type: none"> +\$ 50 	<ul style="list-style-type: none"> Specify with cup holder.
Tablet Stand <ul style="list-style-type: none"> • On 480150 	<ul style="list-style-type: none"> +\$ 50 	<ul style="list-style-type: none"> Specify with tablet stand.
Casters <ul style="list-style-type: none"> • Soft, dark grey treaded, dual-wheel roll-control casters for use on hard floors 	<ul style="list-style-type: none"> +\$ 36 	<ul style="list-style-type: none"> Specify with soft roll-control casters.
Glides <ul style="list-style-type: none"> • Glides: black plastic 	<ul style="list-style-type: none"> +\$ 36 	<ul style="list-style-type: none"> Specify with glides.

▶ Detailed dimensions, page 26

 **For Canadian Pricing**
 Multiply U.S. Price by the Canadian price factor.
 ▶ See page 1 for details.

✕10/23 = Last order entry
 October 15, 2023

Specification Information

Style Number	U.S. Base Price
--------------	-----------------

Without Personal Worksurface

480130	\$597
--------	-------

With Personal Worksurface

480150	\$982
--------	-------



Node 480 Series

► Detailed dimensions, page 26

 **For Canadian Pricing**
 Multiply U.S. Price by the Canadian price factor.
 ► See page 1 for details.

Node 480 Series Mid-Back Collaborative Chairs

With Tripod Base



Tip: Fire Code Seating (FCS) option is available with certain plastic color choices only. Add suffix **F** to style number and order through the Steelcase Supplemental Catalog (SPS). **10/23**

Tip: Cup holder is available on Node models with personal worksurface only.

Standard Includes		Required to Specify
<ul style="list-style-type: none"> ▶ Need help? Product details, page 18 	<ul style="list-style-type: none"> • Seat shell: plastic • Tripod base: plastic • Storage tray: sterling dark solid • Metal components: 0835 Black paint • Swivel seat • Worksurface, if selected: plastic • Hard casters 	<ol style="list-style-type: none"> 1 Style number 2 Plastic color number for seat shell 3 Plastic color number for tripod base 4 Paint color number for metal components 5 Plastic color number for personal work-surface, if selected 6 Options, if selected (see below) <ul style="list-style-type: none"> ▶ See <i>Surface Materials</i>, page 606.

Options	U.S. Price	Required to Specify	
Surface Materials			
Platinum or Champagne Metallic metal components			
• On 480210	+\$ 12	Specify with 4799 Platinum or 4750 Champagne Metallic.	
• On 480220	+\$ 34	Specify with 4799 Platinum or 4750 Champagne Metallic.	
Seat shell			
• Plastic price group 1	No cost	Specify plastic color number. ▶ See <i>Surface Materials</i> , page 606.	
• Plastic price group 2	+\$ 39	Specify color number. ▶ See <i>Surface Materials</i> , page 606.	
Cushion			
• Price group 1	No cost	Specify fabric color number.	
• Price group 2	+\$ 12	Specify fabric color number.	
• Price group 3	+\$ 36	Specify fabric color number.	
• Price group 4	+\$ 49	Specify fabric color number.	
• Price group 5	+\$ 60	Specify fabric color number.	
• Price group 6	+\$ 75	Specify fabric color number.	
• Price group 7	+\$ 88	Specify fabric color number.	
• Price group 8	+\$109	Specify fabric color number.	
• Price group 9	+\$135	Specify fabric color number.	
• Price group 10	+\$155	Specify fabric color number.	
• Steelcase Leather	+\$132	Specify leather color number.	
• Select Surfaces leather price group 1	+\$132	▶ See <i>Surface Materials Reference Manual</i> .	
• Elmosoft Leather	+\$153	Specify Elmosoft leather color number.	
• Select Surfaces leather price group 2	+\$153	▶ See <i>Surface Materials Reference Manual</i> .	
• Vinyl	+\$ 12	Specify vinyl color number.	
• Customer's Own Material	+\$ 53	▶ See <i>Surface Materials Reference Manual</i> .	
• Customer's Own Leather	+\$ 53	▶ See <i>Surface Materials Reference Manual</i> .	
Cushion	• Cushion	+\$170	Specify with cushion top.
Cup Holder	• On 480220	+\$ 50	Specify with cup holder.
Tablet Stand	• On 480220	+\$ 50	Specify with tablet stand.
Casters	• Soft, dark grey treaded, dual-wheel roll-control casters for use on hard floors	+\$ 46	Specify with soft roll-control casters.
Glides	• Glides: sterling dark solid	+\$ 36	Specify with glides.

▶ Detailed dimensions, page 26

 **For Canadian Pricing**
Multiply U.S. Price by the Canadian price factor.
▶ See page 1 for details.

10/23 = Last order entry
October 15, 2023

Specification Information

Style Number	U.S. Base Price
--------------	-----------------

Without Personal Worksurface

480210	\$665
--------	-------

With Personal Worksurface

480220	\$995
--------	-------



Node 480 Series

► Detailed dimensions, page 26

 **For Canadian Pricing**
 Multiply U.S. Price by the Canadian price factor.
 ► See page 1 for details.

Node 480 Series Mid-Back Collaborative Chairs

With Five-Arm Base



Tip: Fire Code Seating (FCS) option is available with certain plastic color choices only. Add suffix **F** to style number and order through the Steelcase Supplemental Catalog (SPS). **✕10/23**

Tip: Metal components will match plastic color for base.

Tip: Cup holder is available on Node models with personal worksurface only.

Standard Includes		Required to Specify
<ul style="list-style-type: none"> ▶ Need help? Product details, page 18 	<ul style="list-style-type: none"> • Seat shell: plastic • Five-arm base: plastic • Metal components: 0835 Black paint • Swivel seat • 5¼" pneumatic seat-height adjustment • Hard casters 	<ol style="list-style-type: none"> 1 Style number 2 Plastic color number for seat shell 3 Plastic color number for five-arm base 4 Options, if selected (see below) <ul style="list-style-type: none"> ▶ See <i>Surface Materials</i>, page 606.

Options	U.S. Price	Required to Specify	
Surface Materials			
<ul style="list-style-type: none"> • Seat shell • Plastic price group 1 • Plastic price group 2 	<ul style="list-style-type: none"> No cost +\$ 39 	<ul style="list-style-type: none"> Specify plastic color number. ▶ See <i>Surface Materials</i>, page 606. Specify color number. ▶ See <i>Surface Materials</i>, page 606. 	
Cushion			
<ul style="list-style-type: none"> • Price group 1 • Price group 2 • Price group 3 • Price group 4 • Price group 5 • Price group 6 • Price group 7 • Price group 8 • Price group 9 • Price group 10 • Steelcase Leather • Select Surfaces leather price group 1 • Elmosoft Leather • Select Surfaces leather price group 2 • Vinyl • Customer's Own Material • Customer's Own Leather 	<ul style="list-style-type: none"> No cost +\$ 12 +\$ 36 +\$ 49 +\$ 60 +\$ 75 +\$ 88 +\$109 +\$135 +\$155 +\$132 +\$132 +\$153 +\$153 +\$ 12 +\$ 53 +\$ 53 	<ul style="list-style-type: none"> Specify fabric color number. Specify fabric color number. Specify fabric color number. Specify fabric color number. Specify fabric color number. Specify fabric color number. Specify fabric color number. Specify fabric color number. Specify fabric color number. Specify fabric color number. Specify leather color number. ▶ See <i>Surface Materials Reference Manual</i>. Specify Elmosoft leather color number. ▶ See <i>Surface Materials Reference Manual</i>. Specify vinyl color number. ▶ See <i>Surface Materials Reference Manual</i>. ▶ See <i>Surface Materials Reference Manual</i>. 	
Base			
<ul style="list-style-type: none"> • Platinum on 480230 • Element on 480230 • Platinum on 480250 • Element on 480250 	<ul style="list-style-type: none"> +\$ 48 +\$ 48 +\$ 53 +\$ 53 	<ul style="list-style-type: none"> Specify with 6249 Platinum. Specify with 6337 Element. Specify with 6249 Platinum. Specify with 6337 Element. 	
Cushion	<ul style="list-style-type: none"> • Cushion 	<ul style="list-style-type: none"> +\$170 	<ul style="list-style-type: none"> Specify with cushion top.
Cup Holder	<ul style="list-style-type: none"> • On 480250 	<ul style="list-style-type: none"> +\$ 50 	<ul style="list-style-type: none"> Specify with cup holder.
Tablet Stand	<ul style="list-style-type: none"> • On 480250 	<ul style="list-style-type: none"> +\$ 50 	<ul style="list-style-type: none"> Specify with tablet stand.
Casters	<ul style="list-style-type: none"> • Soft, dark grey treaded, dual-wheel roll-control casters for use on hard floors 	<ul style="list-style-type: none"> +\$ 36 	<ul style="list-style-type: none"> Specify with soft roll-control casters.
Glides	<ul style="list-style-type: none"> • Glides: black plastic 	<ul style="list-style-type: none"> +\$ 36 	<ul style="list-style-type: none"> Specify with glides.

▶ Detailed dimensions, page 26



For Canadian Pricing
 Multiply U.S. Price by the Canadian price factor.
 ▶ See page 1 for details.

✕10/23 = Last order entry
 October 15, 2023

Specification Information

Style Number	U.S. Base Price
--------------	-----------------

Without Personal Worksurface

480230	\$597
--------	-------

With Personal Worksurface

480250	\$995
--------	-------

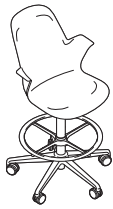


► Detailed dimensions, page 26

 **For Canadian Pricing**
 Multiply U.S. Price by the Canadian price factor.
 ► See page 1 for details.

Node 480 Series Collaborative Stool

With Five-Arm Base



Tip: Metal components will match plastic color for base.

Tip: Fire Code Seating (FCS) option is available with certain plastic color choices only. Add suffix **F** to style number and order through the Steelcase Supplemental Catalog (SPS). **10/23**

Standard Includes		Required to Specify
<ul style="list-style-type: none"> ▶ Need help? Product details, page 18 	<ul style="list-style-type: none"> • Seat shell: plastic • Five-arm base: plastic • Metal components: 0835 Black paint • Swivel seat • 8½" pneumatic seat-height adjustment • Hard casters 	<ol style="list-style-type: none"> 1 Style number 2 Plastic color number for seat shell 3 Plastic color number for five-arm base 4 Options, if selected (see below) <ul style="list-style-type: none"> ▶ See <i>Surface Materials</i>, page 606.

Options	U.S. Price	Required to Specify
Surface Materials <ul style="list-style-type: none"> • Plastic price group 1 • Plastic price group 2 	<ul style="list-style-type: none"> No cost +\$ 39 	<ul style="list-style-type: none"> Specify plastic color number. ▶ See <i>Surface Materials</i>, page 606. Specify color number. ▶ See <i>Surface Materials</i>, page 606.
Cushion <ul style="list-style-type: none"> • Price group 1 • Price group 2 • Price group 3 • Price group 4 • Price group 5 • Price group 6 • Price group 7 • Price group 8 • Price group 9 • Price group 10 • Steelcase Leather • Select Surfaces leather price group 1 • Elmosoft Leather • Select Surfaces leather price group 2 • Vinyl • Customer's Own Material • Customer's Own Leather 	<ul style="list-style-type: none"> No cost +\$ 12 +\$ 36 +\$ 49 +\$ 60 +\$ 75 +\$ 88 +\$109 +\$135 +\$155 +\$132 +\$132 +\$153 +\$153 +\$ 12 +\$ 53 +\$ 53 	<ul style="list-style-type: none"> Specify fabric color number. Specify fabric color number. Specify fabric color number. Specify fabric color number. Specify fabric color number. Specify fabric color number. Specify fabric color number. Specify fabric color number. Specify fabric color number. Specify fabric color number. Specify leather color number. ▶ See <i>Surface Materials Reference Manual</i>. Specify Elmosoft leather color number. ▶ See <i>Surface Materials Reference Manual</i>. Specify vinyl color number. ▶ See <i>Surface Materials Reference Manual</i>. ▶ See <i>Surface Materials Reference Manual</i>.
Seat-Height <ul style="list-style-type: none"> • 7½" pneumatic seat-height adjustment 	<ul style="list-style-type: none"> No cost 	<ul style="list-style-type: none"> Specify with 7" pneumatic seat-height adjustment.
Base <ul style="list-style-type: none"> • Platinum • Element 	<ul style="list-style-type: none"> +\$140 +\$140 	<ul style="list-style-type: none"> Specify with 6249 Platinum. Specify with 6337 Element.
Cushion <ul style="list-style-type: none"> • Cushion 	<ul style="list-style-type: none"> +\$170 	<ul style="list-style-type: none"> Specify with cushion top.
Casters <ul style="list-style-type: none"> • Soft, dark grey treaded, dual-wheel roll-control casters for use on hard floors 	<ul style="list-style-type: none"> +\$ 36 	<ul style="list-style-type: none"> Specify with soft roll-control casters.

Specification Information	
Style Number	U.S. Base Price
480140	\$883

▶ Detailed dimensions, page 26



For Canadian Pricing


Multiply U.S. Price by the Canadian price factor.

▶ See page 1 for details.

10/23 = Last order entry
October 15, 2023

Node 480 Series Mid-Back Collaborative Stool

With Five-Arm Base



Tip: Fire Code Seating (FCS) option is available with certain plastic color choices only. Add suffix **F** to style number and order through the Steelcase Supplemental Catalog (SPS). **X10/23**

Tip: Metal components will match plastic color for base.

Standard Includes		Required to Specify
▶ Need help? Product details, page 18	<ul style="list-style-type: none"> • Seat shell: plastic • Five-arm base: plastic • Metal components: 0835 Black paint • Swivel seat • 8½" pneumatic seat-height adjustment • Hard casters 	<ol style="list-style-type: none"> 1 Style number 2 Plastic color number for seat shell 3 Plastic color number for five-arm base 4 Options, if selected (see below) <p>▶ See <i>Surface Materials</i>, page 606.</p>

Options	U.S. Price	Required to Specify
Surface Materials	<p>Seat shell</p> <ul style="list-style-type: none"> • Plastic price group 1: No cost • Plastic price group 2: +\$ 39 <p>Cushion</p> <ul style="list-style-type: none"> • Price group 1: No cost • Price group 2: +\$ 12 • Price group 3: +\$ 36 • Price group 4: +\$ 49 • Price group 5: +\$ 60 • Price group 6: +\$ 75 • Price group 7: +\$ 88 • Price group 8: +\$109 • Price group 9: +\$135 • Price group 10: +\$155 • Steelcase Leather: +\$132 • Select Surfaces leather price group 1: +\$132 • Elmosoft Leather: +\$153 • Select Surfaces leather price group 2: +\$153 • Vinyl: +\$ 12 • Customer's Own Material: +\$ 53 • Customer's Own Leather: +\$ 53 	<p>Specify plastic color number.</p> <p>▶ See <i>Surface Materials</i>, page 606.</p> <p>Specify color number.</p> <p>▶ See <i>Surface Materials</i>, page 606.</p> <p>Specify fabric color number.</p> <p>Specify fabric color number.</p> <p>Specify fabric color number.</p> <p>Specify fabric color number.</p> <p>Specify fabric color number.</p> <p>Specify fabric color number.</p> <p>Specify fabric color number.</p> <p>Specify fabric color number.</p> <p>Specify fabric color number.</p> <p>Specify fabric color number.</p> <p>Specify leather color number.</p> <p>▶ See <i>Surface Materials Reference Manual</i>.</p> <p>Specify Elmosoft leather color number.</p> <p>▶ See <i>Surface Materials Reference Manual</i>.</p> <p>Specify vinyl color number.</p> <p>▶ See <i>Surface Materials Reference Manual</i>.</p> <p>▶ See <i>Surface Materials Reference Manual</i>.</p>
Seat-Height	<ul style="list-style-type: none"> • 7½" pneumatic seat-height adjustment: No cost 	Specify with 7" pneumatic seat-height adjustment.
Base	<ul style="list-style-type: none"> • Platinum: +\$140 • Element: +\$140 	Specify with 6249 Platinum. Specify with 6337 Element.
Cushion	<ul style="list-style-type: none"> • Cushion: +\$170 	Specify with cushion top.
Casters	<ul style="list-style-type: none"> • Soft, dark grey treaded, dual-wheel roll-control casters for use on hard floors: +\$ 36 	Specify with soft roll-control casters.

Specification Informations	
Style Number	U.S. Base Price
480240	\$883

▶ Detailed dimensions, page 26

For Canadian Pricing
 Multiply U.S. Price by the Canadian price factor.
 ▶ See page 1 for details.


X10/23 = Last order entry
 October 15, 2023

Node 480 Series X Base Collaborative Chairs

Standard Includes		Required to Specify
<ul style="list-style-type: none"> ▶ Need help? Product details, page 18 	<ul style="list-style-type: none"> • Seat shell: plastic • Steel wire frame base: paint price group 1 • Standard glides • Ships fully assembled • Meets Cal. 117 requirements 	<ol style="list-style-type: none"> 1 Style number 2 Paint color number for base 3 Plastic color number for shell 4 Options, if selected (see below) <ul style="list-style-type: none"> ▶ See <i>Surface Materials</i>, page 606.

Options	U.S. Price	Required to Specify	
Surface Materials			
Base			
• Paint price group 1	No cost	Specify paint color number.	
• Paint price group 2	+\$ 49	Specify paint color number.	
• Paint price group 3	+\$ 83	Specify paint color number.	
Shell			
• Plastic price group 1	No cost	Specify plastic color number.	
• Plastic price group 2	+\$ 39	Specify plastic color number.	
Cushio			
• Price group 1	No cost	Specify fabric color number.	
• Price group 2	+\$ 12	Specify fabric color number.	
• Price group 3	+\$ 36	Specify fabric color number.	
• Price group 4	+\$ 49	Specify fabric color number.	
• Price group 5	+\$ 60	Specify fabric color number.	
• Price group 6	+\$ 75	Specify fabric color number.	
• Price group 7	+\$ 88	Specify fabric color number.	
• Price group 8	+\$109	Specify fabric color number.	
• Price group 9	+\$135	Specify fabric color number.	
• Price group 10	+\$155	Specify fabric color number.	
• Steelcase Leather	+\$132	Specify leather color number.	
• Select Surfaces leather price group 1		▶ See <i>Surface Materials Reference Manual</i> .	
• Elmosoft Leather	+\$153	Specify Elmosoft leather color number.	
• Select Surfaces leather price group 2	+\$153	▶ See <i>Surface Materials Reference Manual</i> .	
• Vinyl	+\$ 12	Specify vinyl color number.	
• Customer's Own Material	+\$ 53	▶ See <i>Surface Materials Reference Manual</i> .	
• Customer's Own Leather	+\$ 53	▶ See <i>Surface Materials Reference Manual</i> .	
Cushion	• Cushion	+\$170	Specify with cushion top.
Glides	• Soft, felt glides	No cost	Specify with soft, felt glides.

▶ Detailed dimensions, page 26



Specification Information	
• Style Number	• U.S. Base Price
•	•
•	•
•	•

X Base Chair	
480310	\$570
•	•
•	•


X Base Mid-Back Chair	
480330	\$570
•	•
•	•

Node 480 Series X Base Collaborative Stools

Standard Includes		Required to Specify
<ul style="list-style-type: none"> ▶ Need help? Product details, page 18 	<ul style="list-style-type: none"> • Seat shell: plastic • Steel wire frame base: paint price group 1 • Standard glides • Ships fully assembled • Meets Cal. 117 requirements 	<ol style="list-style-type: none"> 1 Style number 2 Paint color number for base 3 Plastic color number for shell 4 Options, if selected (see below) <ul style="list-style-type: none"> ▶ See <i>Surface Materials</i>, page 606.

Options	U.S. Price	Required to Specify	
Surface Materials			
Base			
• Paint price group 1	No cost	Specify paint color number.	
• Paint price group 2	+\$ 49	Specify paint color number.	
• Paint price group 3	+\$ 83	Specify paint color number.	
Shell			
• Plastic price group 1	No cost	Specify plastic color number.	
• Plastic price group 2	+\$ 39	Specify plastic color number.	
Cushion			
• Price group 1	No cost	Specify fabric color number.	
• Price group 2	+\$ 12	Specify fabric color number.	
• Price group 3	+\$ 36	Specify fabric color number.	
• Price group 4	+\$ 49	Specify fabric color number.	
• Price group 5	+\$ 60	Specify fabric color number.	
• Price group 6	+\$ 75	Specify fabric color number.	
• Price group 7	+\$ 88	Specify fabric color number.	
• Price group 8	+\$109	Specify fabric color number.	
• Price group 9	+\$135	Specify fabric color number.	
• Price group 10	+\$155	Specify fabric color number.	
• Steelcase Leather	+\$132	Specify leather color number.	
• Select Surfaces leather price group 1		▶ See <i>Surface Materials Reference Manual</i> .	
• Elmosoft Leather	+\$153	Specify Elmosoft leather color number.	
• Select Surfaces leather price group 2	+\$153	▶ See <i>Surface Materials Reference Manual</i> .	
• Vinyl	+\$ 12	Specify vinyl color number.	
• Customer's Own Material	+\$ 53	▶ See <i>Surface Materials Reference Manual</i> .	
• Customer's Own Leather	+\$ 53	▶ See <i>Surface Materials Reference Manual</i> .	
Cushion	• Cushion	+\$170	Specify <i>with cushion top</i> .
Glides	• Soft, felt glides	No cost	Specify <i>with soft, felt glides</i> .

▶ Detailed dimensions, page 26



Specification Information	
Style Number	U.S. Base Price

X Base Stool	
480320	\$846

X Base Mid-Back Stool	
480340	\$846

Node 480 Series

Node 480 Series Wood Base Collaborative Chairs

Standard Includes		Required to Specify
<ul style="list-style-type: none"> ▶ Need help? Product details, page 18 	<ul style="list-style-type: none"> • Seat shell: plastic • Solid maple legs: wood stain • Steel brackets: paint group 1 • Standard glides • Ships fully assembled • Meets Cal. 117 requirements 	<ol style="list-style-type: none"> 1 Style number 2 Plastic color number for shell 3 Wood stain color number for legs: <ul style="list-style-type: none"> V1AC Natural Cherry V1AM Clear Maple V1CC Medium Amber Cherry V1EW Dark Walnut 4 Paint color number for brackets 5 Options, if selected (see below) <ul style="list-style-type: none"> ▶ See <i>Surface Materials</i>, page 606.

	Options	U.S. Price	Required to Specify
Surface Materials	Shell		
	• Plastic price group 1	No cost	Specify plastic color number.
	• Plastic price group 2	+\$ 39	Specify plastic color number.
	Brackets		
	• Paint price group 1	No cost	Specify paint color number.
	• Paint price group 2	+\$ 53	Specify paint color number.
	• Paint price group 3	+\$ 83	Specify paint color number.
	Cushion		
	• Price group 1	No cost	Specify fabric color number.
	• Price group 2	+\$ 12	Specify fabric color number.
• Price group 3	+\$ 36	Specify fabric color number.	
• Price group 4	+\$ 49	Specify fabric color number.	
• Price group 5	+\$ 60	Specify fabric color number.	
• Price group 6	+\$ 75	Specify fabric color number.	
• Price group 7	+\$ 88	Specify fabric color number.	
• Price group 8	+\$109	Specify fabric color number.	
• Price group 9	+\$135	Specify fabric color number.	
• Price group 10	+\$155	Specify fabric color number.	
• Steelcase Leather	+\$132	Specify leather color number.	
• Select Surfaces leather price group 1	+\$132	▶ See <i>Surface Materials Reference Manual</i> .	
• Elmosoft Leather	+\$153	Specify Elmosoft leather color number.	
• Select Surfaces leather price group 2	+\$153	▶ See <i>Surface Materials Reference Manual</i> .	
• Vinyl	+\$ 12	Specify vinyl color number.	
• Customer's Own Material	+\$ 53	▶ See <i>Surface Materials Reference Manual</i> .	
• Customer's Own Leather	+\$ 53	▶ See <i>Surface Materials Reference Manual</i> .	
Cushion	• Cushion	+\$170	Specify <i>with cushion top</i> .

▶ Detailed dimensions, page 26

Specification Information	
Style Number	U.S. Base Price
.....

Wood Base Chair

480410 \$1223

Wood Base Mid-Back Chair

480420 \$1223



Understanding and Specifying Buoy

Multipurpose Seating

Statement of Line	44
--------------------------	-----------

Product Details	45
------------------------	-----------

Buoy	45
Dimensions	46

Specifying	47
-------------------	-----------

Buoy	47
------	----

Statement of Line

Buoy



Multi-Purpose Seating

Understanding

▶ Page 45

Specifying

▶ Page 47

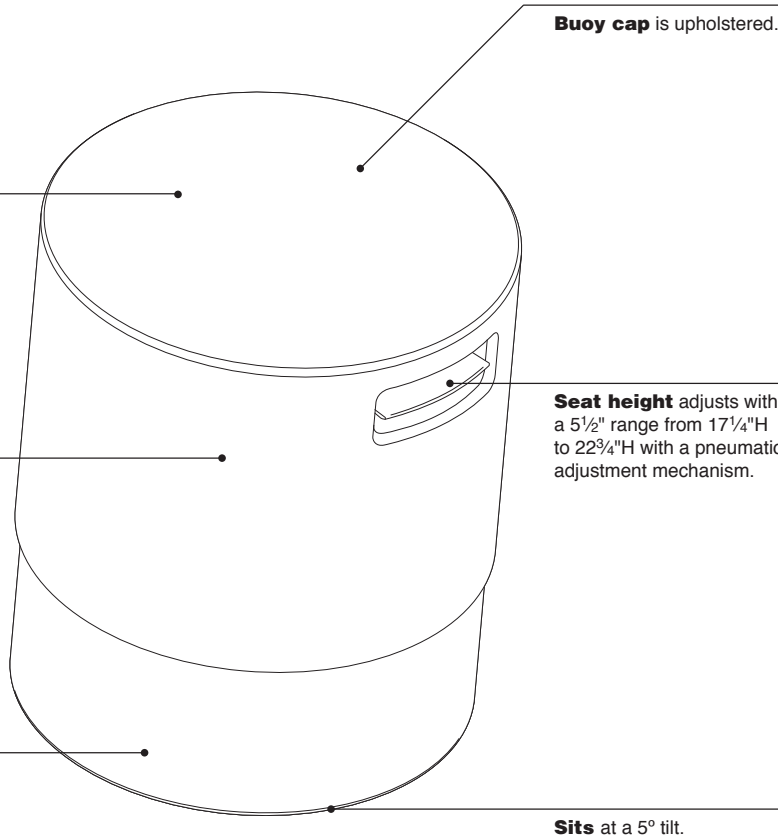
Buoy

Buoy is collaborative seating for teams that helps people move freely, change postures, and stay energized and comfortable.
 ▶ Specifying, page 47

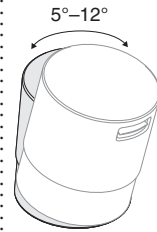
Buoy is 18" in diameter.

Buoy comes in 16 different colors, is lightweight at 20 pounds, and ships in a carton fully assembled.

Base is 6537 Merle.

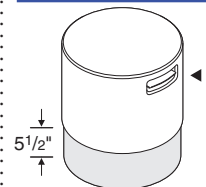


Product Details



Tilts up to 12° to encourage active sitting.

Adjustment Features



Seat height adjusts pneumatically. To lower, hold handle up while seated. To raise, hold handle up and keep weight off. Range of adjustability is 5½".

Surface Materials

▶ See surface materials on page 606 for specific availability or refer to the *Surface Materials Reference Manual* for further information.

Dimensions

▶ Page 46

Dimensions

Buoy

• Features	• Overall Depth	Width	Height
------------	-----------------	-------	--------

Buoy

Multipurpose Seating

Buoy	18"	18"	17¼"–22¾"
------	-----	-----	-----------

Buoy



Tip: Not recommended for use on hard floors. May cause scratches.

Standard Includes	Required to Specify
<ul style="list-style-type: none"> ▶ Need help? Product details, page 45 • Body: plastic price group 1 • Base: 6527 Merle • Cap: fabric price group 1 • Pneumatic height adjustment • Ships fully assembled 	<ul style="list-style-type: none"> 1 Style number 2 Fabric color number for cap 3 Plastic color number for body 4 Options, if selected (see below) ▶ See <i>Surface Materials</i>, page 606.

Options	U.S. Price	Required to Specify
Surface Materials		
Cap		
• Fabric price group 1	No cost	Specify fabric color number.
• Fabric price group 2	+\$ 41	Specify fabric color number.
• Fabric price group 3	+\$ 57	Specify fabric color number.
• Fabric price group 4	+\$ 81	Specify fabric color number.
• Fabric price group 5	+\$ 96	Specify fabric color number.
• Fabric price group 6	+\$108	Specify fabric color number.
• Fabric price group 7	+\$124	Specify fabric color number.
• Fabric price group 8	+\$135	Specify fabric color number.
• Fabric price group 9	+\$146	Specify fabric color number.
• Fabric price group 10	+\$161	Specify fabric color number.
• Vinyl	+\$ 41	Specify vinyl color number.
• COM	+\$ 53	Specify fabric color number.
• Non-upholstered cap: 6527 Merle only	+\$ 41	Specify <i>with non-upholstered cap</i> .
• Fire Code Seating (FCS) 10/23	+\$ 70	Specify <i>with fire code seating</i> .
Body		
• Plastic price group 1	No cost	Specify color number.
• Plastic price group 2	+\$ 53	Specify color number.

Specification Information				
• Dimensions			• Style Number	• U.S. Base Price
D	W	H		
18"	18"	17 ¹ / ₄ "–22 ³ / ₄ "	TSBUOY	\$518



For Canadian Pricing
 Multiply U.S. Price by the Canadian price factor.
 ▶ See page 1 for details.

10/23 = Last order entry
 October 15, 2023



Understanding and Specifying cobi 434 Series Collaborative Chairs



Statement of Line **50**



Product Details

cobi 434 Series	52
Dimensions	54



Specifying

Collaborative Chairs	56
Swivel-Base Stools	58

Collaborative chairs

Collaborative seating promotes comfort for long periods of time and promotes movement, offers automatic and intuitive adjustments, and supports multiple postures.

- QiVi 428 Series
- cobo 434 Series
- i2i 416 Series
- Node 480 Series

Adjustability Features

▶ See page 54 for a comparison to other chairs

cobi 434 Series

Mechanisms

Weight-activated	●
------------------	---

Seat Adjustments

Pneumatic height	●
------------------	---

Back Adjustments

Self adjusting	●
----------------	---

Other Features

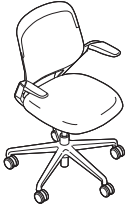
Foot ring height (stool)	●
--------------------------	---

Statement of Line

cobi 434 Series

cobi 434 Series

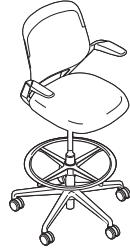
Understanding
▶ Page 52
Specifying
▶ Pages 56–58



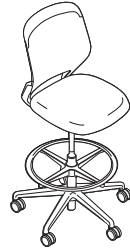
Collaborative
Chair with Arms



Collaborative
Chair without Arms



Collaborative
Stool with Arms



Collaborative
Stool without Arms

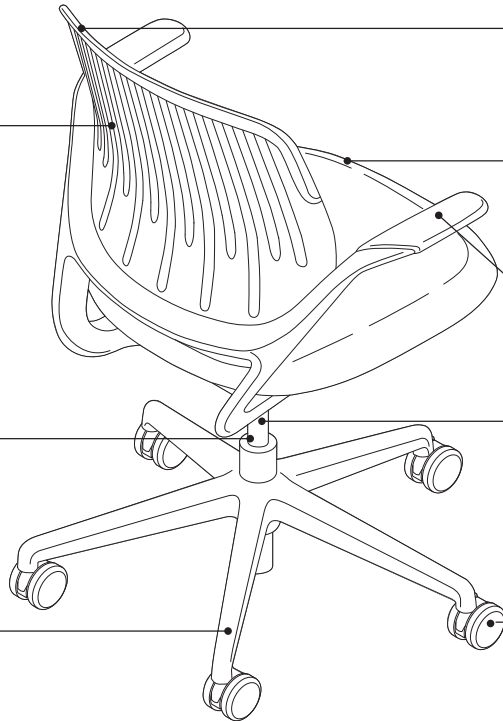
cobi 434 Series

cobi is collaborative seating for teams that helps people move freely, change postures, and stay energized and comfortable.

Flexing fingers in back offer support while moving and conforming to the user.

Weight-activated mechanism provides support by automatically responding to the users movements.

Five-arm base is standard.



Flexible top edge allows for multiple postures while maintaining support and comfort.

Flexible seat edge on all 3-sides supports multiple postures while relieving thigh pressure.

Arms are constructed of a soft durable rubber compound.

Seat height adjusts with a 5" range from 15½"H to 20½"H with a pneumatic adjustment mechanism.

Casters have hard, dual-wheels that roll smoothly on carpets. They are 2½" for increased mobility. Soft, dark grey treaded, dual-wheel roll-control casters are available for use on hard floors or mats. Stools are standard with 2" hard casters. Soft casters are available as an option. *Tip: Do not roll the chair across asphalt during installation as this may damage the casters.*

Product Details



Chairs and stools are available with or without arms.

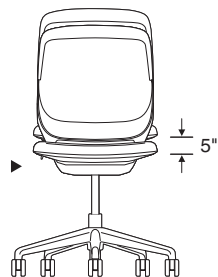


Weight-activated mechanism provides individual support without a tension control by intuitively sensing and supporting the users center of gravity.

cobi ships standard assembled and uncartoned. A cartoned version is available which ships unassembled with the chair seat, back, and cylinder separated from the base and mechanism. This allows for shipment in a smaller carton. Assembly by a qualified dealer installer is required. Assembly instructions are included. No additional tools are required for assembly.

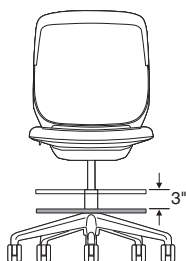
Adjustment Features

Seat Adjustments



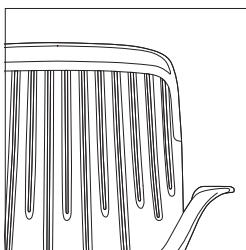
Seat height adjusts

pneumatically. To lower, pull lever up while seated. To raise, pull lever up and keep your weight off the chair.



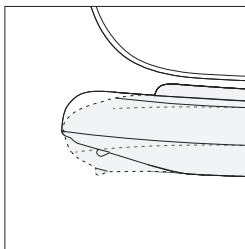
Foot ring height on stools

adjusts by first lifting ring and rotating it counter-clockwise to unlock. Then raise or lower ring up to 4" to desired position before rotating it clockwise to lock. The foot ring has a diameter of 20".



Flexing fingers in back promote movement and provide support for a wide range of postures.

Soft roll-control caster option features an internal brake that activates when the chair is not under load to reduce shifting when user stands up.



Flexing seat edge on all 3-sides supports multiple postures while relieving thigh pressure.

Surface Materials

▶ See surface materials on page 606 for specific availability or refer to the *Surface Materials Reference Manual* for further information.

Back Upholstery

- Connect 3D (back only)

Seat Upholstery

- Cogent: Connect (seat only)
- Fabric
- Fabric with soil-retardant treatment (option)
- Leather
- ElmoSoft leather
- Select Surfaces leather
- Vinyl
- COM
- COL

All seat upholstery except standard Cogent: Connect requires a sewn application. Specify with an **S** suffix.

Outer Back

- 6009 Arctic White
- 6205 Black
- 6249 Platinum
- 6295 Near Black

Arm Caps, Top Edge, and Casters

- 6205 Black
- 6249 Platinum

Tip: Frame, base, and cylinder will default to match outer back color.

Tip: if black or near black are specified on the outer back, the arm caps, top edge, and casters will be 6205 Black. If platinum or arctic white are specified on the outer back, the arm caps, top edge, and casters will be 6249 Platinum.

Glides

- Black plastic

Foot ring on stools

- 6205 Black
- 6249 Platinum

Tip: Foot ring on stool will coordinate to match outer back color.

All Steelcase seating with standard upholstery fabrics complies with requirements of the State of California Technical Bulletin 117-2013. All standard seating is labeled to be in compliance with California 117-2013.

Programs & Services

▶ See the *Surface Materials Reference Manual* for further detail about programs and services offered for seating.

The Customer's Own Material (COM) Program

offers the opportunity for customers to select fabrics that are not offered through the standard Steelcase surface materials program for use on Steelcase products. Through the COM program, Steelcase will test your materials for application on Steelcase products. Once approved, you can place your order. Steelcase will facilitate the entire ordering process and give you a production schedule. Steelcase will order the COM fabric directly from the textile manufacturer. For up-to-date information regarding fabric test results for all COM fabrics and details regarding yardage requirements for most Seating lines, visit the COM Web site. To locate the COM Web site:

- Visit www.steelcase.com

Soil retardants are treatments that provide long-term soil and stain resistance to a fabric without affecting the shade or the integrity of the fabric. The following Steelcase Textiles are available pre-treated with soil retardant. (You do not need to select the soil-retardant option for these fabrics and incur the upcharge.)

- Jacks
- Link

For information on soil retardant fabrics on Select Surfaces, please refer to the *Surface Materials Reference Manual*.

Soil-retardant treatment is available on all other seating fabrics at an additional upcharge per seating unit. To order this option, please select "Soil-Retardant Treatment" under "Optional Accessories."

For soil-retardant treatment on COMs, please select "Soil-Retardant Treatment" under "Optional Accessories." Minimums or additional yardage may be required. Please contact the vendor directly for specific information.

Extended lead times may be necessary for this service.

Contact your Steelcase Solutions Fulfillment Team Representative at 1.888.STEELCASE (1.888.783.3522) or send an email to lineone@steelcase.com.

Fire Codes

▶ See *Surface Materials Reference Manual* for upholstery fabrics available for use with FCS modification.

Steelcase offers Fire Code Seating modification (FCS) on some seating models. The most rigorous fire codes in the nation have been developed in California, and the Steelcase FCS modification is designed to meet those codes. Fire Code Seating (FCS) indicates that a product is constructed to meet the strict fire code requirements of high public occupancy areas such as theaters, meeting rooms, and lobbies. The FCS standards will meet the State of California Bureau of Electronic and Appliance Repair, Home Furnishings, and Thermal Insulation Technical Bulletin 133 (Cal TB 133). Boston adopted the California Bureau of Electronic and Appliance Repair, Home Furnishings, and Thermal Insulation Technical Bulletin TB 133 test standard in 1992.

Local codes may have special requirements for upholstery.

Dimensions

▶ Page 54

Resources

Printed Materials

- ▶ cobi Brochure (09-000049)
- ▶ cobi User Guide (10-0002706)

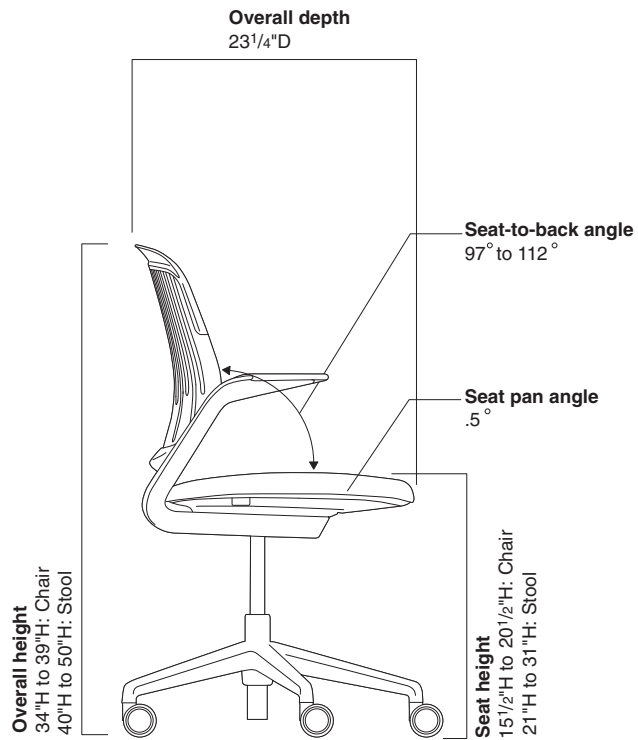
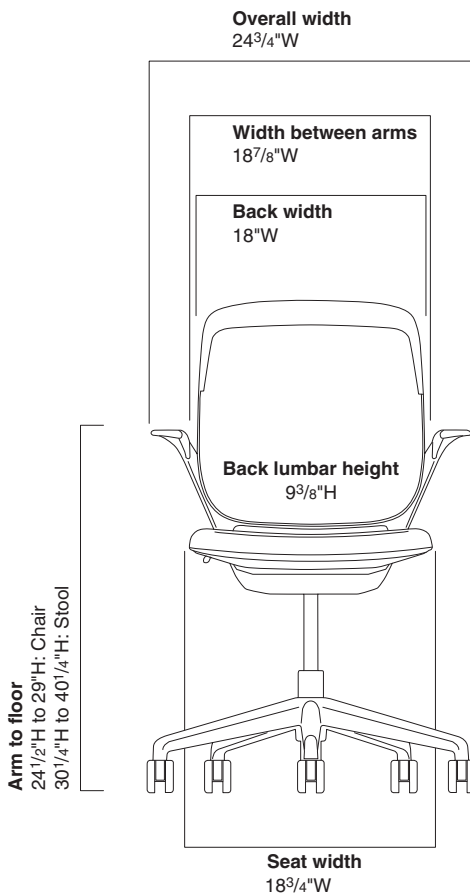
Online Resources

- ▶ Come Together (PDF) available on www.steelcase.com
- ▶ Collaborative Seating Design video available on www.steelcase.com
- ▶ Product Environmental Profiles, which provide key environmental attributes and product certifications can be found by searching for Steelcase at Origin.build.

Dimensions

cobi 434 Series

Features	Overall Depth	Width	Height	Seat Depth	Functional Seat Depth	Seat Width	Seat Height from Floor	Ring Height from Floor	Back Width	Back Height from Seat
cobi 434 Series										
Collaborative Chairs										
	23 ¹ / ₄ "	24 ³ / ₄ "	34"-39"	19 ¹ / ₂ "	17 ⁷ / ₈ "	18 ³ / ₄ "	15 ¹ / ₂ "-20 ¹ / ₂ "	N.A.	18"	19 ¹ / ₂ "
Stools										
	23 ¹ / ₄ "	24 ³ / ₄ "	40"-50"	19 ¹ / ₂ "	17 ⁷ / ₈ "	18 ³ / ₄ "	21"-31"	11 ¹ / ₄ "-14 ¹ / ₄ "	18"	19 ¹ / ₂ "



• Back Lumbar Height	• Width Between Arms	• Arm to Floor	• Arm Height from Seat	• Seat Pan Angle	• Angle Between Seat and Back
----------------------	----------------------	----------------	------------------------	------------------	-------------------------------

Collaborative Chairs

9 ³ / ₈ "	18 ⁷ / ₈ "	24 ¹ / ₄ "–29"	8 ⁷ / ₈ "	.5°	97°–112°
---------------------------------	----------------------------------	--------------------------------------	---------------------------------	-----	----------

Stools

9 ³ / ₈ "	18 ⁷ / ₈ "	30 ¹ / ₄ "–40 ¹ / ₄ "	8 ⁷ / ₈ "	.5°	97°–112°
---------------------------------	----------------------------------	---	---------------------------------	-----	----------

cobi 434 Series Collaborative Chairs



► Need help?
Product details,
page 52

Standard Includes

- Weight-activated mechanism
- 5" pneumatic seat-height adjustment
- Fixed arms, if selected: plastic to match outer back
- Back upholstery: Connect 3D
- Seat upholstery: Cogent: Connect
- Frame, outer back, and five-arm base: Black
- 2½"-diameter, hard composition, dual-wheel casters: black plastic

Required to Specify

- 1 Style number
 - 2 Plastic color number for outer back
 - 3 Connect 3D color number for back
 - 4 Cogent: Connect color number for upholstery on seat
 - 5 Options, if selected (see below)
- See *Surface Materials*, page 606.

*Tip: All seat upholstery except standard Cogent: Connect requires a sewn application. Specify with an **S** suffix.*

Tip: Always add suffixes in alphabetical order when specifying options to cobi seating.

Tip: Leather and vinyl upcharges are in addition to sewn upholstery upcharge.

Tip: Fire Code Seating (FCS) option is available with certain upholstery fabric choices only.

► See *Surface Materials Reference Manual*

Tip: Arm caps, top edge, and casters default to coordinate and match outer back color.

	Options	U.S. Price	Required to Specify
Surface Materials	Upholstery		
	• Fabric price group 1	No cost	Add suffix S to the style number and specify fabric color number.
	• Fabric price group 2	No cost	Add suffix S to the style number and specify fabric color number.
	• Fabric price group 3	+\$ 37	Add suffix S to the style number and specify fabric color number.
	• Fabric price group 4	+\$ 51	Add suffix S to the style number and specify fabric color number.
	• Fabric price group 5	+\$ 61	Add suffix S to the style number and specify fabric color number.
	• Fabric price group 6	+\$ 76	Add suffix S to the style number and specify fabric color number.
	• Fabric price group 7	+\$ 92	Add suffix S to the style number and specify fabric color number.
	• Fabric price group 8	+\$112	Add suffix S to the style number and specify fabric color number.
	• Fabric price group 9	+\$137	Add suffix S to the style number and specify fabric color number.
	• Fabric price group 10	+\$159	Add suffix S to the style number and specify fabric color number.
	• Steelcase leather upholstery	+\$258	Add suffix S to the style number and specify leather color number.
	• Select Surfaces leather price group 1	+\$258	Add suffix S to the style number and specify Select Surfaces leather price group 1.
	• Elmosoft leather upholstery	+\$301	► See <i>Surface Materials Reference Manual</i> . Add suffix S to the style number and specify Elmosoft leather color number.
	• Select Surfaces leather price group 2	+\$301	Add suffix S to the style number and specify Select Surfaces leather price group 2.
	• Sewn Upholstery	+\$ 58	► See <i>Surface Materials Reference Manual</i> . Add suffix S to the style number and specify fabric color number.
• Steelcase vinyl	No cost	Add suffix S to the style number and specify vinyl color number.	
• Customer's Own Material (COM)	No cost	Add suffix S to the style number and specify fabric color number.	
• Customer's Own Leather (COL)	No cost	Add suffix S to the style number and specify leather color number.	
• Fire Code Seating (FCS) ✕10/23	+\$157	Add suffix F to the style number.	
• Soil-retardant treatment applied to upholstery fabric	+\$ 36	Specify <i>with soil-retardant treatment</i> .	
	Outer back		
	• Arctic white	+\$126	Specify <i>with 6009 Arctic White</i> .
	• Platinum	+\$126	Specify <i>with 6249 Platinum</i> .
	• Near black	+\$126	Specify <i>with 6295 Near Black</i> .
Casters	• Soft, dark grey treaded, dual-wheel roll-control casters for use on hard floors	+\$ 36	Specify <i>with soft roll-control casters</i> .
Glides	• Glides: black plastic	+\$ 36	Specify <i>with glides</i> .

► Detailed dimensions,
page 54

✕10/23 = Last order entry
October 15, 2023

Specification Information

**Arms with
Soft Arm Caps**



• **Style
Number**

• **U.S.
Base
Price**

• **434111**

• \$1106

Without Arms



• **Style
Number**

• **U.S.
Base
Price**

• **434110**

• \$1020

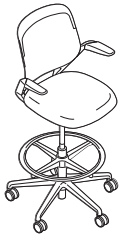


For Canadian Pricing

Multiply U.S. Price by the
Canadian price factor.

▶ See page 1 for details.

cobi 434 Series Swivel-Base Stools



Standard Includes	Required to Specify
<ul style="list-style-type: none"> ▶ Need help? Product details, page 52 • Weight-activated mechanism • 10" pneumatic seat-height adjustment • Fixed arms, if selected: plastic to match outer back • Adjustable foot ring: black • Back upholstery: Connect 3D • Seat upholstery: Cogent: Connect • Frame, outer back, and five-arm base: black • 2½"-diameter, hard composition, dual-wheel casters: black plastic 	<ol style="list-style-type: none"> 1 Style number 2 Plastic color number for outer back 3 Connect 3D color number for back 4 Cogent: Connect color number for upholstery on seat 5 Options, if selected (see below) <p>▶ See <i>Surface Materials</i>, page 606.</p>

Tip: All seat upholstery except standard Cogent: Connect requires a sewn application. Specify with an **S** suffix.

Tip: Always add suffixes in alphabetical order when specifying options to cobi seating.

Tip: Leather and vinyl upcharges are in addition to sewn upholstery upcharge.

Tip: Fire Code Seating (FCS) option is available with certain upholstery fabric choices only.

▶ See *Surface Materials Reference Manual*

Tip: Arm caps, top edge, casters, and stool ring default to coordinate and match outer back color.

▶ Detailed dimensions, page 54

Options	U.S. Price	Required to Specify
<p>Surface Materials</p> <ul style="list-style-type: none"> • Fabric price group 1 • Fabric price group 2 • Fabric price group 3 • Fabric price group 4 • Fabric price group 5 • Fabric price group 6 • Fabric price group 7 • Fabric price group 8 • Fabric price group 9 • Fabric price group 10 • Steelcase leather upholstery • Select Surfaces leather price group 1 • Elmosoft leather upholstery • Select Surfaces leather price group 2 • Sewn Upholstery • Steelcase vinyl • Customer's Own Material (COM) • Customer's Own Leather (COL) • Fire Code Seating (FCS) FX10/23 • Soil-retardant treatment applied to upholstery fabric <p>Outer back</p> <ul style="list-style-type: none"> • Arctic white • Platinum • Near black 	<ul style="list-style-type: none"> No cost No cost +\$ 37 +\$ 51 +\$ 61 +\$ 76 +\$ 92 +\$112 +\$137 +\$159 +\$258 +\$258 +\$301 +\$301 +\$ 58 No cost No cost No cost +\$157 +\$ 36 +\$196 +\$196 +\$196 +\$ 36 +\$ 36 	<p>Add suffix S to the style number and specify fabric color number.</p> <p>Add suffix S to the style number and specify fabric color number.</p> <p>Add suffix S to the style number and specify fabric color number.</p> <p>Add suffix S to the style number and specify fabric color number.</p> <p>Add suffix S to the style number and specify fabric color number.</p> <p>Add suffix S to the style number and specify fabric color number.</p> <p>Add suffix S to the style number and specify fabric color number.</p> <p>Add suffix S to the style number and specify fabric color number.</p> <p>Add suffix S to the style number and specify fabric color number.</p> <p>Add suffix S to the style number and specify fabric color number.</p> <p>Add suffix S to the style number and specify fabric color number.</p> <p>Add suffix S to the style number and specify leather color number.</p> <p>Add suffix S to the style number and specify Select Surfaces leather price group 1.</p> <p>▶ See <i>Surface Materials Reference Manual</i>. Add suffix S to the style number and specify Elmosoft leather color number.</p> <p>Add suffix S to the style number and specify Select Surfaces leather price group 2.</p> <p>▶ See <i>Surface Materials Reference Manual</i>. Add suffix S to the style number and specify fabric color number.</p> <p>Add suffix S to the style number and specify vinyl color number.</p> <p>Add suffix S to the style number and specify fabric/vinyl color number.</p> <p>Add suffix S to the style number and specify leather color number.</p> <p>Add suffix F to the style number. Specify with <i>soil-retardant treatment</i>.</p> <p>Specify with <i>6009 Arctic White</i>.</p> <p>Specify with <i>6249 Platinum</i>.</p> <p>Specify with <i>6295 Near Black</i>.</p> <p>Specify with <i>soft roll-control casters</i>.</p> <p>Specify with <i>glides</i>.</p>
<p>Casters</p> <ul style="list-style-type: none"> • Soft, dark grey treaded, dual-wheel roll-control casters for use on hard floors 	<ul style="list-style-type: none"> +\$ 36 	<p>Specify with <i>soft roll-control casters</i>.</p>
<p>Glides</p> <ul style="list-style-type: none"> • Glides: black plastic 	<ul style="list-style-type: none"> +\$ 36 	<p>Specify with <i>glides</i>.</p>

FX10/23 = Last order entry
October 15, 2023

Specification Information

**Arms with
Soft Arm Caps**



· Style
· Number

· U.S.
· Base
· Price

434711

\$1541

Without Arms



· Style
· Number

· U.S.
· Base
· Price

434710

\$1455

cobi 434 Series



For Canadian Pricing

Multiply U.S. Price by the
Canadian price factor.

▶ See page 1 for details.



Understanding and Specifying Cachet 487 Series Work Chairs



Statement of Line **62**



Product Details

Cachet 487 Series	64
Dimensions	66



Specifying

Swivel-Base Work Chairs	68
Leg-Base Multi-Use Chairs	70
Swivel-Base Stools	72
Cushion Upholstery Packages	74
Accessories	78

Work Chairs

Cachet offers basic ergonomic comfort for people who have varied tasks and tend to be in and out of the office during the day. Features include adjustable seat height and a unique Balanced-Action Rocker (BAR) mechanism that allows users to recline easily without a manual adjustment. Also featured is the no front-rise seat—in other words, when you lean back, the front edge of the seat doesn't rise up, lifting your legs off the floor and cutting off circulation.

- Protégé 433 Series
- Cachet 487 Series

Adjustability Features

▶ See page 66 for a comparison to other chairs

Cachet 487 Series

Mechanisms

Balanced Action Rocker (BAR)	●
------------------------------	---

Seat Adjustments

Pneumatic height	●
------------------	---

Back Adjustments

Self adjusts	●
--------------	---

Other Features

Foot ring height (stool)	●
--------------------------	---

Statement of Line

Cachet 487 Series

Cachet 487 Series

Understanding
▶ Page 64
Specifying
▶ Pages 68–72



Leg-Base
Multi-Use Chair
without Arms



Leg-Base
Multi-Use Chair
with Flip-Up Arms



Swivel-Base
Work Chair



Swivel-Base
Stool

Cachet 487 Series

Cachet chairs are lightweight, extremely comfortable, multipurpose chairs with a unique Balanced-Action Rocker (BAR) mechanism that allows the chair to recline in response to the user's weight.

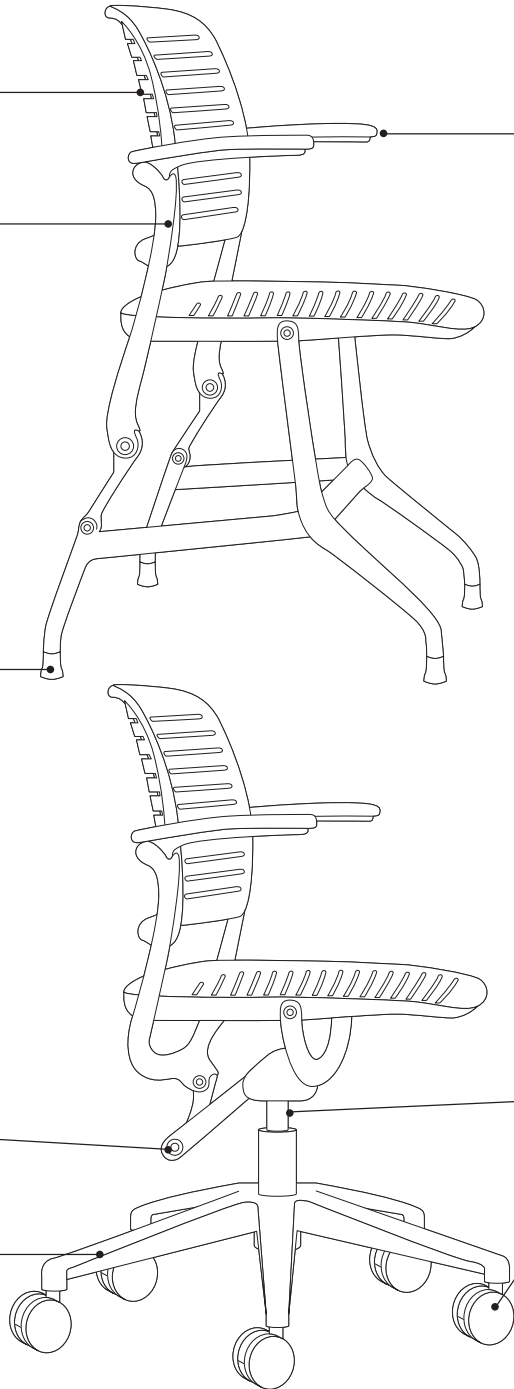
Flexible, contoured back and seat have parallel slats that conform to individual users.

Nylon injection-molded tubular frame provides strength with minimal weight.

Plastic glides are standard. Optional soft glides are available.

Balanced-action rocker (BAR) mechanism allows every user to fully recline.

Five-arm base is standard.




Flip-up arms easily lift to move out of the way or to allow for stacking.

Seat height adjusts within a 5" range (15½"H to 20½"H) with a pneumatic-adjustment mechanism.

Casters have hard, dual-wheels that roll smoothly on carpets. They are 2⅜" diameter for increased mobility. Soft, dark grey treaded, dual-wheel roll-control casters are available for use on hard floor and mats.
Tip: Do not roll the chair across asphalt during installation as this may damage the casters.


Product Details



Chair bases are available in three styles—fixed-height four leg, adjustable-height swivel, and adjustable-height stool.



Balanced-action rocker (BAR) mechanism allows the user to recline for optimum comfort.



Upholstered cushions are available for use on chair back and seat. Cushions can be specified for factory installation or ordered separately for field installation. When specified with the chair, cushions are available for seat and back, or seat only. When ordered separately, cushions are available for seat and back, seat only, or back only. The cushions attach to the slats of back and seat.

Tip: You must specify plastic outer back color to match chair.

Soft dual-wheel roll-control casters are available as an option for use on hard floors or chair mats. Roll-control casters feature an internal brake that activates when the chair is not under load to reduce shifting when user stands up.

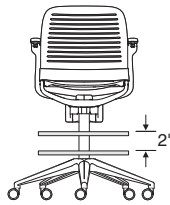
Hard plastic glides are standard on leg-base chairs.

Soft felt glides are available as an option for use on non-carpeted surfaces. The soft glide is reversible—soft on one side, hard on the other.

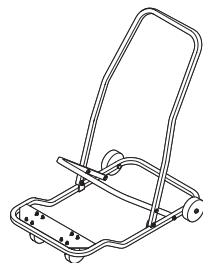
Leg-base chairs stack five high on the floor and 20 high on the dolly. Upholstery does not impact stacking capacity.

Leg-base chairs are available with or without flip-up arms. Chairs with or without arms can be stacked.

Other Features



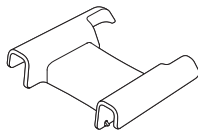
Foot ring height on stools adjusts by first lifting ring and rotating it counter-clockwise to unlock. Then raise or lower ring up to 2" to desired position before rotating it clockwise to lock. The foot ring has a diameter of 20".



Transport and storage dolly is available to stack, move, and store up to 20 leg-base chairs. Upholstery does not impact stacking capacity. Swivel-base chairs will not stack.

Unloaded transport dolly measures 48"D x 23"W x 38¾"H.

Fully loaded transport dolly measures 51"D x 23"W x 78¾"H.



Ganging and alignment device is available to link leg-base chairs together in the field for evenly spaced rows. Chairs can be separated easily. Spacing between chairs linked with alignment device is 2".

Tip: You must specify plastic color of ganging and alignment device to match chairs.

Cachet is recommended for indoor use only.

Surface Materials

► See surface materials on page 606 for specific availability or refer to the *Surface Materials Reference Manual* for further information.

Hard components (frame, flip-up arms, back, seat, and base)

- Swivel and 4-leg chair models available in black, midnight, and ash
- Stool available in black only

Upholstery

- Fabric
- Fabric with soil-retardant treatment (option)
- Leather
- Elmosoft leather
- Select Surfaces leather
- Vinyl

Glides

- Color-matched plastic on leg-base chair
- Color-matched soft plastic on leg-base chair (option)

Casters

- Hard, black plastic wheels on swivel-base chair and stool
- Soft, dual-wheel roll-control black plastic wheels (option)

All Steelcase seating with standard upholstery fabrics complies with requirements of the State of California Technical Bulletin 117-2013. All standard seating is labeled to be in compliance with California 117-2013.

Programs & Services

► See the *Surface Materials Reference Manual* for further detail about programs and services offered for seating.

The Customer's Own Material (COM)

Program offers the opportunity for customers to select fabrics that are not offered through the standard Steelcase surface materials program for use on Steelcase products. Through the COM program, Steelcase will test your materials for application on Steelcase products. Once approved, you can place your order. Steelcase will facilitate the entire ordering process and give you a production schedule. Steelcase will order the COM fabric directly from the textile manufacturer. For up-to-date information regarding fabric test results for all COM fabrics and details regarding yardage requirements for most Seating lines, visit the COM Web site. To locate the COM Web site:

- Visit www.steelcase.com

Soil retardants are treatments that provide long-term soil and stain resistance to a fabric without affecting the shade or the integrity of the fabric. The following Steelcase Textiles are available pre-treated with soil retardant. (You do not need to select the soil-retardant option for these fabrics and incur the upcharge.)

- Jacks
- Link

For information on soil retardant fabrics on Select Surfaces, please refer to the *Surface Materials Reference Manual*.

Soil-retardant treatment is available on all other seating fabrics at an additional upcharge per seating unit. To order this option, please select "Soil-Retardant Treatment" under "Optional Accessories."

For soil-retardant treatment on COMs, please select "Soil-Retardant Treatment" under "Optional Accessories". Minimums or additional yardage may be required. Please contact the vendor directly for specific information.

Extended lead times may be necessary for this service.

Contact your Steelcase Solutions Fulfillment Team Representative at 1.888.STEELCASE (1.888.783.3522) or send an email to lineone@steelcase.com.

Local codes may have special requirements for upholstery.

Dimensions

► Page 66

Resources

Printed Materials

► Cachet Product Brochure (08-0001115)

Online Resources

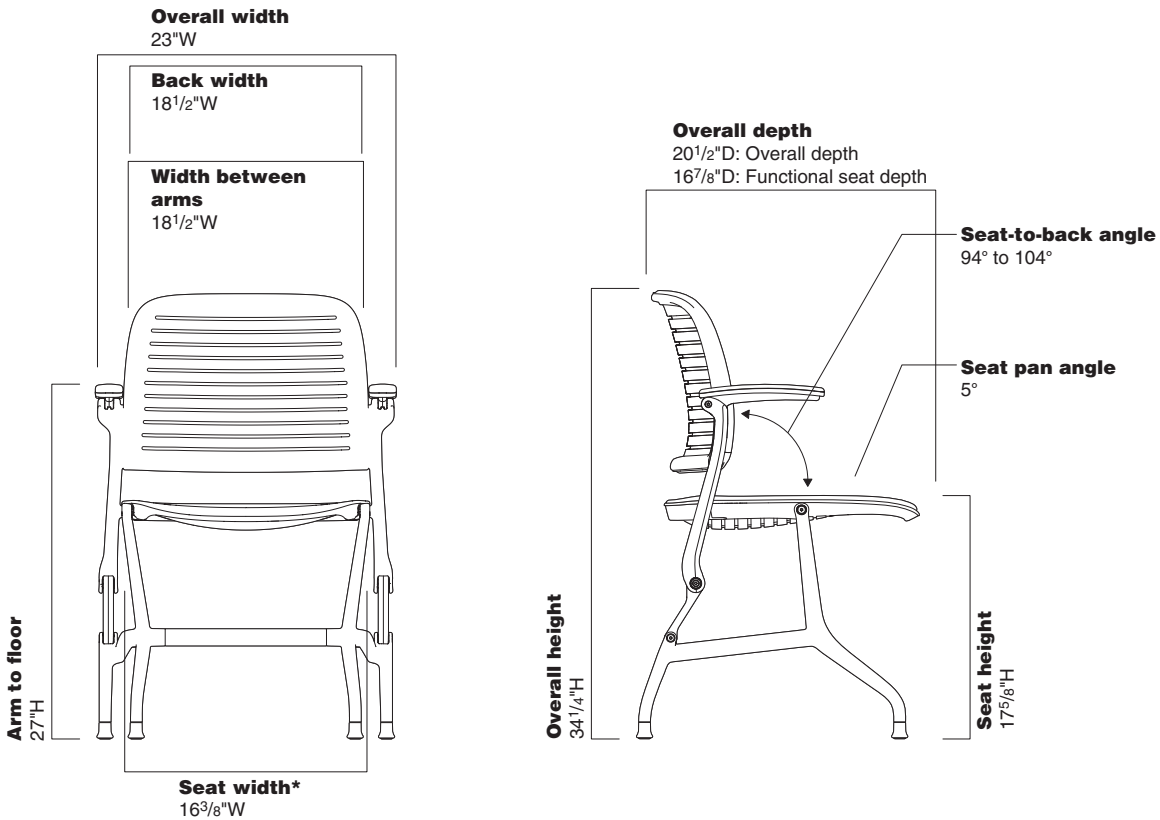
► Product Environmental Profiles, which provide key environmental attributes and product certifications can be found by searching for Steelcase at Origin.build.

Dimensions

Cachet 487 Series

Features	Overall Depth	Width	Height	Seat Depth	Functional Seat Depth	Seat Width*	Seat Height from Floor	Ring Height from Floor	Back Width	Back Height from Seat
Cachet 487 Series										
Leg-Base Multi-Use Chairs										
Fixed-Height	20½"	23"	34¼"	19¾"	16⅞"	16⅜"	17⅝"	N.A.	18½"	18¾"
Swivel-Base Work Chairs										
Pneumatic	25"	25"	32⅛"–37⅛"	19¾"	16⅞"	16⅜"	15½"–20½"	N.A.	18½"	18¾"
Stools										
	25"	25"	39"–46"	19¾"	16⅞"	16⅜"	23"–30"	11¼"–13¼"	18½"	18¾"

*Seat width dimension is taken close to the front edge of the seat. The dimension closer to the actual sitting surface is 19".



Leg-Base Multi-Use Chair

• Back Lumbar Height	• Width Between Arms	• Arm to Floor	• Arm Height from Seat	• Seat Pan Angle	• Angle Between Seat and Back
----------------------	----------------------	----------------	------------------------	------------------	-------------------------------

Leg-Base Multi-Use Chairs

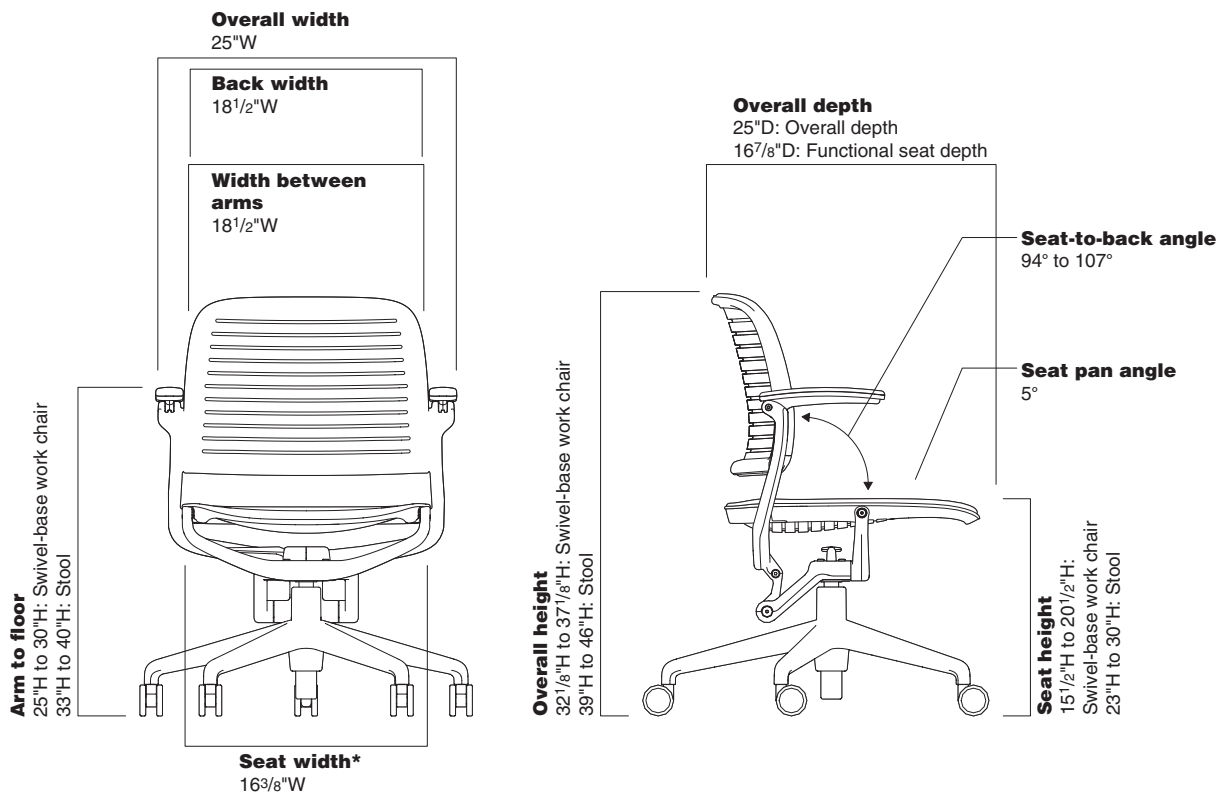
8"	18½"	27"	10¾"	5°	94°–104°
----	------	-----	------	----	----------

Swivel-Base Work Chairs

8"	18½"	25"–30"	10¾"	5°	94°–107°
----	------	---------	------	----	----------

Stools

8"	18½"	33"–40"	10¾"	5°	94°–107°
----	------	---------	------	----	----------



Swivel-Base Work Chair

► Options, continued from previous page

	Options	U.S. Price	Required to Specify
Surface Materials, continued	Contrasting upholstery on back		
	• Fabric price group 1	No cost	Specify fabric color number.
	• Fabric price group 2	+\$ 22	Specify fabric color number.
	• Fabric price group 3	+\$ 35	Specify fabric color number.
	• Fabric price group 4	+\$ 49	Specify fabric color number.
	• Fabric price group 5	+\$ 62	Specify fabric color number.
	• Fabric price group 6	+\$ 78	Specify fabric color number.
	• Fabric price group 7	+\$ 92	Specify fabric color number.
	• Fabric price group 8	+\$112	Specify fabric color number.
	• Fabric price group 9	+\$137	Specify fabric color number.
	• Fabric price group 10	+\$155	Specify fabric color number.
	• Steelcase leather upholstery	+\$134	Specify fabric color number. Add suffix S to the style number and specify leather color number.
	• Select Surfaces leather price group 1	+\$134	Add suffix S to the style number and specify leather color number.
• Elmosoft leather upholstery	+\$154	Add suffix S to the style number and specify leather color number.	
• Select Surfaces leather price group 2	+\$154	Add suffix S to the style number and specify leather color number.	
• Vinyl	+\$ 22	Specify vinyl color number.	
• Customer's Own Material (COM)	No cost	► See <i>Surface Materials Reference Manual</i> to specify.	
• Customer's Own Leather (COL)	No cost	Add suffix S to the style number and specify leather color number.	
• Soil-retardant treatment	+\$ 36	Specify <i>with soil-retardant treatment</i> .	
Casters	• Soft, dark grey treaded, dual-wheel roll-control casters for use on hard floors: black plastic	+\$ 36	Specify <i>with soft roll-control casters</i> .

Specification Information

Without Upholstery



Style Number	U.S. Base Price
4871110	\$1107

With Upholstered Seat



Style Number	U.S. Base Price
4871210	\$1325

With Upholstered Seat and Back



Style Number	U.S. Base Price
4871211	\$1429

► Detailed dimensions, page 66



For Canadian Pricing
Multiply U.S. Price by the Canadian price factor.
► See page 1 for details.

Cachet 487 Series Leg-Base Multi-Use Chairs

Without Arms or with Flip-Up Arms



Standard Includes		Required to Specify
<ul style="list-style-type: none"> ▶ Need help? Product details, page 64 	<ul style="list-style-type: none"> Balanced-action rocker (BAR) mechanism Frame, seat, back, and four-leg base: plastic Flip-up arms, if selected: plastic color to match frame, seat, and four-leg base Upholstery, if selected: fabric price group 1 Hard glides: color-matched to frame 	<ol style="list-style-type: none"> Style number Plastic color number for frame, seat, back, four-leg base, and flip-up arms, if selected Fabric color number for upholstery on seat and back, or seat, if selected Options, if selected (see below) <p>▶ See <i>Surface Materials</i>, page 606.</p>

Options	U.S. Price	Required to Specify
<p>Surface Materials</p> <p>Upholstery on seat and back</p> <ul style="list-style-type: none"> Fabric price group 1 Fabric price group 2 Fabric price group 3 Fabric price group 4 Fabric price group 5 Fabric price group 6 Fabric price group 7 Fabric price group 8 Fabric price group 9 Fabric price group 10 Steelcase leather upholstery Select Surfaces leather price group 1 Elmosoft leather upholstery Select Surfaces leather price group 2 Vinyl Customer's Own Material (COM) Customer's Own Leather (COL) 	<p>No cost</p> <p>+\$ 37</p> <p>+\$ 72</p> <p>+\$100</p> <p>+\$125</p> <p>+\$154</p> <p>+\$179</p> <p>+\$223</p> <p>+\$276</p> <p>+\$312</p> <p>+\$265</p> <p>+\$265</p> <p>+\$308</p> <p>+\$308</p> <p>+\$ 37</p> <p>No cost</p> <p>No cost</p>	<p>Specify fabric color number.</p> <p>Specify fabric color number.</p> <p>Specify fabric color number.</p> <p>Specify fabric color number.</p> <p>Specify fabric color number.</p> <p>Specify fabric color number.</p> <p>Specify fabric color number.</p> <p>Specify fabric color number.</p> <p>Specify fabric color number.</p> <p>Specify fabric color number.</p> <p>Add suffix S to the style number and specify leather color number.</p> <p>Add suffix S to the style number and specify Select Surfaces leather price group 1.</p> <p>▶ See <i>Surface Materials Reference Manual</i>. Add suffix S to the style number and specify Elmosoft leather color number.</p> <p>Add suffix S to the style number and specify Select Surfaces leather price group 2.</p> <p>▶ See <i>Surface Materials Reference Manual</i>. Specify vinyl color number.</p> <p>▶ See <i>Surface Materials Reference Manual</i> to specify.</p> <p>Add suffix S to the style number and specify leather color number.</p> <p>▶ See <i>Surface Materials Reference Manual</i> to specify.</p>

Contrasting upholstery on seat and back

<ul style="list-style-type: none"> Contrasting fabrics 	<p>+\$ 46</p>	<p>Add suffix K to the style number and specify fabric color numbers.</p>
---	---------------	--

Contrasting upholstery on seat

<ul style="list-style-type: none"> Fabric price group 1 Fabric price group 2 Fabric price group 3 Fabric price group 4 Fabric price group 5 Fabric price group 6 Fabric price group 7 Fabric price group 8 Fabric price group 9 Fabric price group 10 Steelcase leather upholstery Select Surfaces leather price group 1 Elmosoft leather upholstery Select Surfaces leather price group 2 Vinyl Customer's Own Material (COM) Customer's Own Leather (COL) 	<p>No cost</p> <p>+\$ 20</p> <p>+\$ 33</p> <p>+\$ 48</p> <p>+\$ 62</p> <p>+\$ 77</p> <p>+\$ 87</p> <p>+\$111</p> <p>+\$137</p> <p>+\$154</p> <p>+\$133</p> <p>+\$133</p> <p>+\$154</p> <p>+\$154</p> <p>+\$ 20</p> <p>No cost</p> <p>No cost</p>	<p>Specify fabric color number.</p> <p>Specify fabric color number.</p> <p>Specify fabric color number.</p> <p>Specify fabric color number.</p> <p>Specify fabric color number.</p> <p>Specify fabric color number.</p> <p>Specify fabric color number.</p> <p>Specify fabric color number.</p> <p>Specify fabric color number.</p> <p>Specify fabric color number.</p> <p>Add suffix S to the style number and specify leather color number.</p> <p>Add suffix S to the style number and specify leather color number.</p> <p>Add suffix S to the style number and specify leather color number.</p> <p>Add suffix S to the style number and specify leather color number.</p> <p>Specify vinyl color number.</p> <p>▶ See <i>Surface Materials Reference Manual</i> to specify.</p> <p>Add suffix S to the style number and specify leather color number.</p>
--	--	--

▶ Options, continued on next page

 = Transitional product

▶ Detailed dimensions, page 66



For Canadian Pricing

Multiply U.S. Price by the Canadian price factor.

▶ See page 1 for details.

► Options, continued from previous page

Options	U.S. Price	Required to Specify
Surface Materials, continued		
Contrasting upholstery on back		
• Fabric price group 1	No cost	Specify fabric color number.
• Fabric price group 2	+\$ 22	Specify fabric color number.
• Fabric price group 3	+\$ 35	Specify fabric color number.
• Fabric price group 4	+\$ 49	Specify fabric color number.
• Fabric price group 5	+\$ 62	Specify fabric color number.
• Fabric price group 6	+\$ 78	Specify fabric color number.
• Fabric price group 7	+\$ 92	Specify fabric color number.
• Fabric price group 8	+\$112	Specify fabric color number.
• Fabric price group 9	+\$137	Specify fabric color number.
• Fabric price group 10	+\$155	Specify fabric color number.
• Steelcase leather upholstery	+\$134	Specify fabric color number. Add suffix S to the style number and specify leather color number.
• Select Surfaces leather price group 1	+\$134	Specify fabric color number. Add suffix S to the style number and specify leather color number.
• Elmosoft leather upholstery	+\$154	Specify fabric color number. Add suffix S to the style number and specify leather color number.
• Select Surfaces leather price group 2	+\$154	Specify fabric color number. Add suffix S to the style number and specify leather color number.
• Vinyl	+\$ 22	Specify fabric color number. Specify vinyl color number.
• Customer's Own Material (COM)	No cost	► See <i>Surface Materials Reference Manual</i> to specify.
• Customer's Own Leather (COL)	No cost	Add suffix S to the style number and specify leather color number.
• Soil-retardant treatment	+\$ 36	Specify <i>with soil-retardant treatment</i> .
Glides		
• Soft felt glides: color matched to frame	+\$ 16	Specify <i>with soft glides</i> .

Specification Information

Without Upholstery



• Style Number
• U.S. Base Price

With Upholstered Seat



• Style Number
• U.S. Base Price

With Upholstered Seat and Back



• Style Number
• U.S. Base Price

Without Arms

4878100 \$665

4878200 \$883

4878201 \$987

Without Upholstery



• Style Number
• U.S. Base Price

With Upholstered Seat



• Style Number
• U.S. Base Price

With Upholstered Seat and Back



• Style Number
• U.S. Base Price

With Flip-Up Arms

4878110 \$842

4878210 \$1060

4878211 \$1164

= Transitional product

► Options, continued from previous page

	Options	U.S. Price	Required to Specify
Surface Materials, continued	Contrasting upholstery on back		
	• Fabric price group 1	No cost	Specify fabric color number.
	• Fabric price group 2	+\$ 22	Specify fabric color number.
	• Fabric price group 3	+\$ 35	Specify fabric color number.
	• Fabric price group 4	+\$ 49	Specify fabric color number.
	• Fabric price group 5	+\$ 62	Specify fabric color number.
	• Fabric price group 6	+\$ 78	Specify fabric color number.
	• Fabric price group 7	+\$ 92	Specify fabric color number.
	• Fabric price group 8	+\$112	Specify fabric color number.
	• Fabric price group 9	+\$137	Specify fabric color number.
	• Fabric price group 10	+\$155	Specify fabric color number.
	• Steelcase leather upholstery	+\$134	Specify fabric color number. Add suffix S to the style number and specify leather color number.
	• Select Surfaces leather price group 1	+\$134	Add suffix S to the style number and specify leather color number.
	• Elmosoft leather upholstery	+\$154	Add suffix S to the style number and specify leather color number.
	• Select Surfaces leather price group 2	+\$154	Add suffix S to the style number and specify leather color number.
	• Vinyl	+\$ 22	Specify vinyl color number.
	• Customer's Own Material (COM)	No cost	► See <i>Surface Materials Reference Manual</i> to specify.
	• Customer's Own Leather (COL)	No cost	Add suffix S to the style number and specify leather color number.
	• Soil-retardant treatment	+\$ 36	Specify <i>with soil-retardant treatment</i> .
Casters	• Soft, dark grey treaded, dual-wheel roll-control casters for use on hard floors: black plastic	+\$ 36	Specify <i>with soft roll-control casters</i> .

Specification Information

Without Upholstery



Style Number	U.S. Base Price
4877110	\$1574

With Upholstered Seat



Style Number	U.S. Base Price
4877210	\$1792

With Upholstered Seat and Back



Style Number	U.S. Base Price
4877211	\$1896

Cachet 487 Series




For Canadian Pricing
Multiply U.S. Price by the Canadian price factor.
► See page 1 for details.

= Transitional product

Cushion Upholstery Packages

Cushion Upholstery Package for Back and Seat

For Use on Leg-Base, Swivel, and Stool Models



Standard Includes	Required to Specify
-------------------	---------------------

- | | |
|--|--|
| Standard Includes | Required to Specify |
| <ul style="list-style-type: none"> • Package of one seat and one back cushion • Cushion upholstery for seat and back: fabric price group 1 • Outer back: plastic to match chair | <ol style="list-style-type: none"> 1 Style number 2 Fabric color number 3 Specify plastic color of back to match chair 4 Options, if selected (see below) <p>▶ See <i>Surface Materials</i>, page 606.</p> |

Options	U.S. Price	Required to Specify
---------	------------	---------------------

Options	U.S. Price	Required to Specify
Surface Materials		
Upholstery on seat and back		
• Fabric price group 1	No cost	Specify fabric color number.
• Fabric price group 2	+\$ 37	Specify fabric color number.
• Fabric price group 3	+\$ 72	Specify fabric color number.
• Fabric price group 4	+\$100	Specify fabric color number.
• Fabric price group 5	+\$125	Specify fabric color number.
• Fabric price group 6	+\$154	Specify fabric color number.
• Fabric price group 7	+\$179	Specify fabric color number.
• Fabric price group 8	+\$223	Specify fabric color number.
• Fabric price group 9	+\$276	Specify fabric color number.
• Fabric price group 10	+\$312	Specify fabric color number.
• Steelcase leather upholstery	+\$265	Add suffix S to the style number and specify leather color number.
• Select Surfaces leather price group 1	+\$265	Add suffix S to the style number and specify Select Surfaces leather price group 1.
		▶ See <i>Surface Materials Reference Manual</i> .
• Elmosoft leather upholstery	+\$308	Add suffix S to the style number and specify Elmosoft leather color number.
• Select Surfaces leather price group 2	+\$308	Add suffix S to the style number and specify Select Surfaces leather price group 2.
		▶ See <i>Surface Materials Reference Manual</i> .
• Vinyl	+\$ 37	Specify vinyl color number.
• Customer's Own Material (COM)	No cost	▶ See <i>Surface Materials Reference Manual</i> to specify.
• Customer's Own Leather (COL)	No cost	Add suffix S to the style number and specify leather color number.
		▶ See <i>Surface Materials Reference Manual</i> .
Contrasting upholstery on seat and back		
• Contrasting fabrics	+\$ 46	Add suffix K to the style number and specify fabric color numbers.

▶ Options, continued on next page



For Canadian Pricing

Multiply U.S. Price by the Canadian price factor.

▶ See page 1 for details.

► Options, continued from previous page

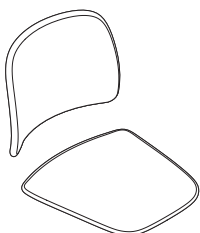
Options	U.S. Price	Required to Specify
Surface Materials, continued		
Contrasting upholstery on seat		
• Fabric price group 1	No cost	Specify fabric color number.
• Fabric price group 2	+\$ 20	Specify fabric color number.
• Fabric price group 3	+\$ 33	Specify fabric color number.
• Fabric price group 4	+\$ 48	Specify fabric color number.
• Fabric price group 5	+\$ 62	Specify fabric color number.
• Fabric price group 6	+\$ 77	Specify fabric color number.
• Fabric price group 7	+\$ 87	Specify fabric color number.
• Fabric price group 8	+\$111	Specify fabric color number.
• Fabric price group 9	+\$137	Specify fabric color number.
• Fabric price group 10	+\$154	Specify fabric color number.
• Steelcase leather upholstery	+\$133	Add suffix S to the style number and specify leather color number.
• Select Surfaces leather price group 1	+\$133	Add suffix S to the style number and specify leather color number.
• Elmosoft leather upholstery	+\$154	Add suffix S to the style number and specify leather color number.
• Select Surfaces leather price group 2	+\$154	Add suffix S to the style number and specify leather color number.
• Vinyl	+\$ 20	Specify vinyl color number.
• Customer's Own Material (COM)	No cost	► See <i>Surface Materials Reference Manual</i> to specify.
• Customer's Own Leather (COL)	No cost	Add suffix S to the style number and specify leather color number.
Contrasting upholstery on back		
• Fabric price group 1	No cost	Specify fabric color number.
• Fabric price group 2	+\$ 22	Specify fabric color number.
• Fabric price group 3	+\$ 35	Specify fabric color number.
• Fabric price group 4	+\$ 49	Specify fabric color number.
• Fabric price group 5	+\$ 62	Specify fabric color number.
• Fabric price group 6	+\$ 78	Specify fabric color number.
• Fabric price group 7	+\$ 92	Specify fabric color number.
• Fabric price group 8	+\$112	Specify fabric color number.
• Fabric price group 9	+\$137	Specify fabric color number.
• Fabric price group 10	+\$155	Specify fabric color number.
• Steelcase leather upholstery	+\$134	Add suffix S to the style number and specify leather color number.
• Select Surfaces leather price group 1	+\$134	Add suffix S to the style number and specify leather color number.
• Elmosoft leather upholstery	+\$154	Add suffix S to the style number and specify leather color number.
• Select Surfaces leather price group 2	+\$154	Add suffix S to the style number and specify leather color number.
• Vinyl	+\$ 22	Specify vinyl color number.
• Customer's Own Material (COM)	No cost	► See <i>Surface Materials Reference Manual</i> to specify.
• Customer's Own Leather (COL)	No cost	Add suffix S to the style number and specify leather color number.
• Soil-retardant treatment	+\$ 36	Specify <i>with soil-retardant treatment</i> .

Specification Information

• Style Number	• U.S. Base Price
•	•
•	•
•	•

Package of 1 Back Cushion and 1 Seat Cushion

487STBK \$495



Cachet 487 Series

Cushion Upholstery Packages, continued

Cushion Upholstery Package for Back

For Use on Leg-Base, Swivel, and Stool Models



Standard Includes	Required to Specify
-------------------	---------------------

- | | |
|---|--|
| Standard Includes | Required to Specify |
| <ul style="list-style-type: none"> • One back cushion • Cushion upholstery for back: fabric price group 1 • Outer back: plastic to match chair | <ol style="list-style-type: none"> 1 Style number 2 Fabric color number for cushion 3 Specify plastic color of back to match chair 4 Options, if selected (see below) <p>▶ See <i>Surface Materials</i>, page 606.</p> |

Options	U.S. Price	Required to Specify
---------	------------	---------------------

Options	U.S. Price	Required to Specify
Surface Materials		
• Fabric price group 1	No cost	Specify fabric color number.
• Fabric price group 2	+\$ 22	Specify fabric color number.
• Fabric price group 3	+\$ 35	Specify fabric color number.
• Fabric price group 4	+\$ 49	Specify fabric color number.
• Fabric price group 5	+\$ 62	Specify fabric color number.
• Fabric price group 6	+\$ 78	Specify fabric color number.
• Fabric price group 7	+\$ 92	Specify fabric color number.
• Fabric price group 8	+\$112	Specify fabric color number.
• Fabric price group 9	+\$137	Specify fabric color number.
• Fabric price group 10	+\$155	Specify fabric color number.
• Steelcase leather upholstery	+\$134	Add suffix S to the style number and specify leather color number.
• Select Surfaces leather price group 1	+\$134	Add suffix S to the style number and specify Select Surfaces leather price group 1.
		▶ See <i>Surface Materials Reference Manual</i> .
• Elmosoft leather upholstery	+\$154	Add suffix S to the style number and specify Elmosoft leather color number.
• Select Surfaces leather price group 2	+\$154	Add suffix S to the style number and specify Select Surfaces leather price group 2.
		▶ See <i>Surface Materials Reference Manual</i> .
• Vinyl	+\$ 22	Specify vinyl color number.
• Customer's Own Material (COM)	No cost	▶ See <i>Surface Materials Reference Manual</i> to specify.
• Customer's Own Leather (COL)	No cost	Add suffix S to the style number and specify leather color number.
		▶ See <i>Surface Materials Reference Manual</i> .
• Soil-retardant treatment	+\$ 36	Specify with soil-retardant treatment.

Specification Information

Style Number	U.S. Base Price
487BK	\$276



For Canadian Pricing

Multiply U.S. Price by the Canadian price factor.

▶ See page 1 for details.

Cushion Upholstery Package for Seat

For Use on Leg-Base, Swivel, and Stool Models



Standard Includes	Required to Specify
-------------------	---------------------

- One seat cushion
- Cushion upholstery for seat: fabric price group 1

- 1 Style number
 - 2 Fabric color number for cushion
 - 3 Options, if selected (see below)
- ▶ See *Surface Materials*, page 606.

Surface Materials	Options	U.S. Price	Required to Specify
-------------------	---------	------------	---------------------

Surface Materials	• Fabric price group 1	No cost	Specify fabric color number.
	• Fabric price group 2	+\$ 20	Specify fabric color number.
	• Fabric price group 3	+\$ 33	Specify fabric color number.
	• Fabric price group 4	+\$ 48	Specify fabric color number.
	• Fabric price group 5	+\$ 62	Specify fabric color number.
	• Fabric price group 6	+\$ 77	Specify fabric color number.
	• Fabric price group 7	+\$ 87	Specify fabric color number.
	• Fabric price group 8	+\$111	Specify fabric color number.
	• Fabric price group 9	+\$137	Specify fabric color number.
	• Fabric price group 10	+\$154	Specify fabric color number.
	• Steelcase leather upholstery	+\$133	Add suffix S to the style number and specify leather color number.
	• Select Surfaces leather price group 1	+\$133	Add suffix S to the style number and specify Select Surfaces leather price group 1. ▶ See <i>Surface Materials Reference Manual</i> .
• Elmosoft leather upholstery	+\$154	Add suffix S to the style number and specify Elmosoft leather color number.	
• Select Surfaces leather price group 2	+\$154	Add suffix S to the style number and specify Select Surfaces leather price group 2. ▶ See <i>Surface Materials Reference Manual</i> .	
• Vinyl	+\$ 20	Specify vinyl color number.	
• Customer's Own Material (COM)	No cost	▶ See <i>Surface Materials Reference Manual</i> to specify.	
• Customer's Own Leather (COL)	No cost	Add suffix S to the style number and specify leather color number.	
• Soil-retardant treatment	+\$ 36	▶ See <i>Surface Materials Reference Manual</i> . Specify with soil-retardant treatment.	

Specification Information	
Style Number	U.S. Base Price

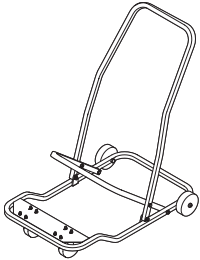
487ST	\$276
-------	-------

Cachet 487 Series

 **For Canadian Pricing**
 Multiply U.S. Price by the Canadian price factor.
 ▶ See page 1 for details.

Cachet 487 Series Accessories T

Transport and Storage Dolly T

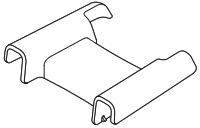


Tip: Transport and storage dolly is for leg-base chairs only.

Standard Includes	Required to Specify
<ul style="list-style-type: none"> ▶ Need help? Product details, page 65 • Transport and storage dolly: black paint only 	<ul style="list-style-type: none"> Style number

Specification Information	
• Style Number	• U.S. Price
487D T	\$885

Ganging and Alignment Devices T



Tip: Ganging and alignment devices are for leg-base chairs only.

Standard Includes	Required to Specify
<ul style="list-style-type: none"> ▶ Need help? Product details, page 65 • Carton of 5 devices: color matched to frame 	<ul style="list-style-type: none"> 1 Style number 2 Plastic color number to match chair ▶ See <i>Surface Materials</i>, page 606.

Specification Information	
• Style Number	• U.S. Price
487G T	\$88



For Canadian Pricing
 Multiply U.S. Price by the Canadian price factor.
 ▶ See page 1 for details.

T = Transitional product

Understanding and Specifying Brody 488 Series Lounge Seating



Statement of Line	80
--------------------------	-----------



Product Details

Brody WorkLounge 488 Series	82
Brody WorkLounge Dimensions	88
Brody WorkLounge Application Tips	90
Brody Desk 488 Series	92
Brody Desk Dimensions	95
Brody Desk Application Tips	96

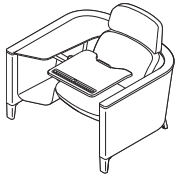


Specifying

Brody WorkLounge	98
Brody Privacy WorkLounge	100
Brody Privacy WorkLounge with Extension	102
Brody Privacy Desk	104
Brody Privacy Desk with Extension	106
Brody Footrest	108

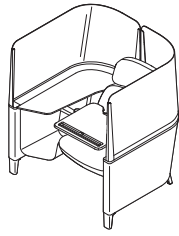
Statement of Line

Brody 488 Series



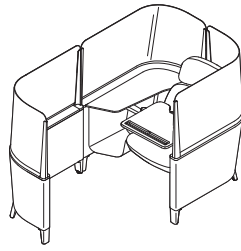
Brody WorkLounge

- Understanding
- ▶ Page 82
- Specifying
- ▶ Page 98



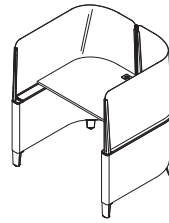
Brody Privacy WorkLounge

- Understanding
- ▶ Page 82
- Specifying
- ▶ Page 100



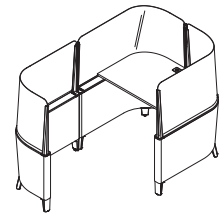
Brody Privacy WorkLounge with Extension

- Understanding
- ▶ Page 82
- Specifying
- ▶ Page 102



Brody Privacy Desk

- Understanding
- ▶ Page 92
- Specifying
- ▶ Page 104



Brody Privacy Desk with Extension

- Understanding
- ▶ Page 92
- Specifying
- ▶ Page 106

Brody WorkLounge 488 Series

The Brody WorkLounge

is a private workspace designed to be good for the body and good for the brain—providing places to get away without going away. A drop-in destination for focus in a relaxed posture. Brody includes integrating power, ergonomic comfort in the highly-desired lounge posture, personal storage, lighting, privacy screens offering shelter from distractions and safe shielding, and a personal worksurface that keeps technology at eye level, reducing neck and shoulder strain.

Screen alignment clip

ensures privacy screens remain aligned.

Side surface is a laminate surface and creates space to spread work out.

Storage caddy delivers a convenient place to store belongings off the floor and within arm's reach.

Integrated power is easily accessible, so the user can focus on work and not worry about battery level.

Lower surround is upholstery wrapped and creates a barrier around the workspace.

dash mini LED light integrates seamlessly to deliver adjustable, efficient lighting where it is needed most.

Screens provide shielding from visual distractions and enhance personal privacy and psychological comfort.

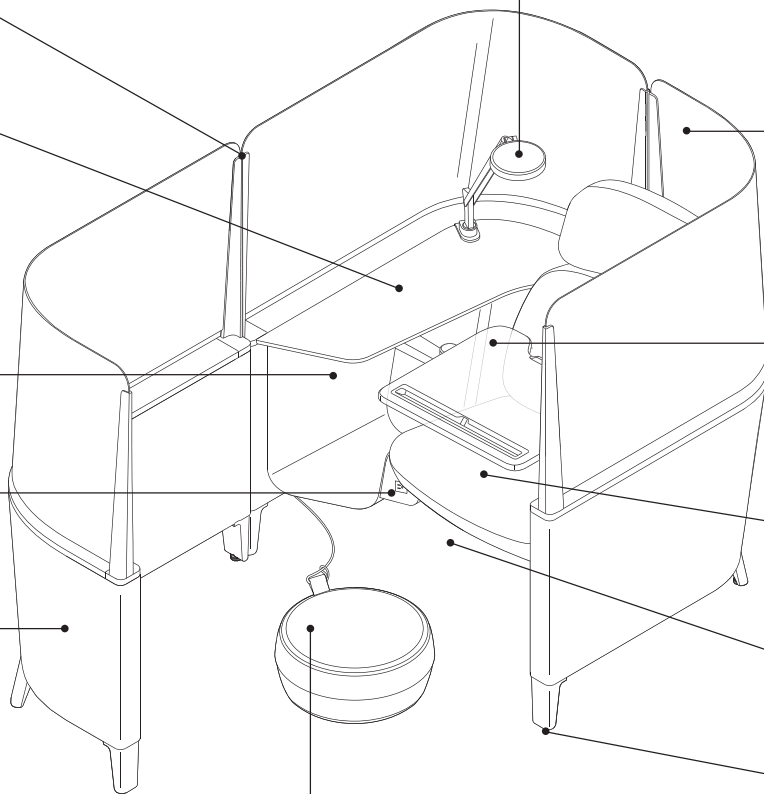
Personal worksurface tilts to ergonomically support a user's wrists for keyboarding while also allowing the screen to rise up to eye level, reducing neck strain.

Seat has adaptive bolstering which creates comfort pockets designed to support every user.

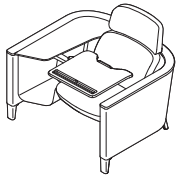
Open cavity beneath seat provides storage space for footrest.

Footrest provides additional support for legs and feet, helping maintain a comfortable, reclined posture. Footrest fits under the seat when not in use.

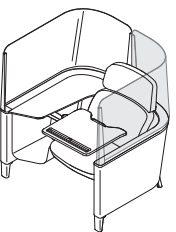
Leveling glides on foot adjust 1 1/2" for uneven floors.




Product Details



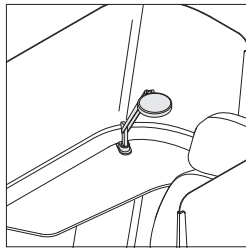
Brody is available with and without screens.



Screens on privacy WorkLounge with extension can only be omitted on the opposite side of where the side surface is located.

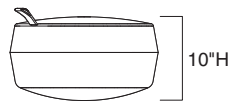


LiveLumbar offers a dialed in spring force in the lumbar region that actively supports the lower back.

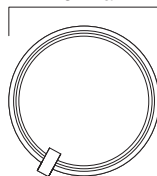


dash mini LED light is available if power has been specified and can be field installed.

dash mini LED light adjusts 19⁷/₈"H from the side surface. The base and head pivot 360°.

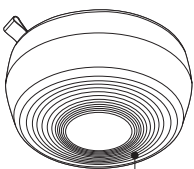


18" Dia.



Footrest has plastic base and an overall height of 10" and a diameter of 18".

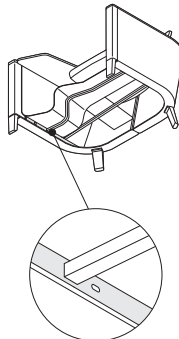
Integrated loop on footrest allows for easy repositioning of the footrest in the workspace. It is 1³/₄"W x 2" long and can be used to tether the footrest to the frame.



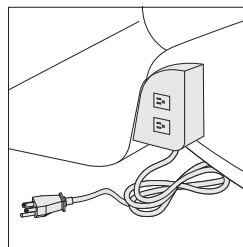
Non-slip surface

Footrest base is domed in the middle, allowing it to move to adapt to user preferences.

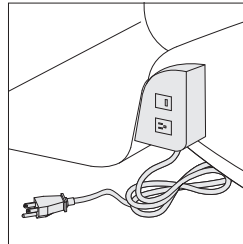
Bottom of footrest has a non-slip surface toward the outside to prevent sliding.



Footrest can be tethered to the frame. There is a small slot on the frame designed for a Kensington lock.

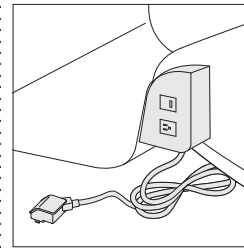


Two NEMA outlets



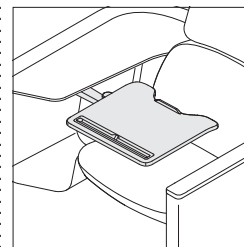
One NEMA, one USB outlet

Power is standard with two three-prong NEMA outlets. It is available with one three-prong NEMA outlet and one USB 2.0 (2.1 amp) outlet as an option. The cord is 10' long and is available with either a standard three-prong NEMA plug for use with standard receptacles or with Steelcase's proprietary Thread low-profile plug for use with one-door and two-door low-profile connectors.

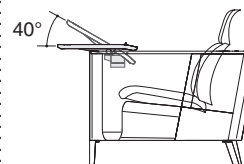


Proprietary low-profile plug can only be used with the Thread system and will not interface with existing receptacles. In order to achieve ADA compliance for connectors in an egress location, we developed our own plug design.

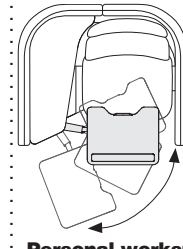
Note: Always consult your local inspector prior to purchasing the Thread system to ensure all local codes and ordinances are satisfied since local regulations may supersede those spelled out in the National Electric Code.



Personal worksurface has a cut out to hold technology like smart phones and tablets. The worksurface measures 16⁵/₈"D x 18¹/₄"W and is 26⁷/₈"H from the floor.



Personal worksurface tilts up to 40° allowing users to bring work to eye level.



Personal worksurface swivels 125° in and out to allow easy entry and exit.

Surface Materials

► See surface materials on page 606 for specific availability or refer to the *Surface Materials Reference Manual* for further information.

Seat upholstery

- Fabric
- Vinyl
- Leather
- Elmosoft Leather
- Select Surfaces leather
- COL
- COM

Screen

- Arcylic – 6559 Satin Ice
- Buzz2 fabric
- COM

Tip: COM selections are strictly limited. Please reference the COM page at www.steelcase.com to make your selections.

Lower surround upholstery

- Fabric
- Vinyl
- COM

Tip: The standard application direction of fabric on the lower surround is warp horizontal. Standard Steelcase fabrics were designed for this application direction.

Upper footrest

- Fabric
- Vinyl
- Leather
- Elmosoft Leather
- Select Surfaces leather
- Plastic
- COL
- COM

Tip: Consider fabrics appropriate for high-wear environments for the upper footrest.

Lower footrest

- 6053 Seagull
- 6059 Sterling Dark Solid

Trim

- Fabric
- Plastic
- COM

Brody WorkLounge 488 Series, continued

Light

- 4231 Arctic White
- 4710 Low Gloss Black
- 4799 Platinum
- Accent paint (option)

Side surface

- 2410 Graphite Walnut
- 2511 Winter on Maple
- 2535 Virginia Walnut
- 2536 Blackwood
- 2883 Seagull
- 2HAT Acacia

Storage caddy, lower surround trim, seat shell, personal worksurface, personal worksurface arm, screen brackets, power, frame, foot, and back of caddy finishes can be found on the color scheme matrix.

▶ See page 86.

Programs & Services

▶ See the *Surface Materials Reference Manual* for further detail about programs and services offered for seating.

The Customer's Own Material (COM)

Program offers the opportunity for customers to select fabrics that are not offered through the standard Steelcase surface materials program for use on Steelcase products. Through the COM program, Steelcase will test your materials for application on Steelcase products. Once approved, you can place your order. Steelcase will facilitate the entire ordering process and give you a production schedule. Steelcase will order the COM fabric directly from the textile manufacturer. For up-to-date information regarding fabric test results for all COM fabrics and details regarding yardage requirements for most Seating lines, visit the COM Web site. To locate the COM Web site:

- Visit www.steelcase.com

Soil retardants are treatments that provide long-term soil and stain resistance to a fabric without affecting the shade or the integrity of the fabric. The following Steelcase Textiles are available pre-treated with soil retardant. (You do not need to select the soil-retardant option for these fabrics and incur the upcharge.)

- Jacks
- Link

For information on soil retardant fabrics on Select Surfaces, please refer to the *Surface Materials Reference Manual*.

Soil-retardant treatment is available on all other seating fabrics at an additional upcharge per seating unit. To order this option, please select "Soil-Retardant Treatment" under "Optional Accessories."

For soil-retardant treatment on COMs, please select "Soil-Retardant Treatment" under "Optional Accessories." Minimums or additional yardage may be required. Please contact the vendor directly for specific information.

Extended lead times may be necessary for this service.

Contact your Steelcase Solutions Fulfillment Team Representative at 1.888.STEELCASE (1.888.783.3522) or send an email to lineone@steelcase.com.

Dimensions

▶ Page 88

Resources

Printed Materials

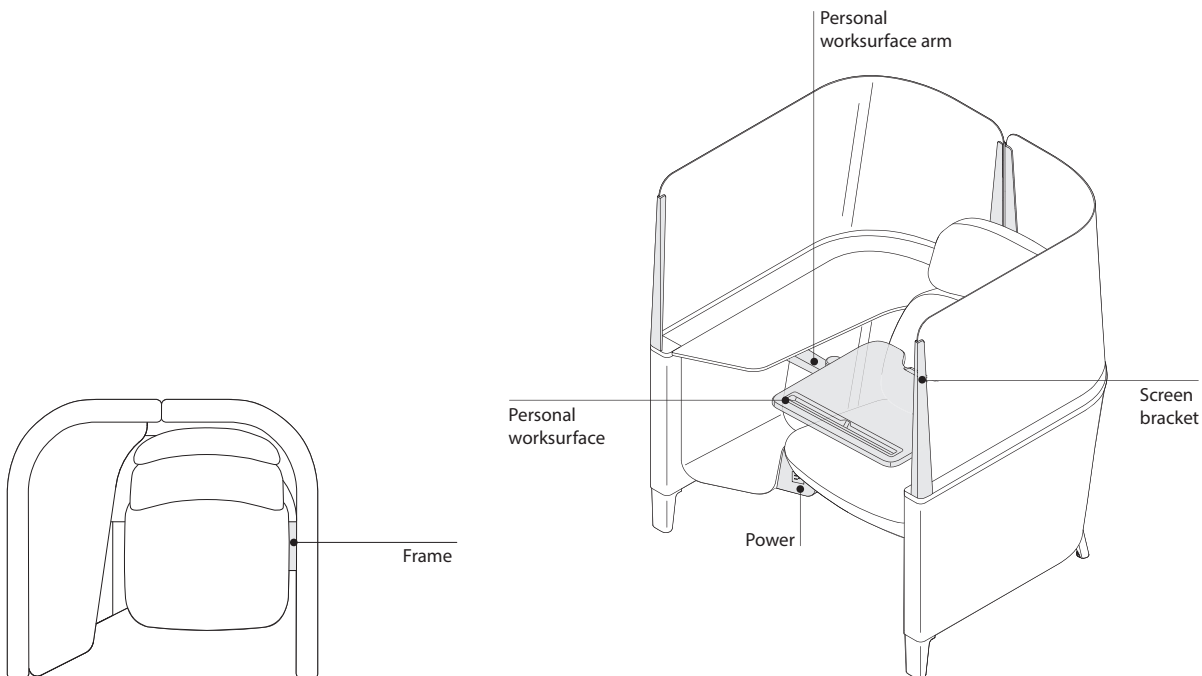
▶ Brody WorkLounge Brochure (15-0000167)

Brody WorkLounge 488 Series, continued

Color Scheme Matrix

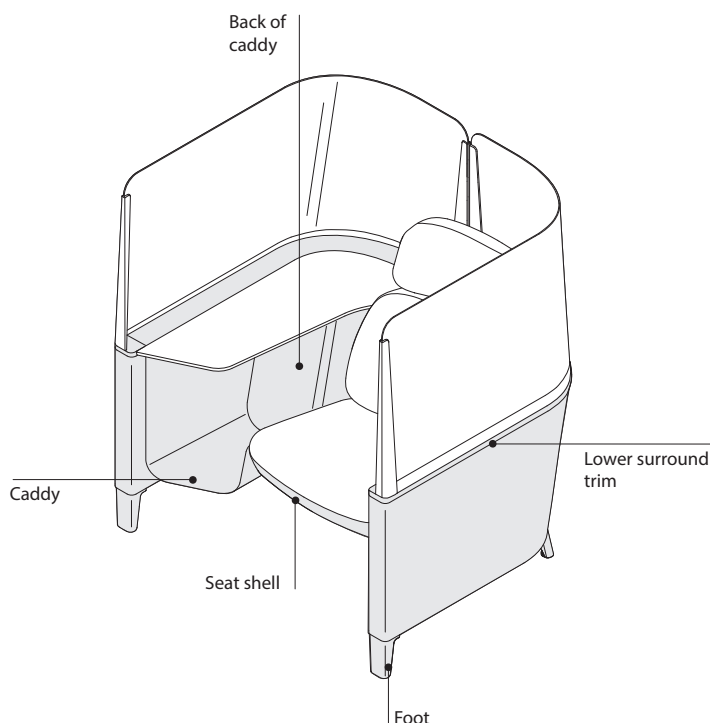
Color Scheme	Foot	Screen Brackets	Frame	Lower Surround Trim	Seat Shell
Light	Seagull 7243	Seagull 7243	Merle 7360	Seagull 6053	Platinum Solid 6249
Medium	Platinum Metallic 4799	Platinum Metallic 4799	Merle 7360	Platinum Solid 6249	Sterling Dark Solid 6059
Dark	Sterling Dark 7250	Sterling Dark 7250	Merle 7360	Sterling Dark Solid 6059	Sterling Dark Solid 6059
Blue Steel	Blue Steel 4B27	Blue Steel 4B27	Merle 7360	Sterling Dark Solid 6059	Sterling Dark Solid 6059
Bright Gold	Bright Gold 4B30	Bright Gold 4B30	Merle 7360	Sterling Dark Solid 6059	Sterling Dark Solid 6059
Burnished Bronze	Burnished Bronze 4B23	Burnished Bronze 4B23	Merle 7360	Sterling Dark Solid 6059	Sterling Dark Solid 6059
Cast Iron	Cast Iron 4B29	Cast Iron 4B29	Merle 7360	Sterling Dark Solid 6059	Sterling Dark Solid 6059
Matte Brass	Matte Brass 4B22	Matte Brass 4B22	Merle 7360	Sterling Dark Solid 6059	Sterling Dark Solid 6059
Matte Copper	Matte Copper 4B25	Matte Copper 4B25	Merle 7360	Sterling Dark Solid 6059	Sterling Dark Solid 6059
Night Bronze	Night Bronze 4B24	Night Bronze 4B24	Merle 7360	Sterling Dark Solid 6059	Sterling Dark Solid 6059
Obsidian	Obsidian 4B20	Obsidian 4B20	Merle 7360	Sterling Dark Solid 6059	Sterling Dark Solid 6059
Silver Lilac	Silver Lilac 4B28	Silver Lilac 4B28	Merle 7360	Sterling Dark Solid 6059	Sterling Dark Solid 6059
Smoked Mica	Smoked Mica 4B26	Smoked Mica 4B26	Merle 7360	Sterling Dark Solid 6059	Sterling Dark Solid 6059

Tip: If an upholstered screen is specified, then the screen clips will always be aluminum



Color Scheme Matrix

Color Scheme	Personal Worksurface	Personal Worksurface Arm	Caddy	Back of Caddy	Power
Light	Seagull 6053	Platinum Metallic 4799	Seagull 6053	Merle 6527	Merle 6527
Medium	Platinum Solid 6249	Platinum Metallic 4799	Merle 6527	Merle 6527	Merle 6527
Dark	Sterling Dark Solid 6059	Sterling Dark 7250	Sterling Dark Solid 6059	Merle 6527	Merle 6527
Blue Steel	Sterling Dark Solid 6059	Blue Steel 4B27	Sterling Dark Solid 6059	Merle 6527	Merle 6527
Bright Gold	Sterling Dark Solid 6059	Bright Gold 4B30	Sterling Dark Solid 6059	Merle 6527	Merle 6527
Burnished Bronze	Sterling Dark Solid 6059	Burnished Bronze 4B23	Sterling Dark Solid 6059	Merle 6527	Merle 6527
Cast Iron	Sterling Dark Solid 6059	Cast Iron 4B29	Sterling Dark Solid 6059	Merle 6527	Merle 6527
Matte Brass	Sterling Dark Solid 6059	Matte Brass 4B22	Sterling Dark Solid 6059	Merle 6527	Merle 6527
Matte Copper	Sterling Dark Solid 6059	Matte Copper 4B25	Sterling Dark Solid 6059	Merle 6527	Merle 6527
Night Bronze	Sterling Dark Solid 6059	Night Bronze 4B24	Sterling Dark Solid 6059	Merle 6527	Merle 6527
Obsidian	Sterling Dark Solid 6059	Obsidian 4B20	Sterling Dark Solid 6059	Merle 6527	Merle 6527
Silver Lilac	Sterling Dark Solid 6059	Silver Lilac 4B28	Sterling Dark Solid 6059	Merle 6527	Merle 6527
Smoked Mica	Sterling Dark Solid 6059	Smoked Mica 4B26	Sterling Dark Solid 6059	Merle 6527	Merle 6527



Dimensions

Brody WorkLounge 488 Series

Features	Overall Depth	Width	Height	Seat Depth	Functional Seat Depth	Seat Width	Seat Height from Floor	Back Width	Lumbar Height from Floor	Lower Surround Height from Floor
----------	---------------	-------	--------	------------	-----------------------	------------	------------------------	------------	--------------------------	----------------------------------

Brody WorkLounge 488 Series

WorkLounge

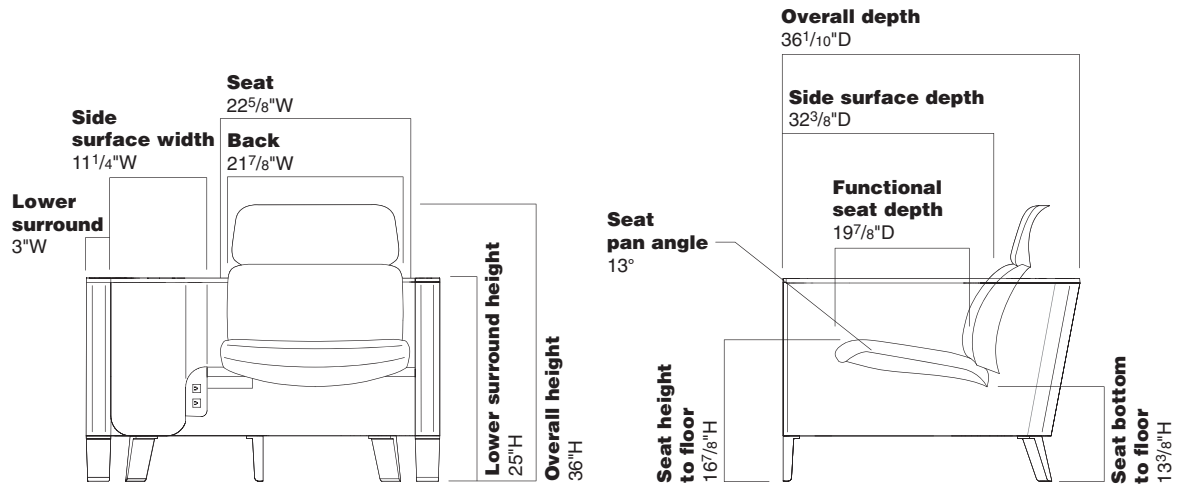
36 ¹ / ₁₀ "	42 ¹³ / ₁₆ "	36"	21 ⁵ / ₈ "	19 ⁷ / ₈ "	22 ⁵ / ₈ "	16 ⁷ / ₈ "	21 ⁷ / ₈ "	18 ³ / ₈ "	25"
-----------------------------------	------------------------------------	-----	----------------------------------	----------------------------------	----------------------------------	----------------------------------	----------------------------------	----------------------------------	-----

Privacy WorkLounge

36 ¹ / ₁₀ "	42 ¹³ / ₁₆ "	48 ¹ / ₂ "	21 ⁵ / ₈ "	19 ⁷ / ₈ "	22 ⁵ / ₈ "	16 ⁷ / ₈ "	21 ⁷ / ₈ "	18 ³ / ₈ "	25"
-----------------------------------	------------------------------------	----------------------------------	----------------------------------	----------------------------------	----------------------------------	----------------------------------	----------------------------------	----------------------------------	-----

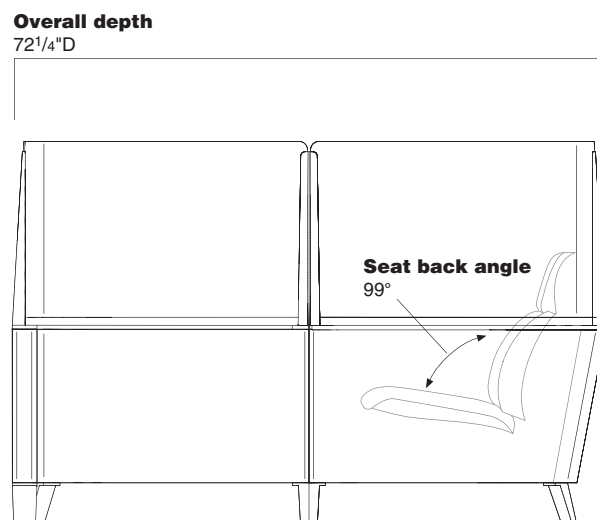
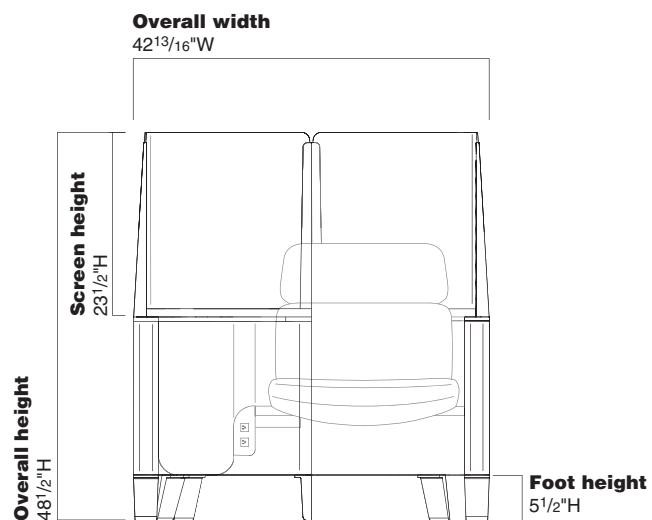
Privacy WorkLounge with Extension

72 ¹ / ₄ "	42 ¹³ / ₁₆ "	48 ¹ / ₂ "	21 ⁵ / ₈ "	19 ⁷ / ₈ "	22 ⁵ / ₈ "	16 ⁷ / ₈ "	21 ⁷ / ₈ "	18 ³ / ₈ "	25"
----------------------------------	------------------------------------	----------------------------------	----------------------------------	----------------------------------	----------------------------------	----------------------------------	----------------------------------	----------------------------------	-----



Lower Surround Trim Width	Screen Height	Side Surface Depth	Side Surface Width	Side Surface Height from Floor	Angle Between Seat and Back	Seat Pan Angle	Caddy	Weight Acrylic Screen	Weight Fabric Screen
3"	N.A.	32 ³ / ₈ "	11 ¹ / ₄ "	25"	99°	13°	14 ¹ / ₄ "D x 10"W x 17 ³ / ₈ "H	119 lbs*	119 lbs*
3"	23 ¹ / ₂ "	32 ³ / ₈ "	11 ¹ / ₄ "	25"	99°	13°	14 ¹ / ₄ "D x 10"W x 17 ³ / ₈ "H	135 lbs	161 lbs
3"	23 ¹ / ₂ "	32 ³ / ₈ "	11 ¹ / ₄ "	25"	99°	13°	14 ¹ / ₄ "D x 10"W x 17 ³ / ₈ "H	169 lbs	208 lbs

*WorkLounge does not come with screens.
The WorkLounge base weight is displayed.

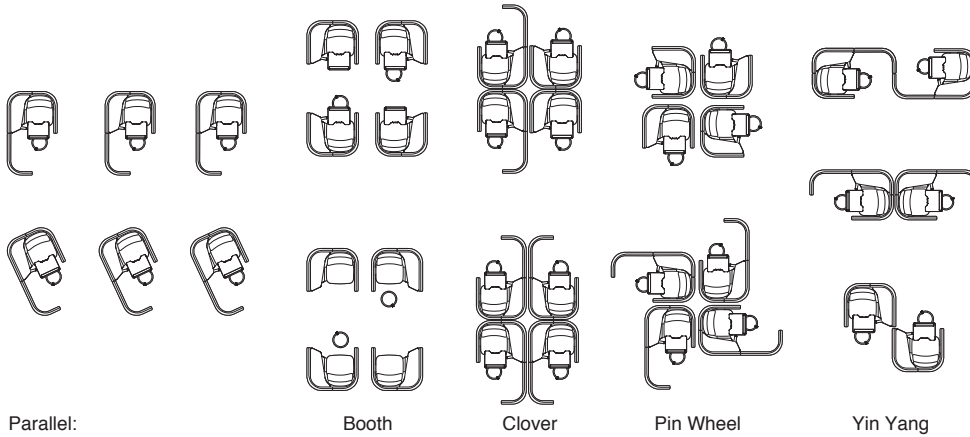


Brody WorkLounge Application Tips

Application Topics

Consider Brody for the following applications across the floorplan:

- Private individual focus area
- At thresholds to the neighborhood
- Along transition paths and in-between spaces
- As supplements to the primary workstation
- Working lounge areas



Parallel:
Side-by-Side/Angled

Booth

Clover

Pin Wheel

Yin Yang

Tip: Individual Brody units do not connect with brackets.

Brody Desk 488 Series

Brody is a destination for focus. Every detail has been designed with focus in mind, creating a place where people can escape while still having access to the tools, information, and people they need to be most productive.

Worksurface is available in laminate or veneer and creates space to spread work out.

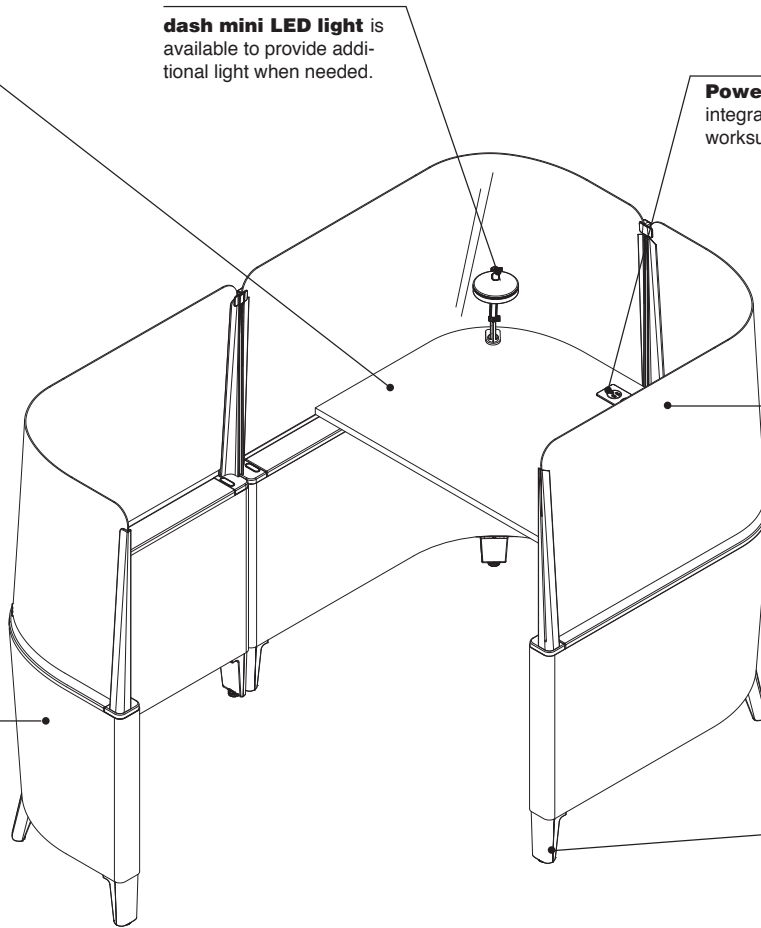
dash mini LED light is available to provide additional light when needed.

Power is conveniently integrated into the worksurface.

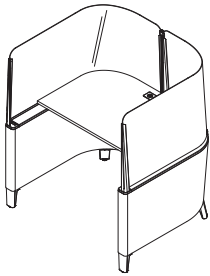
Screens offer additional privacy and shield from distractions.

Lower surround is upholstery wrapped and creates a barrier around the workspace.

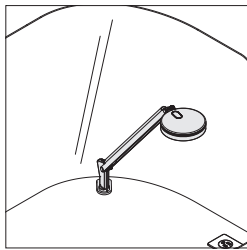
Leveling glides on foot adjust 1 1/2" for uneven floors.



Product Details

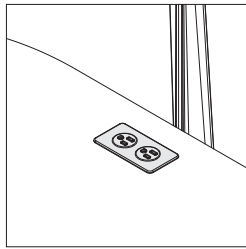


Brody desk always comes standard with screens.

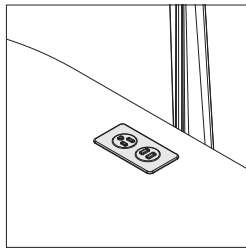


dash mini LED light is available if power has been specified and can be field installed.

dash mini LED light adjusts 19⁷/₈"H from the worksurface. The base and head pivot 360°.

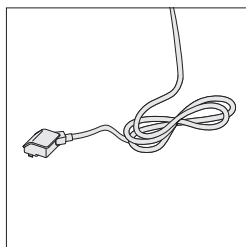


Two NEMA outlets



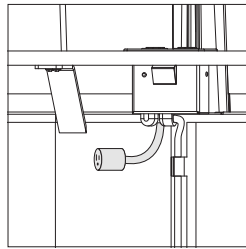
One NEMA, one USB outlet

Power is standard with two three-prong NEMA outlets. It is available with one three-prong NEMA outlet and one USB 2.0 (2.1 amp) outlet as an option. The cord is 10' long and is available with either a standard three-prong NEMA plug for use with standard receptacles or with Steelcase's proprietary Thread low-profile plug for use with one-door and two-door low-profile connectors.

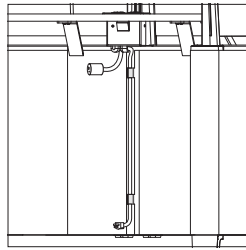


Proprietary low-profile plug can only be used with the Thread system and will not interface with existing receptacles. In order to achieve ADA compliance for connectors in an egress location, we developed our own plug design.

Note: Always consult your local inspector prior to purchasing the Thread system to ensure all local codes and ordinances are satisfied since local regulations may supersede those spelled out in the National Electric Code.



Power includes one convenience outlet standard below the worksurface to power the available dash mini LED light and retain a single power cord out.



Wire management clips come standard with Brody desk to manage the power cord to the floor.

Surface Materials

▶ See surface materials on page 606 for specific availability or refer to the *Surface Materials Reference Manual* for further information.

Screen

- Arcylic – 6559 Satin Ice
- Buzz2 fabric
- COM

Tip: COM selections are strictly limited. Please reference the COM page at www.steelcase.com to make your selections.

Lower surround upholstery

- Fabric
- Vinyl
- COM

Tip: The standard application direction of fabric on the lower surround is warp horizontal. Standard Steelcase fabrics were designed for this application direction.

Trim

- Fabric
- Plastic
- COM

Light

- 4231 Arctic White
- 4710 Low Gloss Black
- 4799 Platinum
- Accent paint (option)

Power

- 4799 Platinum Metallic
- 7243 Seagull
- 7250 Sterling Dark Solid

Worksurface

- Laminate
- Veneer

Lower surround trim, screen brackets, frame, and foot finishes can be found on the color scheme matrix.

▶ See page

▶ See the *Surface Materials Reference Manual* for further detail about programs and services offered for seating.

The Customer's Own Material (COM) Program

offers the opportunity for customers to select fabrics that are not offered through the standard Steelcase surface materials program for use on Steelcase products. Through the COM program,

Steelcase will test your materials for application on Steelcase products. Once approved, you can place your order. Steelcase will facilitate the entire ordering process and give you a production schedule. Steelcase will order the COM fabric directly from the textile manufacturer. For up-to-date information regarding fabric test results for all COM fabrics and details regarding yardage requirements for most Seating lines, visit the COM website. To locate the COM website:

- Visit www.steelcase.com

Dimensions

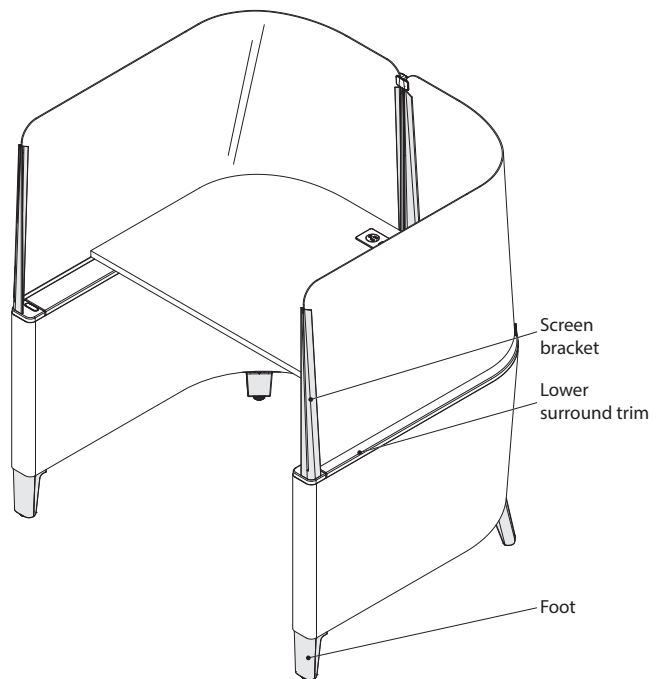
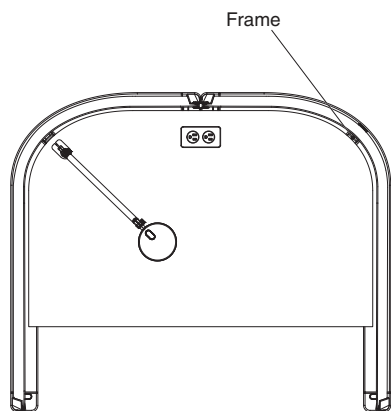
▶ Page 95

Brody Desk 488 Series, continued

Color Scheme Matrix

Color Scheme	Foot	Screen Brackets	Frame	Lower Surround Trim
Light	Seagull 7243	Seagull 7243	Merle 7360	Seagull 6053
Medium	Platinum Metallic 4799	Platinum Metallic 4799	Merle 7360	Platinum Solid 6249
Dark	Sterling Dark 7250	Sterling Dark 7250	Merle 7360	Sterling Dark Solid 6059
Blue Steel	Blue Steel 4B27	Blue Steel 4B27	Merle 7360	Sterling Dark Solid 6059
Bright Gold	Bright Gold 4B30	Bright Gold 4B30	Merle 7360	Sterling Dark Solid 6059
Burnished Bronze	Burnished Bronze 4B23	Burnished Bronze 4B23	Merle 7360	Sterling Dark Solid 6059
Cast Iron	Cast Iron 4B29	Cast Iron 4B29	Merle 7360	Sterling Dark Solid 6059
Matte Brass	Matte Brass 4B22	Matte Brass 4B22	Merle 7360	Sterling Dark Solid 6059
Matte Copper	Matte Copper 4B25	Matte Copper 4B25	Merle 7360	Sterling Dark Solid 6059
Night Bronze	Night Bronze 4B24	Night Bronze 4B24	Merle 7360	Sterling Dark Solid 6059
Obsidian	Obsidian 4B20	Obsidian 4B20	Merle 7360	Sterling Dark Solid 6059
Silver Lilac	Silver Lilac 4B28	Silver Lilac 4B28	Merle 7360	Sterling Dark Solid 6059
Smoked Mica	Smoked Mica 4B26	Smoked Mica 4B26	Merle 7360	Sterling Dark Solid 6059

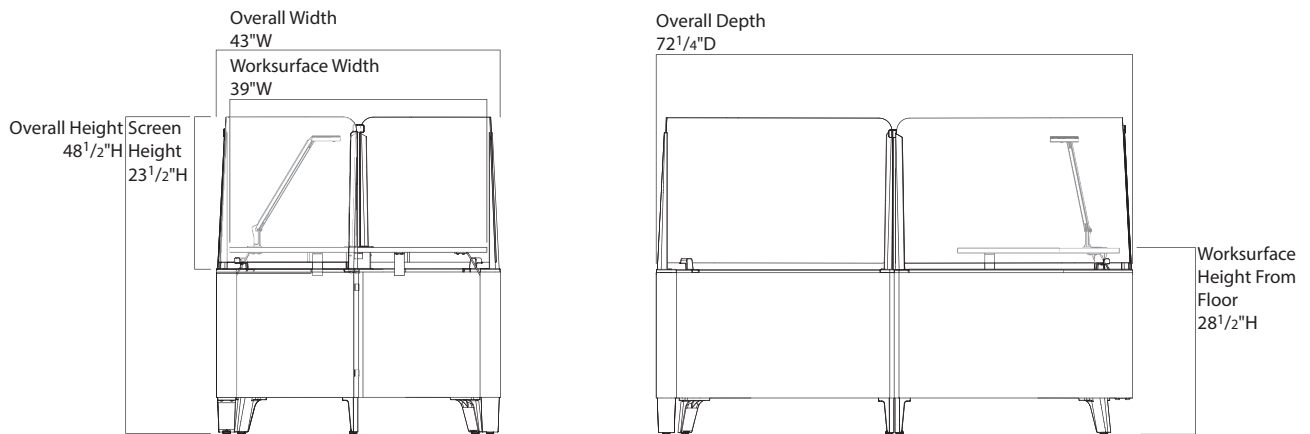
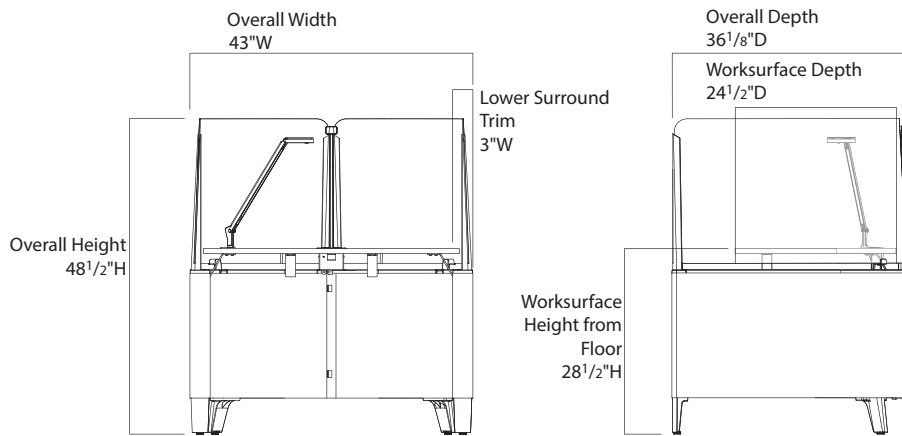
Tip: If an upholstered screen is specified, then the screen clips will always be aluminum.



Dimensions

Brody Desk 488 Series

Features	Overall Depth	Width	Height	Lower Surround Trim Width	Screen Height	Worksurface Depth	Worksurface Width	Worksurface Height from Floor
Brody Desk 488 Series								
Privacy Desk	36 ¹ / ₈ "	43"	48 ¹ / ₂ "	3"	23 ¹ / ₂ "	24 ¹ / ₂ "	39"	28 ¹ / ₂ "
Privacy Desk with Extension	72 ¹ / ₄ "	43"	48 ¹ / ₂ "	3"	23 ¹ / ₂ "	24 ¹ / ₂ "	39"	28 ¹ / ₂ "



Brody 488 Series

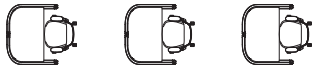
Brody Desk Application Tips

Application Topics

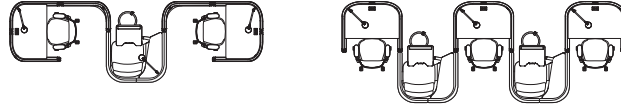
Consider Brody for the following applications across the floorplan:

- Private individual focus area
- At thresholds to the neighborhood
- Along transition paths and in-between spaces
- As supplements to the primary workstation

Parallel: Side-by-Side



Serpentine



Parallel: Angled

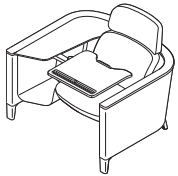


Yin Yang



Tip: Individual Brody units do not connect with brackets.

Brody WorkLounge



Tip: Illustration above shows right-hand worklounge.

Tip: For more information regarding color schemes, see page 86.

Tip: Handedness is determined by the side surface location. If specified as right-hand, the side surface and storage will be on the user's right (as seated).

Tip: The trim is the top edge of the lower surround. If fabric trim is selected, the upholstery will match the upholstery specified on the lower surround.

► Detailed dimensions, page 88



For Canadian Pricing
Multiply U.S. Price by the Canadian price factor.
► See page 1 for details.

Standard Includes		Required to Specify
► Need help? Product details, page 82	<ul style="list-style-type: none"> Lower surround: fabric price group 1 Seat: fabric price group 1 Side surface: laminate Personal worksurface: plastic defaulted by color scheme NEMA three prong power outlet: plastic defaulted by color scheme Caddy: paint defaulted by color scheme 	<ol style="list-style-type: none"> Style number Color scheme (see below under Required Selections) Left- or right-hand configuration (see below under Required Selections) Fabric color number for upholstery on lower surround Fabric color number for upholstery on seat Laminate for side surface Options, if selected (see below) <p>► See <i>Surface Materials</i>, page 606.</p>

Required Selections	U.S. Price	Required to Specify
Color Scheme		
<ul style="list-style-type: none"> Light Medium Dark Blue steel FX10/23 Bright gold FX10/23 Burnished bronze 	<ul style="list-style-type: none"> No cost No cost No cost +\$423 +\$423 +\$423 	<ul style="list-style-type: none"> Specify with <i>light color scheme</i>. Specify with <i>medium color scheme</i>. Specify with <i>dark color scheme</i>. Specify with <i>blue steel color scheme</i>. Specify with <i>bright gold color scheme</i>. Specify with <i>burnished bronze color scheme</i>.
<ul style="list-style-type: none"> Cast iron FX10/23 Matte brass Matte copper FX10/23 Night bronze FX10/23 Obsidian Silver lilac FX10/23 Smoked mica FX10/23 	<ul style="list-style-type: none"> +\$423 +\$423 +\$423 +\$423 +\$423 +\$423 +\$423 	<ul style="list-style-type: none"> Specify with <i>cast iron color scheme</i>. Specify with <i>matte brass color scheme</i>. Specify with <i>matte copper color scheme</i>. Specify with <i>night bronze color scheme</i>. Specify with <i>obsidian color scheme</i>. Specify with <i>silver lilac color scheme</i>. Specify with <i>smoked mica color scheme</i>.
Handedness		
<ul style="list-style-type: none"> Left Right 	<ul style="list-style-type: none"> No cost No cost 	<ul style="list-style-type: none"> Specify with <i>left-hand side surface and storage location</i>. Specify with <i>right-hand side surface and storage location</i>.

Options	U.S. Price	Required to Specify
Surface Materials		
Upholstery on lower surround		
<ul style="list-style-type: none"> Fabric price group 1 Fabric price group 2 Fabric price group 3 Fabric price group 4 Fabric price group 5 Fabric price group 6 Fabric price group 7 Fabric price group 8 Fabric price group 9 Fabric price group 10 Vinyl Customer's Own Material (COM) 	<ul style="list-style-type: none"> No cost +\$ 69 +\$130 +\$182 +\$228 +\$282 +\$324 +\$408 +\$502 +\$571 +\$ 69 No cost 	<ul style="list-style-type: none"> Specify fabric color number. Specify fabric color number. Specify fabric color number. Specify fabric color number. Specify fabric color number. Specify fabric color number. Specify fabric color number. Specify fabric color number. Specify fabric color number. Specify fabric color number. Specify vinyl color number. <p>► See <i>Surface Materials Reference Manual</i>.</p>
Trim		
<ul style="list-style-type: none"> Plastic Fabric to match lower surround 	<ul style="list-style-type: none"> No cost +\$362 	<ul style="list-style-type: none"> Specify with <i>plastic trim</i>. Specify with <i>fabric trim</i>.

► Options, continued on next page

FX10/23 = Last order entry
October 15, 2023

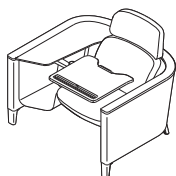
► Options, continued from previous page

	Options	U.S. Price	Required to Specify	
Surface Materials, continued	Upholstery on trim			
	• Fabric price group 1	No cost	Specify fabric color number.	
	• Fabric price group 2	+\$ 25	Specify fabric color number.	
	• Fabric price group 3	+\$ 47	Specify fabric color number.	
	• Fabric price group 4	+\$ 65	Specify fabric color number.	
	• Fabric price group 5	+\$ 82	Specify fabric color number.	
	• Fabric price group 6	+\$104	Specify fabric color number.	
	• Fabric price group 7	+\$118	Specify fabric color number.	
	• Fabric price group 8	+\$146	Specify fabric color number.	
	• Fabric price group 9	+\$183	Specify fabric color number.	
	• Fabric price group 10	+\$207	Specify fabric color number.	
	• Vinyl	+\$ 25	Specify vinyl color number.	
	• Customer's Own Material (COM)	No cost	Specify fabric color number.	
		Upholstery on seat		
		• Fabric price group 1	No cost	Specify fabric color number.
		• Fabric price group 2	+\$ 37	Specify fabric color number.
		• Fabric price group 3	+\$ 72	Specify fabric color number.
		• Fabric price group 4	+\$100	Specify fabric color number.
		• Fabric price group 5	+\$125	Specify fabric color number.
		• Fabric price group 6	+\$154	Specify fabric color number.
	• Fabric price group 7	+\$179	Specify fabric color number.	
	• Fabric price group 8	+\$223	Specify fabric color number.	
	• Fabric price group 9	+\$276	Specify fabric color number.	
	• Fabric price group 10	+\$312	Specify fabric color number.	
	• Steelcase leather upholstery	+\$413	Specify leather color number.	
	• Select Surfaces leather price group 1	+\$413	► See <i>Surface Materials Reference Manual</i> .	
	• Elmosoft leather upholstery	+\$492	Specify Elmosoft leather color number.	
	• Select Surfaces leather price group 2	+\$492	► See <i>Surface Materials Reference Manual</i> .	
	• Steelcase vinyl	+\$ 37	Specify vinyl color number.	
	• Customer's Own Material (COM)	No cost	► See <i>Surface Materials Reference Manual</i> .	
	• Customer's Own Leather (COL)	+\$112	Specify leather color number.	
	• Soil-retardant treatment applied to upholstery fabric	+\$ 36	Specify <i>with soil-retardant treatment</i> .	
	Personal Worksurface			
	• Omit personal worksurface	-\$649	Specify <i>with no worksurface</i> .	
	Power			
	• Omit power	-\$397	Specify <i>with no power</i> .	
	• Thread low profile plug	+\$ 40	Specify <i>with Thread low profile plug</i> .	
	• One USB 2.0 outlet and one NEMA three-prong outlet	+\$134	Specify <i>with USB and standard NEMA three-prong outlet</i> .	
	dash mini LED light			
	• Paint price group 1	+\$607	Specify <i>with light</i> and indicate paint color number.	
	• Paint price group 3	+\$651	Specify <i>with light</i> and indicate paint color number.	
			► See <i>Surface Materials Reference Manual</i> for accent paint options.	
	Related Products			
	• Footrest		► Page 108	

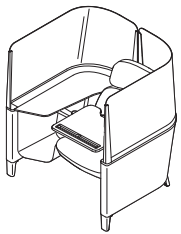
Tip: The light option is only available if power has been specified.

Specification Information

Style Number	U.S. Base Price
488WO	\$4287



Brody Privacy WorkLounge



Tip: Illustration above shows right-hand privacy lounge.

Tip: For more information regarding color schemes, see page 86.

Tip: Handedness is determined by the side surface location. If specified as right-hand the side surface and storage will be on the user's right (as seated).

Tip: The trim is the top edge of the lower surround. If fabric trim is selected, the upholstery will match the upholstery specified on the lower surround.

► Detailed dimensions, page 88



For Canadian Pricing
Multiply U.S. Price by the Canadian price factor.
► See page 1 for details.

Standard Includes	Required to Specify
<p>► Need help? Product details, page 82</p> <ul style="list-style-type: none"> • Lower surround: fabric price group 1 • Screens: 6559 Satin Ice acrylic • Seat: fabric price group 1 • Side surface: laminate • Personal worksurface: plastic defaulted by color scheme • NEMA three prong power outlet: plastic defaulted by color scheme • Caddy: paint defaulted by color scheme 	<ol style="list-style-type: none"> 1 Style number 2 Color scheme (see below under Required Selections) 3 Left- or right-hand configuration (see below under Required Selections) 4 Fabric color number for upholstery on lower surround 5 Fabric color number for upholstery on seat 6 Laminate for side surface 7 Options, if selected (see below) <p>► See <i>Surface Materials</i>, page 606.</p>

Color Scheme	Required Selections	U.S. Price	Required to Specify
	<ul style="list-style-type: none"> • Light • Medium • Dark • Blue steel X10/23 • Bright gold X10/23 • Burnished bronze 	<ul style="list-style-type: none"> No cost No cost No cost +\$423 +\$423 +\$423 	<ul style="list-style-type: none"> Specify with <i>light color scheme</i>. Specify with <i>medium color scheme</i>. Specify with <i>dark color scheme</i>. Specify with <i>blue steel color scheme</i>. Specify with <i>bright gold color scheme</i>. Specify with <i>burnished bronze color scheme</i>.
	<ul style="list-style-type: none"> • Cast iron X10/23 • Matte brass • Matte copper X10/23 • Night bronze X10/23 • Obsidian • Silver lilac X10/23 • Smoked mica X10/23 	<ul style="list-style-type: none"> +\$423 +\$423 +\$423 +\$423 +\$423 +\$423 +\$423 	<ul style="list-style-type: none"> Specify with <i>cast iron color scheme</i>. Specify with <i>matte brass color scheme</i>. Specify with <i>matte copper color scheme</i>. Specify with <i>night bronze color scheme</i>. Specify with <i>obsidian color scheme</i>. Specify with <i>silver lilac color scheme</i>. Specify with <i>smoked mica color scheme</i>.
	<p>Handedness</p> <ul style="list-style-type: none"> • Left • Right 	<ul style="list-style-type: none"> No cost No cost 	<ul style="list-style-type: none"> Specify with <i>left-hand side surface and storage location</i>. Specify with <i>right-hand side surface and storage location</i>.

Options	U.S. Price	Required to Specify
<p>Surface Materials</p> <p>Upholstery on lower surround</p> <ul style="list-style-type: none"> • Fabric price group 1 • Fabric price group 2 • Fabric price group 3 • Fabric price group 4 • Fabric price group 5 • Fabric price group 6 • Fabric price group 7 • Fabric price group 8 • Fabric price group 9 • Fabric price group 10 • Vinyl • Customer's Own Material (COM) 	<ul style="list-style-type: none"> No cost +\$ 69 +\$130 +\$182 +\$228 +\$282 +\$324 +\$408 +\$502 +\$571 +\$ 69 No cost 	<ul style="list-style-type: none"> Specify fabric color number. Specify fabric color number. Specify fabric color number. Specify fabric color number. Specify fabric color number. Specify fabric color number. Specify fabric color number. Specify fabric color number. Specify fabric color number. Specify fabric color number. Specify vinyl color number. ► See <i>Surface Materials Reference Manual</i>.
<p>Trim</p> <ul style="list-style-type: none"> • Plastic • Fabric to match lower surround 	<ul style="list-style-type: none"> No cost +\$362 	<ul style="list-style-type: none"> Specify with <i>plastic trim</i>. Specify with <i>fabric trim</i>.
<p>Upholstery on trim</p> <ul style="list-style-type: none"> • Fabric price group 1 • Fabric price group 2 • Fabric price group 3 • Fabric price group 4 • Fabric price group 5 • Fabric price group 6 • Fabric price group 7 • Fabric price group 8 • Fabric price group 9 • Fabric price group 10 • Vinyl • Customer's Own Material (COM) 	<ul style="list-style-type: none"> No cost +\$ 25 +\$ 47 +\$ 65 +\$ 82 +\$104 +\$118 +\$146 +\$183 +\$207 +\$ 25 No cost 	<ul style="list-style-type: none"> Specify fabric color number. Specify fabric color number. Specify fabric color number. Specify fabric color number. Specify fabric color number. Specify fabric color number. Specify fabric color number. Specify fabric color number. Specify fabric color number. Specify fabric color number. Specify vinyl color number. Specify fabric color number.

► Options, continued on next page

X10/23 = Last order entry
October 15, 2023

► Options, continued from previous page

	Options	U.S. Price	Required to Specify
Surface Materials, continued	Upholstery on seat		
	• Fabric price group 1	No cost	Specify fabric color number.
	• Fabric price group 2	+\$ 37	Specify fabric color number.
	• Fabric price group 3	+\$ 72	Specify fabric color number.
	• Fabric price group 4	+\$100	Specify fabric color number.
	• Fabric price group 5	+\$125	Specify fabric color number.
	• Fabric price group 6	+\$154	Specify fabric color number.
	• Fabric price group 7	+\$179	Specify fabric color number.
	• Fabric price group 8	+\$223	Specify fabric color number.
	• Fabric price group 9	+\$276	Specify fabric color number.
	• Fabric price group 10	+\$312	Specify fabric color number.
	• Steelcase leather upholstery	+\$413	Specify leather color number.
	• Select Surfaces leather price group 1	+\$413	► See <i>Surface Materials Reference Manual</i> .
	• Elmosoft leather upholstery	+\$492	Specify Elmosoft leather color number.
	• Select Surfaces leather price group 2	+\$492	► See <i>Surface Materials Reference Manual</i> .
	• Steelcase vinyl	+\$ 37	Specify vinyl color number.
	• Customer's Own Material (COM)	No cost	► See <i>Surface Materials Reference Manual</i> .
• Customer's Own Leather (COL)	+\$112	Specify leather color number.	
• Soil-retardant treatment applied to upholstery fabric	+\$ 36	Specify with <i>soil-retardant treatment</i> .	
	Screen type		
	• Acrylic	No cost	Specify with <i>6559 Satin Ice acrylic</i> .
	• Fabric—1 screen	+\$287	Specify with <i>fabric screen</i> .
	• Fabric—2 screens	+\$574	Specify with <i>fabric screens</i> .
	Upholstery on screen		
	• Fabric price group 1	No cost	Specify fabric color number.
	• Fabric price group 2	+\$ 45	Specify fabric color number.
	• Fabric price group 3	+\$ 82	Specify fabric color number.
	• Fabric price group 4	+\$114	Specify fabric color number.
	• Fabric price group 5	+\$144	Specify fabric color number.
	• Fabric price group 6	+\$181	Specify fabric color number.
	• Fabric price group 7	+\$206	Specify fabric color number.
	• Fabric price group 8	+\$259	Specify fabric color number.
	• Fabric price group 9	+\$320	Specify fabric color number.
	• Fabric price group 10	+\$362	Specify fabric color number.
	• Customer's Own Material (COM)	No cost	► See <i>Surface Materials Reference Manual</i> .
	Omit Screen		
	• Omit right screen	-\$541	Specify with <i>left screen location only</i> .
	• Omit left screen	-\$541	Specify with <i>right screen location only</i> .
	Personal Worksurface		
	• Omit personal worksurface	-\$649	Specify with <i>no worksurface</i> .
	Power		
	• Omit power	-\$397	Specify with <i>no power</i> .
	• Thread low profile plug	+\$ 40	Specify with <i>Thread low profile plug</i> .
	• One USB 2.0 outlet and one NEMA three-prong outlet	+\$134	Specify with <i>USB and standard NEMA three-prong outlet</i> .
	dash mini LED light		
	• Paint price group 1	+\$607	Specify with <i>light</i> and indicate paint color number.
	• Paint price group 3	+\$651	Specify with <i>light</i> and indicate paint color number.
			► See <i>Surface Materials Reference Manual</i> for accent paint options.
	Related Products		► Page 108

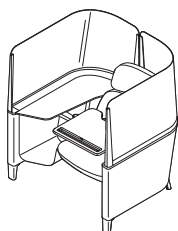
Tip: When omitting one fabric screen on a privacy lounge, the upholstery upcharge will be reduced by one half.

Tip: Buzz2 is the only Steelcase vertical upholstery group available on fabric screens.

Tip: COM selections are strictly limited. Please reference the COM page at www.steelcase.com to make your selections.

Tip: When omitting a screen, only the screen opposite the side surface can be omitted.

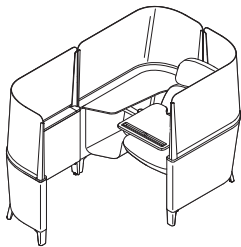
Tip: The light option is only available if power has been specified.



Specification Information

Style Number	U.S. Base Price
488WP	\$5510

Brody Privacy WorkLounge with Extension



Tip: Illustration above shows right-hand privacy lounge with extension.

Tip: For more information regarding color schemes, see page 86.

Tip: Handedness is determined by the side surface location. If specified as right-hand the side surface and storage will be on the user's right (as seated).

Tip: The trim is the top edge of the lower surround. If fabric trim is selected, the upholstery will match the upholstery specified on the lower surround.

► Detailed dimensions, page 88



For Canadian Pricing
Multiply U.S. Price by the Canadian price factor.
► See page 1 for details.

Standard Includes	Required to Specify
<p>► Need help? Product details, page 82</p> <ul style="list-style-type: none"> Lower surround: fabric price group 1 Screens: 6559 Satin Ice acrylic Seat: fabric price group 1 Side surface: laminate Personal worksurface: plastic defaulted by color scheme NEMA three prong power outlet: plastic defaulted by color scheme Caddy: paint defaulted by color scheme 	<ol style="list-style-type: none"> Style number Color scheme (see below under Required Selections) Left- or right-hand configuration (see below under Required Selections) Fabric color number for upholstery on lower surround Fabric color number for upholstery on seat Laminate for side surface Options, if selected (see below) <p>► See <i>Surface Materials</i>, page 606.</p>

Color Scheme	Required Selections	U.S. Price	Required to Specify
	<ul style="list-style-type: none"> Light Medium Dark Blue steel X10/23 Bright gold X10/23 Burnished bronze 	<ul style="list-style-type: none"> No cost No cost No cost +\$423 +\$423 +\$423 	<p>Specify with <i>light color scheme</i>. Specify with <i>medium color scheme</i>. Specify with <i>dark color scheme</i>. Specify with <i>blue steel color scheme</i>. Specify with <i>bright gold color scheme</i>. Specify with <i>burnished bronze color scheme</i>.</p>
	<ul style="list-style-type: none"> Cast iron X10/23 Matte brass Matte copper X10/23 Night bronze X10/23 Obsidian Silver lilac X10/23 Smoked mica X10/23 	<ul style="list-style-type: none"> +\$423 +\$423 +\$423 +\$423 +\$423 +\$423 +\$423 	<p>Specify with <i>cast iron color scheme</i>. Specify with <i>matte brass color scheme</i>. Specify with <i>matte copper color scheme</i>. Specify with <i>night bronze color scheme</i>. Specify with <i>obsidian color scheme</i>. Specify with <i>silver lilac color scheme</i>. Specify with <i>smoked mica color scheme</i>.</p>
	<p>Handedness</p> <ul style="list-style-type: none"> Left Right 	<ul style="list-style-type: none"> No cost No cost 	<p>Specify with <i>left-hand side surface and storage location</i>. Specify with <i>right-hand side surface and storage location</i>.</p>

Surface Materials	Options	U.S. Price	Required to Specify
	<p>Upholstery on lower surround</p> <ul style="list-style-type: none"> Fabric price group 1 Fabric price group 2 Fabric price group 3 Fabric price group 4 Fabric price group 5 Fabric price group 6 Fabric price group 7 Fabric price group 8 Fabric price group 9 Fabric price group 10 Vinyl Customer's Own Material (COM) 	<ul style="list-style-type: none"> No cost +\$112 +\$211 +\$299 +\$374 +\$463 +\$530 +\$669 +\$824 +\$935 +\$112 No cost 	<p>Specify fabric color number. Specify fabric color number. Specify fabric color number. Specify fabric color number. Specify fabric color number. Specify fabric color number. Specify fabric color number. Specify fabric color number. Specify fabric color number. Specify fabric color number. Specify fabric color number. Specify vinyl color number.</p> <p>► See <i>Surface Materials Reference Manual</i>.</p>
	<p>Trim</p> <ul style="list-style-type: none"> Plastic Fabric to match lower surround 	<ul style="list-style-type: none"> No cost +\$543 	<p>Specify with <i>plastic trim</i>. Specify with <i>fabric trim</i>.</p>
	<p>Upholstery on trim</p> <ul style="list-style-type: none"> Fabric price group 1 Fabric price group 2 Fabric price group 3 Fabric price group 4 Fabric price group 5 Fabric price group 6 Fabric price group 7 Fabric price group 8 Fabric price group 9 Fabric price group 10 Vinyl Customer's Own Material (COM) 	<ul style="list-style-type: none"> No cost +\$ 39 +\$ 72 +\$100 +\$125 +\$155 +\$180 +\$223 +\$276 +\$313 +\$ 39 No cost 	<p>Specify fabric color number. Specify fabric color number. Specify fabric color number. Specify fabric color number. Specify fabric color number. Specify fabric color number. Specify fabric color number. Specify fabric color number. Specify fabric color number. Specify fabric color number. Specify vinyl color number. Specify fabric color number.</p>

► Options, continued on next page

X10/23 = Last order entry
October 15, 2023

► Options, continued from previous page

	Options	U.S. Price	Required to Specify
Surface Materials, continued	Upholstery on seat		
	• Fabric price group 1	No cost	Specify fabric color number.
	• Fabric price group 2	+\$ 37	Specify fabric color number.
	• Fabric price group 3	+\$ 72	Specify fabric color number.
	• Fabric price group 4	+\$100	Specify fabric color number.
	• Fabric price group 5	+\$125	Specify fabric color number.
	• Fabric price group 6	+\$154	Specify fabric color number.
	• Fabric price group 7	+\$179	Specify fabric color number.
	• Fabric price group 8	+\$223	Specify fabric color number.
	• Fabric price group 9	+\$276	Specify fabric color number.
	• Fabric price group 10	+\$312	Specify fabric color number.
	• Steelcase leather upholstery	+\$413	Specify leather color number.
	• Select Surfaces leather price group 1	+\$413	► See <i>Surface Materials Reference Manual</i> . Specify Elmosoft leather color number.
	• Elmosoft leather upholstery	+\$492	► See <i>Surface Materials Reference Manual</i> . Specify vinyl color number.
	• Select Surfaces leather price group 2	+\$492	► See <i>Surface Materials Reference Manual</i> . Specify leather color number.
	• Steelcase vinyl	+\$ 37	Specify with soil-retardant treatment.
	• Customer's Own Material (COM)	No cost	
• Customer's Own Leather (COL)	+\$112		
• Soil-retardant treatment applied to upholstery fabric	+\$ 36		
	Screen type		
	• Acrylic	No cost	Specify with <i>6559 Satin Ice acrylic</i> .
	• Fabric – 2 screens	+\$574	Specify with <i>fabric screens</i> .
	• Fabric – 3 screens	+\$860	Specify with <i>fabric screens</i> .
	Upholstery on screen		
	• Fabric price group 1	No cost	Specify fabric color number.
	• Fabric price group 2	+\$ 45	Specify fabric color number.
	• Fabric price group 3	+\$ 82	Specify fabric color number.
	• Fabric price group 4	+\$114	Specify fabric color number.
	• Fabric price group 5	+\$144	Specify fabric color number.
	• Fabric price group 6	+\$181	Specify fabric color number.
	• Fabric price group 7	+\$206	Specify fabric color number.
	• Fabric price group 8	+\$259	Specify fabric color number.
	• Fabric price group 9	+\$320	Specify fabric color number.
	• Fabric price group 10	+\$362	Specify fabric color number.
	• Customer's Own Material (COM)	No cost	► See <i>Surface Materials Reference Manual</i> .
Omit Screen	• Omit right screen	–\$541	Specify with <i>left screen location only</i> .
	• Omit left screen	–\$541	Specify with <i>right screen location only</i> .
Personal Worksurface	• Omit personal worksurface	–\$649	Specify with <i>no worksurface</i> .
Power	• Omit power	–\$397	Specify with <i>no power</i> .
	• Thread low profile plug	+\$ 40	Specify with <i>Thread low profile plug</i> .
	• One USB 2.0 outlet and one NEMA three-prong outlet	+\$134	Specify with <i>USB and standard NEMA three-prong outlet</i> .
dash mini LED light	• Paint price group 1	+\$607	Specify with <i>light</i> and indicate paint color number.
	• Paint price group 3	+\$651	Specify with <i>light</i> and indicate paint color number.
			► See <i>Surface Materials Reference Manual</i> for accent paint options.
Related Products	• Footrest		► Page 108

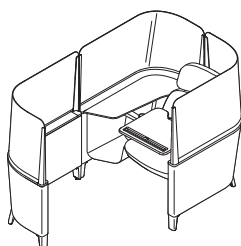
Tip: When omitting one fabric screen on a privacy lounge with extension, the upholstery upcharge will be reduced by one third.

Tip: Buzz2 is the only Steelcase vertical upholstery group available on fabric screens.

Tip: COM selections are strictly limited, please reference the COM page at www.steelcase.com to make your selections.

Tip: When omitting a screen, only the screen opposite the side surface can be omitted.

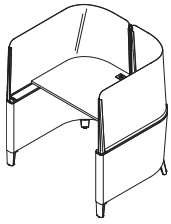
Tip: The light option is only available if power has been specified.



Specification Information

Style Number	U.S. Base Price
488WE	\$7439

Brody Privacy Desk



► Need help?
Product details,
page 92

Standard Includes

- Lower surround: fabric price group 1
- Screens: 6559 Satin Ice acrylic
- Worksurface: High-Pressure Laminate price group 1
- Edge: plastic
- NEMA three prong power outlet: paint
- Wire management clips

Required to Specify

- 1 Style number
 - 2 Color scheme (see below under Required Selections)
 - 3 Fabric color number for upholstery on lower surround
 - 4 High-Pressure Laminate color number for worksurface
 - 5 Plastic color number for worksurface edge
 - 6 Paint color number for power outlet
 - 7 Options, if selected (see below)
- See *Surface Materials*, page 606.

Tip: For more information regarding color schemes, see page 86.

	Required Selections	U.S. Price	Required to Specify
Color Scheme	• Light	No cost	Specify with <i>light color scheme</i> .
	• Medium	No cost	Specify with <i>medium color scheme</i> .
	• Dark	No cost	Specify with <i>dark color scheme</i> .
	• Blue steel EX10/23	+\$ 423	Specify with <i>blue steel color scheme</i> .
	• Bright gold EX10/23	+\$ 423	Specify with <i>bright gold color scheme</i> .
	• Burnished bronze	+\$ 423	Specify with <i>burnished bronze color scheme</i> .
	• Cast iron EX10/23	+\$ 423	Specify with <i>cast iron color scheme</i> .
	• Matte brass	+\$ 423	Specify with <i>matte brass color scheme</i> .
	• Matte copper EX10/23	+\$ 423	Specify with <i>matte brass color scheme</i> .
	• Night bronze EX10/23	+\$ 423	Specify with <i>night bronze color scheme</i> .
	• Obsidian	+\$ 423	Specify with <i>obsidian color scheme</i> .
	• Silver lilac EX10/23	+\$ 423	Specify with <i>silver lilac color scheme</i> .
	• Smoked mica EX10/23	+\$ 423	Specify with <i>smoked mica color scheme</i> .

For laminate price group 2 and 3 pricing, please refer to the *electronic catalog* or *SmartTools*.

	Options	U.S. Price	Required to Specify
Surface Materials	High-Pressure Laminate worksurface		
	• Laminate price group 2	See information at left	Specify laminate color number.
	• Laminate price group 3	See information at left	Specify laminate color number.
	• Open Line laminate	+\$ 102 plus cost of laminate	► See <i>Surface Materials Reference Manual</i> .
	Wood veneer worksurface		
	• Wood group 1	+\$1004	Specify wood color number.
	• Wood group 2	+\$1073	Specify wood color number.
	• Wood group 3	+\$1244	Specify wood color number.
	• Customiz stain	No cost	Specify with <i>Customiz stain</i> .
			► See <i>Surface Materials Reference Manual</i> .
	• Full-fill finish on wood group 1	+\$1059	Specify full-fill finish number.
	Upholstery on lower surround		
	• Fabric price group 1	No cost	Specify fabric color number.
	• Fabric price group 2	+\$ 69	Specify fabric color number.
	• Fabric price group 3	+\$ 130	Specify fabric color number.
• Fabric price group 4	+\$ 182	Specify fabric color number.	
• Fabric price group 5	+\$ 228	Specify fabric color number.	
• Fabric price group 6	+\$ 282	Specify fabric color number.	
• Fabric price group 7	+\$ 324	Specify fabric color number.	
• Fabric price group 8	+\$ 408	Specify fabric color number.	
• Fabric price group 9	+\$ 502	Specify fabric color number.	
• Fabric price group 10	+\$ 571	Specify fabric color number.	
• Vinyl	+\$ 69	Specify vinyl color number.	
• Customer's Own Material (COM)	No cost	► See <i>Surface Materials Reference Manual</i> .	

► Options, continued on next page



For Canadian Pricing
Multiply U.S. Price by the Canadian price factor.
► See page 1 for details.

EX10/23 = Last order entry
October 15, 2023

► Options, continued from previous page

	Options	U.S. Price	Required to Specify
Surface Materials, continued	Trim		
	• Plastic	No cost	Specify with plastic trim.
	• Fabric to match lower surround	+\$362	Specify with fabric trim.
	Upholstery on trim		
	• Fabric price group 1	No cost	Specify fabric color number.
	• Fabric price group 2	+\$ 25	Specify fabric color number.
	• Fabric price group 3	+\$ 47	Specify fabric color number.
	• Fabric price group 4	+\$ 65	Specify fabric color number.
	• Fabric price group 5	+\$ 82	Specify fabric color number.
	• Fabric price group 6	+\$104	Specify fabric color number.
• Fabric price group 7	+\$118	Specify fabric color number.	
• Fabric price group 8	+\$146	Specify fabric color number.	
• Fabric price group 9	+\$183	Specify fabric color number.	
• Fabric price group 10	+\$207	Specify fabric color number.	
• Vinyl	+\$ 25	Specify vinyl color number.	
• Customer's Own Material (COM)	No cost	► See <i>Surface Materials Reference Manual</i> .	
	Screen type		
	• Acrylic	No cost	Specify with 6559 Satin Ice acrylic.
	• Fabric	+\$573	Specify with fabric screens.
	Upholstery on screen		
	• Fabric price group 1	No cost	Specify fabric color number.
	• Fabric price group 2	+\$ 45	Specify fabric color number.
	• Fabric price group 3	+\$ 82	Specify fabric color number.
	• Fabric price group 4	+\$114	Specify fabric color number.
	• Fabric price group 5	+\$144	Specify fabric color number.
	• Fabric price group 6	+\$181	Specify fabric color number.
	• Fabric price group 7	+\$206	Specify fabric color number.
	• Fabric price group 8	+\$259	Specify fabric color number.
	• Fabric price group 9	+\$320	Specify fabric color number.
	• Fabric price group 10	+\$362	Specify fabric color number.
	• Customer's Own Material (COM)	No cost	► See <i>Surface Materials Reference Manual</i> .
	Power		
	• Omit power	-\$397	Specify with no power.
	• Thread low profile plug	+\$ 40	Specify with Thread low profile plug and indicate paint color number.
	• One USB 2.0 outlet and one NEMA three-prong outlet	+\$134	Specify with USB and standard NEMA three-prong outlet and indicate paint color number.
	dash mini LED light		
	• Paint price group 1	+\$607	Specify with light and indicate paint color number.
	• Paint price group 3	+\$651	Specify with light and indicate paint color number.
			► See <i>Surface Materials Reference Manual</i> .
	Related Products		
	• Steelcase Series 1 chairs		► See <i>Seating Specification Guide</i> .
	• QiVi chairs		► See <i>Seating Specification Guide</i> .
	• Cobi chairs		► See <i>Seating Specification Guide</i> .

Tip: The trim is the top edge of the lower surround. If fabric trim is selected, the upholstery will match the upholstery specified on the lower surround.

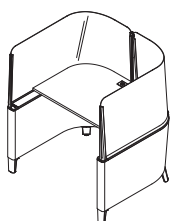
Tip: Buzz2 is the only Steelcase verical upholstery group available on fabric screens.

Tip: COM selections are strictly limited, please reference the COM page at www.steelcase.com to make your selections.

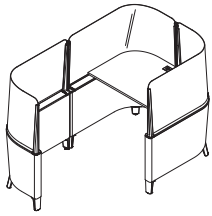
Tip: The light option is only available if power has been specified.

Specification Information

Style Number	U.S. Base Price
488BD	\$4958



Brody Privacy Desk with Extension



Tip: Illustration above shows privacy desk with extension, enter right.

Tip: For more information regarding color schemes, see page 86.

Tip: Extension opening is determined by where the user enters Brody desk unit.

For laminate price group 2 and 3 pricing, please refer to the electronic catalog or SmartTools.

 **For Canadian Pricing**
Multiply U.S. Price by the Canadian price factor.
▶ See page 1 for details.

Standard Includes	Required to Specify
<ul style="list-style-type: none"> ▶ Need help? Product details, page 92 • Lower surround: fabric price group 1 • Screens: 6559 Satin Ice acrylic • Worksurface: High-Pressure Laminate price group 1 • Edge: plastic • NEMA three prong power outlet: paint • Wire management clips 	<ol style="list-style-type: none"> 1 Style number 2 Color scheme (see below under Required Selections) 3 Extension opening (see below under Required Selections) 4 Fabric color number for upholstery on lower surround 5 High-Pressure Laminate color number for worksurface 6 Plastic color number for worksurface edge 7 Paint color number for power outlet 8 Options, if selected (see below) <p>▶ See <i>Surface Materials</i>, page 606.</p>

Color Scheme	Required Selections	U.S. Price	Required to Specify
	• Light	No cost	Specify with <i>light color scheme</i> .
	• Medium	No cost	Specify with <i>medium color scheme</i> .
	• Dark	No cost	Specify with <i>dark color scheme</i> .
	• Blue steel X10/23	+\$ 423	Specify with <i>blue steel color scheme</i> .
	• Bright gold X10/23	+\$ 423	Specify with <i>bright gold color scheme</i> .
	• Burnished bronze	+\$ 423	Specify with <i>burnished bronze color scheme</i> .
	• Cast iron X10/23	+\$ 423	Specify with <i>cast iron color scheme</i> .
	• Matte brass	+\$ 423	Specify with <i>matte brass color scheme</i> .
	• Matte copper X10/23	+\$ 423	Specify with <i>matte brass color scheme</i> .
	• Night bronze X10/23	+\$ 423	Specify with <i>night bronze color scheme</i> .
	• Obsidian	+\$ 423	Specify with <i>obsidian color scheme</i> .
	• Silver lilac X10/23	+\$ 423	Specify with <i>silver lilac color scheme</i> .
	• Smoked mica X10/23	+\$ 423	Specify with <i>smoked mica color scheme</i> .
Extension Opening	• Enter left	No cost	Specify with <i>enter left</i> .
	• Enter right	No cost	Specify with <i>enter right</i> .

Surface Materials	Options	U.S. Price	Required to Specify	
	High-Pressure Laminate worksurface		▶ See <i>Surface Materials Reference Manual</i> .	
	• Laminate price group 2	See information at left		
	• Laminate price group 3	See information at left		
		• Open Line laminate	+\$ 102 plus cost of laminate	
		Wood veneer worksurface		▶ See <i>Surface Materials Reference Manual</i> .
		• Wood group 1	+\$1004	
		• Wood group 2	+\$1073	
		• Wood group 3	+\$1244	
		• Customiz stain	No cost	
		• Full-fill finish on wood group 1	+\$1059	Specify full-fill finish number.
		Upholstery on lower surround		▶ See <i>Surface Materials Reference Manual</i> .
		• Fabric price group 1	No cost	
		• Fabric price group 2	+\$ 112	
• Fabric price group 3		+\$ 211		
• Fabric price group 4		+\$ 299		
• Fabric price group 5		+\$ 374		
• Fabric price group 6		+\$ 463		
• Fabric price group 7		+\$ 530		
• Fabric price group 8		+\$ 669		
• Fabric price group 9		+\$ 824		
• Fabric price group 10		+\$ 935		
• Vinyl		+\$ 112		
• Customer's Own Material (COM)		No cost		

▶ **Options, continued on next page**

X10/23 = Last order entry
October 15, 2023

► Options, continued from previous page

	Options	U.S. Price	Required to Specify
Surface Materials, continued	Trim		
	• Plastic	No cost	Specify with plastic trim.
	• Fabric to match lower surround	+\$543	Specify with fabric trim.
	Upholstery on trim		
	• Fabric price group 1	No cost	Specify fabric color number.
	• Fabric price group 2	+\$ 39	Specify fabric color number.
	• Fabric price group 3	+\$ 72	Specify fabric color number.
	• Fabric price group 4	+\$100	Specify fabric color number.
	• Fabric price group 5	+\$125	Specify fabric color number.
	• Fabric price group 6	+\$155	Specify fabric color number.
• Fabric price group 7	+\$180	Specify fabric color number.	
• Fabric price group 8	+\$223	Specify fabric color number.	
• Fabric price group 9	+\$276	Specify fabric color number.	
• Fabric price group 10	+\$313	Specify fabric color number.	
• Vinyl	+\$ 39	Specify vinyl color number.	
• Customer's Own Material (COM)	No cost	► See <i>Surface Materials Reference Manual</i> .	
	Screen type		
	• Acrylic	No cost	Specify with 6559 Satin Ice acrylic.
	• Fabric	+\$860	Specify with fabric screens.
	Upholstery on screen		
	• Fabric price group 1	No cost	Specify fabric color number.
	• Fabric price group 2	+\$ 45	Specify fabric color number.
	• Fabric price group 3	+\$ 82	Specify fabric color number.
	• Fabric price group 4	+\$114	Specify fabric color number.
	• Fabric price group 5	+\$144	Specify fabric color number.
	• Fabric price group 6	+\$181	Specify fabric color number.
	• Fabric price group 7	+\$206	Specify fabric color number.
	• Fabric price group 8	+\$259	Specify fabric color number.
	• Fabric price group 9	+\$320	Specify fabric color number.
	• Fabric price group 10	+\$362	Specify fabric color number.
	• Customer's Own Material (COM)	No cost	► See <i>Surface Materials Reference Manual</i> .
	Power		
	• Omit power	-\$397	Specify with no power.
	• Thread low profile plug	+\$ 40	Specify with Thread low profile plug and indicate paint color number.
	• One USB 2.0 outlet and one NEMA three-prong outlet	+\$134	Specify with USB and standard NEMA three-prong outlet and indicate paint color number.
	dash mini LED light		
	• Paint price group 1	+\$607	Specify with light and indicate paint color number.
	• Paint price group 3	+\$651	Specify with light and indicate paint color number.
			► See <i>Surface Materials Reference Manual</i> .
	Related Products		
	• Steelcase Series 1 chairs		► See <i>Seating Specification Guide</i> .
	• QiVi chairs		► See <i>Seating Specification Guide</i> .
	• Cobi chairs		► See <i>Seating Specification Guide</i> .

Tip: The trim is the top edge of the lower surround. If fabric trim is selected, the upholstery will match the upholstery specified on the lower surround.

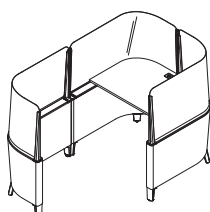
Tip: Buzz2 is the only Steelcase vertical upholstery group available on fabric screens.

Tip: COM selections are strictly limited, please reference the COM page at www.steelcase.com to make your selections.

Tip: The light option is only available if power has been specified.

Specification Information

Style Number	U.S. Base Price
488BDE	\$6887



Brody Footrest



Standard Includes	Required to Specify
<ul style="list-style-type: none"> ▶ Need help? Product details, page 82 • Lower footrest: plastic • Upper footrest: fabric price group 1 	<ol style="list-style-type: none"> 1 Style number 2 Fabric color number for upper footrest 3 Plastic color number for lower footrest: 6053 Seagull 6059 Sterling Dark Solid 4 Options, if selected (see below) <ul style="list-style-type: none"> ▶ See <i>Surface Materials</i>, page 606.

Options	U.S. Price	Required to Specify
Surface Materials <ul style="list-style-type: none"> • Fabric price group 1 • Fabric price group 2 • Fabric price group 3 • Fabric price group 4 • Fabric price group 5 • Fabric price group 6 • Fabric price group 7 • Fabric price group 8 • Fabric price group 9 • Fabric price group 10 • Steelcase leather upholstery • Select Surfaces leather price group 1 • Elmosoft leather upholstery • Select Surfaces leather price group 2 • Steelcase vinyl • Customer's Own Material (COM) • Customer's Own Leather (COL) • Soil-retardant treatment applied to upholstery fabric 	<ul style="list-style-type: none"> No cost +\$ 25 +\$ 47 +\$ 65 +\$ 82 +\$104 +\$118 +\$146 +\$183 +\$207 +\$277 +\$277 +\$328 +\$328 +\$ 25 No cost +\$ 55 +\$ 36 	<ul style="list-style-type: none"> Specify fabric color number. Specify fabric color number. Specify fabric color number. Specify fabric color number. Specify fabric color number. Specify fabric color number. Specify fabric color number. Specify fabric color number. Specify fabric color number. Specify fabric color number. Specify leather color number. ▶ See <i>Surface Materials Reference Manual</i>. Specify Elmosoft leather color number. ▶ See <i>Surface Materials Reference Manual</i>. Specify vinyl color number. ▶ See <i>Surface Materials Reference Manual</i>. Specify leather color number. Specify <i>with soil-retardant treatment</i>.
Plastic on upper footrest <ul style="list-style-type: none"> • Plastic 	<ul style="list-style-type: none"> +\$ 97 	<ul style="list-style-type: none"> Specify <i>with 6527 Merle</i>.
Related Products <ul style="list-style-type: none"> • Brody 		<ul style="list-style-type: none"> ▶ Pages 98–102

Specification Information	
Style Number	U.S. Base Price
488FR	\$435
.	.
.	.

For Canadian Pricing
 Multiply U.S. Price by the Canadian price factor.
 ▶ See page 1 for details.

Understanding and Specifying Aight Lounge Lounge Seating



Statement of Line **110**



Product Details

Aight Lounge **112**
Dimensions **114**

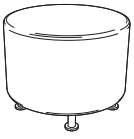


Specifying

Aight Lounge **115**

Statement of Line

Alight Lounge




Round Ottoman

Understanding

▶ Page 112

Specifying

▶ Page 115



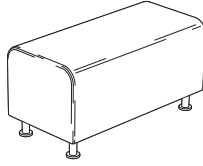
Corner Ottoman

Understanding

▶ Page 112

Specifying

▶ Page 115



Bench Ottoman

Understanding

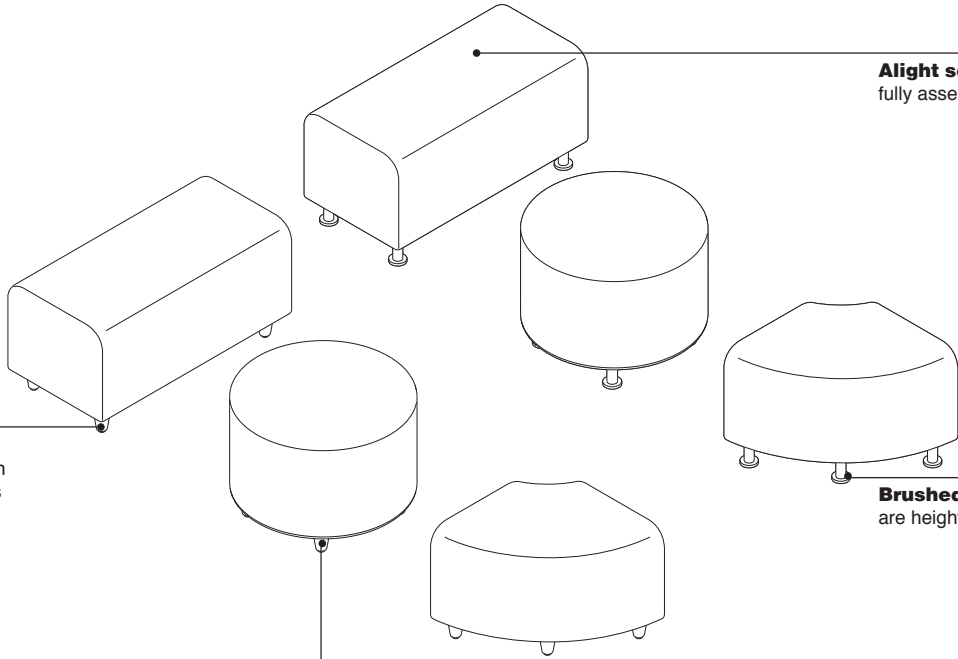
▶ Page 112

Specifying

▶ Page 115

Alight Lounge

Alight comes fully upholstered as a bench, round, or corner ottoman. Alight supports up to 300 pounds.
▶ Specifying, page 115



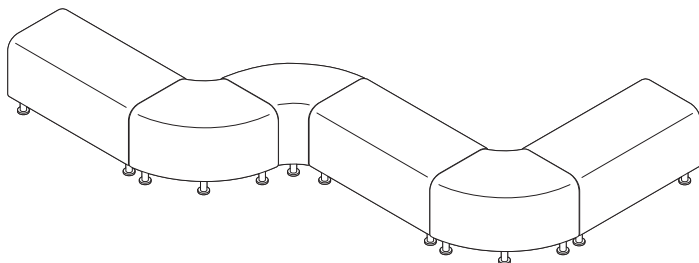
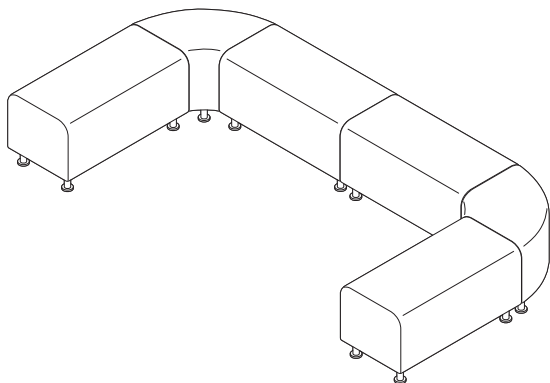
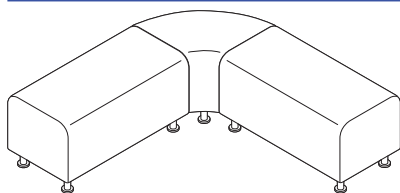
Alight seating comes fully assembled.

Legs come standard brushed aluminum with an option of round wood legs and low profile glides.

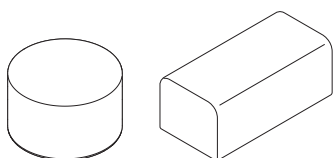
Brushed aluminum legs are height adjustable.

Round wood legs are solid maple and are available in three finishes.
Tip: Wood legs are natural wood and may have variations in color.

Product Details



Alight bench and corner ottoman can be combined to create a variety of configurations.



The low profile glide option reduces the overall height of the ottoman from 19" to 16".

Surface Materials

Legs

- Brushed Aluminum

With round wood legs

- V1AC Natural Cherry
- V1AM Clear Maple
- V1EW Dark Walnut

Tip: Wood legs are natural wood and may have variations in color.

Dimensions

▶ Page 114

Dimensions

Alight Lounge

Features	Overall		
	Depth	Width	Height
.	.	.	.
.	.	.	.
.	.	.	.
.	.	.	.

Alight Lounge

Lounge Seating

Round	24"	24"	19"
Corner Ottoman	18"	31"	19"
Bench Ottoman	18"	36"	19"

Alight Lounge

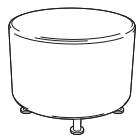
Standard Includes		Required to Specify
▶ Need help? Product details, page 112	<ul style="list-style-type: none"> Fully upholstered ottoman: fabric price group 1 Four adjustable-height legs: brushed aluminum Meets Cal. 117 requirements 	1 Style number 2 Fabric color number for upholstery 3 Options, if selected (see below) ▶ See <i>Surface Materials</i> , page 606.

Options	U.S. Price	Required to Specify
Surface Materials <ul style="list-style-type: none"> Fabric price group 1 Fabric price group 2 Fabric price group 3 Fabric price group 4 Fabric price group 5 Fabric price group 6 Fabric price group 7 Fabric price group 8 Fabric price group 9 Fabric price group 10 Vinyl Customer's Own Material (COM) 	Upholstery No cost +\$ 23 +\$ 61 +\$ 92 +\$114 +\$141 +\$168 +\$216 +\$265 +\$303 +\$ 23 +\$ 55	Specify fabric color number. Specify fabric color number. Specify fabric color number. Specify fabric color number. Specify fabric color number. Specify fabric color number. Specify fabric color number. Specify fabric color number. Specify fabric color number. Specify vinyl color number. ▶ See <i>Surface Materials Reference Manual</i> .
Legs <ul style="list-style-type: none"> Solid maple round wood legs 	+\$233	Specify with <i>solid maple round wood legs</i> and select V1AC Natural Cherry, V1AM Clear Maple, or V1EW Dark Walnut.
Glides <ul style="list-style-type: none"> Low profile glide 	No cost	Specify with <i>low profile glides</i> .

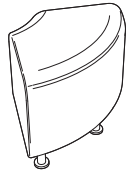
Tip: Wood legs are natural wood and may show variations in grain and color.

Tip: Low profile glide reduces seat height from 19" to 16".

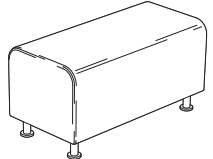
Specification Information	
• Style Number	• U.S. Base Price
.....



Round Ottoman	
TS34401	\$775
.....



Corner Ottoman	
TS34402	\$882
.....



Bench Ottoman	
TS34403	\$969
.....

▶ Detailed dimensions, page 114

 **For Canadian Pricing**
 Multiply U.S. Price by the Canadian price factor.
 ▶ See page 1 for details.



Understanding and Specifying Shortcut Multipurpose Seating



Statement of Line **118**



Product Details

Shortcut Five-Arm Base	120
Shortcut Five-Arm Base with Personal Worksurface	122
Shortcut X Base and Shortcut Wood	124
Shortcut with Tripod Base	126
Planning with Shortcut	128
Dimensions	130



Specifying

Shortcut Five-Arm Base	132
Shortcut X Base	135
Shortcut Wood	137
Shortcut with Tripod Base	138

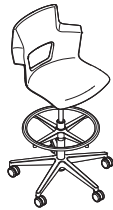
Statement of Line

Shortcut



Multi-Purpose Chair

Understanding
▶ Page 120
Specifying
▶ Page 132



Multi-Purpose Stool

Understanding
▶ Page 120
Specifying
▶ Page 133



Multi-Purpose Chair with Personal Worksurface

Understanding
▶ Page 122
Specifying
▶ Page 134



X Base Chair

Understanding
▶ Page 124
Specifying
▶ Page 135



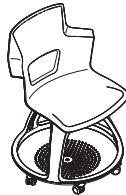
X Base Stool

Understanding
▶ Page 124
Specifying
▶ Page 136



Wood Chair

Understanding
▶ Page 124
Specifying
▶ Page 137



Chair with Tripod Base

Understanding
▶ Page 126
Specifying
▶ Page 138

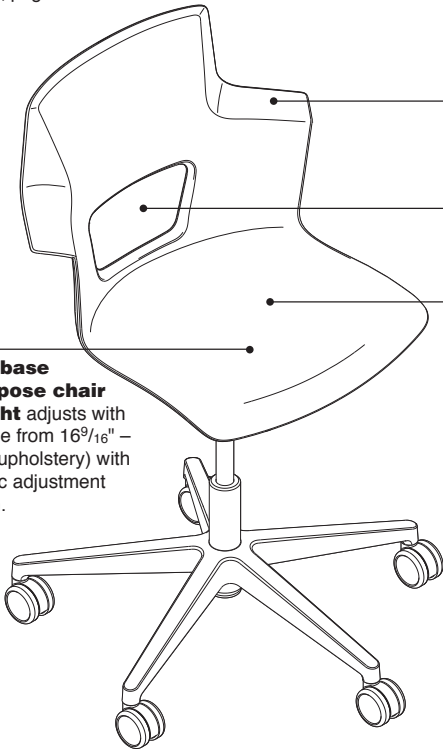


Chair with Tripod Base and Personal Worksurface

Understanding
▶ Page 126
Specifying
▶ Page 138

Shortcut Five-Arm Base

Shortcut is a collaborative seating collection that encourages people to move freely, change postures, and stay energized, yet comfortable in many settings.
 ▶ Specifying, pages 132–133

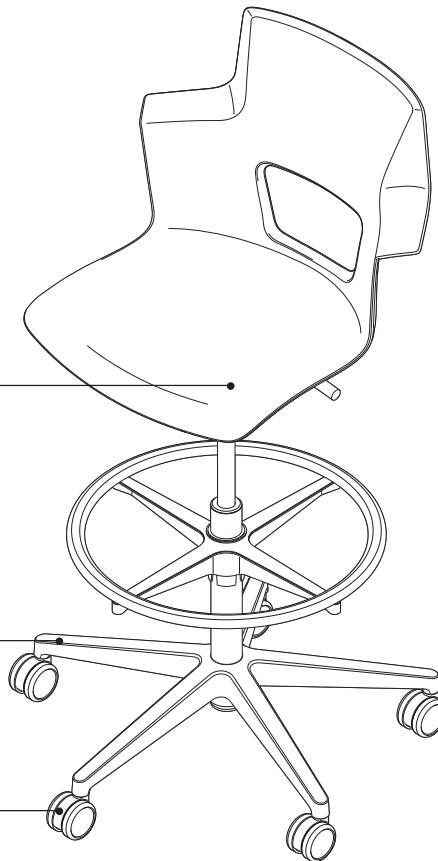


Five-arm base multi-purpose chair seat height adjusts with a $4\frac{5}{8}$ " range from $16\frac{9}{16}$ " – $21\frac{3}{16}$ " (no upholstery) with a pneumatic adjustment mechanism.

Five-arm base multi-purpose stool seat height adjusts with a $10\frac{3}{16}$ " range from $22\frac{1}{8}$ " – $32\frac{5}{16}$ " (no upholstery) with a pneumatic adjustment mechanism.

Five-arm base is standard.

Hard, dual wheeled casters are standard for use on carpets. Soft, roll-control, dual-wheel casters are available for use on hard floors or chair mats.

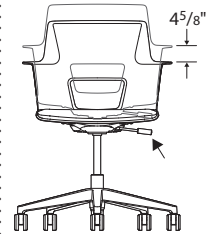


Abbreviated arms allow users to pull up to a worksurface with ease.

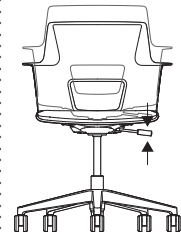
Cut-out provides more flexibility.

The Shortcut shell is made of polypropylene plastic.

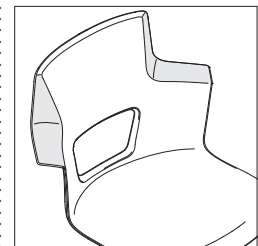
Adjustment Features



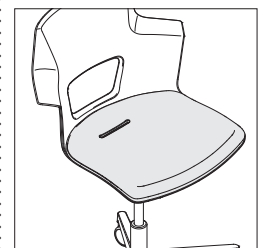
Seat height adjusts with a $4\frac{5}{8}$ " range from $16\frac{9}{16}$ " – $21\frac{3}{16}$ " (no upholstery) with a pneumatic adjustment mechanism.



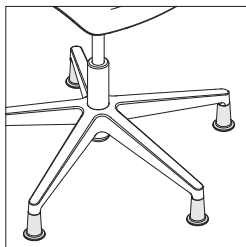
Seat height adjusts pneumatically. To lower, pull lever up while seated. To raise, pull lever up and keep weight off of the chair. Lever is located on the left hand side.



Elbow rests are abbreviated to stay out of the way as the user gets closer to the worksurface and supports a wide range of postures.



Cushion option is available for extra support and comfort.



Black glides are available as an option. Glides ship assembled on the chair or stool and maintain the same height as casters.

Soft roll-control caster option features an internal brake that activates when the chair is not under load to reduce shifting when user stands up.

Soft, dual-wheel casters are two-tone, with a merle ring, which makes them easily identifiable.

Surface Materials

▶ See surface materials on page 606 for specific availability or refer to the *Surface Materials Reference Manual* for further information.

Upholstery

- Fabric
- Leather
- Elmosoft leather
- Select Surfaces leather
- COM (Customer's Own Material)
- COL (Customer's Own Leather)

Hard components

Chair (shell, five-arm base)

Shell

- Plastic

Base

4140 Arctic White

4799 Platinum Metallic

6205 Black

Tip: Cylinder paint color defaults to coordinate with base color.

Hard casters

6205 Black

6249 Platinum Solid

Tip: Casters paint color defaults to coordinate with base color.

Soft casters with 6527

Merle ring

6205 Black

6249 Platinum Solid

Tip: Casters paint color defaults to coordinate with base color.

The Shortcut stool foot

ring is defaulted based on the paint color specified, with the exception of 4140 Arctic White, in which case the foot ring is platinum.

All Steelcase seating with standard upholstery fabrics

complies with requirements of the State of California Technical Bulletin 117. All standard seating is labeled to be in compliance with California 117.

Programs & Services

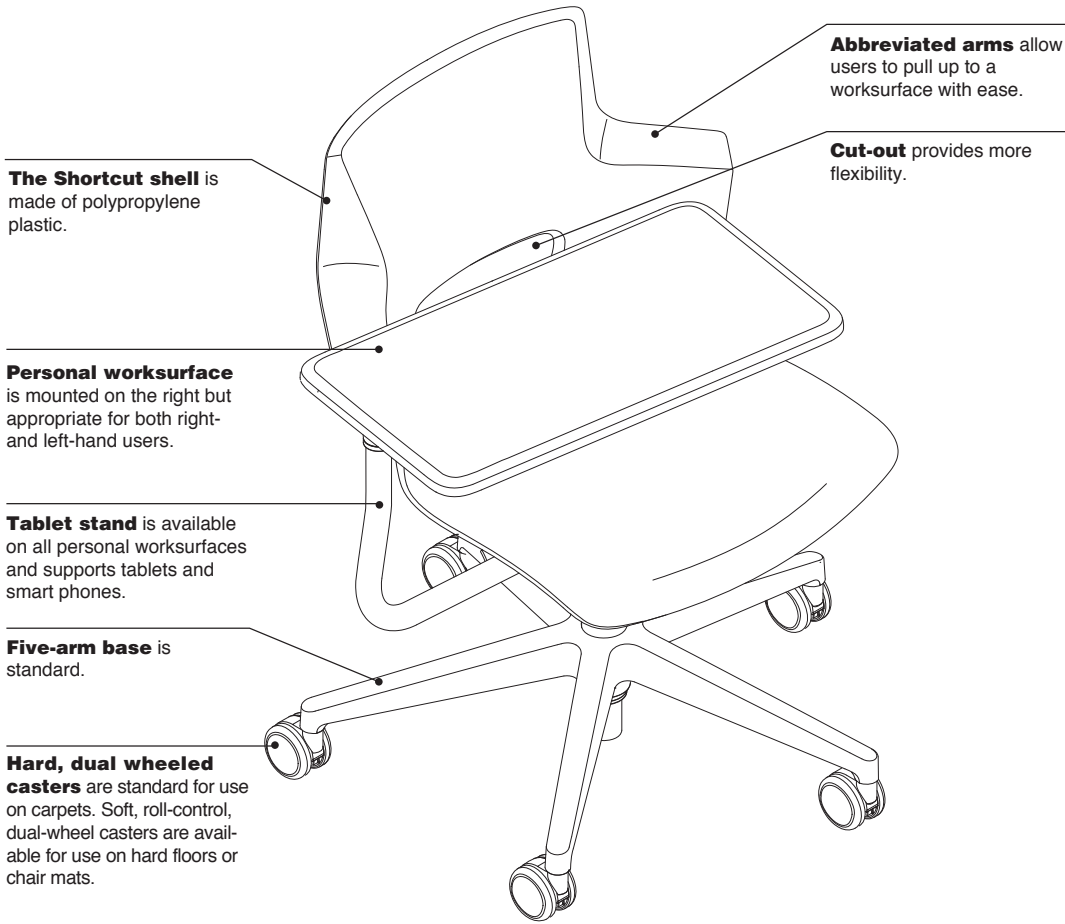
Local codes may have special requirements for upholstery.

Dimensions

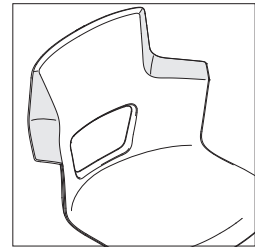
▶ Page 130

Shortcut Five-Arm Base with Personal Worksurface


► Specifying, page 134



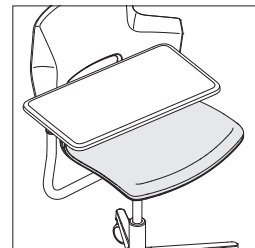
Product Details



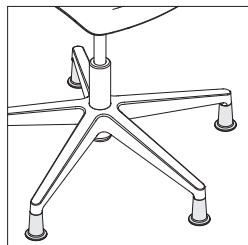
Elbow rests are abbreviated to stay out of the way as the user gets closer to the worksurface and supports a wide range of postures. It is designed to be level when in use and may appear to have slight upward angle when not in use.



Personal worksurface is mounted on user's right, and designed to accommodate left- and right-handed users. It is 12"D x 22 1/4"W and features a safety stop to help prevent belongings and laptops from easily sliding off back edge.



Cushion options are available for extra support and comfort.




Black glides are available as an option. Glides ship assembled on the chair and maintain the same height as casters.

Soft roll-control caster option features an internal brake that activates when the chair is not under load to reduce shifting when user stands up.

Soft, dual-wheel casters are two-tone, with a merle ring, which makes them easily identifiable.

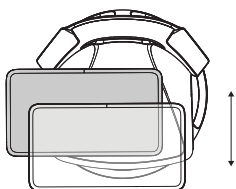
Adjustment Features



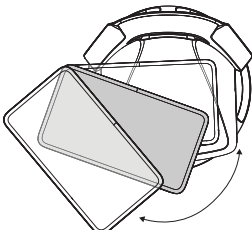
Tablet stand supports tablets and smart phones in both portrait and landscape positions, making content easy to view and freeing up space on the worksurface for other materials.

Tip: Devices are not secure in tablet stand when moved.

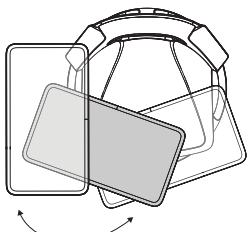
Cup holder is available as an option and it is retractable under the worksurface when not in use.



Personal worksurface depth adjustment range is 6" to 16¼". Measurement is from lumbar to worksurface.



Personal worksurface pivot range is 48°.



Personal worksurface center pivot is 100°. The center pivot range is measured from the closest position to the furthest position from the user.

Surface Materials

► See surface materials on page 606 for specific availability or refer to the *Surface Materials Reference Manual* for further information.

Upholstery

- Fabric
- Leather
- Elmosoft leather
- Select Surfaces leather
- COM (Customer's Own Material)
- COL (Customer's Own Leather)

Hard components

Chair (shell, five-arm base)

Shell

- Plastic

Base

- 4140 Arctic White
- 4799 Platinum Metallic
- 6205 Black

Tip: Cylinder paint color defaults to coordinate with base color.

Hard casters

- 6205 Black
- 6249 Platinum Solid

Tip: Casters paint color defaults to coordinate with base color.

Soft casters with 6527

- Merle ring
- 6205 Black
- 6249 Platinum Solid

Tip: Casters paint color defaults to coordinate with base color.

Personal worksurface

- 6053 Seagull
- 6249 Platinum Solid
- 6295 Near Black
- 6337 Element
- 6654 Sand

Tablet stand and cup holder

Sterling dark solid only

Paint for metal components

- 0835 Black
- 4140 Arctic White
- 4799 Platinum Metallic

All Steelcase seating with standard upholstery fabrics complies with requirements of the State of California Technical Bulletin 117. All standard seating is labeled to be in compliance with California 117.

Programs & Services

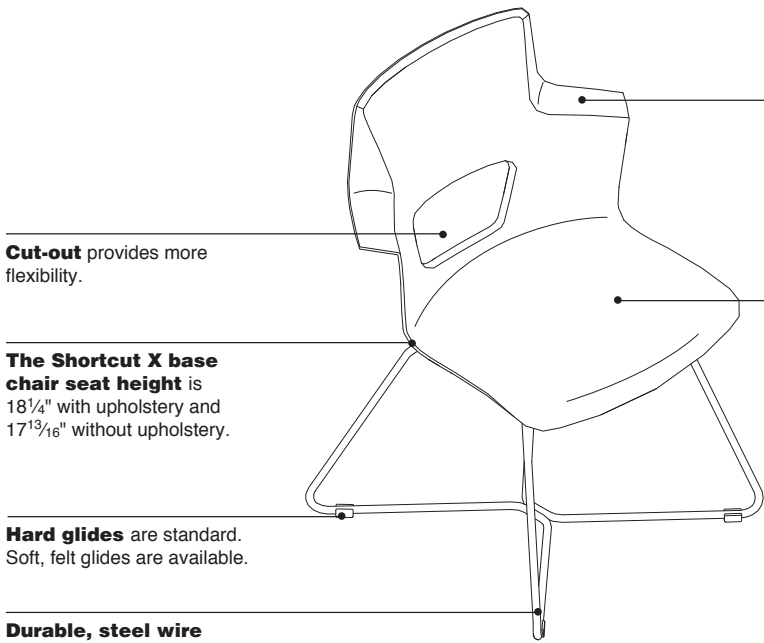
Local codes may have special requirements for upholstery.

Dimensions

► Page 130

Shortcut X Base and Shortcut Wood

► Specifying, pages 135–137



Cut-out provides more flexibility.

The Shortcut X base chair seat height is 18³/₄" with upholstery and 17¹³/₁₆" without upholstery.

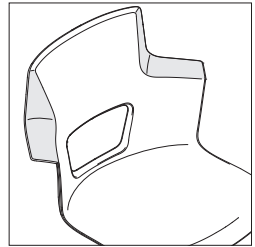
Hard glides are standard. Soft, felt glides are available.

Durable, steel wire frame is lightweight.

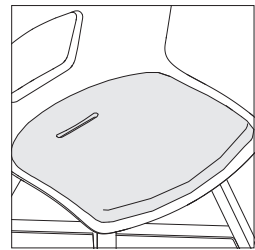
Abbreviated arms allow users to pull up to a work-surface with ease.

The Shortcut shell is made of polypropylene plastic.


Adjustment Features



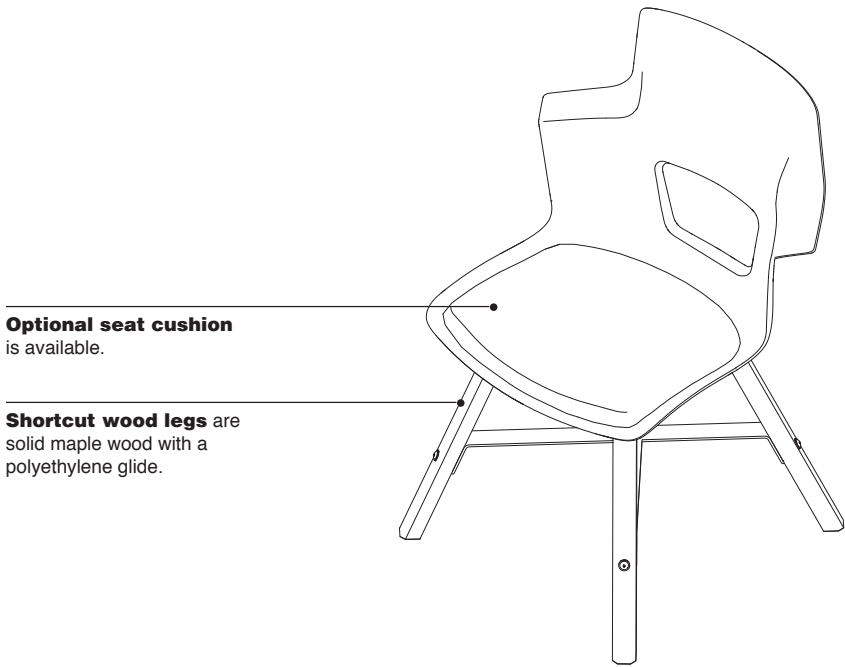
Elbow rests are abbreviated to stay out of the way as the user gets closer to the worksurface and supports a wide range of postures.



Cushion option is available for extra support and comfort.



The Shortcut X base stool seat height is 29³/₈" with upholstery and 28¹/₁₆" without upholstery.



Optional seat cushion is available.

Shortcut wood legs are solid maple wood with a polyethylene glide.

Surface Materials

▶ See surface materials on page 606 for specific availability or refer to the *Surface Materials Reference Manual* for further information.

Shortcut X Base

Upholstery

- Fabric
- Leather
- Elmosoft leather
- Select Surfaces leather
- COM (Customer's Own Material)
- COL (Customer's Own Leather)

Shell

- Plastic

Base

- Paint
- ▶ For Surface Materials matrices for all product lines, see page 610

Shortcut Wood

Upholstery

- Fabric
- Leather
- Elmosoft
- COM (Customer's Own Material)
- COL (Customer's Own Leather)

Shell

- Plastic

Legs

- V1AC Natural Cherry
- V1AM Clear Maple
- VICC Medium Amber Cherry
- V1EW Dark Walnut

Brackets

- Paint
- Accent Paint
- PerfectMatch Paint

All Steelcase seating with standard upholstery fabrics complies with requirements of the State of California Technical Bulletin 117. All standard seating is labeled to be in compliance with California 117.

Programs & Services

Local codes may have special requirements for upholstery.

Dimensions

▶ Page 130

Shortcut with Tripod Base

► Specifying, page 138

Abbreviated arms allow users to pull up to a worksurface with ease.

Cut-out provides more flexibility.

360°-swivel mechanism is standard.

Backpack storage area is standard.

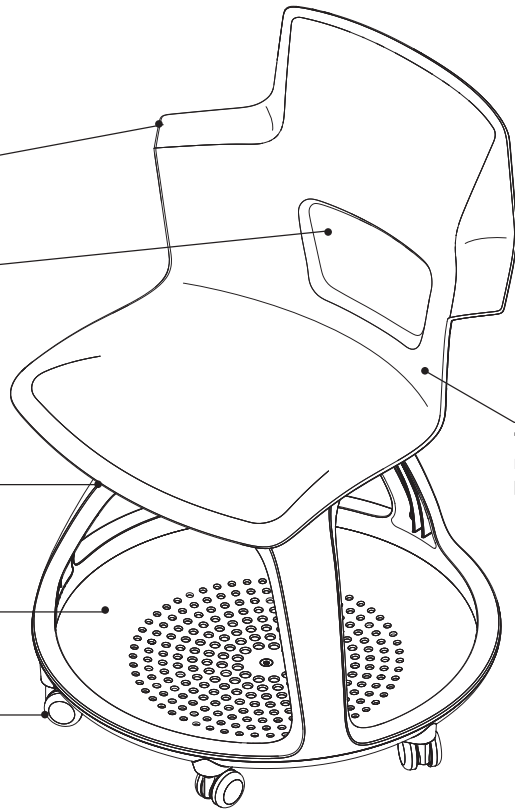
Casters have hard dual wheels that roll smoothly on carpets. Soft dual-wheel casters are available for use on hard floors.

Tablet stand is available on all personal worksurfaces and supports tablets and smart phones.

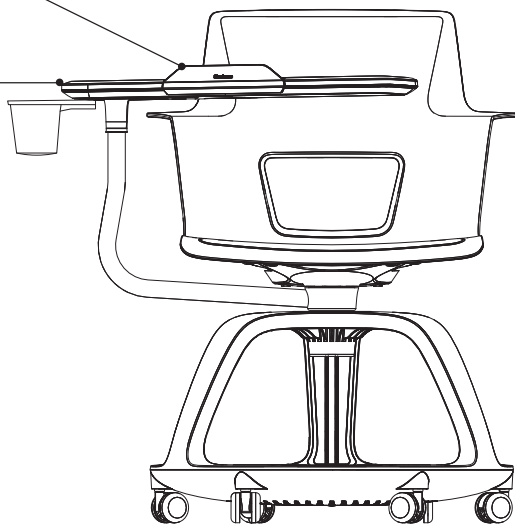
Personal worksurface moves independently of seat shell and base.

Personal worksurface is mounted on the right but appropriate for both right- and left-hand users.

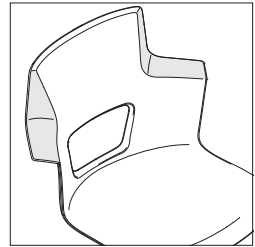
Personal worksurface is depth adjustable for large and small users and allows for ingress/egress.




The Shortcut shell is made of polypropylene plastic.



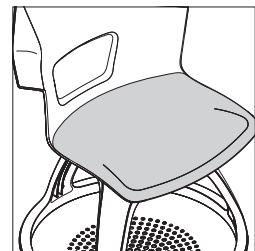
Product Details



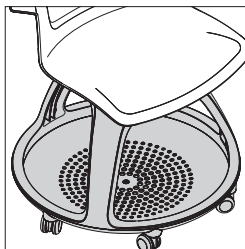
Elbow rests are abbreviated to stay out of the way as the user gets closer to the worksurface and supports a wide range of postures.



Personal worksurface is mounted on user's right, and designed to accommodate left- and right-handed users. It is 12"D x 22 1/4"W and features a safety stop to help prevent belongings and laptops from easily sliding off back edge. It is designed to be level when in use and may appear to have a slight upward angle when not in use.




Cushion options are available for extra support and comfort.



Tripod base reclaims the space under the seat. The space is 1.7 cu/ft and allows for backpack or personal belongings to be stored.

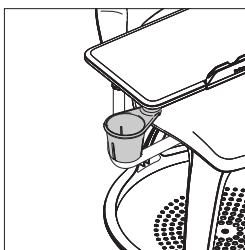
Adjustment Features

360° fixed height swivel mechanism on tripod base models allows students to remain oriented to instructor, presentation materials, and other students.

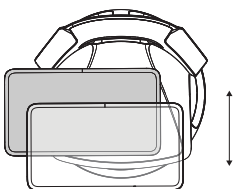


Tablet stand is available on chairs with personal worksurfaces. The stand supports tablets and smart phones in both portrait and landscape positions, making content easy to view and freeing up space on the worksurface for other materials.

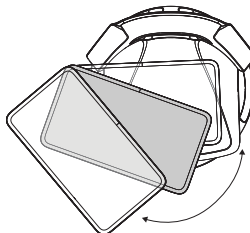
Tip: Devices are not secure in tablet stand when moved.



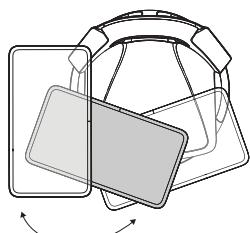
Cup holder is available as an option on Shortcut chairs with personal worksurfaces. It is retractable under the worksurface when not in use.



Personal worksurface depth adjustment range is 6" to 16¼". Measurement is from lumbar to worksurface.



Personal worksurface pivot range is 48°.



Personal worksurface center pivot is 100°. The center pivot range is measured from the closest position to the furthest position from the user.

Surface Materials

▶ See surface materials on page 606 for specific availability or refer to the *Surface Materials Reference Manual* for further information.

Shell

- Plastic

Upholstery

- Fabric
- Leather
- Elmosoft leather
- Select Surfaces leather
- COM (Customer's Own Material)
- COL (Customer's Own Leather)

Tripod base

- 6249 Platinum Solid
- 6295 Near Black
- 6337 Element

Storage tray/bottom of tripod base

- Sterling dark solid only

Personal worksurface

- 6053 Seagull
- 6249 Platinum Solid
- 6295 Near Black
- 6337 Element
- 6654 Sand

Casters

- Black

Glides

- Sterling dark solid only

Tablet stand

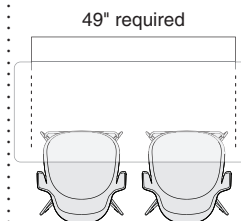
- Sterling dark solid only

Paint for metal components

- 0835 Black
- 4140 Arctic White
- 4799 Platinum Metallic

Dimensions

▶ Page 130



The backpack storage area and overall chair width require 23¾" of continuous floor space when used with tables. The minimum distance between table bases is 49" to allow two chairs to be pushed under the worksurface.

Planning with Shortcut

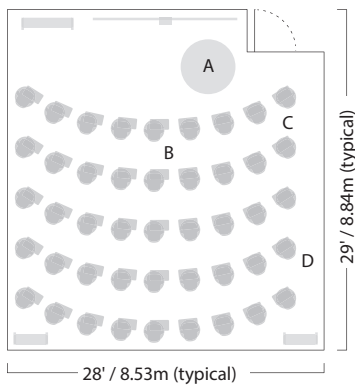
For Classroom Environments

Pedagogy, technology and space, when carefully considered and intentionally designed, can establish new protocols for advanced learning solutions.

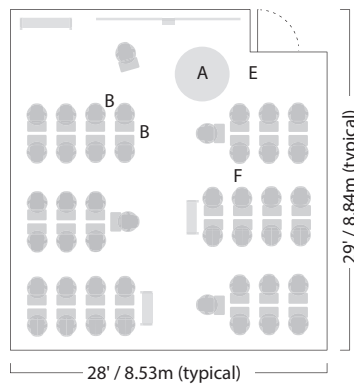
Planning Tips

- 1 Illustrate multiple modes for each drawing to:
 - a) ensure enough space is available for each reconfiguration
 - b) allow the user to understand what's possible
 - c) ensure that sight lines are maintained when the furniture is moved
 - d) confirm that jurisdictional codes are followed for each layout (eg: International Building Code, American Disability Act, etc.)
- 2 Give permission to act differently by including wall guard and enough space to move, supporting simultaneous multi-modal activities.
- 3 Provide both analogue and digital tools in the solution such as whiteboards, personal whiteboards, interactive whiteboards or media:scape.
- 4 Address the needs of classroom and personal storage for both students and teachers. Incorporate this information into each mode to ensure space is adequate.
- 5 Include zones for mentoring, assessment, and/or coaching for teacher-to-student and/or student-to-student interaction.
- 6 Annotate the drawings with design principles to confirm they are being addressed.

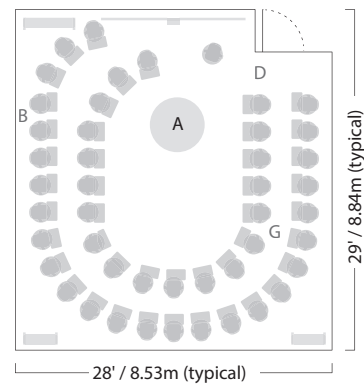
Lecture Mode



Group Mode



Discussion Mode



This example: 18* sq. ft. or 1.68 sq. meters per person. *For K-12 applications, See Table 1004.1.1 Maximum Floor Area Allowances per Occupant, 2009 International Building Code.

- A — 60"/1.52m (ADA)
- B — 12"/0.3m
- C — 18"-24"/0.46-0.61m (aisle)
- D — 36"/0.91m (egress)
- E — 60"/1.52m (egress)
- F — 38"/0.97m (aisle)
- G — 18"-36"/0.46-0.91m (aisle)

Dimensions

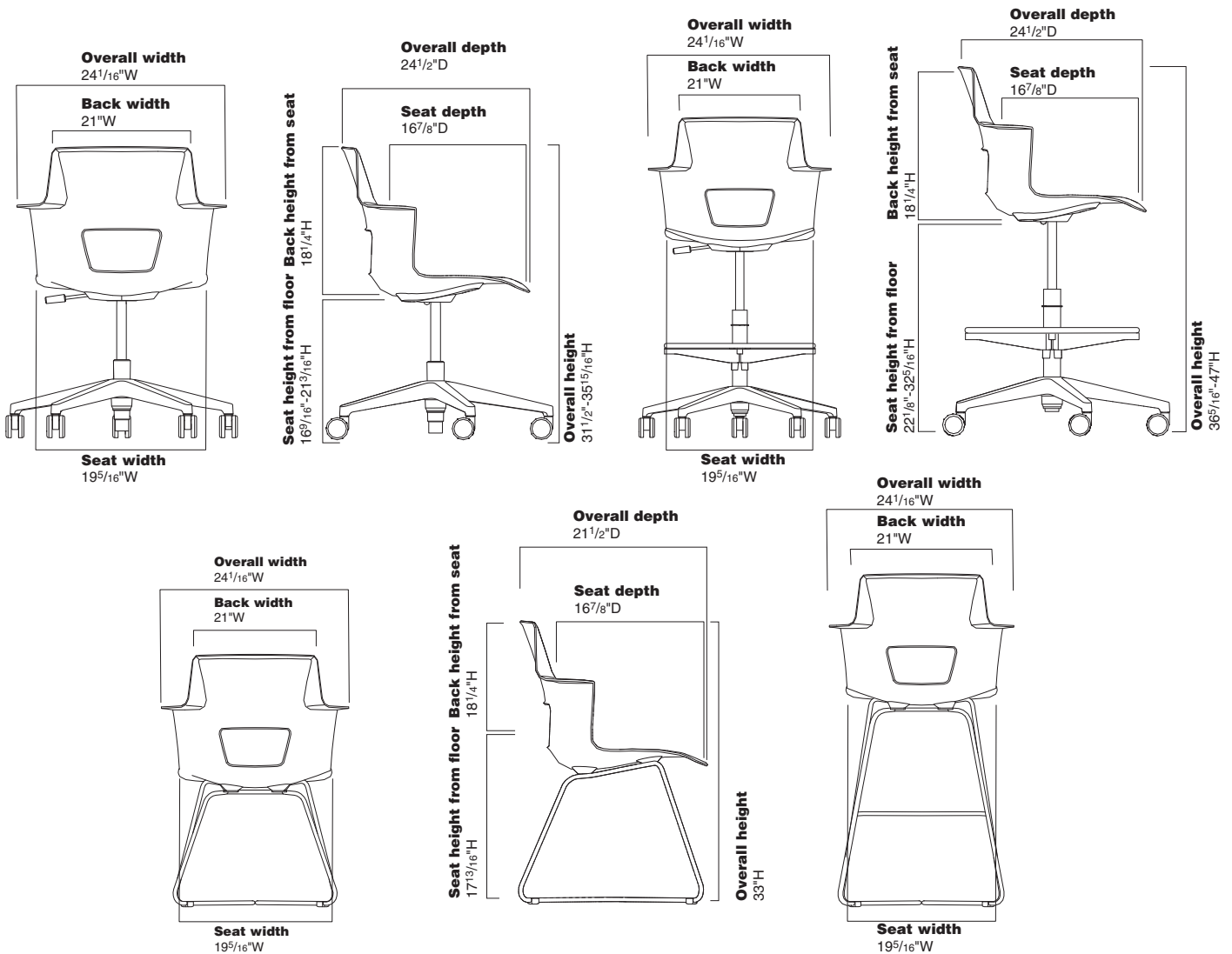
Shortcut

• Features • Overall Depth • Width • Height • Seat Depth • Seat Width • Seat Height from Floor

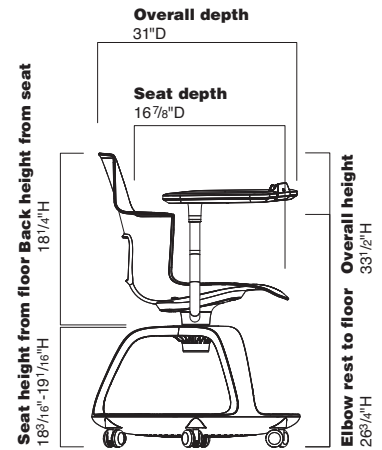
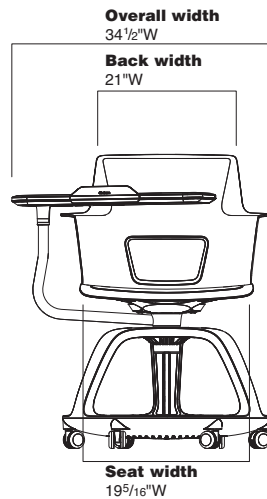
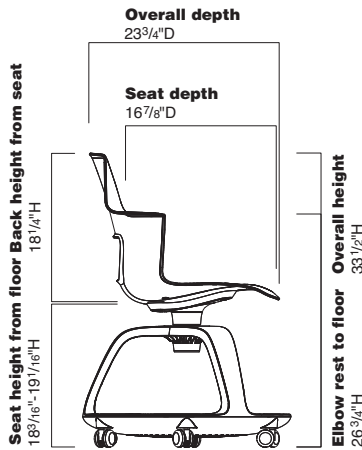
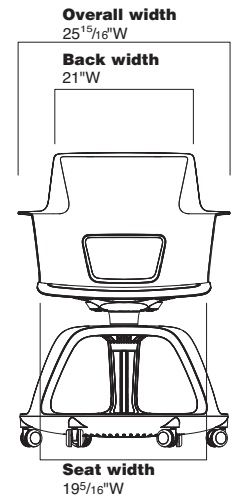
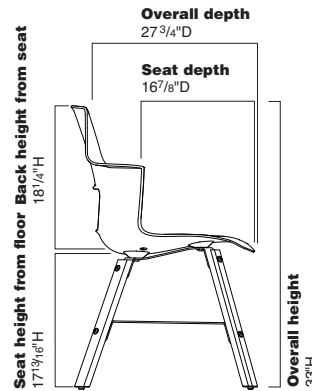

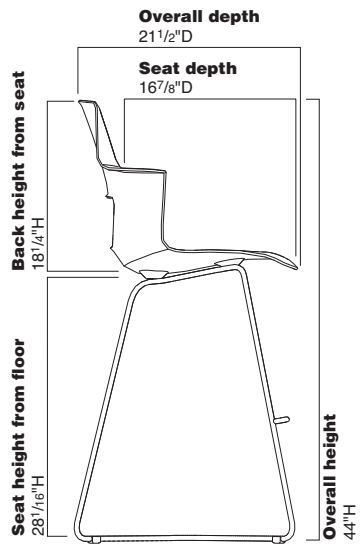
Shortcut

Multipurpose Seating

Five-Arm Base Chair	24½"	24⅛"	31½"-35⅛"	16⅞"	19⅝"	16⅞"-21⅜"
Five-Arm Base Stool	24½"	24⅛"	36⅛"-47"	16⅞"	19⅝"	22⅛"-32⅝"
Five-Arm Base with Personal Worksurface	24½"	34½"	31¾"-37¾"	16⅞"	19⅝"	16⅞"-21⅜"
X Base Chair	21½"	24⅛"	33"	16⅞"	19⅝"	17⅜"
X Base Stool	21½"	24⅛"	44"	16⅞"	19⅝"	28⅛"
Wood Chair	27¾"	24⅛"	33"	16⅞"	19⅝"	17⅜"
Chair with Tripod Base	23¾"	25⅛"	33½"	16⅞"	19⅝"	18⅜" (19⅛")
Chair with Tripod Base and Personal Worksurface	31"	34½"	33½"	16⅞"	19⅝"	18⅜" (19⅛")



Back Width	Back Height from Seat	Back Lumbar Height	Seat Pan Angle	Angle Between Seat and Back	Width Between Elbow Rest	Elbow Rest to Floor
21"	18¼"	9¼"	8.3°	within 0–4°	21"	N.A.
21"	18¼"	9¼"	8.3°	within 0–4°	21"	N.A.
21"	18¼"	9¼"	8.3°	within 0–4°	21"	N.A.
21"	18¼"	9¼"	8°	within 0–4°	21"	26¼"
21"	18¼"	9¼"	8°	within 0–4°	21"	37¼"
21"	18¼"	9¼"	5–8°	within 0–4°	21"	26¼"
21"	18¼"	9¼"	8.3°	within 0–4°	21"	26¾"
21"	18¼"	9¼"	8.3°	within 0–4°	21"	26¾"



Shortcut

Five-Arm Base Chair



Tip: Hard dual-wheel casters are for use on carpet. Use on hard surfaces, including floor mats, will affect chair stability and may result in personal injury.

Tip: Upholstery is only applicable if seat cushion is a selected option.

Tip: Craft in upholstery cautions the use of stripes and patterns on Shortcut. Please use fabric database when specifying.

Tip: Casters default to coordinate with base color.

Standard Includes		Required to Specify
<ul style="list-style-type: none"> ▶ Need help? Product details, page 120 	<ul style="list-style-type: none"> • Seat shell: plastic • Five-arm base: 6205 Black plastic • Pneumatic seat height • Hard dual-wheel casters: 6205 Black • Shipped ready to assemble • Meets Cal. 117 requirements 	<ol style="list-style-type: none"> 1 Style number 2 Color number for base 3 Plastic color number for shell 4 Options, if selected (see below) <ul style="list-style-type: none"> ▶ See <i>Surface Materials</i>, page 606.

Options		U.S. Price	Required to Specify
Seat Cushion	• Cushion	+\$215	Specify <i>with cushion</i> and specify fabric color number.
Surface Materials	Upholstery		Specify fabric color number. Specify fabric color number. Specify fabric color number. Specify fabric color number. Specify fabric color number. Specify fabric color number. Specify fabric color number. Specify fabric color number. Specify fabric color number. Specify fabric color number. Specify leather color number. ▶ See <i>Surface Materials Reference Manual</i> . Specify Elmosoft color number. ▶ See <i>Surface Materials Reference Manual</i> . ▶ See <i>Surface Materials Reference Manual</i> . ▶ See <i>Surface Materials Reference Manual</i> .
	• Fabric price group 1	No cost	
	• Fabric price group 2	+\$ 16	
	• Fabric price group 3	+\$ 37	
	• Fabric price group 4	+\$ 53	
	• Fabric price group 5	+\$ 62	
	• Fabric price group 6	+\$ 77	
	• Fabric price group 7	+\$ 94	
	• Fabric price group 8	+\$113	
	• Fabric price group 9	+\$140	
• Fabric price group 10	+\$162		
• Steelcase leather	+\$136		
• Select Surfaces leather price group 1	+\$136		
• Elmosoft leather	+\$160		
• Select Surfaces leather price group 2	+\$160		
• Customer's Own Material (COM)	+\$ 56		
• Customer's Own Leather (COL)	+\$ 56		
	Base		Specify <i>with 4140 Arctic White Gloss</i> . Specify <i>with 4799 Platinum Metallic</i> .
	• Arctic white gloss	+\$ 56	
	• Platinum metallic	+\$ 56	
	Shell		Specify plastic color number. Specify plastic color number.
	• Plastic price group 1	No cost	
	• Plastic price group 2	+\$ 53	
Casters	• Hard casters	No cost	Specify <i>with hard casters</i> .
	• Soft dual-wheel casters for use on hard floors	+\$ 47	Specify <i>with soft casters</i> .
Glides	• Non-marring plastic glides	+\$ 47	Specify <i>with glides</i> .

Specification Information	
Style Number	U.S. Base Price
TS31201A	\$647

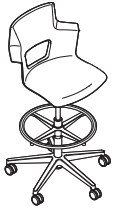
▶ Detailed dimensions, page 130



For Canadian Pricing
 Multiply U.S. Price by the Canadian price factor.
 ▶ See page 1 for details.

Shortcut

Five-Arm Base Stool



Tip: Hard dual-wheel casters are for use on carpet. Use on hard surfaces, including floor mats, will affect chair stability and may result in personal injury.

Tip: Upholstery is only applicable if seat cushion is a selected option.

Tip: Craft in upholstery cautions the use of stripes and patterns on Shortcut. Please use fabric database when specifying.

Standard Includes		Required to Specify
<ul style="list-style-type: none"> ▶ Need help? Product details, page 120 	<ul style="list-style-type: none"> • Seat shell: plastic • Five-arm base: 6205 Black plastic • Pneumatic seat height • Hard dual-wheel casters: 6205 Black • Shipped ready to assemble • Meets Cal. 117 requirements 	<ol style="list-style-type: none"> 1 Style number 2 Color number for base 3 Plastic color number for shell 4 Options, if selected (see below) <ul style="list-style-type: none"> ▶ See <i>Surface Materials</i>, page 606.

Options	U.S. Price	Required to Specify
Seat Cushion	• Cushion +\$215	Specify <i>with cushion</i> and specify fabric color number.
Surface Materials	Upholstery <ul style="list-style-type: none"> • Fabric price group 1 No cost • Fabric price group 2 +\$ 16 • Fabric price group 3 +\$ 37 • Fabric price group 4 +\$ 53 • Fabric price group 5 +\$ 62 • Fabric price group 6 +\$ 77 • Fabric price group 7 +\$ 94 • Fabric price group 8 +\$113 • Fabric price group 9 +\$140 • Fabric price group 10 +\$162 • Steelcase leather +\$136 • Select Surfaces leather price group 1 +\$136 • Elmosoft leather +\$160 • Select Surfaces leather price group 2 +\$160 • Customer's Own Material (COM) +\$ 56 • Customer's Own Leather (COL) +\$ 56 Base <ul style="list-style-type: none"> • Arctic white gloss +\$ 56 • Platinum metallic +\$ 56 Shell <ul style="list-style-type: none"> • Plastic price group 1 No cost • Plastic price group 2 +\$ 53 	Specify fabric color number. Specify fabric color number. Specify fabric color number. Specify fabric color number. Specify fabric color number. Specify fabric color number. Specify fabric color number. Specify fabric color number. Specify fabric color number. Specify fabric color number. Specify fabric color number. Specify leather color number. ▶ See <i>Surface Materials Reference Manual</i> . Specify Elmosoft color number. ▶ See <i>Surface Materials Reference Manual</i> . ▶ See <i>Surface Materials Reference Manual</i> . ▶ See <i>Surface Materials Reference Manual</i> .
Casters	<ul style="list-style-type: none"> • Hard casters No cost • Soft dual-wheel casters +\$ 47 for use on hard floors 	Specify <i>with hard casters</i> . Specify <i>with soft casters</i> .
Glides	• Non-marring plastic glides +\$ 47	Specify <i>with glides</i> .

Specification Information	
Style Number	U.S. Base Price
TS31202B	\$916

▶ Detailed dimensions, page 130

For Canadian Pricing
 Multiply U.S. Price by the Canadian price factor.
 ▶ See page 1 for details.

Shortcut

Five-Arm Base Chair with Personal Worksurface



Tip: Hard dual-wheel casters are for use on carpet. Use on hard surfaces, including floor mats, will affect chair stability and may result in personal injury.

Tip: Upholstery is only applicable if seat cushion is a selected option.

Tip: Craft in upholstery cautions the use of stripes and patterns on Shortcut. Please use fabric database when specifying.

Tip: Metal components include shell bracket and personal worksurface arm that default to match the base finish.

Tip: Casters default to coordinate with base color.

► Detailed dimensions, page 130



For Canadian Pricing
Multiply U.S. Price by the Canadian price factor.
► See page 1 for details.

Standard Includes		Required to Specify
► Need help? Product details, page 122	<ul style="list-style-type: none"> • Seat shell: plastic • Five-arm base: 6205 Black plastic • Pneumatic seat height • Hard dual-wheel casters: 6205 Black • Metal components: paint • Swivel seat • Personal Worksurface: plastic • Shipped ready to assemble • Meets Cal. 117 requirements 	<ol style="list-style-type: none"> 1 Style number 2 Color number for base 3 Plastic color number for shell 4 Paint for metal components 5 Plastic color number for Personal Worksurface 6 Options, if selected (see below) <p>► See <i>Surface Materials</i>, page 606.</p>

	Options	U.S. Price	Required to Specify
Seat Cushion	• Cushion	+\$215	Specify <i>with cushion</i> and specify fabric color number.
Surface Materials	<p>Upholstery</p> <ul style="list-style-type: none"> • Fabric price group 1 • Fabric price group 2 • Fabric price group 3 • Fabric price group 4 • Fabric price group 5 • Fabric price group 6 • Fabric price group 7 • Fabric price group 8 • Fabric price group 9 • Fabric price group 10 • Steelcase leather • Select Surfaces leather price group 1 • Elmosoft leather • Select Surfaces leather price group 2 • Vinyl • Customer's Own Material (COM) • Customer's Own Leather (COL) <p>Base</p> <ul style="list-style-type: none"> • Arctic white gloss • Platinum metallic <p>Shell</p> <ul style="list-style-type: none"> • Plastic price group 1 • Plastic price group 2 	<ul style="list-style-type: none"> No cost +\$ 16 +\$ 37 +\$ 53 +\$ 62 +\$ 77 +\$ 94 +\$113 +\$140 +\$162 +\$136 +\$136 +\$160 +\$160 +\$ 16 +\$ 56 +\$ 56 +\$ 56 +\$ 56 	<ul style="list-style-type: none"> Specify fabric color number. Specify fabric color number. Specify fabric color number. Specify fabric color number. Specify fabric color number. Specify fabric color number. Specify fabric color number. Specify fabric color number. Specify fabric color number. Specify fabric color number. Specify leather color number. ► See <i>Surface Materials Reference Manual</i>. Specify Elmosoft color number. ► See <i>Surface Materials Reference Manual</i>. Specify vinyl color number. ► See <i>Surface Materials Reference Manual</i>. ► See <i>Surface Materials Reference Manual</i>. Specify <i>with 4140 Arctic White Gloss</i>. Specify <i>with 4799 Platinum Metallic</i>. Specify plastic color number. Specify plastic color number.
Cup Holder	• Cup holder	+\$ 52	Specify <i>with cup holder</i> .
Tablet Stand	• Tablet stand	+\$ 52	Specify <i>with tablet stand</i> .
Casters	<ul style="list-style-type: none"> • Hard casters • Soft dual-wheel casters for use on hard floors 	<ul style="list-style-type: none"> No cost +\$ 47 	<ul style="list-style-type: none"> Specify <i>with hard casters</i>. Specify <i>with soft casters</i>.
Glides	• Non-marring plastic glides	+\$ 47	Specify <i>with glides</i> .

Specification Information	
Style Number	U.S. Base Price
TS31209A	\$1000

Shortcut

X Base Chair



Shortcut

Standard Includes		Required to Specify
▶ Need help? Product details, page 124	<ul style="list-style-type: none"> • Seat shell: plastic • Steel wire frame base: paint price group 1 • Standard glides • Ships fully assembled • Meets Cal. 117 requirements 	<ol style="list-style-type: none"> 1 Style number 2 Paint color number for base 3 Plastic color number for shell 4 Options, if selected (see below) <p>▶ See <i>Surface Materials</i>, page 606.</p>

Options	U.S. Price	Required to Specify	
Seat Cushion	• Cushion	+\$215	Specify <i>with cushion</i> and specify fabric color number.

Tip: Upholstery is only applicable if seat cushion is a selected option.

Tip: Craft in upholstery cautions the use of stripes and patterns on Shortcut. Please use fabric database when specifying.

Surface Materials	Upholstery	U.S. Price	Required to Specify
	• Fabric price group 1	No cost	Specify fabric color number.
	• Fabric price group 2	+\$ 16	Specify fabric color number.
	• Fabric price group 3	+\$ 37	Specify fabric color number.
	• Fabric price group 4	+\$ 53	Specify fabric color number.
	• Fabric price group 5	+\$ 62	Specify fabric color number.
	• Fabric price group 6	+\$ 77	Specify fabric color number.
	• Fabric price group 7	+\$ 94	Specify fabric color number.
	• Fabric price group 8	+\$113	Specify fabric color number.
	• Fabric price group 9	+\$140	Specify fabric color number.
	• Fabric price group 10	+\$162	Specify fabric color number.
	• Steelcase leather	+\$136	Specify fabric color number.
	• Select Surfaces leather price group 1	+\$136	Specify leather color number.
	• Elmosoft leather	+\$160	▶ See <i>Surface Materials Reference Manual</i> .
	• Select Surfaces leather price group 2	+\$160	Specify Elmosoft color number.
	• Customer's Own Material (COM)	+\$ 56	▶ See <i>Surface Materials Reference Manual</i> .
	• Customer's Own Leather (COL)	+\$ 56	▶ See <i>Surface Materials Reference Manual</i> .

Base	U.S. Price	Required to Specify
• Paint price group 1	No cost	Specify paint color number.
• Paint price group 2	+\$ 56	Specify paint color number.
• Paint price group 3	+\$ 86	Specify paint color number.

Shell	U.S. Price	Required to Specify
• Plastic price group 1	No cost	Specify plastic color number.
• Plastic price group 2	+\$ 53	Specify plastic color number.

Glides	U.S. Price	Required to Specify
• Soft, felt glides	No cost	Specify <i>with soft, felt glides</i> .

Specification Information

Style Number	U.S. Base Price
TS31204A	\$582

▶ Detailed dimensions, page 130

 **For Canadian Pricing**
Multiply U.S. Price by the Canadian price factor.
▶ See page 1 for details.

Shortcut

X Base Stool



Tip: Upholstery is only applicable if seat cushion is a selected option.

Tip: Craft in upholstery cautions the use of stripes and patterns on Shortcut. Please use fabric database when specifying.

Standard Includes		Required to Specify
<ul style="list-style-type: none"> ▶ Need help? Product details, page 124 	<ul style="list-style-type: none"> • Seat shell: plastic • Steel wire frame base: paint price group 1 • Standard glides • Ships fully assembled • Meets Cal. 117 requirements 	<ol style="list-style-type: none"> 1 Style number 2 Paint color number for base 3 Plastic color number for shell 4 Options, if selected (see below) <ul style="list-style-type: none"> ▶ See <i>Surface Materials</i>, page 606.

Options	U.S. Price	Required to Specify
Seat Cushion	• Cushion +\$215	Specify <i>with cushion</i> and specify fabric color number.

Surface Materials	Upholstery	U.S. Price	Required to Specify
	• Fabric price group 1	No cost	Specify fabric color number.
	• Fabric price group 2	+\$ 16	Specify fabric color number.
	• Fabric price group 3	+\$ 37	Specify fabric color number.
	• Fabric price group 4	+\$ 53	Specify fabric color number.
	• Fabric price group 5	+\$ 62	Specify fabric color number.
	• Fabric price group 6	+\$ 77	Specify fabric color number.
	• Fabric price group 7	+\$ 94	Specify fabric color number.
	• Fabric price group 8	+\$113	Specify fabric color number.
	• Fabric price group 9	+\$140	Specify fabric color number.
	• Fabric price group 10	+\$162	Specify fabric color number.
	• Steelcase leather	+\$136	Specify leather color number.
	• Select Surfaces leather price group 1	+\$136	▶ See <i>Surface Materials Reference Manual</i> .
	• Elmosoft leather	+\$160	Specify Elmosoft color number.
	• Select Surfaces leather price group 2	+\$160	▶ See <i>Surface Materials Reference Manual</i> .
	• Customer's Own Material (COM)	+\$ 56	▶ See <i>Surface Materials Reference Manual</i> .
	• Customer's Own Leather (COL)	+\$ 56	▶ See <i>Surface Materials Reference Manual</i> .

Base	U.S. Price	Required to Specify
• Paint price group 1	No cost	Specify paint color number.
• Paint price group 2	+\$ 56	Specify paint color number.
• Paint price group 3	+\$ 86	Specify paint color number.

Shell	U.S. Price	Required to Specify
• Plastic price group 1	No cost	Specify plastic color number.
• Plastic price group 2	+\$ 53	Specify plastic color number.

Glides	• Soft, felt glides	No cost	Specify <i>with soft, felt glides</i> .
---------------	---------------------	---------	---

Specification Information	
Style Number	U.S. Base Price
TS31205B	\$586

▶ Detailed dimensions, page 130

 **For Canadian Pricing**
 Multiply U.S. Price by the Canadian price factor.
 ▶ See page 1 for details.

Shortcut

Wood Chair



Standard Includes		Required to Specify
<ul style="list-style-type: none"> ▶ Need help? Product details, page 124 	<ul style="list-style-type: none"> • Seat shell: plastic • Solid maple legs: wood stain • Steel brackets: paint group 1 • Standard glides • Ships fully assembled • Meets Cal. 117 requirements 	<ol style="list-style-type: none"> 1 Style number 2 Plastic color number for shell 3 Wood stain color number for legs: <ul style="list-style-type: none"> V1AC Natural Cherry V1AM Clear Maple VICC Medium Amber Cherry V1EW Dark Walnut 4 Paint color number for brackets 5 Options, if selected (see below) <ul style="list-style-type: none"> ▶ See <i>Surface Materials</i>, page 606.

Tip: Upholstery is only applicable if seat cushion is a selected option.

Tip: Craft in upholstery cautions the use of stripes and patterns on Shortcut. Please use fabric database when specifying.

Options	U.S. Price	Required to Specify
Seat Cushion	• Cushion +\$215	Specify <i>with cushion</i> and specify fabric color number.
Surface Materials	<p>Upholstery</p> <ul style="list-style-type: none"> • Fabric price group 1 No cost • Fabric price group 2 +\$ 16 • Fabric price group 3 +\$ 37 • Fabric price group 4 +\$ 53 • Fabric price group 5 +\$ 62 • Fabric price group 6 +\$ 77 • Fabric price group 7 +\$ 94 • Fabric price group 8 +\$113 • Fabric price group 9 +\$140 • Fabric price group 10 +\$162 • Leather +\$136 • Select Surfaces leather price group 1 +\$136 • Elmosoft leather +\$160 • Select Surfaces leather price group 2 +\$160 • Customer's Own Material (COM) +\$ 56 • Customer's Own Leather (COL) +\$ 56 <p>Shell</p> <ul style="list-style-type: none"> • Plastic price group 1 No cost • Plastic price group 2 +\$ 53 <p>Brackets</p> <ul style="list-style-type: none"> • Paint price group 1 No cost • Paint price group 2 +\$ 56 • Paint price group 3 +\$ 86 	<p>Specify fabric color number.</p> <p>Specify fabric color number.</p> <p>Specify fabric color number.</p> <p>Specify fabric color number.</p> <p>Specify fabric color number.</p> <p>Specify fabric color number.</p> <p>Specify fabric color number.</p> <p>Specify fabric color number.</p> <p>Specify fabric color number.</p> <p>Specify fabric color number.</p> <p>Specify leather color number.</p> <ul style="list-style-type: none"> ▶ See <i>Surface Materials Reference Manual</i>. <p>Specify Elmosoft color number.</p> <ul style="list-style-type: none"> ▶ See <i>Surface Materials Reference Manual</i>. <ul style="list-style-type: none"> ▶ See <i>Surface Materials Reference Manual</i>. ▶ See <i>Surface Materials Reference Manual</i>. <p>Specify plastic color number.</p> <p>Specify plastic color number.</p> <p>Specify paint color number.</p> <p>Specify paint color number.</p> <p>Specify paint color number.</p>
Related Products	• Shortcut X Base chair and stool	▶ Pages 135-136


Specification Information	
Style Number	U.S. Base Price
TS31206A	\$1232

▶ Detailed dimensions, page 130

 **For Canadian Pricing**
 Multiply U.S. Price by the Canadian price factor.
 ▶ See page 1 for details.

Shortcut

with Tripod Base



Tip: Metal components include shell bracket and personal worksurface arm if TS31208A is selected.

Tip: Upholstery is only applicable if seat cushion is a selected option.

Tip: Craft in upholstery cautions the use of stripes and patterns on Shortcut. Please use fabric database when specifying.

Tip: Cup Holder and Tablet Stand are only available on Shortcut with a Personal Worksurface.

► Detailed dimensions, page 130



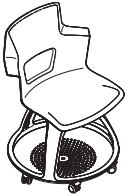
For Canadian Pricing
Multiply U.S. Price by the Canadian price factor.
► See page 1 for details.

Standard Includes		Required to Specify
► Need help? Product details, page 126	<ul style="list-style-type: none"> • Seat shell: plastic • Tripod base: plastic • Metal components: paint • Storage tray: sterling dark solid only • Swivel seat • Personal Worksurface, if TS31208A selected: plastic • Hard casters: black • Ships ready to assemble • Meets Cal. 117 requirements 	<ol style="list-style-type: none"> 1 Style number 2 Plastic color number for shell 3 Plastic color number for tripod base 4 Paint number for metal components: 0835 Black, 4140 Arctic White, 4799 Platinum Metallic 5 Plastic color number for Personal Worksurface, if selected 6 Options, if selected (see below) <p>► See <i>Surface Materials</i>, page 606.</p>

Options	U.S. Price	Required to Specify
Surface Materials		
Upholstery on seat cushion		
• Fabric price group 1	No cost	Specify fabric color number.
• Fabric price group 2	+\$ 16	Specify fabric color number.
• Fabric price group 3	+\$ 37	Specify fabric color number.
• Fabric price group 4	+\$ 53	Specify fabric color number.
• Fabric price group 5	+\$ 62	Specify fabric color number.
• Fabric price group 6	+\$ 77	Specify fabric color number.
• Fabric price group 7	+\$ 94	Specify fabric color number.
• Fabric price group 8	+\$113	Specify fabric color number.
• Fabric price group 9	+\$140	Specify fabric color number.
• Fabric price group 10	+\$162	Specify fabric color number.
• Steelcase leather	+\$136	Specify leather color number.
• Select Surfaces leather price group 1	+\$136	► See <i>Surface Materials Reference Manual</i> .
• Elmosoft leather	+\$160	Specify Elmosoft color number.
• Select Surfaces leather price group 2	+\$160	► See <i>Surface Materials Reference Manual</i> .
• Customer's Own Material (COM)	+\$ 56	► See <i>Surface Materials Reference Manual</i> .
• Customer's Own Leather (COL)	+\$ 56	► See <i>Surface Materials Reference Manual</i> .
Shell		
• Plastic price group 1	No cost	Specify plastic color number.
• Plastic price group 2	+\$ 53	Specify plastic color number.
Seat Cushion	• Cushion +\$215	Specify <i>with cushion</i> and specify fabric color number.
Cup Holder	• On TS31208A +\$ 53	Specify <i>with cup holder</i> .
Tablet Stand	• On TS31208A +\$ 53	Specify <i>with tablet stand</i> .
Casters	• Soft, dual-wheel casters for use on hard floors +\$ 47	Specify <i>with soft casters</i> .
Glides	• Glides: sterling dark solid +\$ 37	Specify <i>with glides</i> .
Related Products	<ul style="list-style-type: none"> • Shortcut Cushions • Shortcut Five-Arm Base Chair and Stool • Shortcut X-Base Chair and Stool 	<ul style="list-style-type: none"> ► Page 140 ► Pages 132–133 ► Pages 135–136

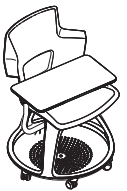
Specification Information

Style Number	U.S. Base Price
--------------	-----------------



Chair with Tripod Base

TS31207A	\$ 719
-----------------	--------



Chair with Tripod Base and Personal Worksurface

TS31208A	\$1036
-----------------	--------

► Detailed dimensions, page 130



For Canadian Pricing

Multiply U.S. Price by the Canadian price factor.

► See page 1 for details.

Shortcut

Cushion



Tip: Cushion can be optioned on when ordering any Shortcut chair or stool, or installed after purchase when ordered separately.

Standard Includes		Required to Specify
▶ Need help? Product details, page 120	<ul style="list-style-type: none"> Cushion: fabric price group 1 Shipped ready to assemble Meets Cal. 117 requirements 	1 Style number 2 Fabric color number for cushion 3 Options, if selected (see below) ▶ See <i>Surface Materials</i> , page 606.

Surface Materials	Options	U.S. Price	Required to Specify
	Upholstery		
	• Fabric price group 1	No cost	Specify fabric color number.
	• Fabric price group 2	+\$ 16	Specify fabric color number.
	• Fabric price group 3	+\$ 37	Specify fabric color number.
	• Fabric price group 4	+\$ 53	Specify fabric color number.
	• Fabric price group 5	+\$ 62	Specify fabric color number.
	• Fabric price group 6	+\$ 77	Specify fabric color number.
	• Fabric price group 7	+\$ 94	Specify fabric color number.
	• Fabric price group 8	+\$113	Specify fabric color number.
	• Fabric price group 9	+\$140	Specify fabric color number.
	• Fabric price group 10	+\$162	Specify fabric color number.
	• Steelcase leather	+\$136	Specify leather color number.
	• Select Surfaces leather price group 1	+\$136	▶ See <i>Surface Materials Reference Manual</i> .
	• Elmosoft leather	+\$160	Specify Elmosoft color number.
	• Select Surfaces leather price group 2	+\$160	▶ See <i>Surface Materials Reference Manual</i> .
	• Customer's Own Material (COM)	+\$ 56	▶ See <i>Surface Materials Reference Manual</i> .
	• Customer's Own Leather (COL)	+\$ 56	▶ See <i>Surface Materials Reference Manual</i> .

Specification Information	
Style Number	U.S. Base Price
TS31203	\$215

▶ Detailed dimensions, page 130








For Canadian Pricing

Multiply U.S. Price by the Canadian price factor.

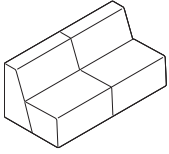
▶ See page 1 for details.

Campfire

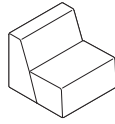
			
Statement of Line	142	Accessories	
		Big Lamp	189
Product Details		Footrest	189
Thought Starters	145	Screens	190
Big Lounge, Half Lounge, Corner Lounge, Ottoman, Pouf, and Wedge	148	Vertical Cord Cover	190
Big Table	152	Receptacles	191
Mobile Storage Cabinet	154		
Paper Table and Personal Table	155	Surface Materials	192
Skate Table and Slim Table	156		
Big Lamp, Footrest, and Screen	158		
			
Lounge			
Lounges	160		
Ganging Brackets	173		
Ottoman	174		
Pouf	175		
Wedge	176		
Big Tables			
Big Tables	177		
Big Tables with Trough	178		
Big Tables with Grommets	179		
Big Tables—Half Depth	180		
Table Accessories	181		
Mobile Storage Cabinets	182		
Occasional Tables			
Paper Table and Accessories	183		
Personal Table	185		
Slim Table	186		
Skate Table	188		

Statement of Line

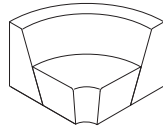
Lounge



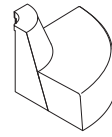
Big Lounge
Understanding
▶ Page 148
Specifying
▶ Pages 160–162



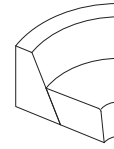
Half Lounge
Understanding
▶ Page 148
Specifying
▶ Pages 163–165



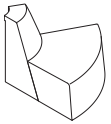
90° Inside Corner Lounge
Understanding
▶ Page 148
Specifying
▶ Pages 166–168



90° Outside Corner Lounge
Understanding
▶ Page 148
Specifying
▶ Pages 166–168



60° Inside Corner Lounge
Understanding
▶ Page 148
Specifying
▶ Pages 170–172



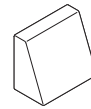
60° Outside Corner Lounge
Understanding
▶ Page 148
Specifying
▶ Pages 170–172



Ottoman
Understanding
▶ Page 148
Specifying
▶ Page 174

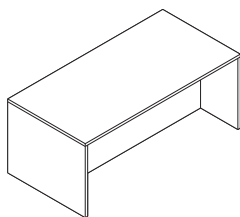


Pouf
Understanding
▶ Page 148
Specifying
▶ Page 175

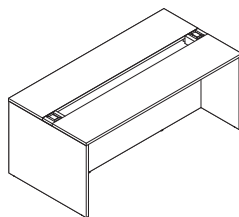
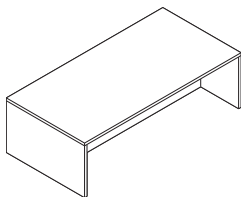


Wedge
Understanding
▶ Page 148
Specifying
▶ Page 176

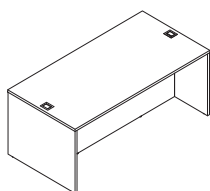
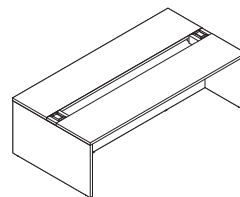
Big Tables



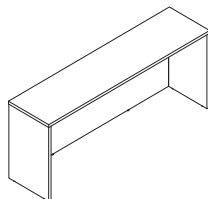
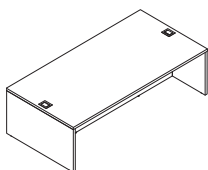
Big Tables
Understanding
▶ Page 152
Specifying
▶ Page 177



Big Tables with Trough
Understanding
▶ Page 152
Specifying
▶ Page 178



Big Tables with Grommets
Understanding
▶ Page 152
Specifying
▶ Page 179



Big Tables — Half Depth
Understanding
▶ Page 152
Specifying
▶ Page 180

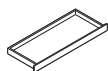
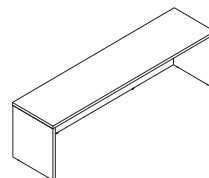
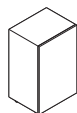


Table Drawer
Understanding
▶ Page 152
Specifying
▶ Page 181



Center Rail
Understanding
▶ Page 153
Specifying
▶ Page 181



Mobile Storage Cabinets
Understanding
▶ Page 154
Specifying
▶ Page 182

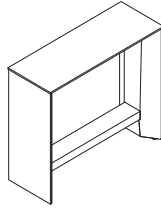
Occasional Tables



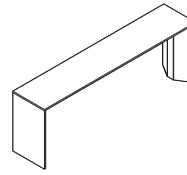
Paper Table
Understanding
▶ Page 155
Specifying
▶ Page 183



Personal Table
Understanding
▶ Page 155
Specifying
▶ Page 185



**Standing Height
Slim Table**
Understanding
▶ Page 156
Specifying
▶ Page 186

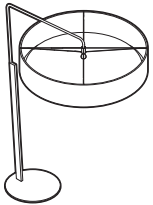


Slim Table
Understanding
▶ Page 156
Specifying
▶ Page 187



Skate Table
Understanding
▶ Page 156
Specifying
▶ Page 188

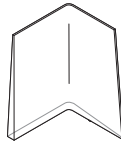
Accessories




Big Lamp
Understanding
▶ Page 158
Specifying
▶ Page 189



Footrest
Understanding
▶ Page 158
Specifying
▶ Page 189



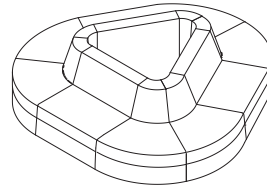
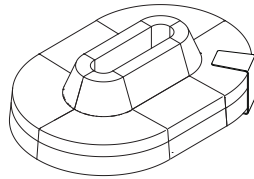
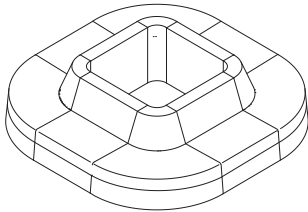
Screens
Understanding
▶ Page 158
Specifying
▶ Page 190



Accessories
Understanding
▶ Page 153
Specifying
▶ Pages 190–191

Thought Starters

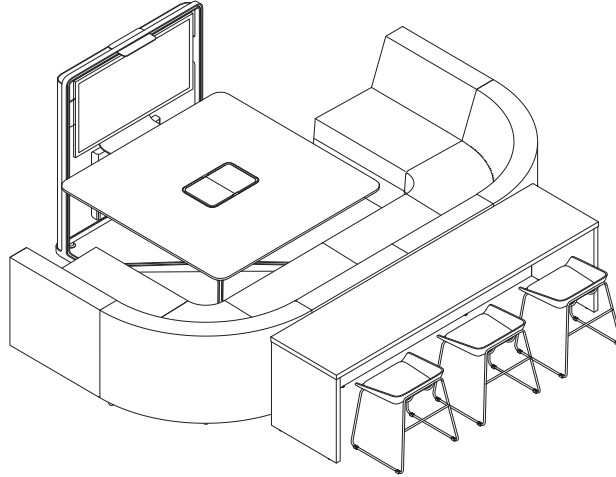
Islands



Quantity	Style Number	Description	Page for Ordering
Square Island			
4	TS3HLW	Campfire Half Lounge—Waterfall	165
4	TS3CROUT90W	Campfire 90° Corner Lounges—Waterfall	169
Oval Island			
2	TS3HLW	Campfire Half Lounge—Waterfall	165
4	TS3CROUT90W	Campfire 90° Corner Lounges—Waterfall	169
1	TS4TWP	Personal Table	161
Triangle Island			
3	TS3HLW	Campfire Half Lounge—Waterfall	165
6	TS3CROUT60W	Campfire 60° Corner Lounges—Waterfall	173

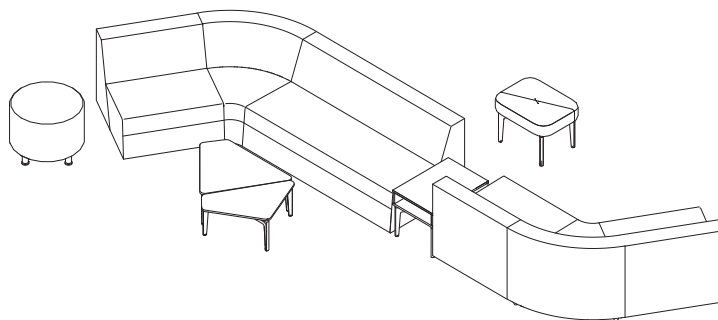
Tip: Island configurations create an open space in the middle due to the rounded backs of the corner lounges.

Collaborative Sharing



Quantity	Style Number	Description	Page for Ordering
1	TS3BCS	Campfire Big Lounge—Seam	161
2	TS3HLS	Campfire Half Lounge—Seam	164
2	TS3CRIN90S	Campfire 90° Corner Lounges—Seam	167
1	TS4TLH28	Campfire Big Table—Half Depth	157
3	TS30704	Scoop Side Chair	▶ See <i>Seating Specification Guide</i> .
1	MT03DS6060T	media:scape Square Desk-Height Table	472

Serpentine



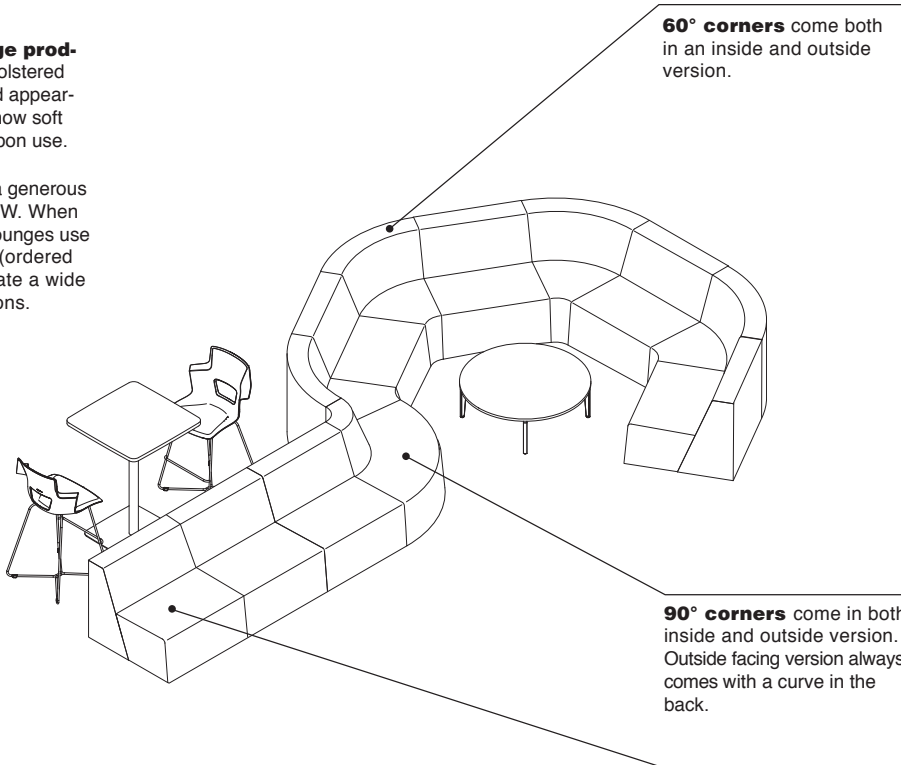
Quantity	Style Number	Description	Page for Ordering
1	TS3BCW	Campfire Big Lounge—Waterfall	162
3	TS3HLW	Campfire Half Lounge—Waterfall	165
2	TS3CRIN60W	Campfire 60° Corner Lounges—Waterfall	173
1	TSBLNT3LEGS	Bassline Small Asymmetrical Table	▶ See <i>Wood Casegoods Specification Guide</i> .
1	TSBLNT3LEGM	Bassline Medium Asymmetrical Table	▶ See <i>Wood Casegoods Specification Guide</i> .
1	TSBLNTBX	Bassline 30"D x 18"H Box Top Table	▶ See <i>Wood Casegoods Specification Guide</i> .
1	TSBLNS1	Bassline One Seat Bench	▶ See <i>Wood Casegoods Specification Guide</i> .
1	TS34401	Alight round	115

Big Lounge, Half Lounge, Corner Lounge, Ottoman, Pouf, and Wedge

Big Lounge, Half Lounge, and Corner Lounges come standard armless with black plastic feet. Available options include single, multiple, or waterfall upholstery. ▶ Specifying, pages 160–174

Campfire Lounge products are fully upholstered and have a relaxed appearance. They may show soft comfort wrinkles upon use.

Half Lounge is a generous seat for one at 33"W. When paired with other lounges use ganging brackets (ordered separately) to create a wide range of applications.

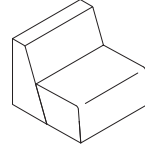
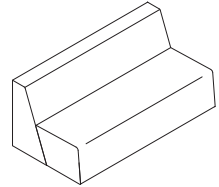


60° corners come both in an inside and outside version.

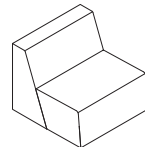
90° corners come in both inside and outside version. Outside facing version always comes with a curve in the back.

Big Lounge is 66"W and provides a comfortable seat for two. Pair with other lounges using ganging brackets (ordered separately) to create a wide range of applications.

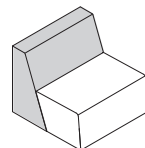
Product Details



Straight seating available in Big Lounge or Half Lounge.



Big and Half Lounges with seams are available as standard styles. (TS3BCS and TS3HLS) Seams come standard on 90° and 60° Corner Lounges. Order Half and Big Lounges with seams when specifying with the corner lounges for a cohesive design aesthetic.

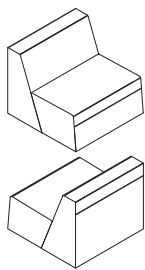


Styles with the "S" suffix, noting they have a seam, can also be ordered in multiple fabric combinations.

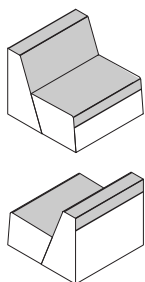
Actual Dimensions

	Big Lounge	Half Lounge	90° Inside Corner Lounge	90° Outside Corner Lounge	60° Inside Corner Lounge	60° Outside Corner Lounge	Ottoman	Pouf	Wedge
Depth	32"	32"	32"	32"	32"	32"		15"	17 ⁷ / ₈ "
Width	66"	33"	54 ¹ / ₂ "	55 ¹ / ₄ "	38 ¹ / ₂ "	39 ¹ / ₄ "	24"	15"	33"
Height	29"	29"	29"	29"	29"	29"	16"	18"	29"
Seat Depth	22"	22"	22"	22"	22"	22"			
Floor to Seat Height	16"	16"	16"	16"	16"	16"			

*Tip: Specify Ottoman with low profile glides to achieve 16"H.

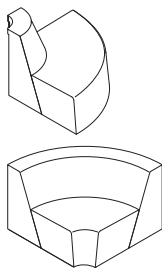


Waterfall option on lounges features upholstery that wraps around the top of the back and cascades over the front edge of the seat.

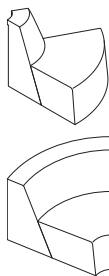


Styles with the "W" suffix, noting they have waterfall upholstery, can also be ordered in a multiple fabric combinations.

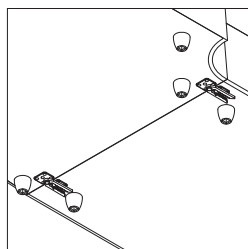
On waterfall lounges with multiple fabrics, only one thread color is used. The thread color that coordinates with the waterfall upholstery will be used on the entire unit.



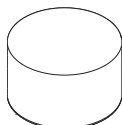
90° Lounges are available outside or inside facing.



60° Lounges are available outside or inside facing.



Corner Lounges connected to other lounges require the ganging brackets (TS3GANGING) ordered separately.

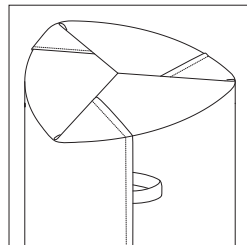


Ottoman ships fully assembled.

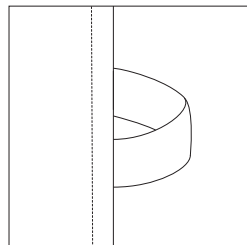
Ottoman is the same as Alight Round Ottoman. The Alight Round Ottoman with the low-profile glide option decreases the seat height from 19" down to 16". It is often shown with Campfire and referred to as Campfire Ottoman. It is being included in the Campfire lounge specifying section for easy reference.
▶ Specifying, page 174

Ottoman supports up to 225 pounds.

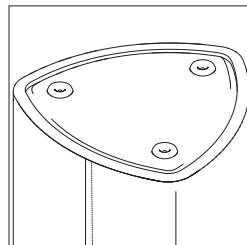
Pouf is designed for quick sits; and its lightweight construction of under eight pounds allows it to be easily moved. Pouf includes a nylon handle for easy carrying and a foam core with a top layer of softer foam for comfortable seating.
▶ Specifying, page 175



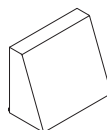
Pouf has a unique design feature that extends down all three sides.



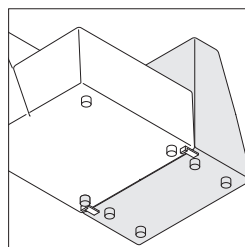
Handle is sewn on the side of the Pouf and is available in multiple colors.



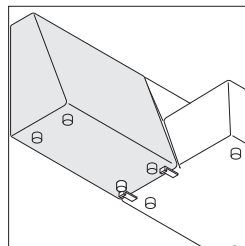
Glides on the bottom of the Pouf are part of a plastic molded base.



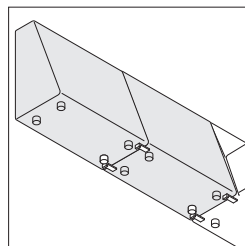
Wedge comes standard with black plastic feet and stability brackets. Independent Wedges and Half Lounges may be positioned into any configuration without moving or removing the stability brackets.
▶ Specifying, page 176



Wedges connected to the side of a Half Lounge would use the stability brackets facing towards the back as they come standard.



Wedges connected to the back of a Half Lounge or in-line with another Wedge would require moving the stability brackets to the side.

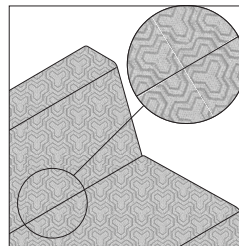


No more than two Wedges can be attached to a single lounge. Wedges can be freestanding, either alone or next to the Big Lounges or Half Lounges.

Surface Materials

Big Lounge, Half Lounge, and Wedge

- Fabric price groups 1-10
- COM



Solid, non-repeat fabrics are recommended for Campfire Lounge settings. Steelcase will not pattern match fabrics which have a distinct repeating pattern. It is recommended to use one of the standard fabrics or patterned COM.

Comfort wrinkles are intended to occur over the time to increase the comfort of Campfire Lounge. Very little maintenance is required to reduce the definition: smooth the cushion fabric with a spreading/wiping motion.

- Pouf**
- Body
 - Fabric

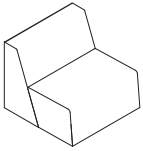
- Base
- Black plastic

- Handle
- Nylon Contrasting Thread
 - UB01 Charcoal
 - UB02 Ash
 - UB03 Powder Blue
 - UB04 Evergreen
 - UB05 Bright Red

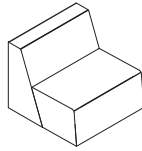
Tip: Contrasting stitching is optional for Pouf and must be specified.

Surface Materials, continued

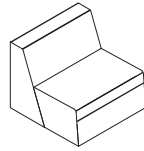
Big Lounges and Half Lounges



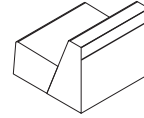
No Seam



Seam



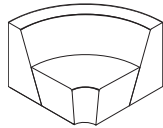
Waterfall (front)



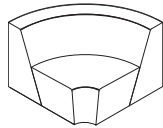
Waterfall (back)

Corner Lounges

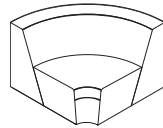
NOT AVAILABLE



No Seam



Seam



Waterfall (front)



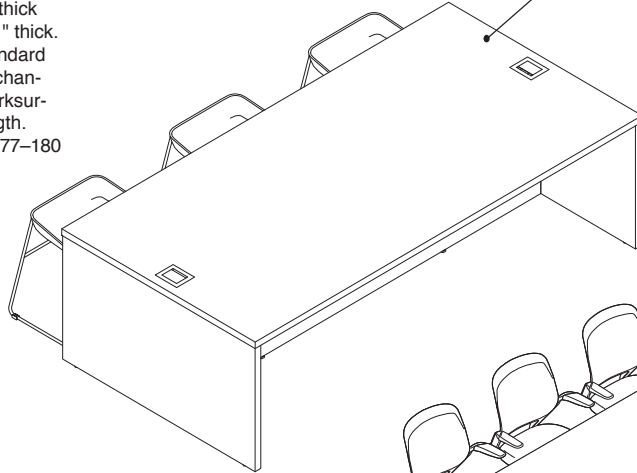
Waterfall (back)

Big Lounge, Half Lounge,
Corner Lounge, Ottoman,
Pouf, and Wedge

Big Table

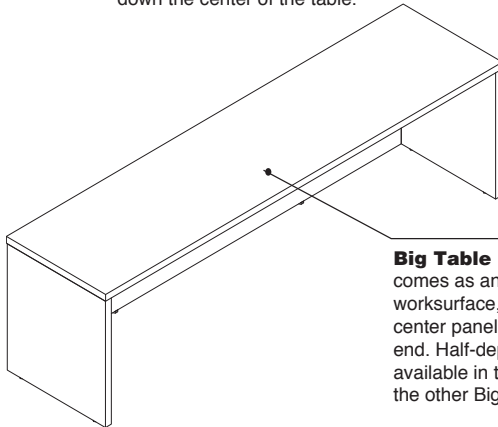
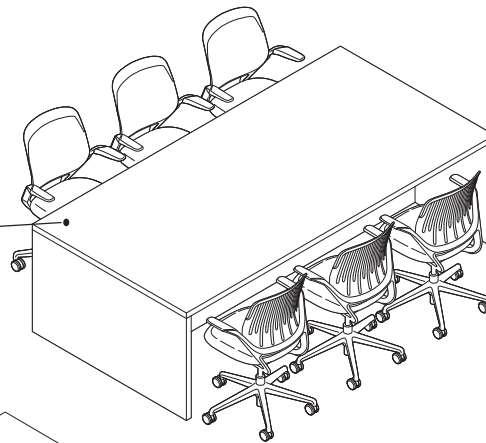
Big Tables are offered in Low-Pressure Laminate, High-Pressure Laminate, and veneer. Table tops and end panels are 1 $\frac{3}{8}$ " thick and center panel is 1" thick. Table top comes standard with two reinforcing channels built into the worksurface for added strength.

► Specifying, pages 177–180



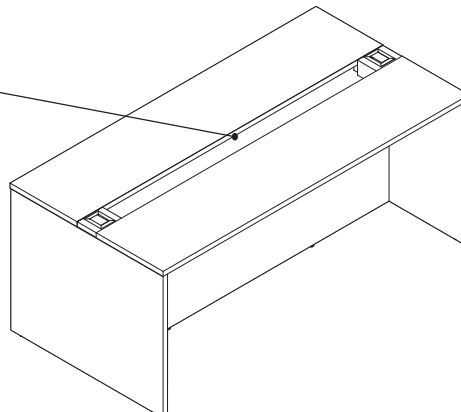
Big Tables are available at seating height of 28" high or standing height of 40" high.

Big Tables are available with an uninterrupted worksurface, uninterrupted worksurface with pop-up power, or Big Tables can be specified with a split worksurface top with a trough that runs down the center of the table.

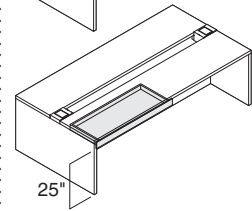
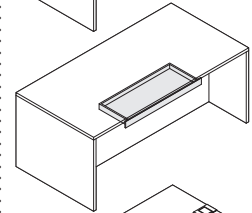
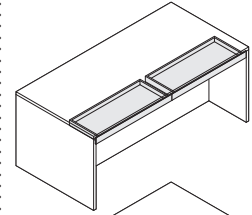


Big Table Half Depth comes as an uninterrupted worksurface, where the center panel is moved to the end. Half-depth tables are available in two heights like the other Big Tables.

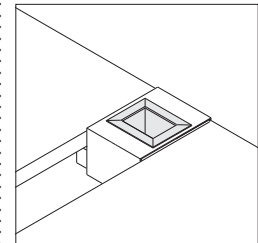
Big Table Trough has a 10" depth, with a 6" open inside the split worksurface and 2" open each side underneath the Big Table worksurface.



Product Details



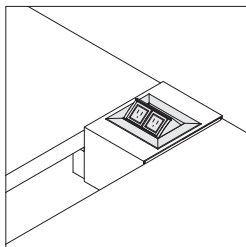
Low-Pressure Laminate Table Drawer is 3"D x 48"W, can be placed in three locations on either side of the Big Table and Big Table with Trough. Trough must be ordered separately. *Tip: When used on a 28"H Big Table knee clearance will be reduced by 3".*



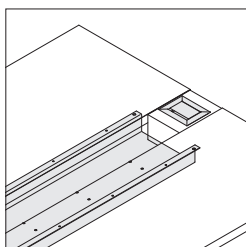
Flip grommets come standard on each end of Big Table with Trough when power is not optioned.

Actual Dimensions

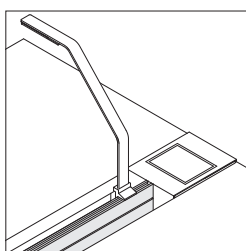
Depth	24" or 48"
Width	96"
Height	28" or 40"



Two Receptacles for power (TS4TPWR) are available in place of the standard grommet on each end.

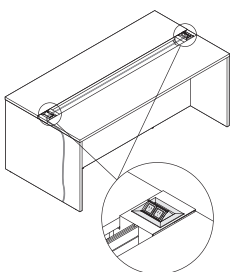


Big Table trough is a painted platinum open steel technology tray that allows for cable management. Either end of the trough comes standard with grommet that has a flip-top panel for access to route cables. Trough comes standard on split worksurface.

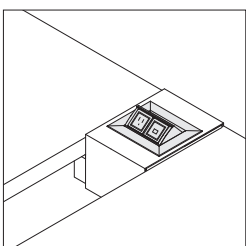


Optional anodized aluminum table Center Rail installs in the table trough and allows for SOTO rail accessories. Can be ordered separately.

Wiring and Cabling



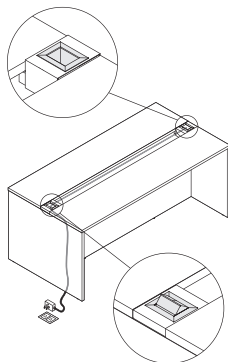
Dual power, data, and USB solutions are available as a standard option or field installed. 15-amp, one-circuit power solution with a 10' cord is standard. TS4TPWR, TS4TPWRD, and TS4TPWRUSB require one building outlet and provide four user outlets. When ordering data TS4TPWRD, user will get one outlet and one data opening on each end.



One receptacle and one data (TS4TPWRD) are available in place of the standard grommet on each end.

Tip: Includes open data port. Communication voice/data jacks are customer provided.

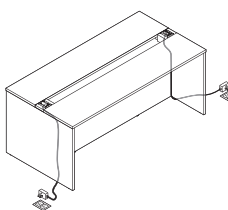
One receptacle and one USB (TS4TPWRUSB) are available in place of the standard grommet on each end.



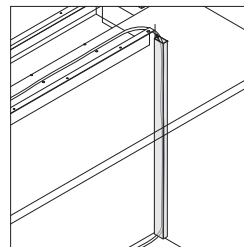
Single power, data, and USB solutions are also available for field installation. They replace one of the standard grommets. 15-amp, one-circuit power solution with a 10' cord is standard. TS4TPWR1 and TS4TPWRD1 provide a lower cost solution that requires one building outlet and provides two user outlets. When ordering data TS4TPWRD1, user will get one outlet and one data opening.

Two receptacle (TS4TPWR1) replaces one of the standard grommets.

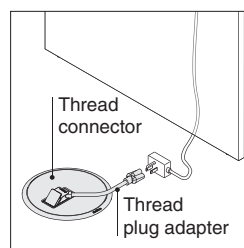
One receptacle/one data (TS4TPWRD1) replaces one of the standard grommets.



When using two single power, data, and USB solutions, a second building outlet is required.



Vertical Cord Covers (TS4TVWM28 and TS4TVWM40) come in two heights, 28"H and 40"H. Vertical Cord Covers are used to route electrical cords vertically on Big Table with Trough.



Thread Power Application

When using Thread power solutions in conjunction with Big Table power, please specify the following Thread power options to create a connection for Big Table power options to Thread power system:

- **Thread connector (PFLCNCTR)** Please note there are one-door and two-door options available.
- **Thread plug adapter (PFLADPTR)** Thread plug adapter is needed to connect Big Table power plug to Thread power system.

▶ See *Architectural Solutions Specification Guide*.

Surface Materials

Big Table and Table Drawer

- Low-Pressure Laminate

Big Table Trough

- 4799 Platinum Metallic

Electrical/communication components

- Paint

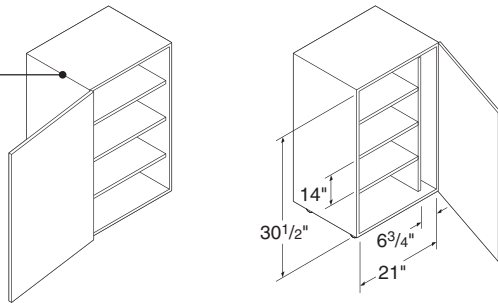
Vertical wire management

- Black plastic

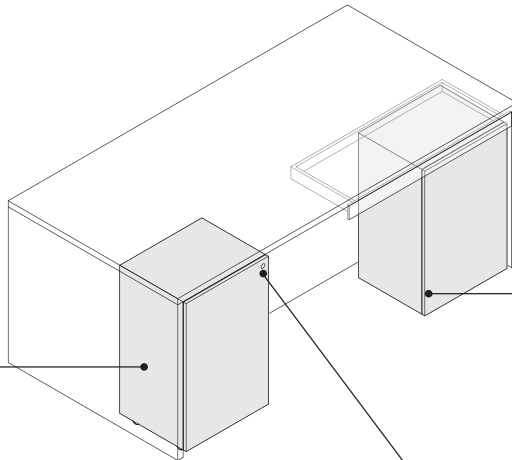
Mobile Storage Cabinet

Mobile Storage Cabinets and Storage Cabinet Wardrobes are offered as left-hand or right-hand units in Low-Pressure Laminate with two adjustable shelves.

► Specifying, page 182



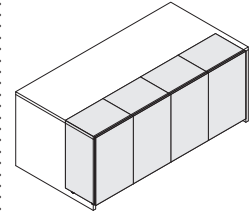
Storage Cabinets can be used with 40"H Big Tables and Big Tables with Trough or as freestanding storage units.



Mobile Storage Cabinets ship standard with casters. When Mobile Storage Cabinets are intended to be used underneath a Table Drawer, the glide option will need to be selected to provide enough clearance underneath the drawer.

Storage Cabinets and Wardrobe have an optional front-removable lock.

Product Details



Up to four Mobile Storage Cabinets can fit up to four per side underneath a Big Table.

Cabinet Stop Brackets are available through Service Parts (TS4C025SR) to assure that the cabinets are aligned with the Big Table edge.

Surface Materials

Mobile Storage Cabinets and Storage Cabinet Wardrobe

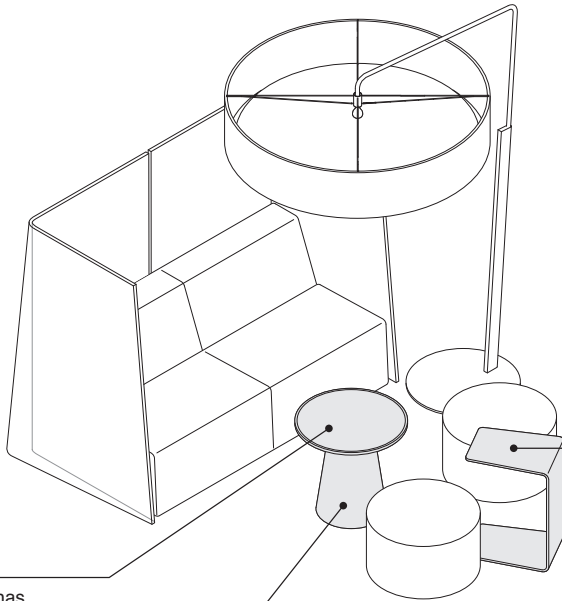
- Low-Pressure Laminate

Actual Dimensions

Depth	18 1/2"
Width	23"
Height (with casters)	38"
Height (with glides)	35"

Paper Table and Personal Table

Paper Table and Personal Table

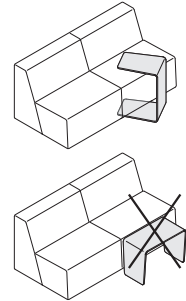


- Paper Table** has three top configurations:
- Paper (installed over steel table top tray)
 - Glass (installed over steel table top tray)
 - Steel table top tray
 - ▶ Specifying, page 183

Paper Table is constructed with laminate base, plastic rotating table top, and steel table top tray.

Personal Table is made from bent poplar wood with a natural edge finish. It nests underneath Campfire Lounges and can be used for a writing surface or laptop.
Tip: The Personal Table is not intended to be sat or stood on.
 ▶ Specifying, page 185

Product Details



Personal Table is designed to be used in the vertical position only.

Surface Materials

- Paper Table base**
- High-Pressure Laminate
- Paper Table rotating table top**
- Plastic: arctic white
- Paper Table top tray**
- Steel: arctic white paint
- Personal Table**
- High-Pressure Laminate:
 - 2535 Virginia Walnut
 - 2730 Arctic White
 - 2HAT Acacia
 - Open Line laminate

Campfire

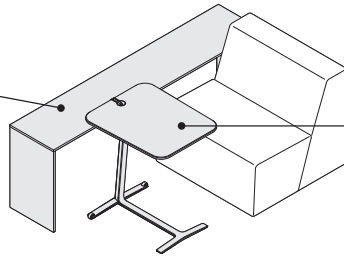
Actual Dimensions

	Personal Table	Paper Table
Depth	19½"	25"
Width	14"	25"
Height	26"	22½"

Skate Table and Slim Table

Slim Table serves as a functional anchor at a lounge setting, providing space definition, surface for piling, and distributing power for technology.

► Specifying, page 187

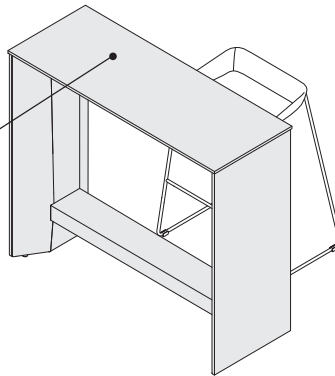


Skate Table is constructed of a painted steel base with 1/2" top in High-Pressure Laminate (HPL) or 3611 Natural Oak veneer.

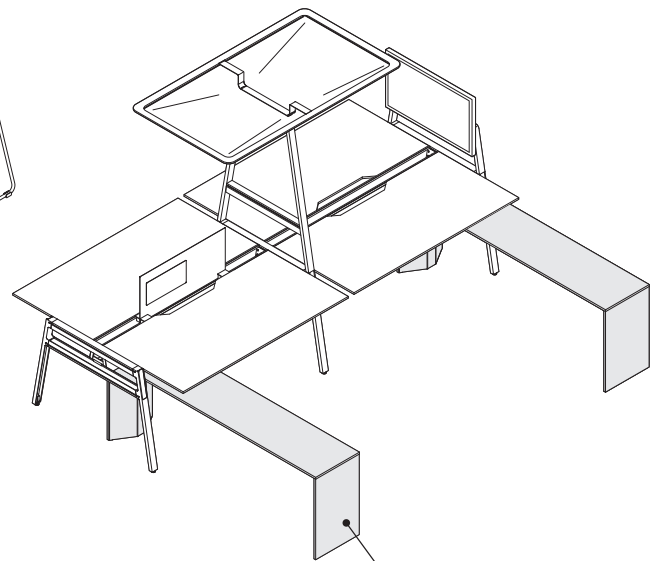
Tip: The Skate Table is not intended to be sat on or stood on.

► Specifying, page 188

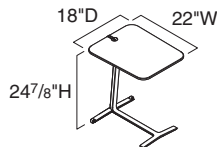
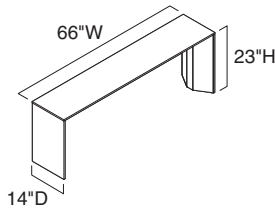
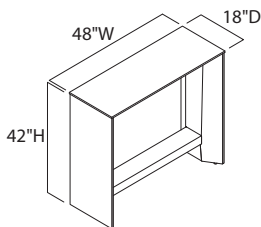
Standing Height Slim Table works in any environment: as a space divider, at the end of a bench run, in front of a meeting room, near a classroom, or as a stand-alone piece. Its shallow width maximizes available real estate.



Standing Height Slim Table is constructed of a painted steel frame with 1/2" top and side panels in Low-Pressure Laminate (LPL), High-Pressure Laminate (HPL), or veneer.



Slim Table is constructed of a painted steel frame with 1/2" top and side panels in Low-Pressure Laminate (LPL), High-Pressure Laminate (HPL), or select veneers.

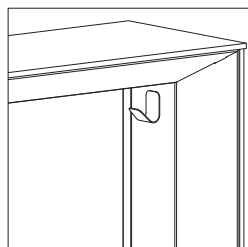


Actual Dimensions

	Standing Height Slim Table	Slim Table	Skate Table
Depth	18"	14"	18"
Width	48" or 60"	66"	22"
Height	42"	23"	24 ⁷ / ₈ "
Weight	109 lbs. or 121 lbs.	43 ¹ / ₂ lbs.	10 ¹ / ₂ lbs.

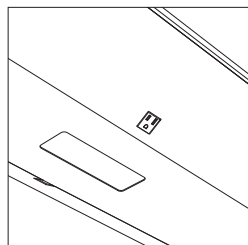
Product Details

Standing Height Slim Table serves as a short-term workstation and supports a breadth of applications.



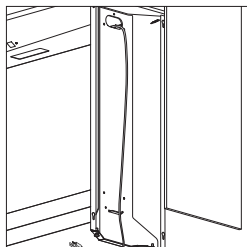
Standing Height Slim Table has built-in power on each side that keeps devices charged, and bag hooks provide a space for personal belongings.

The integrated footshelf facilitates a shift in weight for comfort and well-being, and can be specified with contrasting paint.

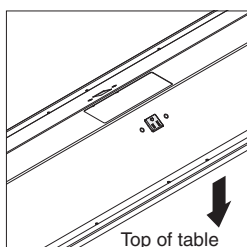


Standing Height Slim Table comes equipped with two receptacles in the middle of each side of the table, with various configurations available:

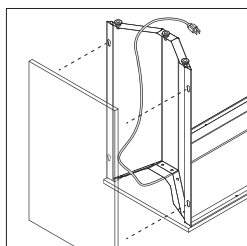
- Standard: two simplex receptacles
- Power + USB: one simplex receptacle and one simplex receptacle with two USB ports
- Power + USB-C: one simplex receptacle and one simplex receptacle with one USB C port



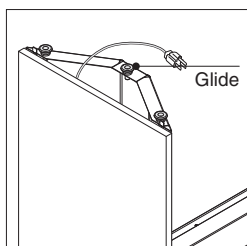
The power cord is 10" long and has 4½" of length from the bottom of the Slim Table to reach a power outlet.



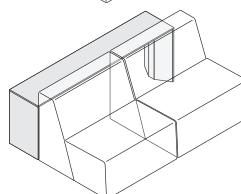
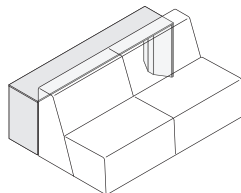
Slim Table comes equipped standard with two platinum simplex 15-amp power receptacles in the middle of each side of the table.



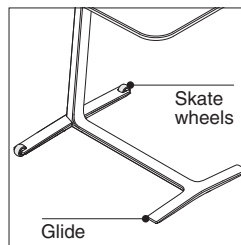
The power cord has 78" (6½ feet) of length from the bottom of the Slim Table to reach a power outlet.



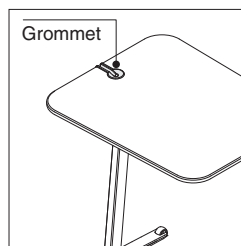
Glides are self leveling, three on either side of the Slim Table and are not adjustable.



The Slim Table's 66" width fits perfectly behind a Big Lounge or two Half Lounges.



Skate Table comes equipped with two hard plastic glides on the front of the table base, but also two skate wheels on the back of the table base for easy maneuvering.



Skate Table has a Merle plastic grommet to manage cords when powering technology.

Surface Materials

Slim Table

- Low-Pressure Laminate
- High-Pressure Laminate
- Veneer

Skate Table

- High-Pressure Laminate
- Veneer: 3611 Natural Oak, 3P41 OP Planked Cherry, 3P51 OP Planked Maple, 3P61 OP Planked Oak, 3P71 OP Planked Walnut

Slim Table and Skate Table

- Paint

Standing Height Slim Table footshelf

- Paint

Skate Table grommet

- 6527 Merle

Footrest band

- 6009 Arctic White
- 6333 Picasso
- 6335 Wasabi
- 6338 Chili
- 6527 Merle

High-Pressure Laminate edge

- Plastic

Weight Capacities

Standing Height Slim Table: 240 pounds

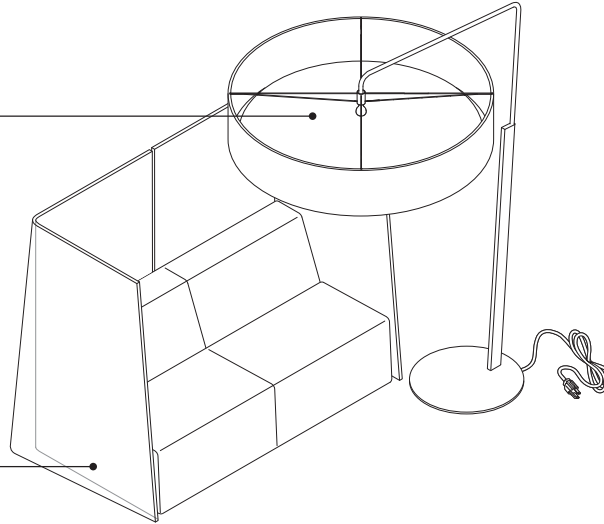
Slim Table: 240 pounds

Skate Table: 40 pounds

Big Lamp, Footrest, and Screen

Big Lamp has a painted steel base with fabric lamp shade and white diffuser. At a height of 7'-9", the Big Lamp can be installed in a room with an 8' high ceiling or taller. 15-amp plug with 9' electrical cord and an on/off foot switch.

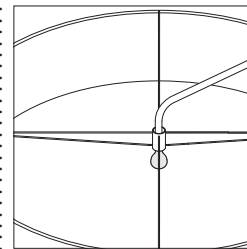
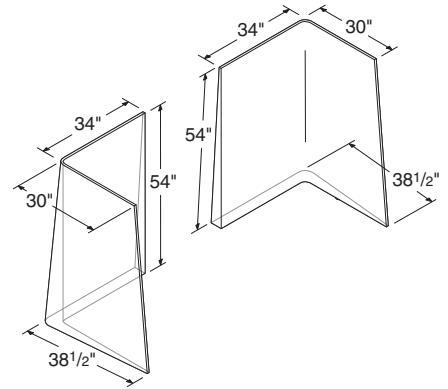
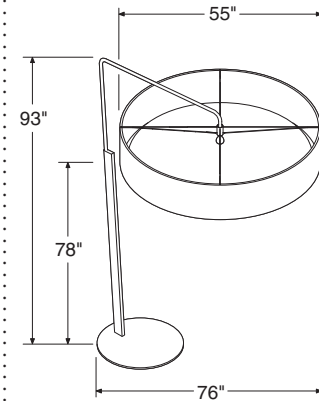
- ▶ Specifying, page 189
- Tip: Consult local fire code authorities if a Big Lamp is placed near ceiling sprinkler system.*



Screens are constructed with a steel frame and a mesh sock. Screens are handed. Right-hand and left-hand versions are available.

- ▶ Specifying, page 190

Product Details



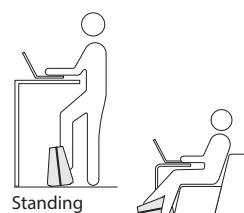
Light bulb is not included. Use a 100 watt 19 incandescent bulb or 15 watt BR30 LED flood bulb. A compact fluorescent bulb may be used as long as the overall length does not exceed 4⁷/₁₆".



Footrest supports feet and legs and is designed to be used in multiple orientations to encourage active movement when in a lounge posture.

► Specifying, page 189

Footrest is grey expanded polypropylene with a plastic band available in five finishes.



Standing



Lounge



Guest

Footrest can be used when in a lounge posture, seated, or standing height. It can also be used as a guest chair.

Surface Materials

Big Lamp

- Painted steel base
- Fabric screen and white diffuser

Footrest band

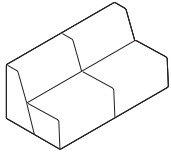
- 6009 Arctic White
- 6333 Picasso
- 6335 Wasabi
- 6338 Chili
- 6527 Merle

Screen

- Mesh:
 - T615 Sultry Smoke
 - T620 Arctic Ermine
 - T625 Marina Blue

Lounges

Big Lounge



Tip: Campfire Lounges can be ordered as a single or multi-fabric upholstery.

Tip: When specifying multiple COM fabrics, indicate all surfaces where COM applies. Example: TS3BCM with Designtex 1234 on seat and Designtex 5678 on back.

Standard Includes	Required to Specify
<ul style="list-style-type: none"> ▶ Need help? Product details, page 148 Fully upholstered armless lounge: fabric price group 1 Foot: black plastic Shipped fully assembled Meets Cal. 117 requirements 	<ul style="list-style-type: none"> 1 Style number 2 Fabric color number for upholstery 3 Options, if selected (see below) ▶ See <i>Surface Materials</i>, page 192.

Surface Materials	Options	U.S. Price	Required to Specify
	Single upholstery fabric		
	• Fabric price group 1	No cost	Specify fabric color number.
	• Fabric price group 2	+\$ 57	Specify fabric color number.
	• Fabric price group 3	+\$ 222	Specify fabric color number.
	• Fabric price group 4	+\$ 393	Specify fabric color number.
	• Fabric price group 5	+\$ 705	Specify fabric color number.
	• Fabric price group 6	+\$ 739	Specify fabric color number.
	• Fabric price group 7	+\$ 850	Specify fabric color number.
	• Fabric price group 8	+\$1210	Specify fabric color number.
	• Fabric price group 9	+\$1480	Specify fabric color number.
	• Fabric price group 10	+\$1548	Specify fabric color number.
	• Vinyl	+\$ 57	Specify vinyl color number.
	• Customer's Own Material (COM)	+\$ 56	▶ See <i>Surface Materials Reference Manual</i> .

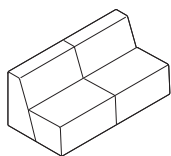
	Multiple upholstery fabric		
	• Different fabric on seat and back	+\$ 93	Add suffix M to Big Lounge chair style number and select fabric color number for: 1 Seat, 2 Back
	① Fabric on seat		
	• Fabric price group 1	No cost	Specify fabric color number.
	• Fabric price group 2	+\$ 23	Specify fabric color number.
	• Fabric price group 3	+\$ 97	Specify fabric color number.
	• Fabric price group 4	+\$ 169	Specify fabric color number.
	• Fabric price group 5	+\$ 305	Specify fabric color number.
	• Fabric price group 6	+\$ 316	Specify fabric color number.
	• Fabric price group 7	+\$ 363	Specify fabric color number.
	• Fabric price group 8	+\$ 517	Specify fabric color number.
	• Fabric price group 9	+\$ 633	Specify fabric color number.
	• Fabric price group 10	+\$ 665	Specify fabric color number.
	• Vinyl	+\$ 23	Specify vinyl color number.
	• Customer's Own Material (COM)	+\$ 27	▶ See <i>Surface Materials Reference Manual</i> .
	② Fabric on back		
	• Fabric price group 1	No cost	Specify fabric color number.
	• Fabric price group 2	+\$ 37	Specify fabric color number.
	• Fabric price group 3	+\$ 152	Specify fabric color number.
	• Fabric price group 4	+\$ 277	Specify fabric color number.
	• Fabric price group 5	+\$ 500	Specify fabric color number.
	• Fabric price group 6	+\$ 523	Specify fabric color number.
	• Fabric price group 7	+\$ 603	Specify fabric color number.
	• Fabric price group 8	+\$ 862	Specify fabric color number.
	• Fabric price group 9	+\$1054	Specify fabric color number.
	• Fabric price group 10	+\$1102	Specify fabric color number.
	• Vinyl	+\$ 37	Specify vinyl color number.
	• Customer's Own Material (COM)	+\$ 27	▶ See <i>Surface Materials Reference Manual</i> .

Related Products • Ottoman ▶ Page 174

Specification Information				
Dimensions			Style	U.S.
D	W	H	Number	Base Price
32"	66"	29"	TS3BC	\$3977

For Canadian Pricing
Multiply U.S. Price by the Canadian price factor.
▶ See page 1 for details.

Big Lounge—Seam



Tip: Seams are located at the top of the back and the front edge of the seat to match seams on Corner Lounges. Corner Lounges come standard with seams. Specify Big and Half Lounges with seams when creating an application with Corner Lounges to create a cohesive design aesthetic.

Tip: Campfire Lounges with seams can be ordered as a single or multi-fabric upholstery.

Tip: When specifying multiple COM fabrics, indicate all surfaces where COM applies. Example: TS3BCM with Designtex 1234 on seat and Designtex 5678 on back.

Tip: Order ganging brackets TS4GANGING to gang units together for more stable applications.

Standard Includes		Required to Specify
▶ Need help? Product details, page 148	<ul style="list-style-type: none"> Fully upholstered armless lounge: fabric price group 1 Foot: black plastic Shipped fully assembled Meets Cal. 117 requirements 	1 Style number 2 Fabric color number for upholstery 3 Options, if selected (see below) ▶ See <i>Surface Materials</i> , page 192.

Options	U.S. Price	Required to Specify
Surface Materials		
Single upholstery fabric		
• Fabric price group 1	No cost	Specify fabric color number.
• Fabric price group 2	+\$ 57	Specify fabric color number.
• Fabric price group 3	+\$ 222	Specify fabric color number.
• Fabric price group 4	+\$ 393	Specify fabric color number.
• Fabric price group 5	+\$ 705	Specify fabric color number.
• Fabric price group 6	+\$ 739	Specify fabric color number.
• Fabric price group 7	+\$ 850	Specify fabric color number.
• Fabric price group 8	+\$1210	Specify fabric color number.
• Fabric price group 9	+\$1480	Specify fabric color number.
• Fabric price group 10	+\$1548	Specify fabric color number.
• Vinyl	+\$ 57	Specify vinyl color number.
• Customer's Own Material (COM)	+\$ 56	▶ See <i>Surface Materials Reference Manual</i> .
Multiple upholstery fabric		
• Different fabric on seat and back	+\$ 93	Add suffix M to Big Lounge chair style number and select fabric color number for: 1 Seat, 2 Back
① Fabric on seat		
• Fabric price group 1	No cost	Specify fabric color number.
• Fabric price group 2	+\$ 23	Specify fabric color number.
• Fabric price group 3	+\$ 97	Specify fabric color number.
• Fabric price group 4	+\$ 169	Specify fabric color number.
• Fabric price group 5	+\$ 305	Specify fabric color number.
• Fabric price group 6	+\$ 316	Specify fabric color number.
• Fabric price group 7	+\$ 363	Specify fabric color number.
• Fabric price group 8	+\$ 517	Specify fabric color number.
• Fabric price group 9	+\$ 633	Specify fabric color number.
• Fabric price group 10	+\$ 665	Specify fabric color number.
• Vinyl	+\$ 23	Specify vinyl color number.
• Customer's Own Material (COM)	+\$ 27	▶ See <i>Surface Materials Reference Manual</i> .
② Fabric on back		
• Fabric price group 1	No cost	Specify fabric color number.
• Fabric price group 2	+\$ 37	Specify fabric color number.
• Fabric price group 3	+\$ 152	Specify fabric color number.
• Fabric price group 4	+\$ 277	Specify fabric color number.
• Fabric price group 5	+\$ 500	Specify fabric color number.
• Fabric price group 6	+\$ 523	Specify fabric color number.
• Fabric price group 7	+\$ 603	Specify fabric color number.
• Fabric price group 8	+\$ 862	Specify fabric color number.
• Fabric price group 9	+\$1054	Specify fabric color number.
• Fabric price group 10	+\$1102	Specify fabric color number.
• Vinyl	+\$ 37	Specify vinyl color number.
• Customer's Own Material (COM)	+\$ 27	▶ See <i>Surface Materials Reference Manual</i> .

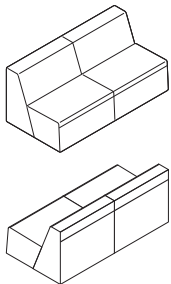
Related Products • Ottoman ▶ Page 174

Specification Information				
Dimensions			Style	U.S.
D	W	H	Number	Base Price
32"	66"	29"	TS3BCS	\$4004

 **For Canadian Pricing**
 Multiply U.S. Price by the Canadian price factor.
 ▶ See page 1 for details.

Lounges, continued

Big Lounge—Waterfall



Tip: Waterfall seams are located at the top of the back, the front edge of the seat, 3½" below the front edge seam and 3½" below the top edge seam on the back of the lounge.

Tip: Campfire Lounges with waterfall upholstery can be ordered as a single or multi-fabric upholstery.

Tip: When specifying multiple COM fabrics, indicate all surfaces where COM applies. Example: TS3BCM with Designtex 1234 on seat and Designtex 5678 on back.

Tip: One thread color is used on waterfall lounges with multiple fabrics. The thread color used on the waterfall upholstery will be used on the entire unit.

Tip: Order ganging brackets TS4GANING to gang units together for more stable applications.

Standard Includes	Required to Specify
<ul style="list-style-type: none"> ▶ Need help? Product details, page 148 Fully upholstered armless lounge: fabric price group 1 Foot: black plastic Shipped fully assembled Meets Cal. 117 requirements 	<ul style="list-style-type: none"> 1 Style number 2 Fabric color number for upholstery 3 Options, if selected (see below) ▶ See <i>Surface Materials</i>, page 192.

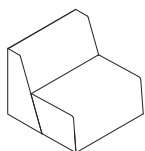
Surface Materials	Options	U.S. Price	Required to Specify
	Single upholstery fabric		
	• Fabric price group 1	No cost	Specify fabric color number.
	• Fabric price group 2	+\$ 57	Specify fabric color number.
	• Fabric price group 3	+\$ 222	Specify fabric color number.
	• Fabric price group 4	+\$ 393	Specify fabric color number.
	• Fabric price group 5	+\$ 705	Specify fabric color number.
	• Fabric price group 6	+\$ 739	Specify fabric color number.
	• Fabric price group 7	+\$ 850	Specify fabric color number.
	• Fabric price group 8	+\$1210	Specify fabric color number.
	• Fabric price group 9	+\$1480	Specify fabric color number.
	• Fabric price group 10	+\$1548	Specify fabric color number.
	• Vinyl	+\$ 57	Specify vinyl color number.
	• Customer's Own Material (COM)	+\$ 56	▶ See <i>Surface Materials Reference Manual</i> .
	Multiple upholstery fabric		
	• Different fabric on seat and back	+\$ 93	Add suffix M to Big Lounge chair style number and select fabric color number for: 1 Seat, 2 Back
	① Fabric on seat		
	• Fabric price group 1	No cost	Specify fabric color number.
	• Fabric price group 2	+\$ 28	Specify fabric color number.
	• Fabric price group 3	+\$ 119	Specify fabric color number.
	• Fabric price group 4	+\$ 215	Specify fabric color number.
	• Fabric price group 5	+\$ 386	Specify fabric color number.
	• Fabric price group 6	+\$ 404	Specify fabric color number.
	• Fabric price group 7	+\$ 465	Specify fabric color number.
	• Fabric price group 8	+\$ 665	Specify fabric color number.
	• Fabric price group 9	+\$ 813	Specify fabric color number.
	• Fabric price group 10	+\$ 848	Specify fabric color number.
	• Vinyl	+\$ 28	Specify vinyl color number.
	• Customer's Own Material (COM)	+\$ 27	▶ See <i>Surface Materials Reference Manual</i> .
	② Fabric on back		
	• Fabric price group 1	No cost	Specify fabric color number.
	• Fabric price group 2	+\$ 35	Specify fabric color number.
	• Fabric price group 3	+\$ 145	Specify fabric color number.
	• Fabric price group 4	+\$ 263	Specify fabric color number.
	• Fabric price group 5	+\$ 475	Specify fabric color number.
	• Fabric price group 6	+\$ 494	Specify fabric color number.
	• Fabric price group 7	+\$ 569	Specify fabric color number.
	• Fabric price group 8	+\$ 813	Specify fabric color number.
	• Fabric price group 9	+\$ 994	Specify fabric color number.
	• Fabric price group 10	+\$1040	Specify fabric color number.
	• Vinyl	+\$ 35	Specify vinyl color number.
	• Customer's Own Material (COM)	+\$ 27	▶ See <i>Surface Materials Reference Manual</i> .

Related Products	• Ottoman	▶ Page 174
-------------------------	-----------	------------

Specification Information				
• Dimensions			• Style	• U.S.
D	W	H	Number	Base Price
32"	66"	29"	TS3BCW	\$4046

For Canadian Pricing
Multiply U.S. Price by the Canadian price factor.
▶ See page 1 for details.

Half Lounge



Standard Includes	Required to Specify
<ul style="list-style-type: none"> ▶ Need help? Product details, page 148 Fully upholstered armless lounge: fabric price group 1 Foot: black plastic Shipped fully assembled Meets Cal. 117 requirements 	<ul style="list-style-type: none"> 1 Style number 2 Fabric color number for upholstery 3 Options, if selected (see below) ▶ See <i>Surface Materials</i>, page 192.

Surface Materials	Options	U.S. Price	Required to Specify
	Single upholstery fabric		
	• Fabric price group 1	No cost	Specify fabric color number.
	• Fabric price group 2	+\$ 28	Specify fabric color number.
	• Fabric price group 3	+\$101	Specify fabric color number.
	• Fabric price group 4	+\$211	Specify fabric color number.
	• Fabric price group 5	+\$376	Specify fabric color number.
	• Fabric price group 6	+\$404	Specify fabric color number.
	• Fabric price group 7	+\$427	Specify fabric color number.
	• Fabric price group 8	+\$613	Specify fabric color number.
	• Fabric price group 9	+\$714	Specify fabric color number.
	• Fabric price group 10	+\$754	Specify fabric color number.
	• Vinyl	+\$ 28	Specify vinyl color number.
	• Customer's Own Material (COM)	+\$ 56	▶ See <i>Surface Materials Reference Manual</i> .
	Multiple upholstery fabric		
	• Different fabric on seat and back	+\$ 93	Add suffix M to Half Lounge chair style number and select fabric color number for: 1 Seat, 2 Back

Tip: Campfire Lounges can be ordered as a single or multi-fabric upholstery.

Tip: When specifying multiple COM fabrics, indicate all surfaces where COM applies. Example: TS3HLM with Designtex 1234 on seat and Designtex 5678 on back.

① Fabric on seat

• Fabric price group 1	No cost
• Fabric price group 2	+\$ 17
• Fabric price group 3	+\$ 37
• Fabric price group 4	+\$ 85
• Fabric price group 5	+\$129
• Fabric price group 6	+\$235
• Fabric price group 7	+\$255
• Fabric price group 8	+\$268
• Fabric price group 9	+\$376
• Fabric price group 10	+\$416
• Vinyl	+\$ 17
• Customer's Own Material (COM)	+\$ 27

Specify fabric color number.
Specify fabric color number.
Specify fabric color number.
Specify fabric color number.
Specify fabric color number.
Specify fabric color number.
Specify fabric color number.
Specify fabric color number.
Specify fabric color number.
Specify fabric color number.
Specify vinyl color number.
▶ See *Surface Materials Reference Manual*.

② Fabric on back

• Fabric price group 1	No cost
• Fabric price group 2	+\$ 24
• Fabric price group 3	+\$ 78
• Fabric price group 4	+\$144
• Fabric price group 5	+\$255
• Fabric price group 6	+\$263
• Fabric price group 7	+\$279
• Fabric price group 8	+\$427
• Fabric price group 9	+\$460
• Fabric price group 10	+\$465
• Vinyl	+\$ 24
• Customer's Own Material (COM)	+\$ 27

Specify fabric color number.
Specify fabric color number.
Specify fabric color number.
Specify fabric color number.
Specify fabric color number.
Specify fabric color number.
Specify fabric color number.
Specify fabric color number.
Specify fabric color number.
Specify fabric color number.
Specify vinyl color number.
▶ See *Surface Materials Reference Manual*.

Specification Information

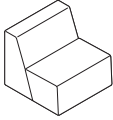
• Dimensions			• Style	• U.S.
D	W	H	Number	Base Price
32"	33"	29"	TS3HL	\$2325



For Canadian Pricing
Multiply U.S. Price by the Canadian price factor.
▶ See page 1 for details.

Lounges, continued

Half Lounge—Seam



Tip: Seams are located at the top of the back and the front edge of the seat to match seams on Corner Lounges. Corner Lounges come standard with seams. Specify Big and Half Lounges with seams when creating an application with Corner Lounges to create a cohesive design aesthetic.

Tip: Campfire Lounges with seams can be ordered as a single or multi-fabric upholstery.

Tip: When specifying multiple COM fabrics, indicate all surfaces where COM applies. Example: TS3HLM with Designtex 1234 on seat and Designtex 5678 on back.

Tip: Order ganging brackets TS4GANGING to gang units together for more stable applications.

Standard Includes	Required to Specify
<ul style="list-style-type: none"> ▶ Need help? Product details, page 148 Fully upholstered armless lounge: fabric price group 1 Foot: black plastic Shipped fully assembled Meets Cal. 117 requirements 	<ul style="list-style-type: none"> 1 Style number 2 Fabric color number for upholstery 3 Options, if selected (see below) ▶ See <i>Surface Materials</i>, page 192.

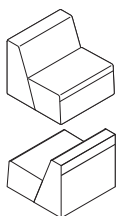
Surface Materials	Options	U.S. Price	Required to Specify
	Single upholstery fabric <ul style="list-style-type: none"> Fabric price group 1 Fabric price group 2 Fabric price group 3 Fabric price group 4 Fabric price group 5 Fabric price group 6 Fabric price group 7 Fabric price group 8 Fabric price group 9 Fabric price group 10 Vinyl Customer's Own Material (COM) 	<ul style="list-style-type: none"> No cost +\$ 28 +\$101 +\$211 +\$376 +\$404 +\$427 +\$613 +\$714 +\$754 +\$ 28 +\$ 56 	<ul style="list-style-type: none"> Specify fabric color number. Specify fabric color number. Specify fabric color number. Specify fabric color number. Specify fabric color number. Specify fabric color number. Specify fabric color number. Specify fabric color number. Specify fabric color number. Specify fabric color number. Specify vinyl color number. ▶ See <i>Surface Materials Reference Manual</i>.

	Multiple upholstery fabric <ul style="list-style-type: none"> Different fabric on seat and back 	<ul style="list-style-type: none"> +\$ 93 	<ul style="list-style-type: none"> Add suffix M to Half Lounge chair style number and select fabric color number for: 1 Seat, 2 Back
	① Fabric on seat <ul style="list-style-type: none"> Fabric price group 1 Fabric price group 2 Fabric price group 3 Fabric price group 4 Fabric price group 5 Fabric price group 6 Fabric price group 7 Fabric price group 8 Fabric price group 9 Fabric price group 10 Vinyl Customer's Own Material (COM) 	<ul style="list-style-type: none"> No cost +\$ 17 +\$ 37 +\$ 85 +\$129 +\$235 +\$255 +\$268 +\$376 +\$416 +\$ 17 +\$ 27 	<ul style="list-style-type: none"> Specify fabric color number. Specify fabric color number. Specify fabric color number. Specify fabric color number. Specify fabric color number. Specify fabric color number. Specify fabric color number. Specify fabric color number. Specify fabric color number. Specify fabric color number. Specify vinyl color number. ▶ See <i>Surface Materials Reference Manual</i>.
	② Fabric on back <ul style="list-style-type: none"> Fabric price group 1 Fabric price group 2 Fabric price group 3 Fabric price group 4 Fabric price group 5 Fabric price group 6 Fabric price group 7 Fabric price group 8 Fabric price group 9 Fabric price group 10 Vinyl Customer's Own Material (COM) 	<ul style="list-style-type: none"> No cost +\$ 24 +\$ 78 +\$144 +\$255 +\$263 +\$279 +\$427 +\$460 +\$465 +\$ 24 +\$ 27 	<ul style="list-style-type: none"> Specify fabric color number. Specify fabric color number. Specify fabric color number. Specify fabric color number. Specify fabric color number. Specify fabric color number. Specify fabric color number. Specify fabric color number. Specify fabric color number. Specify fabric color number. Specify vinyl color number. ▶ See <i>Surface Materials Reference Manual</i>.

Specification Information				
Dimensions			Style Number	U.S. Base Price
D	W	H		
32"	33"	29"	TS3HLS	\$2352

For Canadian Pricing
 Multiply U.S. Price by the Canadian price factor.
 ▶ See page 1 for details.

Half Lounge—Waterfall



Tip: Waterfall seams are located at the top of the back, the front edge of the seat, 3½" below the front edge seam and 3½" below the top edge seam on the back of the lounge.

Tip: Campfire Lounges with waterfall upholstery can be ordered as a single or multi-fabric upholstery.

Tip: When specifying multiple COM fabrics, indicate all surfaces where COM applies. Example: TS3HLM with Designtex 1234 on seat and Designtex 5678 on back.

Tip: One thread color is used on waterfall lounges with multiple fabrics. The thread color used on the waterfall upholstery will be used on the entire unit.

Tip: Order ganging brackets TS4GANGING to gang units together for more stable applications.

Standard Includes	Required to Specify
<ul style="list-style-type: none"> ▶ Need help? Product details, page 148 Fully upholstered armless lounge: fabric price group 1 Foot: black plastic Shipped fully assembled Meets Cal. 117 requirements 	<ul style="list-style-type: none"> 1 Style number 2 Fabric color number for upholstery 3 Options, if selected (see below) ▶ See <i>Surface Materials</i>, page 192.

Surface Materials	Options	U.S. Price	Required to Specify
	Single upholstery fabric		
	• Fabric price group 1	No cost	Specify fabric color number.
	• Fabric price group 2	+\$ 28	Specify fabric color number.
	• Fabric price group 3	+\$101	Specify fabric color number.
	• Fabric price group 4	+\$211	Specify fabric color number.
	• Fabric price group 5	+\$376	Specify fabric color number.
	• Fabric price group 6	+\$404	Specify fabric color number.
	• Fabric price group 7	+\$427	Specify fabric color number.
	• Fabric price group 8	+\$613	Specify fabric color number.
	• Fabric price group 9	+\$714	Specify fabric color number.
	• Fabric price group 10	+\$754	Specify fabric color number.
	• Vinyl	+\$ 28	Specify vinyl color number.
	• Customer's Own Material (COM)	+\$ 56	▶ See <i>Surface Materials Reference Manual</i> .
	Multiple upholstery fabric		
	• Different fabric on seat and back	+\$ 93	Add suffix M to Half Lounge chair style number and select fabric color number for: 1 Seat, 2 Back
	1 Fabric on seat		
	• Fabric price group 1	No cost	Specify fabric color number.
	• Fabric price group 2	+\$ 21	Specify fabric color number.
	• Fabric price group 3	+\$ 57	Specify fabric color number.
	• Fabric price group 4	+\$111	Specify fabric color number.
	• Fabric price group 5	+\$183	Specify fabric color number.
	• Fabric price group 6	+\$239	Specify fabric color number.
	• Fabric price group 7	+\$258	Specify fabric color number.
	• Fabric price group 8	+\$336	Specify fabric color number.
	• Fabric price group 9	+\$402	Specify fabric color number.
	• Fabric price group 10	+\$426	Specify fabric color number.
	• Vinyl	+\$ 21	Specify vinyl color number.
	• Customer's Own Material (COM)	+\$ 27	▶ See <i>Surface Materials Reference Manual</i> .
	2 Fabric on back		
	• Fabric price group 1	No cost	Specify fabric color number.
	• Fabric price group 2	+\$ 24	Specify fabric color number.
	• Fabric price group 3	+\$ 69	Specify fabric color number.
	• Fabric price group 4	+\$136	Specify fabric color number.
	• Fabric price group 5	+\$225	Specify fabric color number.
	• Fabric price group 6	+\$292	Specify fabric color number.
	• Fabric price group 7	+\$315	Specify fabric color number.
	• Fabric price group 8	+\$408	Specify fabric color number.
	• Fabric price group 9	+\$492	Specify fabric color number.
	• Fabric price group 10	+\$518	Specify fabric color number.
	• Vinyl	+\$ 24	Specify vinyl color number.
	• Customer's Own Material (COM)	+\$ 27	▶ See <i>Surface Materials Reference Manual</i> .

Specification Information

Dimensions			Style Number	U.S. Base Price
D	W	H		
32"	33"	29"	TS3HLW	\$2394



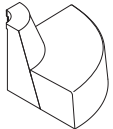
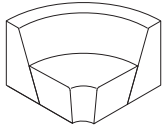
For Canadian Pricing

Multiply U.S. Price by the Canadian price factor.

▶ See page 1 for details.

Lounges, continued

90° Corner Lounges



Tip: 90° Corner Lounges available inside or outside facing.

Tip: When creating an application using Big or Half Lounges, specify the Big and Half Lounges with a seam for a cohesive design aesthetic.

Tip: Campfire Corner Lounges can be ordered as a single or multi-fabric upholstery.

Tip: When specifying multiple COM fabrics, indicate all surfaces where COM applies. Example: TS3HLM with Designtex 1234 on seat and Designtex 5678 on back.

Tip: Order ganging brackets TS4GANGING to gang units together for more stable applications.

Standard Includes	Required to Specify
<ul style="list-style-type: none"> ▶ Need help? Product details, page 148 Fully upholstered armless corner lounge: fabric price group 1 Foot: black plastic Shipped fully assembled Meets Cal. 117 requirements 	<ul style="list-style-type: none"> 1 Style number 2 Fabric color number for upholstery 3 Options, if selected (see below) ▶ See <i>Surface Materials</i>, page 192.

Surface Materials	Options	U.S. Price	Required to Specify
	Single upholstery fabric		
	• Fabric price group 1	No cost	Specify fabric color number.
	• Fabric price group 2	+\$ 41	Specify fabric color number.
	• Fabric price group 3	+\$ 159	Specify fabric color number.
	• Fabric price group 4	+\$ 305	Specify fabric color number.
	• Fabric price group 5	+\$ 544	Specify fabric color number.
	• Fabric price group 6	+\$ 577	Specify fabric color number.
	• Fabric price group 7	+\$ 637	Specify fabric color number.
	• Fabric price group 8	+\$ 909	Specify fabric color number.
	• Fabric price group 9	+\$1086	Specify fabric color number.
• Fabric price group 10	+\$1142	Specify fabric color number.	
• Vinyl	+\$ 41	Specify vinyl color number.	
• Customer's Own Material (COM)	+\$ 56	▶ See <i>Surface Materials Reference Manual</i> .	
	Multiple upholstery fabric		
	• Different fabric on seat and back	+\$ 93	Add suffix M to Half Lounge chair style number and select fabric color number for: 1 Seat, 2 Back
	① Fabric on seat		
	• Fabric price group 1	No cost	Specify fabric color number.
	• Fabric price group 2	+\$ 22	Specify fabric color number.
	• Fabric price group 3	+\$ 76	Specify fabric color number.
	• Fabric price group 4	+\$ 141	Specify fabric color number.
	• Fabric price group 5	+\$ 227	Specify fabric color number.
	• Fabric price group 6	+\$ 343	Specify fabric color number.
	• Fabric price group 7	+\$ 389	Specify fabric color number.
• Fabric price group 8	+\$ 452	Specify fabric color number.	
• Fabric price group 9	+\$ 600	Specify fabric color number.	
• Fabric price group 10	+\$ 647	Specify fabric color number.	
• Vinyl	+\$ 22	Specify vinyl color number.	
• Customer's Own Material (COM)	+\$ 27	▶ See <i>Surface Materials Reference Manual</i> .	
	② Fabric on back		
	• Fabric price group 1	No cost	Specify fabric color number.
	• Fabric price group 2	+\$ 31	Specify fabric color number.
	• Fabric price group 3	+\$ 107	Specify fabric color number.
	• Fabric price group 4	+\$ 198	Specify fabric color number.
	• Fabric price group 5	+\$ 340	Specify fabric color number.
	• Fabric price group 6	+\$ 360	Specify fabric color number.
	• Fabric price group 7	+\$ 398	Specify fabric color number.
	• Fabric price group 8	+\$ 586	Specify fabric color number.
	• Fabric price group 9	+\$ 657	Specify fabric color number.
• Fabric price group 10	+\$ 674	Specify fabric color number.	
• Vinyl	+\$ 31	Specify vinyl color number.	
• Customer's Own Material (COM)	+\$ 27	▶ See <i>Surface Materials Reference Manual</i> .	



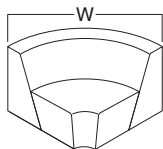
For Canadian Pricing

Multiply U.S. Price by the Canadian price factor.

▶ See page 1 for details.

Specification Information

Dimensions			Style	U.S.
D	W	H	Number	Base Price



Inside Corner Lounge

32"	54½"	29"	TS3CRIN90S	\$2981
-----	------	-----	-------------------	--------



Outside Corner Lounge

32"	55¼"	29"	TS3CROUT90S	\$2981
-----	------	-----	--------------------	--------

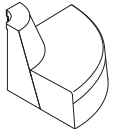
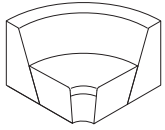


For Canadian Pricing

Multiply U.S. Price by the Canadian price factor.

▶ See page 1 for details.

90° Corner Lounges—Waterfall



Tip: 90° Corner Lounges available inside or outside facing.

Tip: Waterfall seams are located at the top of the back, the front edge of the seat, 3 1/2" below the front edge seam and 3 1/2" below the top edge seam on the back of the lounge.

Tip: When creating an application using Big or Half Lounges, specify the Big and Half Lounges with a seam for a cohesive design aesthetic.

Tip: Campfire Corner Lounges with waterfall upholstery can be ordered as a single or multi-fabric upholstery.

Tip: When specifying multiple COM fabrics, indicate all surfaces where COM applies. Example: TS3HLM with Designtex 1234 on seat and Designtex 5678 on back.

Tip: One thread color is used on waterfall lounges with multiple fabrics. The thread color used on the waterfall upholstery will be used on the entire unit.

Tip: Order ganging brackets TS4GANGING to gang units together for more stable applications.

Standard Includes	Required to Specify
<ul style="list-style-type: none"> ▶ Need help? Product details, page 148 Fully upholstered armless corner lounge: fabric price group 1 Foot: black plastic Shipped fully assembled Meets Cal. 117 requirements 	<ul style="list-style-type: none"> 1 Style number 2 Fabric color number for upholstery 3 Options, if selected (see below) ▶ See <i>Surface Materials</i>, page 192.

Surface Materials	Options	U.S. Price	Required to Specify
	Single upholstery fabric		
	• Fabric price group 1	No cost	Specify fabric color number.
	• Fabric price group 2	+\$ 41	Specify fabric color number.
	• Fabric price group 3	+\$ 159	Specify fabric color number.
	• Fabric price group 4	+\$ 305	Specify fabric color number.
	• Fabric price group 5	+\$ 544	Specify fabric color number.
	• Fabric price group 6	+\$ 577	Specify fabric color number.
	• Fabric price group 7	+\$ 637	Specify fabric color number.
	• Fabric price group 8	+\$ 909	Specify fabric color number.
	• Fabric price group 9	+\$1086	Specify fabric color number.
	• Fabric price group 10	+\$1142	Specify fabric color number.
	• Vinyl	+\$ 41	Specify vinyl color number.
	• Customer's Own Material (COM)	+\$ 56	▶ See <i>Surface Materials Reference Manual</i> .
	Multiple upholstery fabric		
	• Different fabric on seat and back	+\$ 93	Add suffix M to Half Lounge chair style number and select fabric color number for: 1 Seat, 2 Back

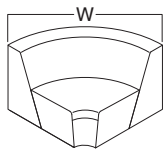
1 Fabric on seat			
• Fabric price group 1	No cost		Specify fabric color number.
• Fabric price group 2	+\$ 25		Specify fabric color number.
• Fabric price group 3	+\$ 87		Specify fabric color number.
• Fabric price group 4	+\$ 164		Specify fabric color number.
• Fabric price group 5	+\$ 281		Specify fabric color number.
• Fabric price group 6	+\$ 329		Specify fabric color number.
• Fabric price group 7	+\$ 367		Specify fabric color number.
• Fabric price group 8	+\$ 498		Specify fabric color number.
• Fabric price group 9	+\$ 603		Specify fabric color number.
• Fabric price group 10	+\$ 637		Specify fabric color number.
• Vinyl	+\$ 25		Specify vinyl color number.
• Customer's Own Material (COM)	+\$ 27		▶ See <i>Surface Materials Reference Manual</i> .
2 Fabric on back			
• Fabric price group 1	No cost		Specify fabric color number.
• Fabric price group 2	+\$ 31		Specify fabric color number.
• Fabric price group 3	+\$ 107		Specify fabric color number.
• Fabric price group 4	+\$ 201		Specify fabric color number.
• Fabric price group 5	+\$ 344		Specify fabric color number.
• Fabric price group 6	+\$ 402		Specify fabric color number.
• Fabric price group 7	+\$ 448		Specify fabric color number.
• Fabric price group 8	+\$ 610		Specify fabric color number.
• Fabric price group 9	+\$ 739		Specify fabric color number.
• Fabric price group 10	+\$ 777		Specify fabric color number.
• Vinyl	+\$ 31		Specify vinyl color number.
• Customer's Own Material (COM)	+\$ 27		▶ See <i>Surface Materials Reference Manual</i> .



For Canadian Pricing
Multiply U.S. Price by the Canadian price factor.
▶ See page 1 for details.

Specification Information

Dimensions			Style	U.S.
D	W	H	Number	Base Price



Inside Corner Lounge

32"	54½"	29"	TS3CRIN90W	\$3023
-----	------	-----	-------------------	--------



Outside Corner Lounge

32"	55¼"	29"	TS3CROUT90W	\$3023
-----	------	-----	--------------------	--------

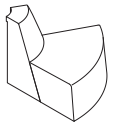
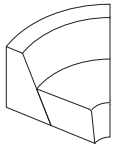


For Canadian Pricing

Multiply U.S. Price by the Canadian price factor.

▶ See page 1 for details.

60° Corner Lounges



Tip: 60° Corner Lounges available inside or outside facing.

Tip: When creating an application using Big or Half Lounges, specify the Big and Half Lounges with a seam for a cohesive design aesthetic.

Tip: Campfire Corner Lounges can be ordered as a single or multi-fabric upholstery.

Tip: When specifying multiple COM fabrics, indicate all surfaces where COM applies. Example: TS3HLM with Designtex 1234 on seat and Designtex 5678 on back.

Tip: Order ganging brackets TS4GANGING to gang units together for more stable applications.

Standard Includes	Required to Specify
<ul style="list-style-type: none"> ▶ Need help? Product details, page 148 Fully upholstered armless corner lounge: fabric price group 1 Foot: black plastic Shipped fully assembled Meets Cal. 117 requirements 	<ul style="list-style-type: none"> 1 Style number 2 Fabric color number for upholstery 3 Options, if selected (see below) ▶ See <i>Surface Materials</i>, page 192.

Surface Materials	Options	U.S. Price	Required to Specify
	Single upholstery fabric		
	• Fabric price group 1	No cost	Specify fabric color number.
	• Fabric price group 2	+\$ 36	Specify fabric color number.
	• Fabric price group 3	+\$ 141	Specify fabric color number.
	• Fabric price group 4	+\$ 273	Specify fabric color number.
	• Fabric price group 5	+\$ 483	Specify fabric color number.
	• Fabric price group 6	+\$ 513	Specify fabric color number.
	• Fabric price group 7	+\$ 566	Specify fabric color number.
	• Fabric price group 8	+\$ 807	Specify fabric color number.
	• Fabric price group 9	+\$ 967	Specify fabric color number.
• Fabric price group 10	+\$1018	Specify fabric color number.	
	• Vinyl	+\$ 36	Specify vinyl color number.
	• Customer's Own Material (COM)	+\$ 56	▶ See <i>Surface Materials Reference Manual</i> .

	Multiple upholstery fabric		
	• Different fabric on seat and back	+\$ 93	Add suffix M to Half Lounge chair style number and select fabric color number for: 1 Seat, 2 Back
	① Fabric on seat		
	• Fabric price group 1	No cost	Specify fabric color number.
	• Fabric price group 2	+\$ 21	Specify fabric color number.
	• Fabric price group 3	+\$ 66	Specify fabric color number.
	• Fabric price group 4	+\$ 126	Specify fabric color number.
	• Fabric price group 5	+\$ 202	Specify fabric color number.
	• Fabric price group 6	+\$ 306	Specify fabric color number.
	• Fabric price group 7	+\$ 348	Specify fabric color number.
	• Fabric price group 8	+\$ 401	Specify fabric color number.
	• Fabric price group 9	+\$ 535	Specify fabric color number.
	• Fabric price group 10	+\$ 576	Specify fabric color number.
	• Vinyl	+\$ 21	Specify vinyl color number.
	• Customer's Own Material (COM)	+\$ 27	▶ See <i>Surface Materials Reference Manual</i> .
	② Fabric on back		
	• Fabric price group 1	No cost	Specify fabric color number.
	• Fabric price group 2	+\$ 27	Specify fabric color number.
	• Fabric price group 3	+\$ 96	Specify fabric color number.
	• Fabric price group 4	+\$ 174	Specify fabric color number.
	• Fabric price group 5	+\$ 303	Specify fabric color number.
	• Fabric price group 6	+\$ 320	Specify fabric color number.
	• Fabric price group 7	+\$ 356	Specify fabric color number.
	• Fabric price group 8	+\$ 519	Specify fabric color number.
	• Fabric price group 9	+\$ 585	Specify fabric color number.
	• Fabric price group 10	+\$ 598	Specify fabric color number.
	• Vinyl	+\$ 27	Specify vinyl color number.
	• Customer's Own Material (COM)	+\$ 27	▶ See <i>Surface Materials Reference Manual</i> .



For Canadian Pricing

Multiply U.S. Price by the Canadian price factor.

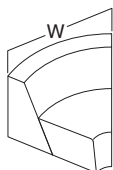
▶ See page 1 for details.

Specification Information

Dimensions			Style	U.S.
D	W	H	Number	Base Price

Inside Corner Lounge

32"	38½"	29"	TS3CRIN60S	\$2650
-----	------	-----	-------------------	--------



Outside Corner Lounge

32"	39¼"	29"	TS3CROUT60S	\$2650
-----	------	-----	--------------------	--------



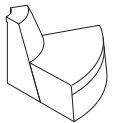
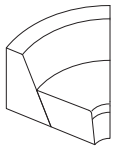
For Canadian Pricing

Multiply U.S. Price by the Canadian price factor.

▶ See page 1 for details.

Lounges, continued

60° Corner Lounges—Waterfall



Tip: 60° Corner Lounges available inside or outside facing.

Tip: Waterfall seams are located at the top of the back, the front edge of the seat, 3½" below the front edge seam and 3½" below the top edge seam on the back of the lounge.

Tip: When creating an application using Big or Half Lounges, specify the Big and Half Lounges with a seam for a cohesive design aesthetic.

Tip: Campfire Corner Lounges with waterfall upholstery can be ordered as a single or multi-fabric upholstery.

Tip: When specifying multiple COM fabrics, indicate all surfaces where COM applies. Example: TS3HLM with Designtex 1234 on seat and Designtex 5678 on back.

Tip: One thread color is used on waterfall lounges with multiple fabrics. The thread color used on the waterfall upholstery will be used on the entire unit.

Tip: Order ganging brackets TS4GANGING to gang units together for more stable applications.

Standard Includes	Required to Specify
<ul style="list-style-type: none"> ▶ Need help? Product details, page 148 Fully upholstered armless corner lounge: fabric price group 1 Foot: black plastic Shipped fully assembled Meets Cal. 117 requirements 	<ul style="list-style-type: none"> 1 Style number 2 Fabric color number for upholstery 3 Options, if selected (see below) ▶ See <i>Surface Materials</i>, page 192.

Surface Materials	Options	U.S. Price	Required to Specify
	Single upholstery fabric		
	• Fabric price group 1	No cost	Specify fabric color number.
	• Fabric price group 2	+\$ 36	Specify fabric color number.
	• Fabric price group 3	+\$ 141	Specify fabric color number.
	• Fabric price group 4	+\$ 273	Specify fabric color number.
	• Fabric price group 5	+\$ 483	Specify fabric color number.
	• Fabric price group 6	+\$ 513	Specify fabric color number.
	• Fabric price group 7	+\$ 566	Specify fabric color number.
	• Fabric price group 8	+\$ 807	Specify fabric color number.
	• Fabric price group 9	+\$ 967	Specify fabric color number.
• Fabric price group 10	+\$1018	Specify fabric color number.	
	• Vinyl	+\$ 36	Specify vinyl color number.
	• Customer's Own Material (COM)	+\$ 56	▶ See <i>Surface Materials Reference Manual</i> .

	Multiple upholstery fabric		
	• Different fabric on seat and back	+\$ 93	Add suffix M to Half Lounge chair style number and select fabric color number for: 1 Seat, 2 Back
	① Fabric on seat		
	• Fabric price group 1	No cost	Specify fabric color number.
	• Fabric price group 2	+\$ 23	Specify fabric color number.
	• Fabric price group 3	+\$ 78	Specify fabric color number.
	• Fabric price group 4	+\$ 144	Specify fabric color number.
	• Fabric price group 5	+\$ 250	Specify fabric color number.
	• Fabric price group 6	+\$ 292	Specify fabric color number.
	• Fabric price group 7	+\$ 327	Specify fabric color number.
	• Fabric price group 8	+\$ 444	Specify fabric color number.
	• Fabric price group 9	+\$ 538	Specify fabric color number.
	• Fabric price group 10	+\$ 566	Specify fabric color number.
	• Vinyl	+\$ 23	Specify vinyl color number.
	• Customer's Own Material (COM)	+\$ 27	▶ See <i>Surface Materials Reference Manual</i> .
	② Fabric on back		
	• Fabric price group 1	No cost	Specify fabric color number.
	• Fabric price group 2	+\$ 27	Specify fabric color number.
	• Fabric price group 3	+\$ 96	Specify fabric color number.
	• Fabric price group 4	+\$ 177	Specify fabric color number.
	• Fabric price group 5	+\$ 307	Specify fabric color number.
	• Fabric price group 6	+\$ 358	Specify fabric color number.
	• Fabric price group 7	+\$ 398	Specify fabric color number.
	• Fabric price group 8	+\$ 543	Specify fabric color number.
	• Fabric price group 9	+\$ 659	Specify fabric color number.
	• Fabric price group 10	+\$ 693	Specify fabric color number.
	• Vinyl	+\$ 27	Specify vinyl color number.
	• Customer's Own Material (COM)	+\$ 27	▶ See <i>Surface Materials Reference Manual</i> .



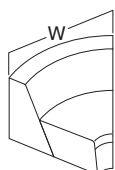
For Canadian Pricing

Multiply U.S. Price by the Canadian price factor.

▶ See page 1 for details.

Specification Information

Dimensions			Style	U.S.
D	W	H	Number	Base Price



Inside Corner Lounge

32"	38½"	29"	TS3CRIN60W	\$2692
-----	------	-----	-------------------	--------



Outside Corner Lounge

32"	39¼"	29"	TS3CROUT60W	\$2692
-----	------	-----	--------------------	--------

Ganging Brackets



Standard Includes **Required to Specify**

- | | |
|--|--|
| <ul style="list-style-type: none"> • Set of two ganging brackets: black plastic • Hardware kit | <ul style="list-style-type: none"> • Style number |
|--|--|

Related Products

- Corner Lounges ▶ Pages 166–172

Specification Information

Style	U.S.
Number	Price

TS3GANGING	\$76
-------------------	------

For Canadian Pricing
 Multiply U.S. Price by the Canadian price factor.
 ▶ See page 1 for details.



Ottoman



Standard Includes	Required to Specify
<ul style="list-style-type: none"> ▶ Need help? Product details, page 148 • Fully upholstered Ottoman: fabric price group 1 • Four adjustable-height legs: brushed aluminum • Meets Cal. 117 requirements 	<ul style="list-style-type: none"> 1 Style number 2 Fabric color number for upholstery 3 Options, if selected (see below) ▶ See <i>Surface Materials</i>, page 192.

Options	U.S. Price	Required to Specify
<p>Surface Materials</p> <p>Upholstery</p> <ul style="list-style-type: none"> • Fabric price group 1 • Fabric price group 2 • Fabric price group 3 • Fabric price group 4 • Fabric price group 5 • Fabric price group 6 • Fabric price group 7 • Fabric price group 8 • Fabric price group 9 • Fabric price group 10 • Vinyl • Customer's Own Material (COM) 	<p>No cost</p> <p>+\$ 23</p> <p>+\$ 61</p> <p>+\$ 92</p> <p>+\$114</p> <p>+\$141</p> <p>+\$168</p> <p>+\$216</p> <p>+\$265</p> <p>+\$303</p> <p>+\$ 23</p> <p>+\$ 55</p>	<p>Specify fabric color number.</p> <p>Specify fabric color number.</p> <p>Specify fabric color number.</p> <p>Specify fabric color number.</p> <p>Specify fabric color number.</p> <p>Specify fabric color number.</p> <p>Specify fabric color number.</p> <p>Specify fabric color number.</p> <p>Specify fabric color number.</p> <p>Specify fabric color number.</p> <p>Specify vinyl color number.</p> <p>▶ See <i>Surface Materials Reference Manual</i>.</p>
<p>Legs</p> <ul style="list-style-type: none"> • Solid maple round wood legs 	<p>+\$233</p>	<p>Specify with <i>solid maple round wood legs</i> and select V1AC Natural Cherry, V1AM Clear Maple, or V1EW Dark Walnut.</p>
<p>Glides</p> <ul style="list-style-type: none"> • Low profile glide 	<p>No cost</p>	<p>Specify with <i>low profile glides</i>.</p>

Tip: Wood legs are natural wood and may show variations in grain and color.

Tip: The Ottoman must be specified with low profile glides.

Specification Information	
Style Number	U.S. Base Price
TS34401	\$775



For Canadian Pricing
 Multiply U.S. Price by the Canadian price factor.
 ▶ See page 1 for details.

Pouf



	Standard Includes	Required to Specify
▶ Need help? Product details, page 148	<ul style="list-style-type: none"> Upholstered body: fabric price group 1 Base: black plastic Handle: nylon Glides: plastic Ships fully assembled 	<ol style="list-style-type: none"> Style number Fabric color number for body Nylon color number for handle: <ul style="list-style-type: none"> 5JG0 Black 5JG1 Burgundy 5JG2 Taupe 5JG3 Silver 5JG4 Teal 5JG5 Red 5JG6 Pacific Blue Options, if selected (see below) <ul style="list-style-type: none"> ▶ See <i>Surface Materials</i>, page 192.

Options	U.S. Price	Required to Specify
Surface Materials <ul style="list-style-type: none"> Fabric price group 1 Fabric price group 5 Customer's Own Material (COM) 	No cost +\$112 +\$ 56	Specify fabric color number. Specify fabric color number. ▶ See <i>Surface Materials Reference Manual</i> .
Contrasting stitching <ul style="list-style-type: none"> No contrast stitching Contrast stitching 	No cost +\$ 41	Specify with <i>no contrast stitching</i> . Specify with <i>contrasting stitching</i> and specify color number. ▶ See <i>Surface Materials</i> , page 192.

Tip: Contrast stitching will be 138 weight thread. Thread is normal weight when no contrast stitching is selected.

Tip: Pouf is designed to support weights up to 225 pounds.

Specification Information				
Dimensions			Style Number	U.S. Base Price
D	W	H		
15"	15"	18"	TS4PF	\$642

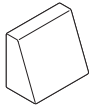


For Canadian Pricing

Multiply U.S. Price by the Canadian price factor.

▶ See page 1 for details.

Wedge



Tip: Wedge connects only to Big or Half Lounge, not corner lounges.

Standard Includes	Required to Specify
<ul style="list-style-type: none"> ▶ Need help? Product details, page 148 • Fully upholstered Wedge: fabric price group 1 • Foot: black plastic • Deck stitch detail • Connecting hardware 	<ul style="list-style-type: none"> 1 Style number 2 Fabric color number for upholstery 3 Options, if selected (see below) ▶ See <i>Surface Materials</i>, page 192.

Surface Materials	Upholstery	U.S. Price	Required to Specify
	<ul style="list-style-type: none"> • Fabric price group 1 • Fabric price group 2 • Fabric price group 3 • Fabric price group 4 • Fabric price group 5 • Fabric price group 6 • Fabric price group 7 • Fabric price group 8 • Fabric price group 9 • Fabric price group 10 • Vinyl • Customer's Own Material (COM) 	<ul style="list-style-type: none"> No cost +\$ 23 +\$ 61 +\$104 +\$162 +\$268 +\$340 +\$376 +\$441 +\$500 +\$ 23 +\$ 56 	<ul style="list-style-type: none"> Specify fabric color number. Specify fabric color number. Specify fabric color number. Specify fabric color number. Specify fabric color number. Specify fabric color number. Specify fabric color number. Specify fabric color number. Specify fabric color number. Specify fabric color number. Specify vinyl color number. ▶ See <i>Surface Materials Reference Manual</i>.

Specification Information	
Style Number	U.S. Base Price
TS3WG	\$1408



For Canadian Pricing
 Multiply U.S. Price by the Canadian price factor.
 ▶ See page 1 for details.

Big Tables

Big Tables

Standard Includes	Required to Specify
<ul style="list-style-type: none"> ▶ Need help? Product details, page 152 • 1 3/8"-thick worksurface center and end panel: Low-Pressure Laminate • 3 mm radius edge band on top sides: default color to match laminate • 1 mm radius edge band vertical: default color to match laminate • Adjustable leveling glides • Shipped ready to assemble 	<ul style="list-style-type: none"> 1 Style number 2 Low-Pressure Laminate color number for table top, center, and end panel 3 Options, if selected (see below) ▶ See <i>Surface Materials</i>, page 192.

For laminate group 2 and 3 pricing, please refer to the electronic catalog or SmartTools.

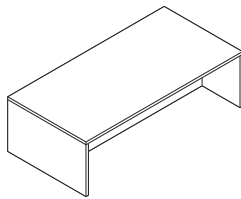
		Options		U.S. Price		Required to Specify
Surface Materials	High-Pressure Laminate	• High-Pressure Laminate price group 1		28"H	40"H	Specify High-Pressure Laminate color number. Specify High-Pressure Laminate color number. Specify High-Pressure Laminate color number. ▶ See <i>Surface Materials Reference Manual</i> .
		• High-Pressure Laminate price group 2		See information at left	See information at left	
		• High-Pressure Laminate price group 3		See information at left	See information at left	
		• Open Line laminate		+\$ 102 plus cost of laminate	+\$ 102 plus cost of laminate	
		Wood veneer		28"H	40"H	
		• Wood group 1		+\$2370	+\$2490	Specify wood color number.
		• Wood group 2		+\$2810	+\$2948	Specify wood color number.
		• Wood group 3		+\$3124	+\$3262	Specify wood color number.
	Modesty Panel	• Contrasting modesty panel		+\$ 152		Specify with <i>contrasting modesty panel</i> and indicate color number.
	Related Products	• Mobile Storage Cabinets and Wardrobes				▶ Page 182
		• Table Drawer				▶ Page 181

Tip: Contrasting finishes are limited to the primary finish (Low-Pressure Laminate with contrasting Low-Pressure Laminate, High-Pressure Laminate with contrasting High-Pressure Laminate, or veneer with contrasting veneer).

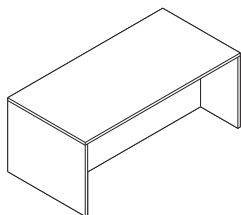
Specification Information

Dimensions			Style	U.S.
D	W	H	Number	Base Price

48"	96"	28"	TS4TL28	\$2909
-----	-----	-----	----------------	--------



48"	96"	40"	TS4TL40	\$3253
-----	-----	-----	----------------	--------



For Canadian Pricing
Multiply U.S. Price by the Canadian price factor.
▶ See page 1 for details.

Big Tables, continued

Big Tables with Trough

*Tip: When using Thread solutions in conjunction with Big Table power options, please specify a Thread power adapter (PFLADPTR) and a Thread connector (PFLCNCTR).
▶ See Architectural Solutions Specification Guide*

Standard Includes	Required to Specify
<ul style="list-style-type: none"> ▶ Need help? Product details, page 152 • 1 3/8"-thick worksurface center and end panel: Low-Pressure Laminate • 3 mm radius edge band on top sides: default color to match laminate • 1 mm radius edge band vertical: default color to match laminate • Technology trough: 4799 Metallic Platinum • Grommet on each end of trough: paint • Adjustable leveling glides • Shipped ready to assemble 	<ol style="list-style-type: none"> 1 Style number 2 Low-Pressure Laminate color number for table top, center, and end panel 3 Paint color number for grommet 4 Options, if selected (see below) ▶ See <i>Surface Materials</i>, page 192.

Tip: Trough is 10" in diameter.

For laminate group 2 and 3 pricing, please refer to the electronic catalog or SmartTools.

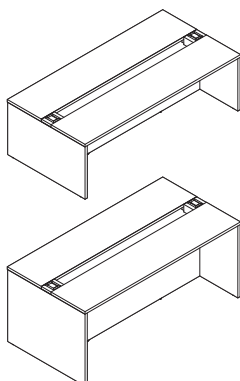
Options	U.S. Price		Required to Specify
Surface Materials <ul style="list-style-type: none"> • High-Pressure Laminate price group 1 • High-Pressure Laminate price group 2 • High-Pressure Laminate price group 3 • Open Line laminate 	28"H +\$ 741 See information at left See information at left +\$ 102 plus cost of laminate	40"H +\$ 846 See information at left +\$ 102 plus cost of laminate	Specify High-Pressure Laminate color number. Specify High-Pressure Laminate color number. Specify High-Pressure Laminate color number. ▶ See <i>Surface Materials Reference Manual</i> .
Wood veneer <ul style="list-style-type: none"> • Wood group 1 • Wood group 2 • Wood group 3 	28"H +\$2241 +\$2711 +\$3028	40"H +\$2355 +\$2842 +\$3158	Specify wood color number. Specify wood color number. Specify wood color number.
Paint <ul style="list-style-type: none"> • Paint price group 1 • Paint price group 2 • Paint price group 3 	No cost +\$ 23 +\$ 35		Specify paint color number. Specify paint color number. Specify paint color number.
Modesty Panel <ul style="list-style-type: none"> • Contrasting modesty panel 	+\$ 152		Specify <i>with contrasting modesty panel</i> and indicate color number.
Receptacles <ul style="list-style-type: none"> • Pop-up receptacle: set of 2 power on each end • Pop-up receptacle: set of 1 power, 1 data on each end • Pop-up receptacle: set of 1 power, 1 USB at each end 	+\$1086 +\$1086 +\$1248		Specify <i>with 2 power receptacle</i> and specify paint color number. Specify <i>with 1 power/1 data receptacle</i> and specify paint color number. Specify <i>with 1 power/1 USB</i> and specify paint color number.
Center Rail <ul style="list-style-type: none"> • Anodized aluminum 	+\$ 413		Specify <i>with center rail</i> .
Related Products <ul style="list-style-type: none"> • Mobile Storage Cabinets and Wardrobes • Table Drawer • Receptacles 			▶ Page 182 ▶ Page 181 ▶ Page 190

Tip: Contrasting finishes are limited to the primary finish (Low-Pressure Laminate with contrasting Low-Pressure Laminate, High-Pressure Laminate with contrasting High-Pressure Laminate, or veneer with contrasting veneer).

Tip: Pop-up receptacles come with a 10' cord.

Tip: For use in Chicago, use TS4TPWR1 or TS4TPWRD1 Pop-Up Power Receptacle and Data only.

Tip: For hardwire option, contact Specials.



Specification Information					
Dimensions			Style Number	U.S. Base Price	
D	W	H			
48"	96"	28"	TS4TLT28	\$3489	
48"	96"	40"	TS4TLT40	\$3841	

Big Tables with Grommets

Tip: If power is desired, make sure to specify one of the receptacle options. The standard Big Table with Grommets comes with an insert to cover the cutout and does not provide power.

For laminate group 2 and 3 pricing, please refer to the electronic catalog or SmartTools.

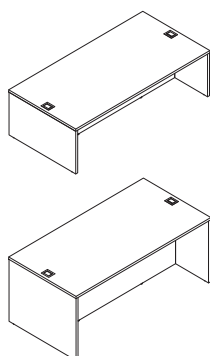
Tip: Contrasting finishes are limited to the primary finish (Low-Pressure Laminate with contrasting Low-Pressure Laminate, High-Pressure Laminate with contrasting High-Pressure Laminate, or veneer with contrasting veneer).

Tip: Pop-up receptacles come with a 10' cord.

Standard Includes		Required to Specify	
<p>▶ Need help? Product details, page 152</p> <ul style="list-style-type: none"> • 1$\frac{3}{8}$"-thick worksurface center and end panel: Low-Pressure Laminate • 3 mm radius edge band on top sides: default color to match laminate • 1 mm radius edge band vertical: default color to match laminate • Grommet on each end of trough: paint • Adjustable leveling glides • Shipped ready to assemble 			<ol style="list-style-type: none"> 1 Style number 2 Low-Pressure Laminate color number for table top, center, and end panel 3 Paint color number for grommet 4 Options, if selected (see below) <p>▶ See <i>Surface Materials</i>, page 192.</p>
Options	U.S. Price		Required to Specify
Surface Materials	High-Pressure Laminate	28"H	40"H
	• High-Pressure Laminate price group 1	+\$ 812	+\$ 919
	• High-Pressure Laminate price group 2	See information at left	
• High-Pressure Laminate price group 3	See information at left		Specify High-Pressure Laminate color number. Specify High-Pressure Laminate color number. Specify High-Pressure Laminate color number. ▶ See <i>Surface Materials Reference Manual</i> .
• Open Line laminate	+\$ 102 plus cost of laminate	+\$ 102 plus cost of laminate	
	Wood veneer	28"H	40"H
	• Wood group 1	+\$2311	+\$2426
	• Wood group 2	+\$2764	+\$2897
	• Wood group 3	+\$3079	+\$3211
	Paint		
	• Paint price group 1	No cost	Specify paint color number.
	• Paint price group 2	+\$ 23	Specify paint color number.
	• Paint price group 3	+\$ 35	Specify paint color number.
Modesty Panel	• Contrasting modesty panel	+\$ 152	Specify with <i>contrasting modesty panel</i> and indicate color number.
Receptacles	• Pop-up receptacle: set of 2 power on each end	+\$1086	Specify with <i>2 power receptacle</i> and specify paint color number.
	• Pop-up receptacle: set of 1 power, 1 data on each end	+\$1086	Specify with <i>1 power/1 data receptacle</i> and specify paint color number.
	• Pop-up receptacle: set of 1 power, 1 USB at each end	+\$1248	Specify with <i>1 power/1 USB</i> and specify paint color number.
Related Products	• Mobile Storage Cabinets and Wardrobes		▶ Page 182
	• Table Drawer		▶ Page 181
	• Receptacles		▶ Page 190

Specification Information

Dimensions			Style	U.S.
D	W	H	Number	Base Price
48"	96"	28"	TS4TLP28	\$3196
48"	96"	40"	TS4TLP40	\$3544



Big Tables, continued

Big Tables—Half Depth

Tip: Big Tables—Half Depth use the center panel at the end (not in the center like the other Big Tables).

Standard Includes	Required to Specify
<ul style="list-style-type: none"> ▶ Need help? Product details, page 152 • 1 3/8"-thick worksurface center and end panel: Low-Pressure Laminate • 3 mm radius edge band on top sides: default color to match laminate • 1 mm radius edge band vertical: default color to match laminate • Adjustable leveling glides • Shipped ready to assemble 	<ul style="list-style-type: none"> 1 Style number 2 Low-Pressure Laminate color number for table top, center, and end panel 3 Options, if selected (see below) ▶ See <i>Surface Materials</i>, page 192.

For laminate group 2 and 3 pricing, please refer to the electronic catalog or SmartTools.

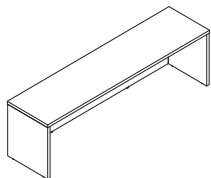
Options	U.S. Price		Required to Specify
Surface Materials <ul style="list-style-type: none"> • High-Pressure Laminate price group 1 • High-Pressure Laminate price group 2 • High-Pressure Laminate price group 3 • Open Line laminate 	28"H	40"H	Specify High-Pressure Laminate color number. Specify High-Pressure Laminate color number. Specify High-Pressure Laminate color number. ▶ See <i>Surface Materials Reference Manual</i> .
	+\$ 655	+\$ 730	
	See information at left	See information at left	
	+\$ 102 plus cost of laminate	+\$ 102 plus cost of laminate	
Wood veneer <ul style="list-style-type: none"> • Wood group 1 • Wood group 2 • Wood group 3 	28"H	40"H	Specify wood color number. Specify wood color number. Specify wood color number.
	+\$2109	+\$2211	
	+\$2527	+\$2653	
	+\$2841	+\$2967	
Modesty Panel <ul style="list-style-type: none"> • Contrasting modesty panel 	+\$ 152		Specify with contrasting modesty panel and indicate color number.

Tip: Contrasting finishes are limited to the primary finish (Low-Pressure Laminate with contrasting Low-Pressure Laminate, High-Pressure Laminate with contrasting High-Pressure Laminate, or veneer with contrasting veneer).

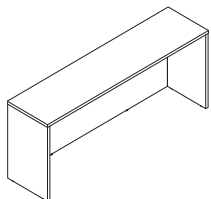
Related Products <ul style="list-style-type: none"> • Mobile Storage Cabinets and Wardrobes • Table Drawer • Receptacles 	▶ Page 182
	▶ Page 181
	▶ Page 190

Specification Information

Dimensions			Style Number	U.S. Base Price
D	W	H		
24"	96"	28"	TS4TLH28	\$2394

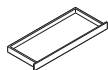


24"	96"	40"	TS4TLH40	\$2907
-----	-----	-----	-----------------	--------



For Canadian Pricing
 Multiply U.S. Price by the Canadian price factor.
 ▶ See page 1 for details.

Table Drawer



Tip: If Mobile Storage Cabinets or Wardrobe is used underneath a Table Drawer, Storage Cabinets or Wardrobe will require the glide option instead of casters in order to clear the Table Drawers.

Standard Includes

- ▶ Need help? Product details, page 152
- Drawer: Low-Pressure Laminate
- Black laminate drawer interior
- Attachment hardware

Required to Specify

- 1 Style number
- 2 Low-Pressure Laminate color number for drawer
- ▶ See *Surface Materials*, page 192.

Related Products

- Big Table
- Big Table with Trough
- ▶ Page 177
- ▶ Page 178

Specification Information

Dimensions			Style Number	U.S. Price
D	W	H		
18"	46"	3"	TS4TLDRW	\$626

Center Rail



Standard Includes

- ▶ Need help? Product details, page 153
- Rail: anodized aluminum
- Attachment hardware

Required to Specify

- Style number

Related Products

- Big Table with Trough
- SOTO worktools
- ▶ Page 178
- ▶ See *Steelcase Worktools Specification Guide*.

Specification Information

Dimensions			Style Number	U.S. Price
D	W	H		
3/4"	80"	4 1/2"	TS4TRAIL	\$429



For Canadian Pricing

Multiply U.S. Price by the Canadian price factor.

- ▶ See page 1 for details.

Mobile Storage Cabinets

Tip: Order a Cabinet Stop Bracket (TS4C025SR), available through Service Parts, to assure that the cabinets are aligned with the Big Table edge.

Tip: Remember to specify lock cylinder and key.
▶ Lock cylinders, page 613

Standard Includes	Required to Specify
<ul style="list-style-type: none"> ▶ Need help? Product details, page 154 • Mobile Storage Cabinet: Low-Pressure Laminate • Two, height-adjustable shelves • Wardrobe on one side, if selected • Casters • Shipped assembled 	<ul style="list-style-type: none"> 1 Style number 2 Low-Pressure Laminate color number for Storage Cabinet 3 Options, if selected (see below) ▶ See <i>Surface Materials</i>, page 192.

Options	U.S. Price	Required to Specify
Lock <ul style="list-style-type: none"> • 9201 Polished Chrome • 9250 Ember Chrome 	<ul style="list-style-type: none"> +\$165 +\$165 	<ul style="list-style-type: none"> Specify with 9201 Polished Chrome. Specify with 9250 Ember Chrome.
Glides <ul style="list-style-type: none"> • Glides 	No cost	Specify with glides.
Related Products <ul style="list-style-type: none"> • Big Tables • Big Tables with Trough 		<ul style="list-style-type: none"> ▶ Page 177 ▶ Page 178

Specification Information		
Dimensions	Style	U.S.
D W H	Number	Base Price

Storage Cabinets

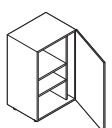
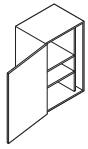
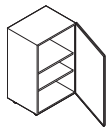
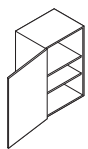
Left-hand				
18½"	23"	38"	TS4TSLH	\$1540

Right-hand				
18½"	23"	38"	TS4TSRH	\$1540

Storage Cabinet Wardrobes

Left-hand				
18½"	23"	38"	TS4TSWLH X10/23	\$1550

Right-hand				
18½"	23"	38"	TS4TSWRH X10/23	\$1550



For Canadian Pricing
Multiply U.S. Price by the Canadian price factor.
▶ See page 1 for details.

X10/23 = Last order entry
October 15, 2023

Paper Table and Accessories

Paper Table



Tip: If glass option is selected, standard stack of paper will be omitted.

Standard Includes		Required to Specify
-------------------	--	---------------------

- | | | |
|--|--|---|
| <ul style="list-style-type: none"> ▶ Need help? Product details, page 155 | <ul style="list-style-type: none"> • Table base: High-Pressure Laminate • Plastic rotating table top: arctic white • Steel table top tray: arctic white • Stack of paper: 44 sheets • Shipped assembled | <ul style="list-style-type: none"> 1 Style number 2 High-Pressure Laminate color number for table base 3 Options, if selected (see below) ▶ See <i>Surface Materials</i>, page 192. |
|--|--|---|

Options	U.S. Price	Required to Specify
---------	------------	---------------------

Paper	• Omit paper	-\$190	Specify with omit paper.
Glass	• Glass	+\$ 27	Specify with glass.
Related Products	<ul style="list-style-type: none"> • Paper • Glass 		<ul style="list-style-type: none"> ▶ See below ▶ Page 184

Specification Information

Dimensions			Style Number	U.S. Base Price
D	W	H		
25"	25"	22½"	TS4TPT	\$1529

Paper



Standard Includes	Required to Specify
-------------------	---------------------

- | | | |
|--|--|--|
| <ul style="list-style-type: none"> ▶ Need help? Product details, page 155 | <ul style="list-style-type: none"> • Paper: 44 sheets per stack | <ul style="list-style-type: none"> Style number |
|--|--|--|

Related Products

- | | |
|---|-------------|
| <ul style="list-style-type: none"> • Paper Table | ▶ See above |
|---|-------------|

Specification Information

Style Number	Quantity	U.S. Price
TS4TPTP	1 stack	\$190
TS4TPTP4	4 stacks	\$385
TS4TPTP6	6 stacks	\$538



For Canadian Pricing
 Multiply U.S. Price by the Canadian price factor.
 ▶ See page 1 for details.

Glass



Tip: Glass top can be used as a markerboard surface.

Standard Includes **Required to Specify**

- | | | |
|--|------------------|--------------|
| ▶ Need help?
Product details,
page 155 | • Tempered glass | Style number |
|--|------------------|--------------|

Related Products

- | | |
|---------------|------------|
| • Paper Table | ▶ Page 183 |
|---------------|------------|

Specification Information

• Style • Number	• U.S. • Price
TS4TPTG	\$232



For Canadian Pricing

Multiply U.S. Price by the Canadian price factor.

▶ See page 1 for details.

Personal Table



Tip: The Personal Table is not intended for seating purposes, and has a load limit of 40 pounds.

Tip: When ordering Open Line laminate patterns, patterns will not align between tables.

Standard Includes	Required to Specify
-------------------	---------------------

<ul style="list-style-type: none"> ▶ Need help? Product details, page 155 	<ul style="list-style-type: none"> • Personal Table: High-Pressure Laminate 	<ul style="list-style-type: none"> 1 Style number 2 High-Pressure Laminate color number for table: <ul style="list-style-type: none"> 2535 Virginia Walnut 2730 Arctic White 2HAT Acacia 3 Options, if selected (see below)
--	--	--

Options	U.S. Price	Required to Specify
---------	------------	---------------------

<ul style="list-style-type: none"> ▶ Top 	<ul style="list-style-type: none"> • Open Line laminate 	<ul style="list-style-type: none"> +\$102 plus cost of laminate 	<ul style="list-style-type: none"> ▶ See <i>Surface Materials Reference Manual</i>.
--	--	--	--

Specification Information				
• Dimensions			• Style	• U.S.
D	W	H	Number	Base Price

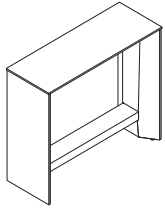
19½"	14"	26"	TS4TWP	\$686
:	:	:	:	:



For Canadian Pricing
 Multiply U.S. Price by the Canadian price factor.
 ▶ See page 1 for details.

Slim Table and Skate Table

Standing Height Slim Tables



► Need help?
Product details,
page 156

Standard Includes

- 1/2" thick top and sides: Low-Pressure Laminate
- Edge band on top and sides: plastic
- Steel frame and footshelf: paint
- Two simplex receptacles: plastic
- 15-amp power cord: black plastic
- Bag hook on inside of each leg frame
- Glides
- Shipped ready to assemble

Required to Specify

- 1 Style number
 - 2 Low-Pressure Laminate color number for top and sides
 - 3 Plastic color number for edge band
 - 4 Paint color number for steel frame
 - 5 Paint color number for footshelf
 - 6 Plastic color number for simplex receptacles:
6009 Arctic White
6249 Platinum Solid
6527 Merle
 - 7 Options, if selected (see below)
- See *Surface Materials*, page 192.

For laminate group 2 and 3 pricing, please refer to the electronic catalog or SmartTools.

	Options	U.S. Price		Required to Specify	
Surface Materials	Top and sides	48"W	60"W		
	• High-Pressure Laminate price group 1	+\$416	+\$474	Specify High-Pressure Laminate color number.	
	• High-Pressure Laminate price group 2	See information at left		Specify High-Pressure Laminate color number.	
	• High-Pressure Laminate price group 3	See information at left		Specify High-Pressure Laminate color number.	
	• Open Line laminate	+\$102 plus cost of laminate	+\$102 plus cost of laminate	► See <i>Surface Materials Reference Manual</i> .	
	• Wood group 1	+\$713	+\$822	Specify wood color number.	
	• Wood group 2	+\$786	+\$895	Specify wood color number.	
	• Wood group 3	+\$856	+\$965	Specify wood color number.	
	Edge (High-Pressure Laminate only)				
	• Plastic	No cost	No cost	Select plastic color number.	
Frame					
• Paint price group 1	No cost	No cost	Specify paint color number.		
• Paint price group 2	+\$ 80	+\$ 86	Specify paint color number.		
• Paint price group 3	+\$165	+\$181	Specify paint color number.		
Footshelf					
• Paint price group 1	No cost		Specify paint color number.		
• Paint price group 2	+\$ 28		Specify paint color number.		
• Paint price group 3	+\$ 74		Specify paint color number.		
Power Schematic	• Two power	No cost		Specify <i>with 2 power</i> .	
	• One power and one USB	+\$206		Specify <i>with 1 power and 1 USB</i> .	
	• One power and one USB C	+\$342		Specify <i>with 1 power and 1 USB C</i> .	

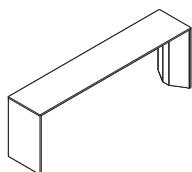
Specification Information

• Dimensions			• Style Number	• U.S. Base Price
D	W	H		
18"	48"	42"	TS4TPSTS48	\$2117
18"	60"	42"	TS4TPSTS60	\$2401



For Canadian Pricing
Multiply U.S. Price by the Canadian price factor.
► See page 1 for details.

Slim Table



Standard Includes		Required to Specify
<ul style="list-style-type: none"> ▶ Need help? Product details, page 156 	<ul style="list-style-type: none"> • 1/2" thick top and sides: Low-Pressure Laminate • Edge band on top and sides: plastic • Steel frame: paint • Two simplex receptacles: plastic • 15-amp power cord: black plastic • Glides • Shipped ready to assemble 	<ol style="list-style-type: none"> 1 Style number 2 Low-Pressure Laminate color number for top and sides 3 Plastic color number for edge band 4 Paint color number for steel frame 5 Plastic color number for simplex receptacles: <ul style="list-style-type: none"> 6009 Arctic White 6249 Platinum Solid 6527 Merle 6 Options, if selected (see below) <ul style="list-style-type: none"> ▶ See <i>Surface Materials</i>, page 192.

Tip: High-Pressure Laminate requires plastic on edge.

Tip: High-Pressure Laminate on the Campfire Slim Table and Campfire Skate Table will be shipped in 20 business days after receipt of a clean order. Products are typically delivered within 25 business days.

For laminate group 2 and 3 pricing, please refer to the electronic catalog or SmartTools.

Options	U.S. Price	Required to Specify
Surface Materials <ul style="list-style-type: none"> • Top • High-Pressure Laminate price group 1 • High-Pressure Laminate price group 2 • High-Pressure Laminate price group 3 • Open Line laminate • Wood group 1 	<ul style="list-style-type: none"> • High-Pressure Laminate price group 1 +\$268 • High-Pressure Laminate price group 2 See information at left • High-Pressure Laminate price group 3 See information at left • Open Line laminate +\$102 plus cost of laminate • Wood group 1 +\$584 	<ul style="list-style-type: none"> • Specify High-Pressure Laminate color number. • Specify High-Pressure Laminate color number. • Specify High-Pressure Laminate color number. ▶ See <i>Surface Materials</i>, page 192. • Specify wood color number.
<ul style="list-style-type: none"> • Edge (High-Pressure Laminate only) • Plastic 	<ul style="list-style-type: none"> • No cost 	<ul style="list-style-type: none"> • Select plastic color number.
<ul style="list-style-type: none"> • Frame • Paint price group 1 • Paint price group 2 • Paint price group 3 	<ul style="list-style-type: none"> • No cost • No cost • +\$111 	<ul style="list-style-type: none"> • Specify paint color number. • Specify paint color number. • Specify paint color number.
Power Schematic <ul style="list-style-type: none"> • Two power • One power and one USB • One power and one USB C 	<ul style="list-style-type: none"> • No cost • +\$206 • +\$342 	<ul style="list-style-type: none"> • Specify <i>with 2 power</i>. • Specify <i>with 1 power and 1 USB</i>. • Specify <i>with 1 power and 1 USB C</i>.
Related Products <ul style="list-style-type: none"> • Big Lounge • Half Lounge • Slim Table • Footrest 		<ul style="list-style-type: none"> ▶ Page 160 ▶ Page 163 ▶ Page 187 ▶ Page 189

Specification Information

Dimensions			Style Number	U.S. Base Price
D	W	H		
14"	66"	23"	TS4TPST	\$1353

**For Canadian Pricing**

Multiply U.S. Price by the Canadian price factor.

▶ See page 1 for details.

Skate Table



Standard Includes	Required to Specify
<ul style="list-style-type: none"> ▶ Need help? Product details, page 156 • 1/2" thick top and sides: High-Pressure Laminate • 3 mm radius edge band on top • Steel base: paint • Cord grommet: 6527 Merle • Glides: 6527 Merle • Skate wheels: 6527 Merle • Shipped ready to assemble 	<ul style="list-style-type: none"> 1 Style number 2 High-Pressure Laminate color number for top 3 Paint color number for steel base 4 Options, if selected (see below) ▶ See <i>Surface Materials</i>, page 192.

Tip: High-Pressure Laminate requires plastic on edge.

Tip: High-Pressure Laminate on the Campfire Slim Table and Campfire Skate Table will be shipped in 20 business days after receipt of a clean order. Products are typically delivered within 25 business days.

For laminate price group 2 and 3 pricing, please refer to the Online catalog or SmartTools.

Options	U.S. Price	Required to Specify
Surface Materials		
Top		
• High-Pressure Laminate price group 2	See information at left	Specify High-Pressure Laminate color number.
• High-Pressure Laminate price group 3	See information at left	Specify High-Pressure Laminate color number.
• Open Line laminate	+\$102 plus cost of laminate	▶ See <i>Surface Materials</i> , page 192.
• Wood group 1	+\$140	Specify wood color number.
Edge (High-Pressure Laminate only)		
• Plastic	No cost	Select plastic color number.
Base		
• Paint price group 1	No cost	Specify paint color number.
• Paint price group 2	No cost	Specify paint color number.
• Paint price group 3	+\$ 65	Specify paint color number.
Related Products		<ul style="list-style-type: none"> ▶ Page 160 ▶ Page 163 ▶ Page 187 ▶ Page 189
• Big Lounge		
• Half Lounge		
• Slim Table		
• Footrest		

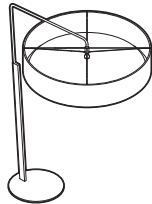
Specification Information				
• Dimensions			• Style	• U.S.
D	W	H	Number	Base Price
18"	22"	24 ⁷ / ₈ "	TS4TST	\$683



For Canadian Pricing
 Multiply U.S. Price by the Canadian price factor.
 ▶ See page 1 for details.

Accessories

Big Lamp



Tip: Shade diameter is 55".

Tip: Bottom of shade is 78" off of the floor.

Tip: Light bulb is not included. Use a 100 watt A19 incandescent bulb. A compact fluorescent bulb can be used as long as the overall length does not exceed 47/16".

Standard Includes		Required to Specify
<ul style="list-style-type: none"> ▶ Need help? Product details, page 158 	<ul style="list-style-type: none"> • Lamp base: paint price group 1 • Lamp shade: Cogent: Connect • 9' cord with three-prong plug • Shipped ready to assemble 	<ol style="list-style-type: none"> 1 Style number 2 Paint color number for lamp base 3 Fabric color number for lamp shade 4 Options, if selected (see below) <ul style="list-style-type: none"> ▶ See <i>Surface Materials</i>, page 192.

Options	U.S. Price	Required to Specify
Surface Materials <ul style="list-style-type: none"> • Paint price group 1 • Paint price group 2 • Paint price group 3 	Base <ul style="list-style-type: none"> • No cost • No cost • +\$86 	<ul style="list-style-type: none"> Specify paint color number. Specify paint color number. Specify paint color number.

Specification Information				
Dimensions			Style	U.S.
D	W	H	Number	Base Price
55"	76"	93"	TS4TBL	\$2595

Footrest



Standard Includes		Required to Specify
<ul style="list-style-type: none"> ▶ Need help? Product details, page 158 	<ul style="list-style-type: none"> • Footrest: grey expanded polypropylene foam • Band: 3 mm plastic 	<ol style="list-style-type: none"> 1 Style number 2 Plastic color number for band <ul style="list-style-type: none"> ▶ See <i>Surface Materials</i>, page 192.

Related Products	
<ul style="list-style-type: none"> • Big Lounge • Half Lounge • Slim Table • Skate Table 	<ul style="list-style-type: none"> ▶ Page 160 ▶ Page 163 ▶ Page 187 ▶ Page 188

Specification Information				
Dimensions			Style	U.S.
D	W	H	Number	Price
16 ⁵ / ₈ "	16 ¹ / ₄ "	11"	TS3FR	\$308

 **For Canadian Pricing**
 Multiply U.S. Price by the Canadian price factor.
 ▶ See page 1 for details.

Screens

Standard Includes **Required to Specify**

- | | | |
|--|--|--|
| <ul style="list-style-type: none"> ▶ Need help? Product details, page 158 | <ul style="list-style-type: none"> • Screen: mesh • Frame: 0835 Black paint • Ships ready to assemble | <ul style="list-style-type: none"> 1 Style number 2 Fabric color number for mesh screen ▶ See <i>Surface Materials</i>, page 192. |
|--|--|--|

Related Products

- | | |
|--|--|
| <ul style="list-style-type: none"> • Big Lamp • Big Lounge | <ul style="list-style-type: none"> ▶ Page 189 ▶ Page 160 |
|--|--|

Specification Information

• Dimensions • H	• Style • Number	• U.S. • Price
---------------------	---------------------	-------------------

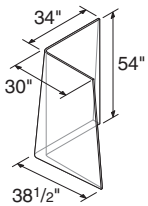
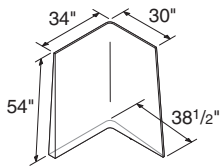
Screens

Right-Hand

54"	TS4TSCRNR	\$1454
⋮	⋮	⋮

Left-Hand

54"	TS4TSCRNL	\$1454
⋮	⋮	⋮



Vertical Cord Cover

Standard Includes **Required to Specify**

- | | |
|---|--|
| <ul style="list-style-type: none"> • Vertical Cord Cover: black plastic • Attachment hardware | <ul style="list-style-type: none"> Style number |
|---|--|

Related Products

- | | |
|--|--|
| <ul style="list-style-type: none"> • Big Table • Big Table with Trough | <ul style="list-style-type: none"> ▶ Page 177 ▶ Page 178 |
|--|--|

Specification Information

• Length	• Style • Number	• U.S. • Price
----------	---------------------	-------------------

28"	TS4TVWM28	\$36
40"	TS4TVWM40	\$55
⋮	⋮	⋮



For Canadian Pricing
 Multiply U.S. Price by the Canadian price factor.
 ▶ See page 1 for details.

Receptacles



Standard Includes	Required to Specify
<ul style="list-style-type: none"> • Receptacle: paint • Attachment hardware • 10' electrical cord 	<ul style="list-style-type: none"> 1 Style number 2 Paint color number 3 Options, if selected (see below) ▶ See <i>Surface Materials</i>, page 192.

Options	U.S. Price	Required to Specify
Surface Materials Paint <ul style="list-style-type: none"> • Paint price group 1 • Paint price group 2 • Paint price group 3 	No cost +\$23 +\$35	Specify paint color number. Specify paint color number. Specify paint color number.

Related Products <ul style="list-style-type: none"> • Big Table with Trough 	▶ Page 178
---	------------

Specification Information

Style Number	U.S. Base Price

Dual Pop-Up Receptacle, Power on Each End

TS4TPWR	\$1129

Dual Pop-Up Receptacle, One Power and One Data Port on Each End

TS4TPWRD	\$1129

Dual Pop-Up Receptacle, One Power and One USB Port on Each End

TS4TPWRUSB	\$1296

Dual Pop-Up Receptacle on One End

TS4TPWR1	\$ 423

Dual Pop-Up Receptacle, One Power and One Data Port on One End

TS4TPWRD1	\$ 423

Dual Pop-Up Receptacle, One Power and One USB on One End

TS4TPWRUSB1	\$ 508

Tip: Pop-up receptacles come with a 10' cord.

▶ See Understanding page 152 to understand price differences between power options.



For Canadian Pricing

Multiply U.S. Price by the Canadian price factor.

▶ See page 1 for details.

Surface Materials

Paint

Applies to:

- Big Table trough
- 4799 Platinum Metallic

Applies to:

- Big Lamp base
- Big Table Power Receptacles
- Slim Table frame
- Skate Table base

Price Group 1

- 4238 Mocha
- 4239 Clay
- 4240 Chalk
- 4242 Milk
- 7225 Sand
- 7230 Basalt
- 7237 Slate
- 7238 Fieldstone
- 7239 Midnight
- 7241 Arctic White
- 7243 Seagull
- 7250 Sterling Dark Solid
- 7278 Dark Bronze
- 7360 Merle

Price Group 2

- 0835 Black
- 4140 Arctic White Gloss
- 4700 Warm White
- 4743 Mineral Metallic
- 4750 Champagne Metallic
- 4798 Sterling Metallic
- 4799 Platinum Metallic
- 4803 Near Black Metallic
- 7245 Carbon Metallic
- 7246 Midnight Metallic

Price Group 3

Accent Paint

- 1ATG Rose Quartz
- 4AV3 Blue Jay
- 4AV4 Baltic
- 4AX1 Citron
- 4AY2 Chili
- 4AZ5 Marlin
- 4CL1 Dark Olivine
- 4CL2 Ice Blue
- 4CL3 Aura
- 4CL4 Sea Glass
- 4CL5 Light Matcha
- 4CL6 Terra
- 4CL7 Sandstone
- 4CL8 Smokey Plum
- 4CZ5 Honey
- 4CZ6 Lagoon
- 4CZ8 Light Peacock

E = Established

Applies to:

- Big Lamp base
- Skate Table base
- Slim Table frame
- Standing Height Slim Table frame

Lux Coatings

- 4B20 Obsidian
- 4B22 Matte Brass
- 4B23 Burnished Bronze
- 4B24 Night Bronze
- 4B25 Matte Copper
- 4B26 Smoked Mica
- 4B29 Cast Iron

Select Surfaces

Price Group 3

PerfectMatch

PerfectMatch is a service that allows you to create your own paint color. Refer to the *Surface Materials Reference Manual* for more information about this program.

- 4990 PerfectMatch

Plastic

Steelcase Surfaces

Applies to:

- Footrest
- 6009 Arctic White
- 6333 Picasso
- 6335 Wasabi
- 6338 Chili
- 6527 Merle

Applies to:

- Standing Height Slim Table Simplex Receptacles
- 6009 Arctic White
- 6249 Platinum Solid
- 6527 Merle

Applies to:

- Slim Table
- Skate Table
- 6000 Black
- 6009 Arctic White
- 6034 Natural Cherry
- 6036 Medium Cherry
- 6037 Winter on Maple
- 6038 Blonde on Maple **E**
- 6041 Natural Walnut **E**
- 6052 Milk
- 6053 Seagull
- 6213 Acacia
- 6219 Clear Oak
- 6231 Graphite Walnut
- 6237 Clear Maple
- 6242 Virginia Walnut
- 6243 Blackwood **E**
- 6245 Clear Walnut
- 6249 Platinum Solid
- 6527 Merle
- 6619 Ice **E**
- 6631 Cream **E**
- 6635 Dawn **E**
- 6636 Mist
- 6654 Sand
- 6655 Warm White

Applies to:

- Big Table
- Skate Table
- Slim Table
- 6T02 Fawn Cypress
- 6T04 Saddle Oak
- 6T05 Veranda Teak
- 6T07 Walnut Heights
- 6T08 Aggregate
- 6T09 Gravel
- 6T10 Cement
- 6T12 Sheetrock

Laminate

Steelcase Surfaces

Low-Pressure Laminate

Price Group 1

Applies to:

- Big Table
- Mobile Storage Cabinet
- Mobile Storage Cabinet with Wardrobe
- Slim Table Top and Sides

Fiber Laminate

- 2L50 Vanadium Fiber
- 2L52 Tungsten Fiber

Solid Laminate

- 247L Black
- 2L30 Arctic White
- 2L83 Seagull
- 2L84 Milk
- 2L85 Dune
- 2LMG Merle

Woodgrain Laminate

- 24L0 Graphite Walnut
- 25L1 Winter on Maple
- 25L5 Virginia Walnut
- 25L6 Blackwood **E**
- 25L8 Clear Walnut
- 267L Marbled Cherry V2 **E**
- 26L1 Natural Cherry
- 2L09 Clear Maple
- 2LAK Clear Oak
- 2LAN Ash Noce
- 2LAT Acacia
- 2LAW Ash Wenge
- 2LBN Bisque Noce
- 2LBW Bisque Wenge
- 2LCN Clay Noce
- 2LCW Clay Wenge
- 2LSN Storm Noce
- 2LSW Storm Wenge

High-Pressure Laminate

Price Group 1

Applies to:

- Paper Table
- 2535 Virginia Walnut
- 2536 Blackwood **E**
- 2538 Clear Walnut

Applies to:

- Personal Table
- 2535 Virginia Walnut
- 2730 Arctic White
- 2HAT Acacia

Applies to:

- Big Table
- Slim Table
- Skate Table

Fiber Laminate

- 2850 Vanadium Fiber
- 2852 Tungsten Fiber
- 2854 Vellum Fiber **E**
- 2860 Granite Fiber
- 2862 Stucco Fiber **E**

Micro Laminate

- 2920 Marl Micro
- 2921 Gypsum Micro
- 2922 Clay Micro

Patina Laminate

- 2870 Blonde Bronze Patina
- 2873 Instant Iron Patina

Solid Laminate

- 2722 Cream **E**
- 2730 Arctic White
- 2746 Black
- 2759 Warm White
- 2811 Mist **E**
- 2883 Seagull
- 2884 Milk
- 2885 Dune
- 2HAA Persian Salt
- 2HAB Rose
- 2HAC Indigo
- 2HAD Green Citrine
- 2HAE Dark Olivine
- 2HAF Cloudy
- 2HMG Merle

Speckle Laminate

- 2820 Coffee Speckle **E**
- 2823 Driftwood Speckle
- 2824 Smoke Speckle
- 2825 Vanadium Speckle

Tip: Established finishes are available for delivery in 15 business days.

Woodgrain Laminate

2406	Clear Cherry	E
2409	Clear Maple	
2410	Graphite Walnut	
2412	Natural Cherry	
2422	Medium Cherry	
2511	Winter on Maple	
2535	Virginia Walnut	
2536	Blackwood	E
2538	Clear Walnut	
2592	Blonde on Maple	E
2612	Marbled Maple	E
2614	Chocolate Walnut	E
2615	Marbled Cherry	E
2714	Natural Walnut	E
2HAK	Clear Oak	
2HAN	Ash Noce	
2HAT	Acacia	
2HAW	Ash Wenge	
2HBN	Bisque Noce	
2HBW	Bisque Wenge	
2HCN	Clay Noce	
2HCW	Clay Wenge	
2HSN	Storm Noce	
2HSW	Storm Wenge	

Price Group 2**Textured Laminate**

2TH2	Fawn Cypress
2TH4	Saddle Oak
2TH5	Veranda Teak
2TH7	Walnut Heights
2UH1	Reclaimed Aggregate
2UH2	Reclaimed Gravel
2UH4	Cement
2UH6	Sheetrock

Price Group 3**Solid Laminate**

24H1	Satin White
24H2	Satin Black
24H3	Satin Stone
24H4	Satin Mocha

Applies to:
• Big Table

Custom Surfaces**Open Line Laminate (OLL)**

This service allows you to order non-standard laminate at an additional processing fee of \$102 U.S. per unit, plus the cost of the laminate.

High-Pressure Laminate pricing does not include premium or digitally printed patterns from any suppliers. Laminate cost may also vary for basic or standard laminates from other suppliers. Please contact the OLL consultant at 616.475.2426 for pricing. The cost of the laminate will be added to your invoice as a separate line on the acknowledgement.

When processing orders for Open Line laminate on Bivi, specify 2900 in the laminate finish field and enter the OLL manufacturer information.

Enter the required edge finish as you would a standard laminate. Laminate Approval and Material Requirements to confirm whether a particular laminate has already been tested for use on a specific Steelcase product or to determine material square foot requirements: For additional information, refer to the *Surface Materials Reference Manual*.

Fabric

Applies to:
• Big Lamp shade

Cogent: Connect

5S15	Coconut
5S16	Turmeric
5S17	Tangerine/Honey
5S18	Scarlet
5S19	Concord
5S21	Blue Jay
5S23	Wasabi
5S24	Nickel
5S25	Graphite
5S26	Licorice
5S27	Malt
5S28	Root Beer
5S93	Indigo/Blueprint
5S94	Lizard/Jungle
5S95	Sailor
5S96	Quicksilver
5S99	Lipstick/Merlot
5SD0	Royal Blue
5SD1	Aubergine
5SD2	Peacock
5SD3	Lagoon
5SD4	Saffron
5SD5	Citrine
5SD6	Rose Quartz
5SD7	Sea Salt
5SF3	Storm Cloud
5SF4	Olivine

Upholstery**Steelcase Surfaces**

Not every upholstery is available on every chair. Please refer to the upholstery matrix on page 494 before specifying.

Price Group 1

Buzz2
Era
Jacks E
New Black
Link
Tip: New Black upholstery has fabric in both price group 1 and price group 2.

Price Group 2

Cogent: Connect
Foundation
New Black
Nitelights
Stand In
Steelcase Vinyl E
Tip: New Black upholstery has fabric in both price group 1 and price group 2.

Price Group 3

Billiard Multi-Use by
DesignTex
Gaja
Redeem
Retrieve

Price Group 5

Bo Peep

Price Group 6

Brisa

Price Group 7

Steelcut Trio

Applies to:
• Pouf

Price Group 1

Era

Price Group 5

Bo Peep

Nylon

Applies to:
• Pouf
5JG0 Black
5JG1 Burgundy
5JG2 Taupe
5JG3 Silver
5JG4 Teal
5JG5 Red
5JG6 Pacific Blue

Thread**Steelcase Surfaces**

Applies to:
• Pouf
UB01 Charcoal
UB02 Ash
UB03 Powder Blue
UB04 Evergreen
UB05 Bright Red

Mesh

Applies to:
• Screen
T615 Sultry Smoke
T620 Arctic Ermine
T625 Marina Blue

Wood

Steelcase carefully selects veneer and solid wood for consistent color and grain structure. Wood is a natural material and variations will occur in color, grain and texture. These variations are part of the inherent natural beauty of wood and are not considered defects.

All wood products will darken with age and exposure to ultraviolet light. This is especially apparent with cherry and maple veneer.

We recommend that desk accessories be rearranged periodically to ensure even aging of wood surfaces.

When storing your wood furniture, please follow the following guidelines:

- Do not store products in trailers.
- Store products in areas that simulate office temperatures (60°F to 90°F).
- Store products in areas that maintain constant, office-like humidity levels.
- Keep product away from light. Cover products to make sure they are not exposed to light.

Steelcase Surfaces**Veneer**

Veneers are matched for proper balance and consistency. Veneers are available quarter cut, except for Oak, which is rift cut. Refer to the *Surface Materials Reference Manual* for descriptions of each cut.

Applies to:
• Ottoman round legs
V1AC Natural Cherry
V1AM Clear Maple
V1EW Dark Walnut

Applies to:
• Big Table

Open-pore finish is a medium gloss finish that leaves the wood grain texture visible to the eye and distinguishable to the touch.

E = Established

Surface Materials, continued

Veneer**Wood Group 1****Flat-cut open-pore**

- 3062 FC/OP Graphite Walnut
- 3402 FC/OP Clear Cherry (Aged)
- 3412 FC/OP Natural Cherry **E**
- 3422 FC/OP Medium Cherry
- 3522 FC/OP Clear Maple
- 3592 FC/OP Blonde on Maple **E**
- 3702 FC/OP Clear Walnut
- 3712 FC/OP Natural Walnut
- 3752 FC/OP Medium Walnut **E**
- 3762 FC/OP Dark Walnut
- 3772 FC/OP Medium Mahogany on Walnut

Flat-Cut Open-Pore, Natural Veneer

- 3342 FC/OP Black Walnut
- 35A2 FC/OP Blanch Maple
- 37A2 FC/OP Thunder Walnut

Quarter-Cut Open-Pore

- 3042 QC/OP Ash **E**
- 3222 QC/OP Clear Maple
- 3292 QC/OP Blonde on Maple **E**
- 3302 QC/OP Clear Walnut
- 3312 QC/OP Natural Walnut
- 3352 QC/OP Medium Walnut **E**
- 3362 QC/OP Dark Walnut
- 3372 QC/OP Medium Mahogany on Walnut
- 3382 QC/OP Graphite Walnut

Quarter-Cut Open-Pore, Natural Veneer

- 32A2 QC/OP Blanch Maple
- 33A2 QC/OP Thunder Walnut
- 3392 QC/OP Black Walnut

Rift-Cut Open-Pore

- 3602 RC/OP Desert Oak

Rift-Cut Full-Fill, Natural Veneer

- 36A2 RC/OP Volcanic Oak

Wood Group 3**Flat-Cut Open-Pore, Natural Veneer**

- 3082 FC/OP Washed Walnut

Wood Group 1**Open-Pore Planked Veneer**

- 3P41 OP Planked Cherry
- 3P51 OP Planked Maple
- 3P61 OP Planked Oak
- 3P71 OP Planked Walnut
- 3VFX OP Unmarked Oak

Tip: Known for its uniqueness, planked veneer has intentional and natural variations that include, but are not limited to: character marks, grain pattern, color, and natural color aging.

E = Established

Full-Fill

Full-fill finish is a medium-gloss finish that completely fills the grain texture, yet allows the grain pattern to be seen. The wood has a lustrous, satiny look, and it is smooth to the touch. This finish is available on the wood worksurface or field-installed top only.

Wood Group 2**Flat-Cut Full-Fill**

- 3064 FC/FF Graphite Walnut
- 3404 FC/FF Clear Cherry (Aged)
- 3414 FC/FF Natural Cherry **E**
- 3424 FC/FF Medium Cherry
- 3524 FC/FF Clear Maple
- 3544 FC/FF Blonde on Maple **E**
- 3704 FC/FF Clear Walnut
- 3714 FC/FF Natural Walnut
- 3754 FC/FF Medium Walnut **E**
- 3764 FC/FF Dark Walnut
- 3774 FC/FF Medium Mahogany on Walnut

Flat-Cut Full-Fill, Natural Veneer

- 3734 FC/FF Black Walnut

Quarter-Cut Full-Fill

- 3224 QC/FF Clear Maple
- 3294 QC/FF Blonde on Maple **E**
- 3304 QC/FF Clear Walnut
- 3314 QC/FF Natural Walnut
- 3354 QC/FF Medium Walnut **E**
- 3364 QC/FF Dark Walnut
- 3374 QC/FF Medium Mahogany on Walnut
- 3384 QC/FF Graphite Walnut

Quarter-Cut Full-Fill, Natural Veneer

- 3394 QC/FF Black Walnut

Rift-Cut Full-Fill

- 3604 RC/FF Desert Oak

Wood Group 3**Flat-Cut Full-Fill, Natural Veneer**

- 3084 FC/FF Washed Walnut

Premium Veneers

A selection of Premium veneers in this collection are available on most Steelcase brand products. The collection will be available as close to standard leadtimes as possible. However, because adequate supplies of veneer and solids must be secured, all orders will be scheduled individually. Leadtimes will vary based on Premium veneer and Premium solids availability at the time the order is placed. The collection is available as Wood Group 3 as part of our Select Surfaces program, and supported like standard veneers to make ordering easy. Please see the Steelcase surface materials section on village.steelcase.com for sample information and product line availability. All premium veneers are in clear-coat.

Wood Group 3**Quarter-Cut Open-Pore**

- 3832 QC/OP Figured Anegre

Select Surfaces**Composite Veneer**

Composite veneers are an engineered wood intended to create specific grain patterns and characteristics. They are pre-stained and finished with Steelcase's Clarity water-borne UV topcoat, which protects the environment while providing durability and clarity. Only open-pore finishes are available on composite wood. Composite veneer and matching edge bands are available on most Steelcase brand products. Composites, for use as a solid nosing substitute, are not available. Steelcase does not recommend mixing composite veneers with natural solid nosings because composite and natural wood grain and color matching are rarely compatible. Composite veneers are Select Surfaces as Wood Group 1 pricing.

Wood Group 1**Flat-Cut Open-Pore**

- 3JDX FC/OP Oak Composite
- 3JJX FC/OP Walnut Composite

Quarter-Cut Open-Pore

- 3F8X QC/OP European Walnut Composite
- 3GGX QC/OP Zebrano Composite
- 3HGX QC/OP Oak Composite
- 3HVX QC/OP Walnut Composite
- 3ZNX QC/OP Night Cerused Oak Composite

Upholstery

Applies to:

- Lounges, Wedge, and Ottoman

Not every upholstery is available on every chair.

Please refer to the upholstery matrix on page 494 before specifying.

Price Group 1

Buzz2

Era

Jacks **E**

Link

Price Group 2

Cogent: Connect

Cogent: Geode Vertical **E**

Foundation

Nitelights

Stand In

Price Group 3

Billiard Multi-Use by

Designtex

Gaja

Redeem

Retrieve

Price Group 5

Bo Peep

Remix

Silk

Price Group 6

Brisa

Select Surfaces

For information on products within Select Surfaces, including accent paints and fabrics from Designtex, Gabriel, Kvadrat, and Pollack, please refer to the *Surface Materials Reference Manual* or visit www.steelcase.com/surface-materials under the Select Surfaces section.

Custom Surfaces

Price Group COM (Customer's Own Material)

Fabric Approval and Yardage

To confirm whether a particular COM material has already been tested for use on a specific Steelcase product or to determine actual yardage requirements:

- Visit www.steelcase.com

For additional information regarding Customer's Own Material, call 1.888.STEELCASE (1.888.783.3522) or send an e-mail to lineone@steelcase.com.

Customer's Own Material (COM) Program

The Customer's Own Material (COM) program offers the opportunity for customers to select fabrics that are not offered through the standard Steelcase surface materials program for use on Steelcase products. Once approved, you can place your order. Steelcase will facilitate the entire ordering process and give you a production schedule. Steelcase will order the COM fabric directly from the textile manufacturer. For up-to-date information regarding fabric test results for all COM fabrics and details regarding yardage requirements for most seating lines, visit the COM website on www.steelcase.com. COMs are not covered under the Steelcase warranty.

Soil Retardants





Soil retardants are treatments that provide long-term soil and stain resistance to a fabric without affecting the shade or the integrity of the fabric. The following Steelcase Textiles fabrics are available pre-treated with soil retardant:

- Jacks
- Link

E = Established



Clipper

	
Statement of Line	198
	
Product Details	
Screens	199
	
Specifying	
Screens	200
	
Surface Materials	201

Statement of Line

Clipper



Clipper

Understanding

▶ Page 199

Specifying

▶ Page 200

Screens

Clipper is a mobile, user deployable, freestanding screen that can easily transform work areas into inhabitable spaces that meet privacy needs. It has optional wings and comes in two heights.

► Specifying, page 200

Clipper ships fully assembled.

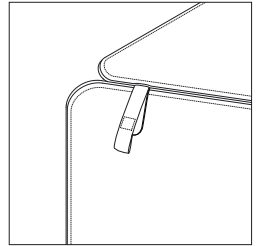
Wings are available as an option.

Magnets are used to secure the top of the screen to the side panels.

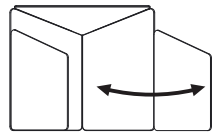
Clipper folds for easy transportation and storage.

Handles are constructed of nylon and are available in seven colors.

Product Details



Align magnet when using product in deployed state.



Wings should be folded outside when storing Clipper.

Surface Materials

Screen

- Fabric

Handle

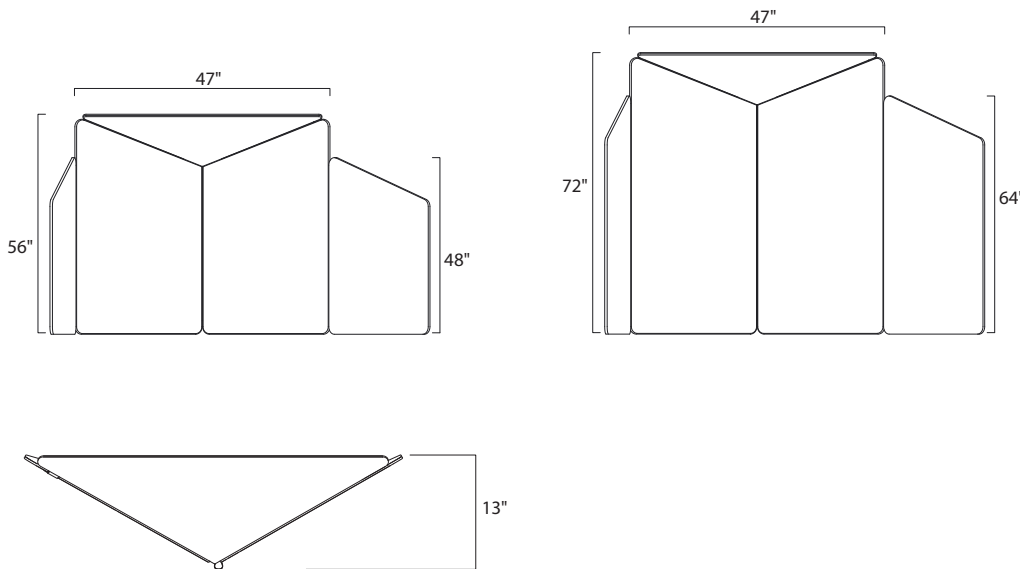
- Nylon

Magnetic clips

- Paint

► See Surface Materials on page 201 for specific availability.

Tip: Color scheme can have contrasting color as long as it is within the same fabric family. (For example, 5H16 Indigo specified on outside and 5H19 Cumulus specified on inside; both are Billiard Multi-Use by DesignTex.)



Actual Dimensions

	56"			72"		
	Base	Base Open	Wings	Base	Base Open	Wings
Depth	—	13"	—	—	13"	—
Width	26"	47"	26"	26"	47"	26"
Height	56"	56"	48"	72"	72"	64"

Screens

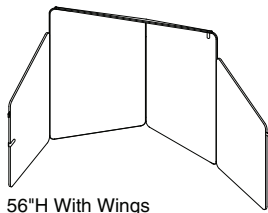


Tip: Screens are not intended to support additional weight.

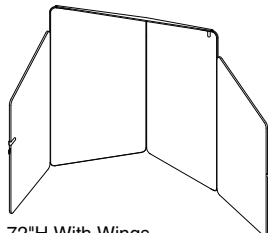
Standard Includes		Required to Specify
<ul style="list-style-type: none"> ▶ Need help? Product details, page 199 	<ul style="list-style-type: none"> • Inside of screen: fabric price group 1 • Outside of screen: fabric price group 1 • Glides: plastic • Handle: nylon • Joints: fabric, defaults to inside fabric and outside fabric selection • Magnetic clips: paint price group 1 • Ships fully assembled 	<ol style="list-style-type: none"> 1 Style number 2 Height (see below under Required Selections) 3 Fabric color for inside of screen 4 Fabric color for outside of screen 5 Nylon color number for handle: <ul style="list-style-type: none"> 5JG0 Black 5JG1 Burgundy 5JG2 Taupe 5JG3 Silver 5JG4 Teal 5JG5 Red 5JG6 Pacific Blue 6 Paint color number for magnetic clips 7 Options, if selected (see below) <p>▶ See <i>Surface Materials</i>, page 201.</p>

Height	Required Selections	U.S. Price	Required to Specify
	<ul style="list-style-type: none"> • 56"H • 72"H 	<ul style="list-style-type: none"> Price below Price below 	<ul style="list-style-type: none"> Specify with 56"H. Specify with 72"H.

Surface Materials	Options	U.S. Price	Required to Specify
	Inside of screen <ul style="list-style-type: none"> • Fabric price group 2 <ul style="list-style-type: none"> - 56"H without wings +\$ 47 - 72"H without wings +\$ 83 - 56"H with wings +\$ 87 - 72"H with wings +\$ 94 • Fabric price group 3 <ul style="list-style-type: none"> - 56"H without wings +\$ 180 - 72"H without wings +\$ 286 - 56"H with wings +\$ 308 - 72"H with wings +\$ 334 • Customer's Own Material (COM) +\$ 55 		<ul style="list-style-type: none"> Specify fabric color number. Specify fabric color number. Specify fabric color number. Specify fabric color number. Specify fabric color number. Specify fabric color number. Specify fabric color number. Specify fabric color number. ▶ See <i>Surface Materials Reference Manual</i>.



56"H With Wings



72"H With Wings

Tip: Color scheme can have contrasting color as long as it is within the same fabric family. (For example, 5H16 specified on outside and 5H19 specified on inside; both are Billiard Multi-Use by DesignTex.)

	Outside of screen <ul style="list-style-type: none"> • Fabric price group 2 <ul style="list-style-type: none"> - 56"H without wings +\$ 47 - 72"H without wings +\$ 83 - 56"H with wings +\$ 87 - 72"H with wings +\$ 94 • Fabric price group 3 <ul style="list-style-type: none"> - 56"H without wings +\$ 180 - 72"H without wings +\$ 286 - 56"H with wings +\$ 308 - 72"H with wings +\$ 334 • Customer's Own Material (COM) +\$ 55 		<ul style="list-style-type: none"> Specify fabric color number. Specify fabric color number. Specify fabric color number. Specify fabric color number. Specify fabric color number. Specify fabric color number. Specify fabric color number. ▶ See <i>Surface Materials Reference Manual</i>.
	Magnetic Clips <ul style="list-style-type: none"> • Paint price group 1 • Paint price group 3 	<ul style="list-style-type: none"> No cost +\$ 12 	<ul style="list-style-type: none"> Specify paint color number. Specify paint color number.
	Wings <ul style="list-style-type: none"> • For 56"H • For 72"H 	<ul style="list-style-type: none"> +\$1417 +\$1463 	<ul style="list-style-type: none"> Specify with 56"H wings. Specify with 72"H wings.
	Color Scheme <ul style="list-style-type: none"> • Non contrasting • Contrasting 	<ul style="list-style-type: none"> No cost +\$ 62 	<ul style="list-style-type: none"> Specify with non contrasting. Specify with contrasting.

Style Number	U.S. Base Prices	
	56"H	72"H
TS6SCRN	\$2246	\$2343

 **For Canadian Pricing**
 Multiply U.S. Price by the Canadian price factor.
 ▶ See page 1 for details.

Panel Fabric**Price Group 1**

Buzz2

Price Group 2

Cogent: Connect

Price Group 3

Billiard Multi-Use by
Designtex

Select Surfaces**For information on products within Select Surfaces,**

including accent paints, Signature plastics, and fabrics from Designtex, Gabriel, Kvadrat, and Pollack, please refer to the Surface Materials Reference Manual or visit www.steelcase.com/surface-materials under the Select Surfaces section.

Custom Surfaces**Price Group COM (Customer's Own Material)****Fabric Approval and Yardage**

To confirm whether a particular COM material has already been tested for use on a specific Steelcase product or to determine actual yardage requirements:

- Visit www.steelcase.com

For additional information regarding Customer's Own Material, call 1.888.STEELCASE.

Nylon

Applies to:

- Handle

5JG0 Black
5JG1 Burgundy
5JG2 Taupe
5JG3 Silver
5JG4 Teal
5JG5 Red
5JG6 Pacific Blue

Paint

Applies to:

- Magnetic clips

Price Group 1

7243 Seagull
7360 Merle

Price Group 3**Accent Paint**

1ATG Rose Quartz
4AV3 Blue Jay
4AV4 Baltic
4AX1 Citron
4AY2 Chili
4AZ5 Marlin
4CL1 Dark Olivine
4CL2 Ice Blue
4CL3 Aura
4CL4 Sea Glass
4CL5 Light Matcha
4CL6 Terra
4CL7 Sandstone
4CL8 Smokey Plum
4CZ5 Honey
4CZ6 Lagoon
4CZ8 Light Peacock



Understanding and Specifying Regard

General Overview		204	Specifying		
Thought Starters and Applications		206	Base, Bench, Booth, and Wall-Mounted Frames		244
Height Diagram		214	Frame Extensions		246
Understanding			Frame Brackets		247
Base Frames and Frame Extensions		216	Seat and Bench Cushions		248
Seat and Bench Cushions		220	Backs		250
Backs		222	Arms		253
Arms		224	Utility Arms		254
Privacy Screens		226	Privacy Screens		255
Tables		228	Tables		256
Planters and Planter Shelves		229	Planters		257
Desk and Media Cabinets		230	Planter Shelves		258
Booth with Table		232	Planter Liners		259
Electrical Components		234	Desk and Media Cabinets		260
Power Kit Guidelines		237	Booth with Table		262
How to Calculate Power Needs		238	Electrical Components		263
Ganging Harness Length Guidelines		240			
			Surface Materials		268

Regard General Overview

Regard is a frame-based, modular system of reconfigurable seating elements, privacy screens, tables, desk cabinets, media cabinets, and technology components.

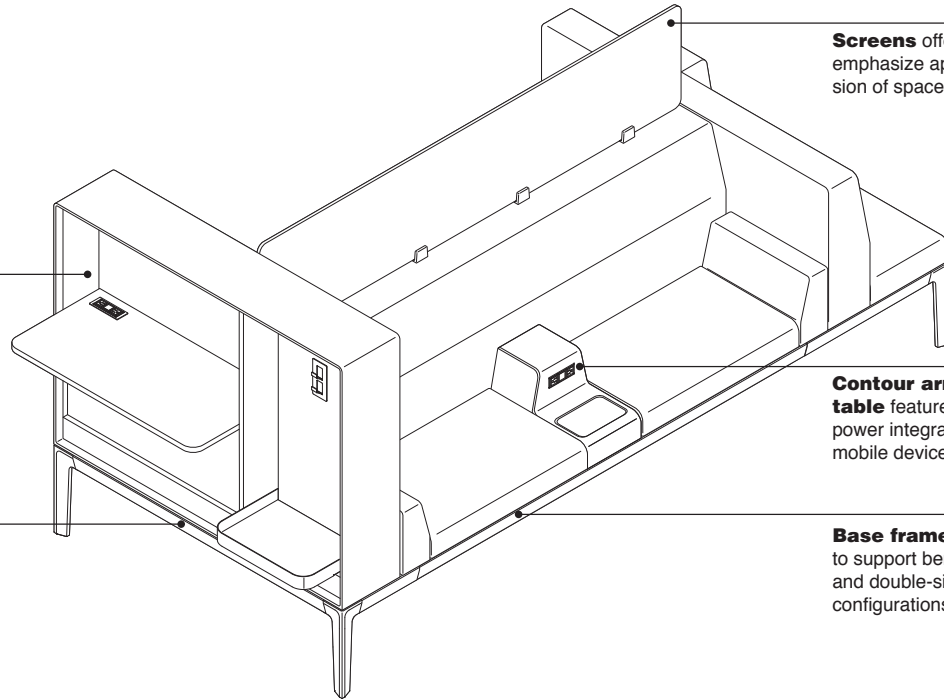
Regard readily accommodates public and personal technology through media and desk cabinets as well as optional power integration.

Regard provides privacy for individuals and groups by incorporating screens, wide arms, and cabinets.

Regard supports a variety of postures from lounge, to seated or perched.

Desk and media cabinets ensure productive waiting and optimize technology support.

Frame extensions are available in 11" and 27½" depths to accommodate desk cabinets, media cabinets, and end-of-run seating.



Screens offer privacy and emphasize appropriate division of space.

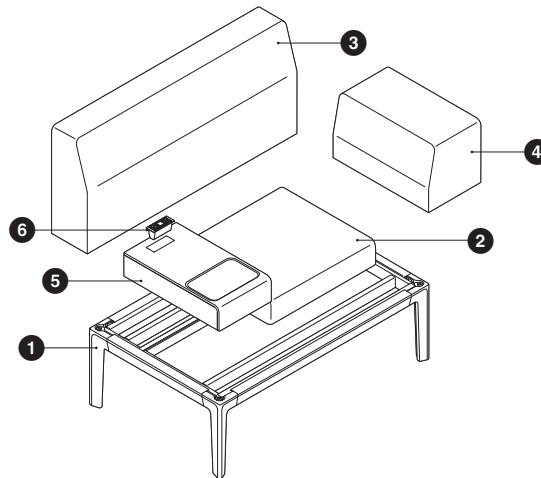
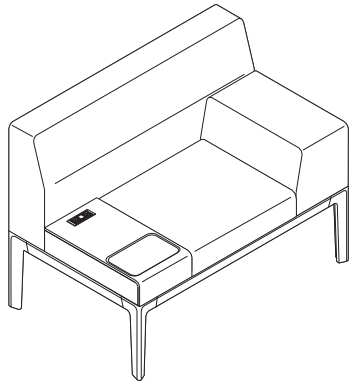
Contour arm and in-line table features optional power integration to support mobile devices.

Base frames are available to support bench, single-, and double-sided configurations.

Regard Thought Starters and Applications

44"W Single-Sided Seating

11"W arm and in-line table provide space for personal belongings and optional technology support.



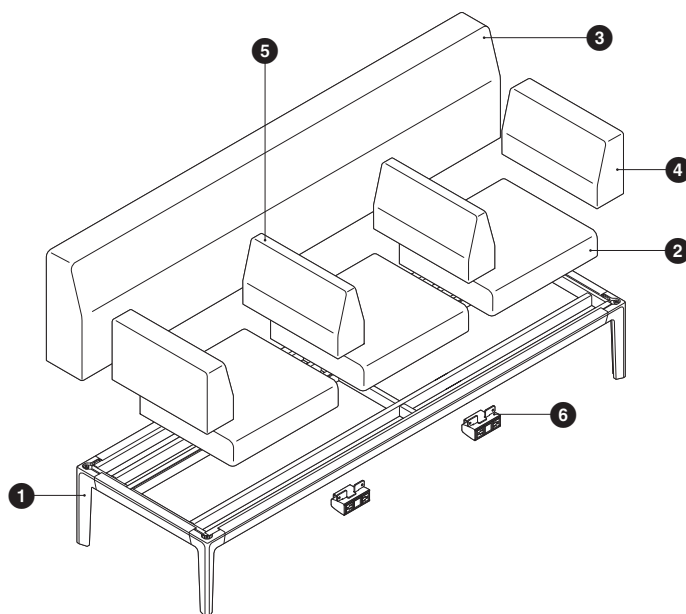
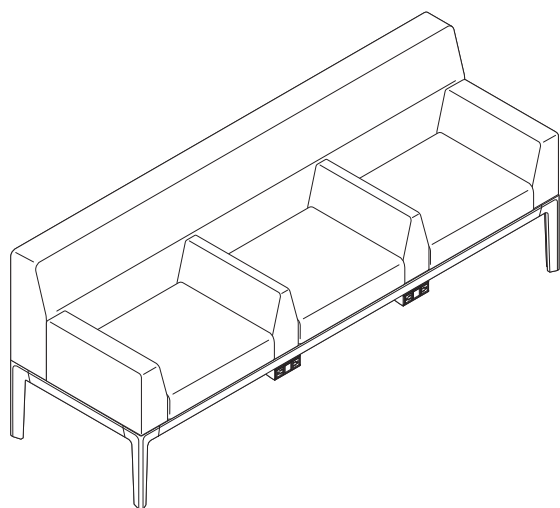
44"W Single-Sided Seating

Recommended Components

	Quantity	Style Number	Description
①	1	HS4FS44	Single-Sided Frame – 27½"D x 44"W
②	1	HS4H22	Seat Cushion – 20"D x 22"W
③	1	HS4BS44	Single-Sided Back – 7½"D x 44"W
④	1	HS4AS11	Single-Sided Arm – 20"D x 11"W
⑤	1	HS4TL11	In-line Table (with power cutout) – 20"D x 11"W
⑥	1	HS4VPSDC	Power Strip

88"W Single-Sided Seating

Three-seat unit offers comfortable seating capacity with convenient optional power access.



88"W Single-Sided Seating

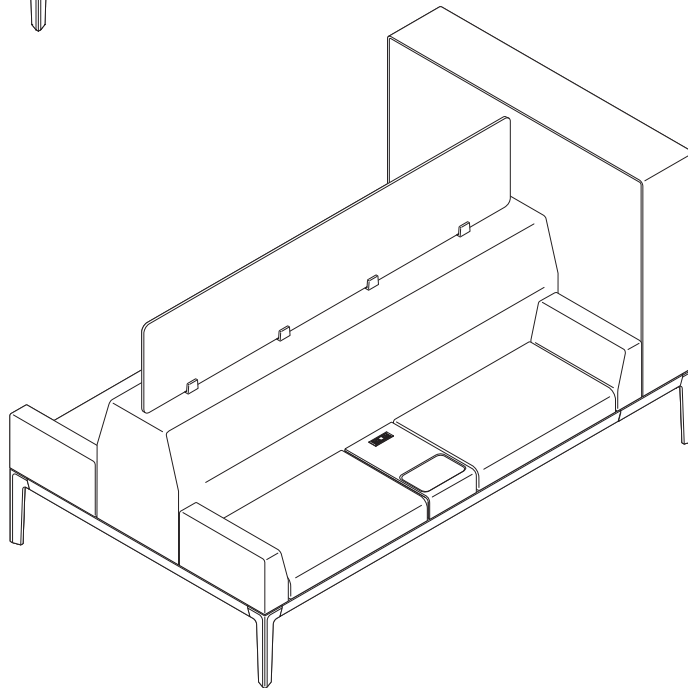
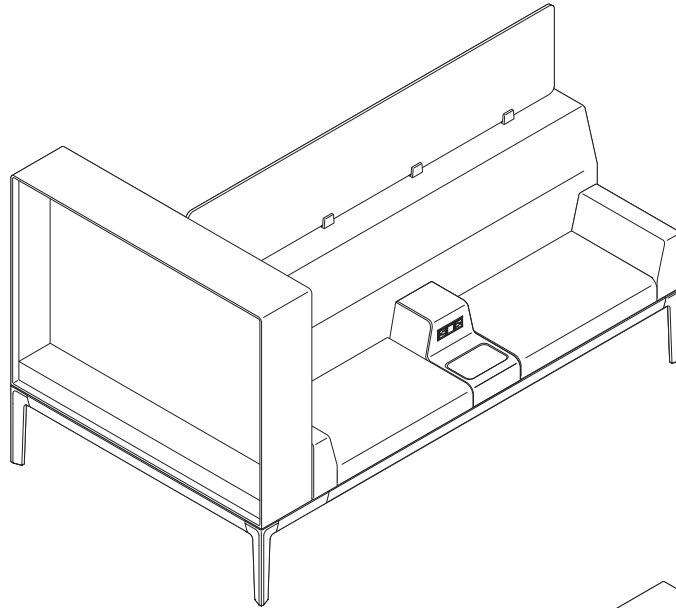
Recommended Components

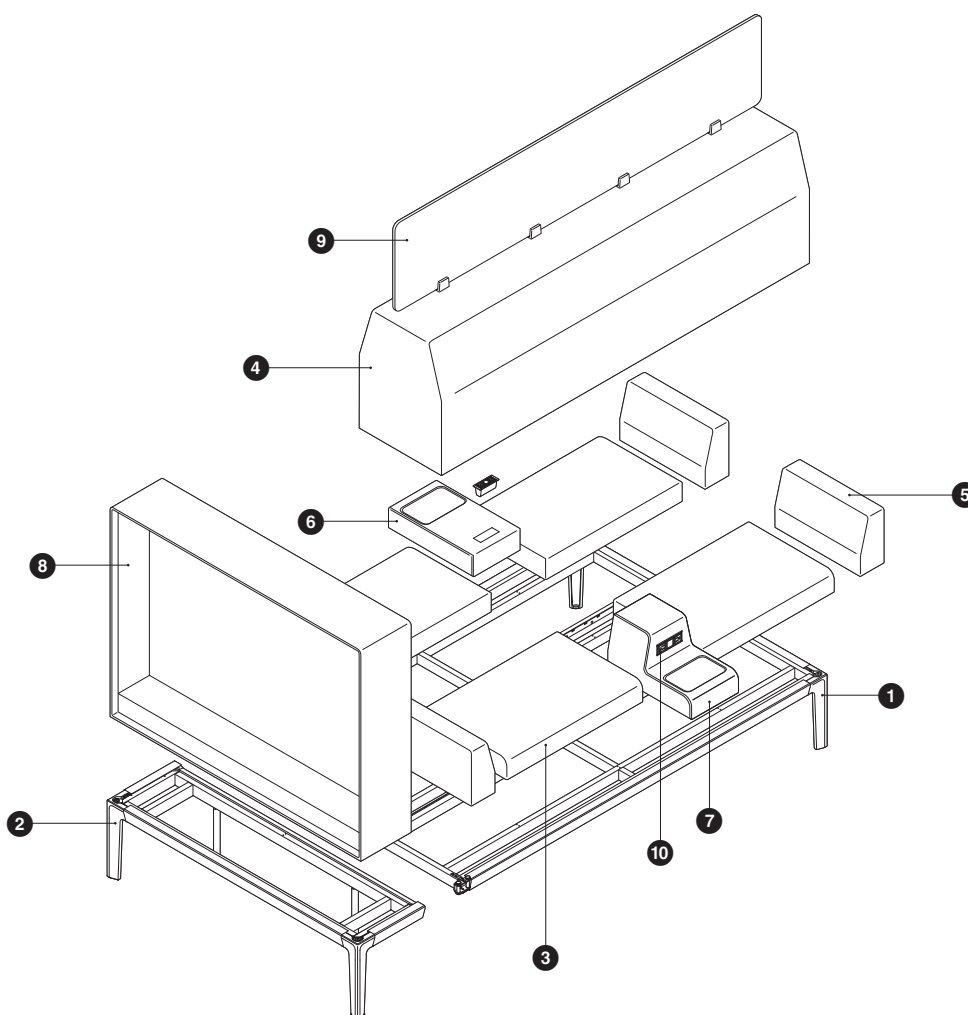
	Quantity	Style Number	Description
①	1	HS4FS88	Single-Sided Frame – 27½"D x 88"W
②	3	HS4H22	Seat Cushion – 20"D x 22"W
③	1	HS4BS88	Single-Sided Back – 7½"D x 88"W
④	2	HS4AS6	Single-Sided Arm – 20"D x 5½"W
⑤	2	HS4AD6	Double-Sided Arm – 20"D x 5½"W
⑥	2	HS4VPSFC*	Power Strip

*Additional power components may be required to complete installation.

88"W Double-Sided Seating with 11"D Cabinet Extension

Wide cushion and powered arms ensure physical comfort by accommodating a variety of user needs and postures.





88\"/>

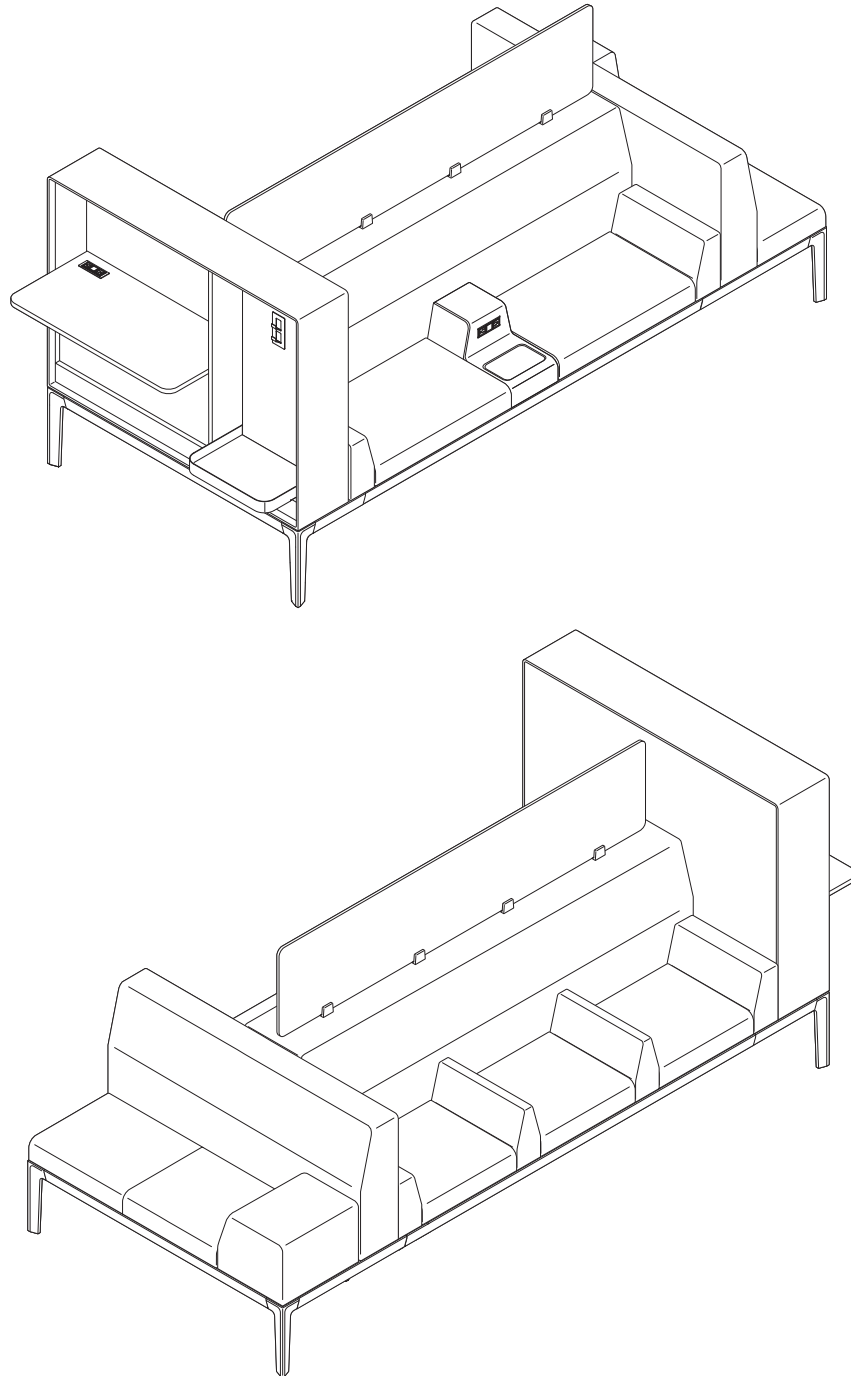
Recommended Components

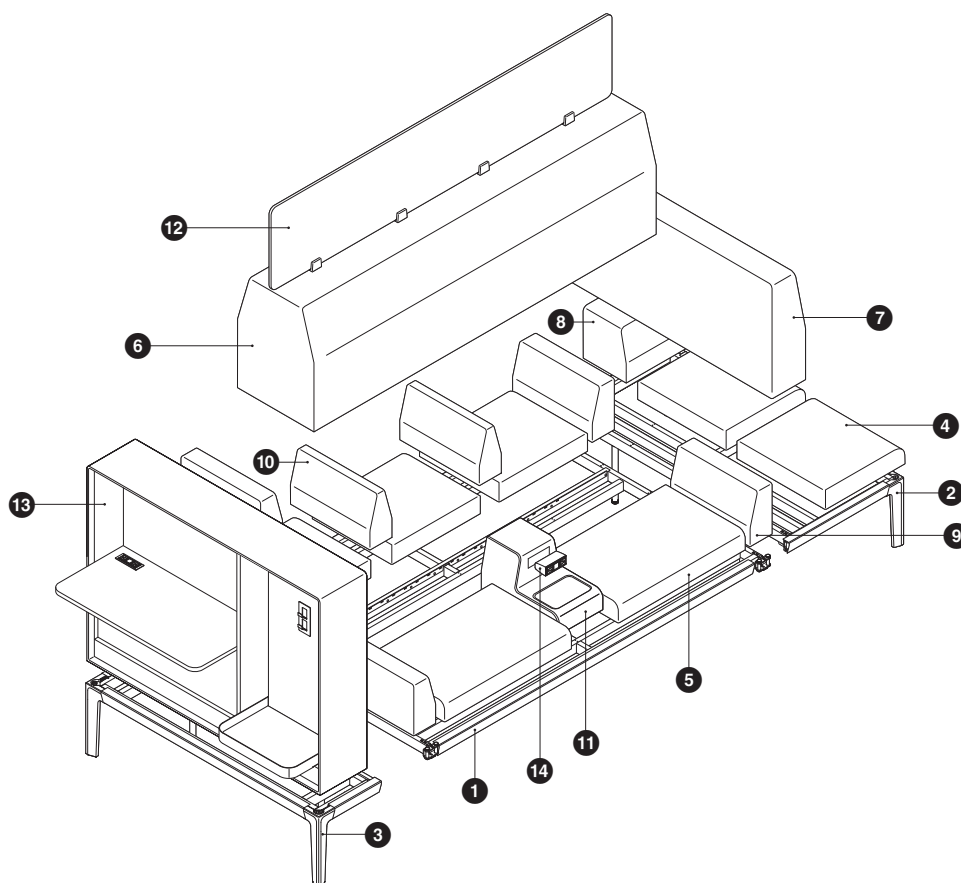
	Quantity	Style Number	Description
1	1	HS4FD88	Double-Sided Frame – 55\"/>
2	1	HS4FE1155	Frame Extension – 11\"/>
3	4	HS4H33	Seat Cushion – 20\"/>
4	1	HS4BD88	Double-Sided Back – 15\"/>
5	4	HS4AS6	Single-Sided Arm – 20\"/>
6	1	HS4TL11	In-line table (with power cutout) – 20\"/>
7	1	HS4AU11	Contour Arm (with power cutout) – 20\"/>
8	1	HS4CM	Media Cabinet – 11\"/>
9	1	HS4S88G	Privacy Screen – 88\"/>
10	2	HS4VPSDC*	Power Strip

*Additional power components may be required to complete installation.

88"W Double-Sided Seating with 11"D and 27½"D Extensions

Double-sided and end-of-run seating supports desires for privacy and intimacy.





88"W Double-Sided Seating with 11"D and 27½"D Extensions

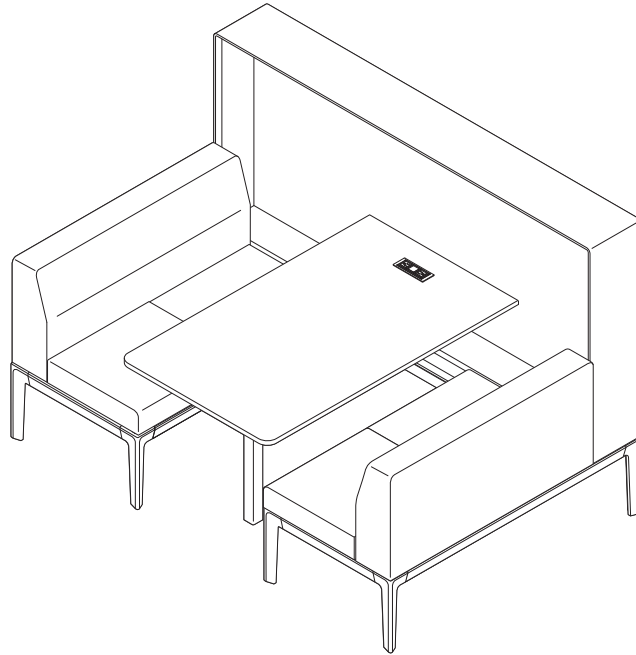
Recommended Components

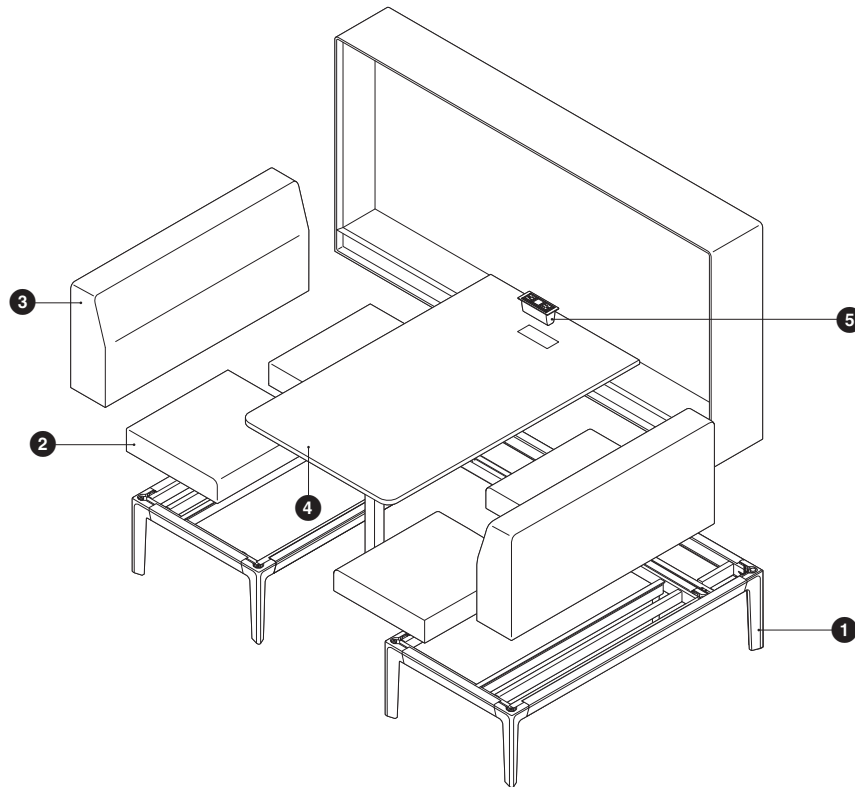
	Quantity	Style Number	Description
1	1	HS4FD88	Double-Sided Frame – 55"D x 88"W
2	1	HS4FE2855	Frame Extension – 27½"D x 55"W
3	1	HS4FE1155	Frame Extension – 11"D x 55"W
4	5	HS4H22	Seat Cushion – 20"D x 22"W
5	2	HS4H33	Seat Cushion – 20"D x 33"W
6	1	HS4BD88	Double-Sided Back – 15"D x 88"W
7	1	HS4BS55	Single-Sided Back – 7½"D x 55"W
8	1	HS4AS11	Single-Sided Arm – 20"D x 11"W
9	4	HS4AS6	Single-Sided Arm – 20"D x 5½"W
10	2	HS4AD6	Double-Sided Arm – 20"D x 5½"W
11	1	HS4AU11	Contour Arm (with power cutout) – 20"D x 11"W
12	1	HS4S88G	Privacy Screen – 88"W x 14"H
13	1	HS4D1836L	Desk Cabinet with Bag Retainer and Coat Hook
14	2	HS4VPSDC*	Power Strip

*Additional power components may be required to complete installation.

55"W Booth with Four 22"W Cushions

Booth seating provides a boundary from the surrounding environment with consideration for families and small groups.






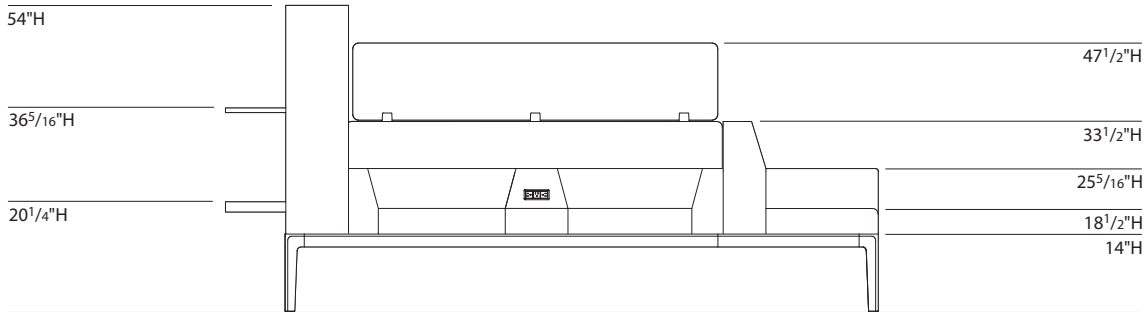
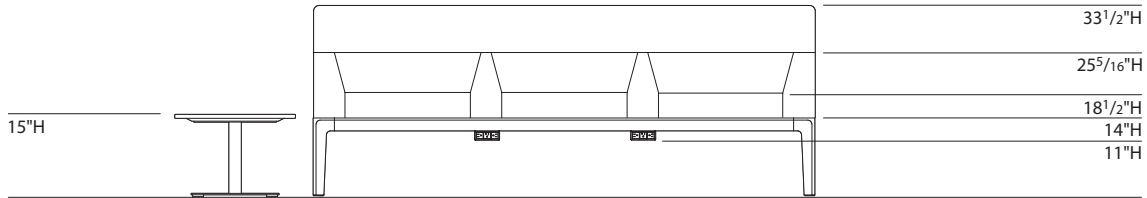

55"W Booth with Four 22"W Cushions

Recommended Components

	Quantity	Style Number	Description
1	1	HS4FC5581	Booth Frame – 55"D x 80½"W
2	4	HS4H22	Seat Cushion – 20"D x 22"W
3	2	HS4BS44	Single-Sided Back – 7½"D x 44"W
4	1	HS4TC5581L	Booth with Table (with LED light option) – 55"D x 80½"W
5	1	HS4VPSDC*	Power Strip

*Assume power plugged directly into wall or floor outlet.

Regard Height Diagram



Regard Base Frames and Frame Extensions

Base frames and seating components allow for configuration on a 5½" module. Each base frame width can support various combinations of components.

Single-sided base frames support modular seating with accompanying single-sided backs.

Double-sided base frames accommodate seating on opposite sides with a double-sided back in between.

Bench base frames support two or three bench cushions.

Frame extensions are available to accommodate 11"D cabinets or 27½"D seating end caps.

Cabinet frame extension provides foundation for end-of-run desk and media cabinets. Frame extensions can be added to either end of double-sided frames or to the back of a 55" single-sided unit for additional configurations.

Seating frame extensions provide foundation for end-of-run seating. Frame extensions can be added to either end of double-sided frames for additional configurations.

Frame understructure is welded tubular steel.

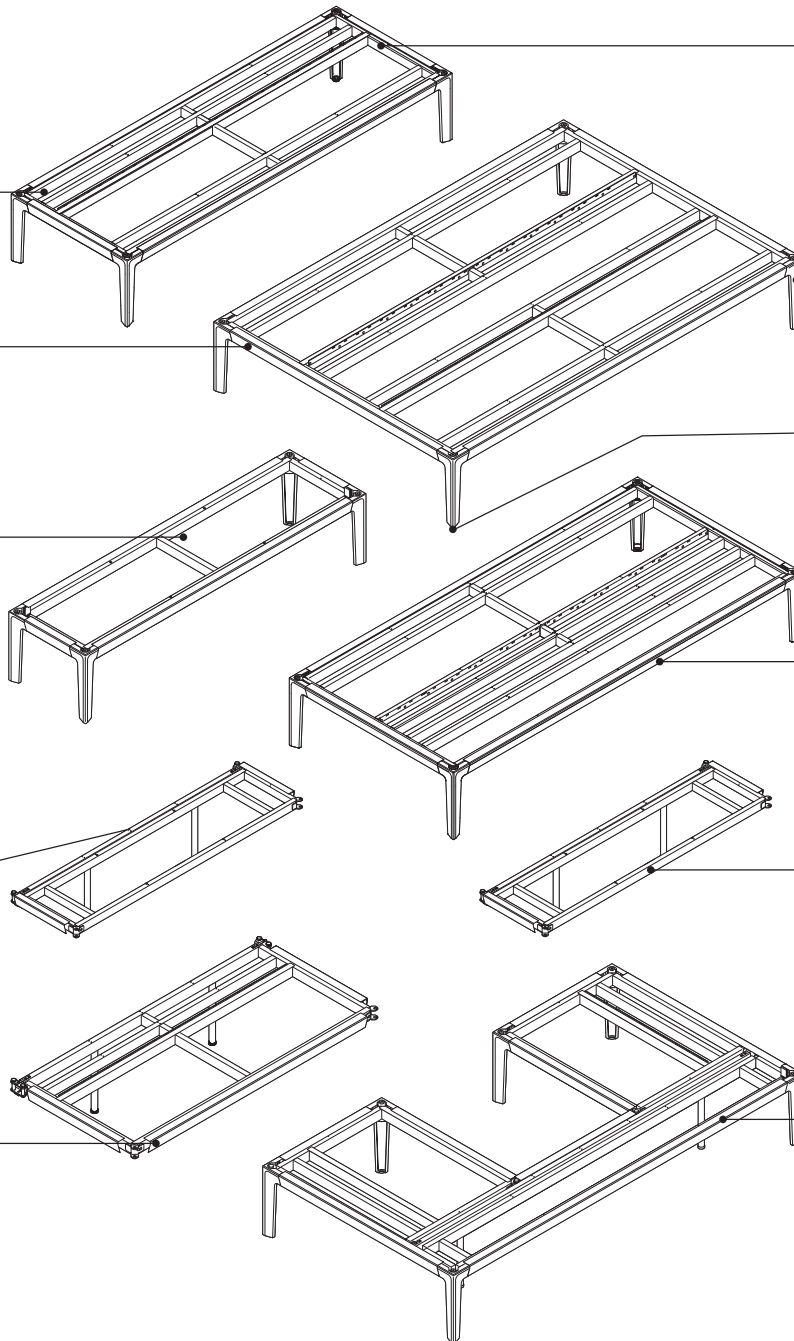
Cast aluminum legs connect to steel understructure to provide support and add visual continuity.

Glides have a 1½" adjustment range.

Single-sided planter frame accommodates both seating and planter components.

Planter frame extension provides foundation for end-of-run planter applications.

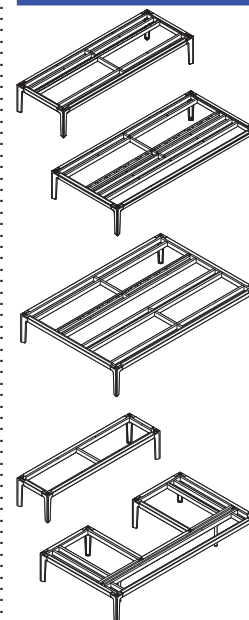
Booth base frames accommodate booth cabinet and attached seating configurations.



Actual Dimensions

	Depth	Width	Height
Base Frames			
Single-Sided	27½"	44", 55", 60½", 66", 71½", 77", 82½", and 88"	14"
Single-Sided Planter	37½"	44", 55", 60½", 66", 71½", 77", 82½", and 88"	14"
Double-Sided	55"	44", 55", 60½", 66", 71½", 77", 82½", and 88"	14"
Bench	18"	44" and 66"	14"
Booth	44" and 55"	80½"	14"
Wall-mount	11"	55"	14"
Frame Extensions			
Seating	27½"	55"	14"
Cabinet	11"	55"	14"
Planter	11"	44", 61", 66", 72", 77", 83", and 88"	14"

Product Details



Base frames are available in single-sided, double-sided, planter, bench, and booth configurations.

Base frames are available in two depths, 27½" for single-sided seating and 55" for double-sided seating.

Base frames are available in widths from 44"–88" for single- and double-sided seating on a 5½" increment.

Planter base frames are available 37½"D and in widths from 44"–88".

Bench base frames have a standard depth of 18" and feature either 44" or 66" widths for two- or three-seat configurations.

Booth base frames have a standard width of 80½" and feature 44" or 55" depths.

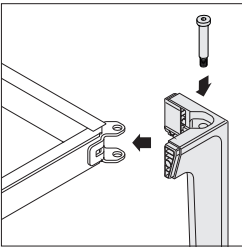
Wall-mounted frame includes two corner legs, trim, and wall-mount hardware.

Frames include legs and all required trim pieces.

Frames are dynamically tested to 500 pounds and statically tested to 750 pounds in all seating positions.

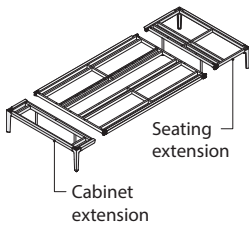
Regard Base Frames and Frame Extensions, continued

Connections

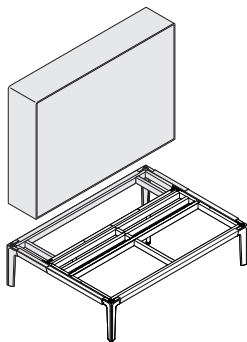


Cast legs attach to steel frame with bolts at each corner of the frame.

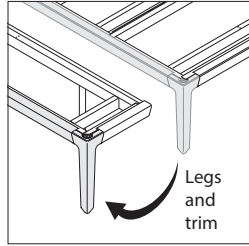
Aluminum extrusion trims span between each corner leg to lock in seats and arms. Seats can be reconfigured by removing trims.



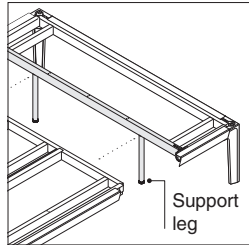
Seating, cabinet, and planter frame extensions attach to either end or both ends of a double-sided frame.



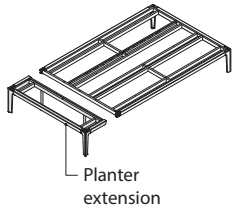
Cabinet frame extension can be added to the back side of 55"W single-sided frame.



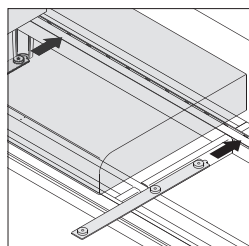
Base frame extensions link to existing base frame understructure. Legs and trim from the existing double-sided base frame are brought to the outside of the base frame extension.



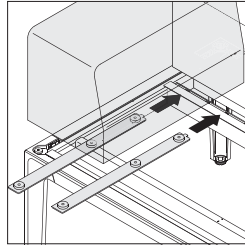
Base frame extensions include two additional support legs as standard.



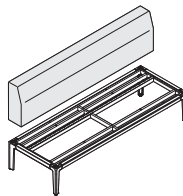
Planter frame extension attaches to existing base frame understructure allowing for the integration of a planter.



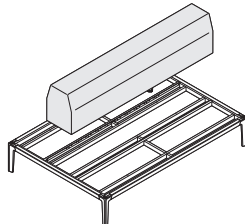
Seat cushions have standard brackets that secure to frame and frame extension without fasteners.
▶ Page 220



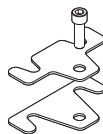
Arms and inline table connect to the frame and frame extensions in same manner as seat cushions.



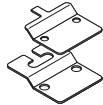
Single-sided backs attach to single-sided frame with included hardware.



Double-sided backs attach to the middle of double-sided frames.

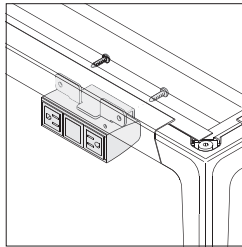


Ganging brackets are required when connecting power between two adjacent frames.

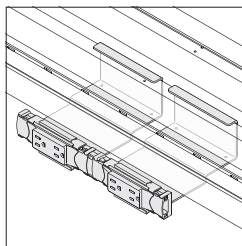


Floor anchor brackets are available to secure a double-sided base to the floor to prevent movement for power infeed applications as dictated by local codes. Floor anchor brackets are needed to meet OSHPD requirements.

Wiring & Cabling



Power strips can attach to underside of any base frame. It can be mounted anywhere along the frame, but must avoid locations that interfere with leg connections.
Tip: Power strips are not recommended in middle of seat cushion.

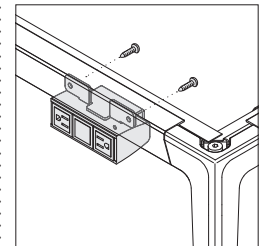


Modular power components attach to the frame with included brackets.

Power components, cords, and conduit can be attached and routed on the bottom of the steel frame.
▶ See *Regard Electrical Components*, page 234

Power can be connected frame-to-frame using a modular harness. Frame-ganging brackets must be specified.
▶ See *Ganging Harness Length Guidelines*, page 240

Power components are ordered separately.
▶ See *Regard Electrical Components*, page 234



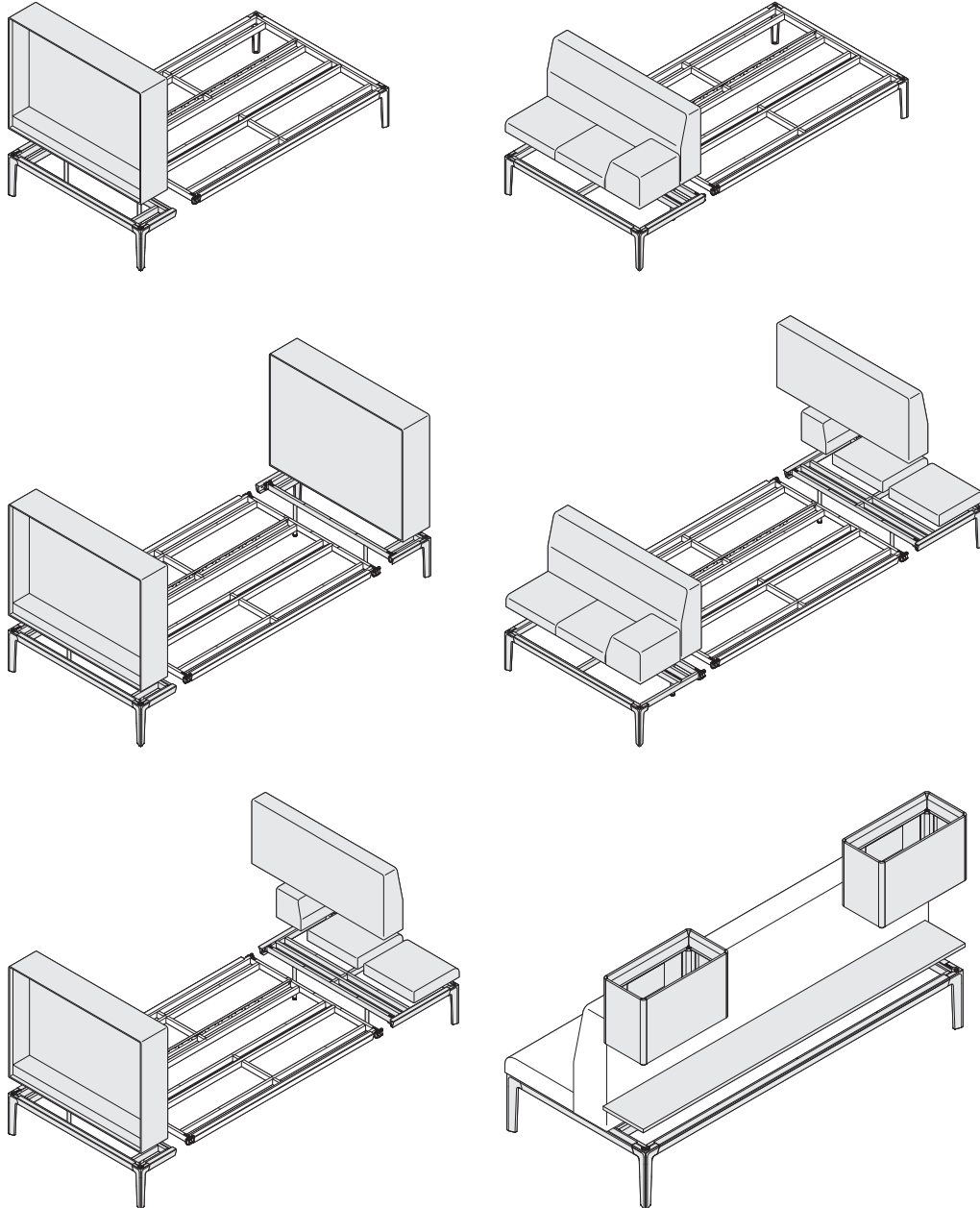
Power strips can be mounted to bench frames.

Application Topics

Base frames can accept backs, seat cushions, arms, and casegoods in a variety of configurations. Seating configuration is determined during specification.

Note: For seat cushion and back configurations, refer to seat cushion or seat back.

▶ Page 220



Ganging brackets are available for mechanically attaching single- or double-sided frames.

Surface Materials

Frames and legs

- Paint
- Lux Coatings*

* Does not include booth frame.

Adjustable glides

- Platinum solid plastic only

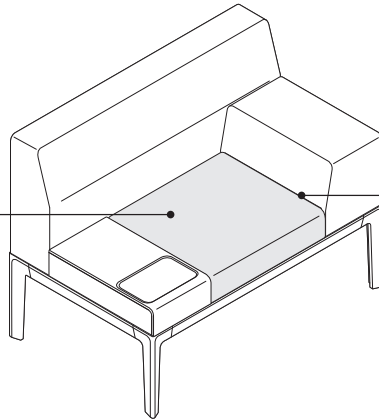
Shipping

Base frames ship knocked down in three packs that contain the steel frame, aluminum extrusion trims, and legs. Frames require field assembly, and attachment hardware is included.

Regard Seat and Bench Cushions

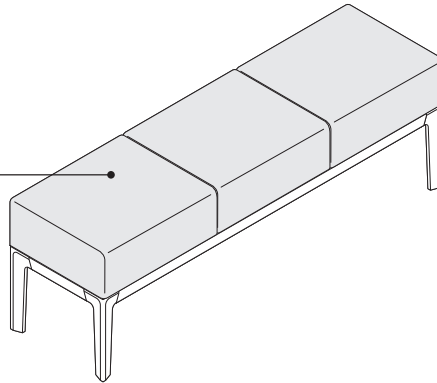
Seat and bench cushions are available in three sizes to provide a comfortable sitting experience.

Seat cushions are available in two sizes and can attach in any position on the base frame on a 5½" module.



Crumb sweeps are on all three sides of seat cushion.

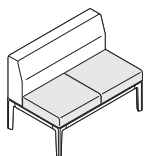
Bench cushion features a thicker cushion to accommodate a shorter, more active sit.



Actual Dimensions

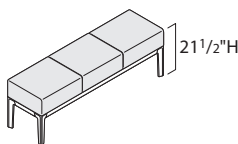
	Depth	Width	Height
Seat Cushions	20"	22" and 33"	4½"
Bench Cushion	18"	22"	7½"

Product Details



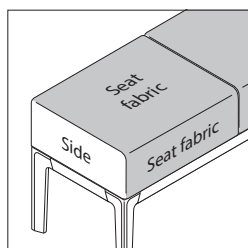
Seat cushions are 22" and 33"W, 4 1/2"H, and 20"D and available for single-sided, double-sided, booth frames, and 27"D frame extensions. When mounted to a frame seat height is 18" off the floor.

33"W seat cushion provides extra width for barrier support or parent/child. 33"W cushion also supports alternative postures.



Bench cushions feature a height of 7 1/2", and when mounted to a bench frame, they provide a seat that is 21 1/2" off the ground.

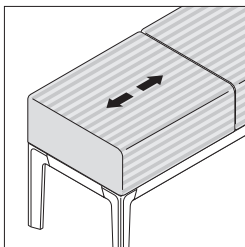
Bench cushions can only be used with bench frames.



Bench cushions are available with contrasting fabric. Seat fabric is located on top, front, and back of cushion. Side fabric is located on each end of cushion.

Tip: Thread color that is associated with the more dominant fabric color or surface area will be applied throughout the upholstery.

Moisture barrier is an option on all seat cushions.

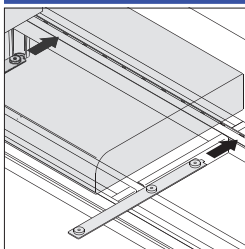


Fabric is applied to seat cushions in the railroaded or horizontal direction to remain consistent with the backs.

Patterned fabrics will not match between seats, arms, and backs.

Large patterned fabrics should be used selectively and are not recommended for use on all components. Patterns will not match between components.

Connections



Seat cushions have brackets that secure to frames and frame extensions without fasteners. ▶ Page 220

Seats can be placed in any location along frame on a 5 1/2" module and can be next to any arm or other seat cushion.

Application Topics

Benches can be incorporated to achieve higher density in Regard applications.

Surface Materials

All Steelcase Health seating with standard upholstery fabrics comply with the State of California Technical Bulletin 117-2013.

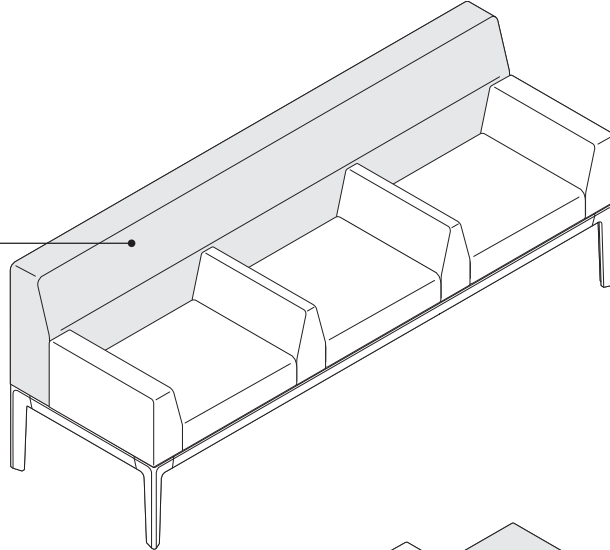
Seat and sides

- Fabric
- Fabric with moisture barrier (option)

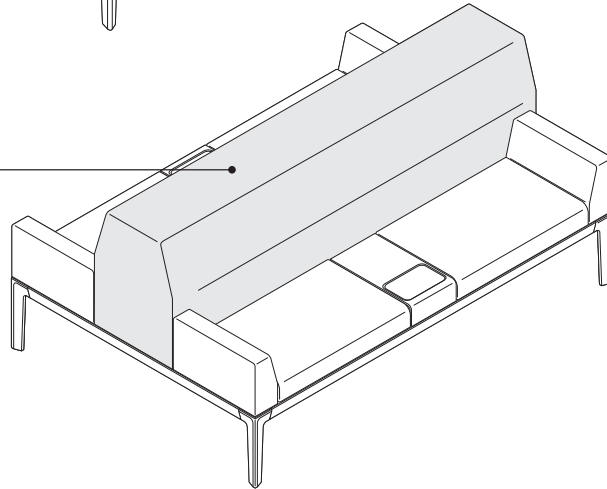
Regard Backs

Backs integrate with single-sided, double-sided, or booth frames.

Single-sided backs must attach to single-sided frames or seating frame extensions.



Double-sided backs must attach to double-sided frames.



Actual Dimensions

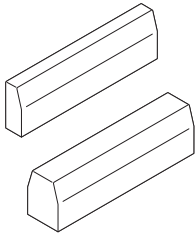
Single-Sided Back

Depth	7 1/2"
Width	33", 44", 55", 60 1/2", 66", 71 1/2", 77", 82 1/2", and 88"
Height	19 1/2"

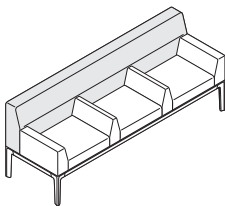
Double-Sided Back

Depth	15"
Width	33", 38 1/2", 44", 49 1/2", 55", 60 1/2", 66", 71 1/2", 77", 82 1/2", and 88"
Height	19 1/2"

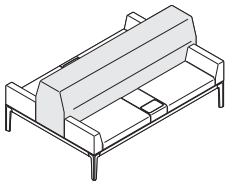
Product Details



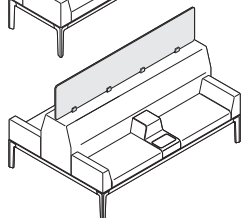
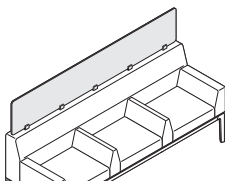
Backs are available in single-sided and double-sided options.



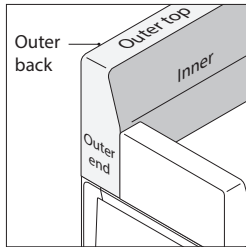
Single-sided backs attach to single-sided frames or seating frame extensions.



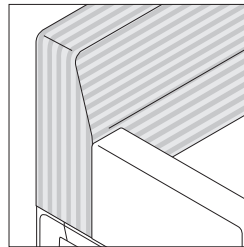
Double-sided backs attach to double-sided frames only. All backs must match the width of the of the frame.



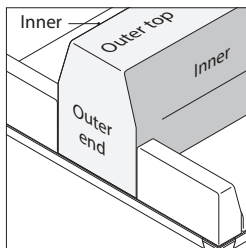
Privacy screens are available on single and double backs. Screens match the length of the back.



Single-sided back outer fabric is located on ends, top, and back facing away from seat cushion. Inner fabric is on the side of back facing seat cushion.

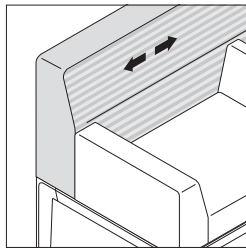


Fabric on the top of the back will match patterns on the front of the back but is applied to waterfall over the ends. Ends will not match top and front of back.



Double-sided back outer fabric is located on ends and top of back cushion. Inner fabric is on both sides of back facing both sets of seat cushions.

Tip: Thread color that is associated with the more dominant fabric color or surface area will be applied throughout the upholstery.



Back fabric is applied in the railroaded or horizontal direction to remain consistent with seat cushions.

Connections

Backs attach to frames with stanchions and brackets that are shipped with the back.

Privacy screen option must be specified when attaching a screen to the back and must match width of the back.

Privacy screens, available as a separate style number, can attach to all backs.

▶ See *Regard Privacy Screens*, page

Single- and double-sided backs should always be ordered to match the base frame length.

Surface Materials

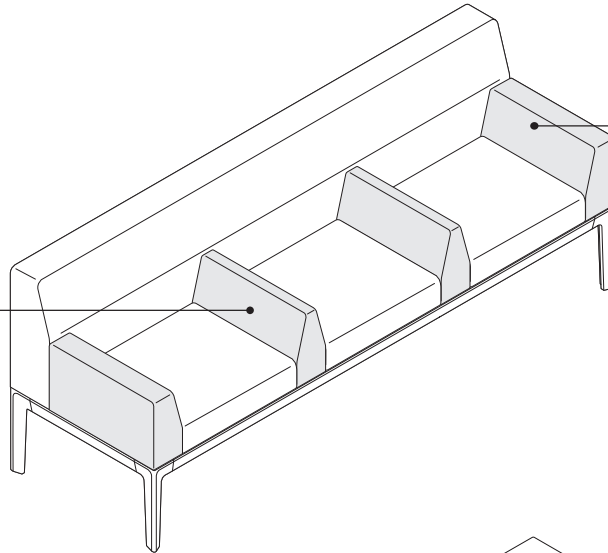
All Steelcase Health seating with standard upholstery fabrics comply with the State of California Technical Bulletin 117-2013.

Back, top, and sides

- Fabric

Regard Arms

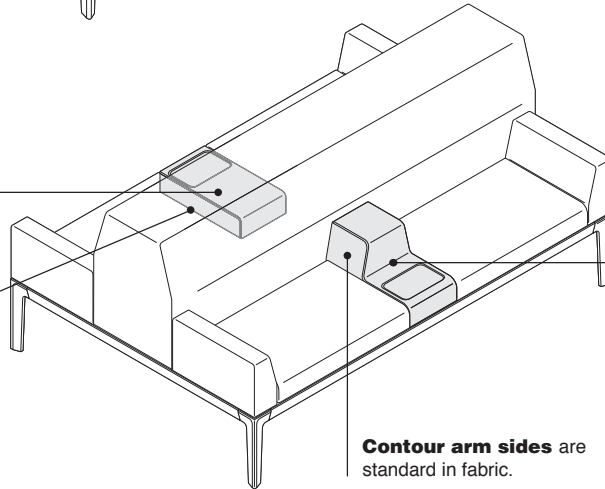
Arms lend posture and personal belonging support to the user while providing spacial boundaries and separation between users.



Double-sided arms are available for placement between seat cushions.

Single-sided arms are available for placement at the end-of-seating runs.

In-line arm is standard with durable plastic top. Power cutout is optional with in-line arm.



In-line arm sides are standard in fabric.

Contour arm is standard with durable plastic top. Power cutout is optional with contour arm.

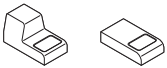
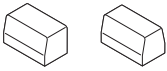
Contour arm sides are standard in fabric.

Actual Dimensions

Depth 20"

Width 5½" and 11"

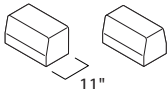
Product Details



Arm options include single- and double-sided, contour, and in-line designs.

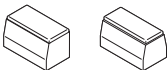


5 1/2"

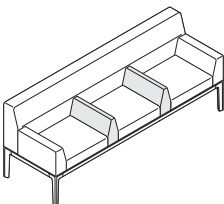


11"

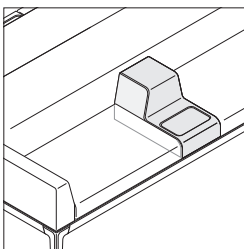
Single- and double-sided arms are available in 5 1/2" and 11" widths, consistent with the 5 1/2" modularity.



Single- and double-sided arms are available with plastic arm caps.

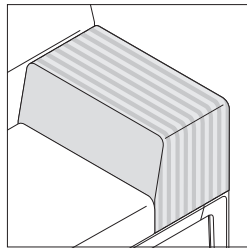


Double-sided arms are designed to be placed between seats with the angled edges adjacent to the occupants, providing the benefit of additional space, and posture support.

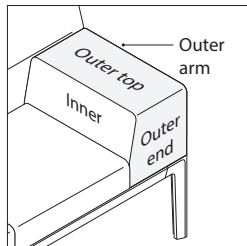


Contour and in-line arms feature durable plastic tops and upholstered sides.

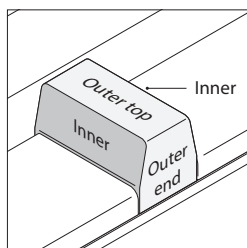
Contour arms should only be specified between seat cushions.



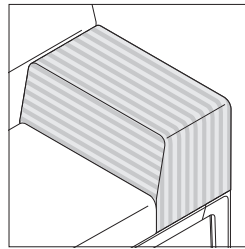
Contrasting fabrics are available on single- and double-sided arms. *Tip: Thread color that is associated with the more dominant fabric color or surface area will be applied throughout the upholstery.*



Single-sided arm outer fabric is located on ends, top, and back facing away from seat cushion. Inner fabric is on the side of arm, facing seat cushion.



Double-sided arm outer fabric is located on ends and top of back cushion. Inner fabric is on both sides of arm facing both sets of seat cushions.



Fabric on the top of the arm will match patterns on inner arm but is applied to waterfall over the ends. Ends will not match top and sides of arm.

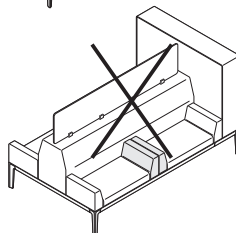
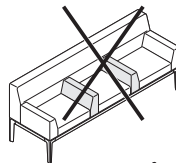
Patterned fabrics will not match between seats, arms, and backs.

Large patterned fabrics should be used selectively and are not recommended for use on all components. Patterns will not match between components.

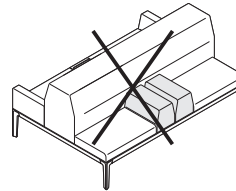
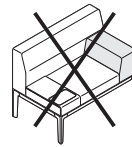
Connections

Arms are shipped with brackets for attachment.

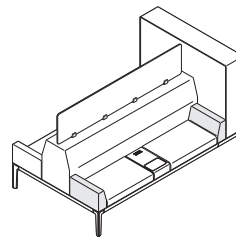
Application Topics



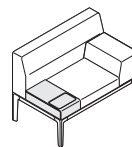
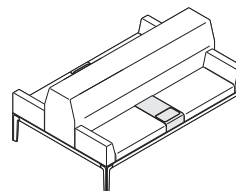
Single-sided arms should not be placed between seat cushions or next to other arms.



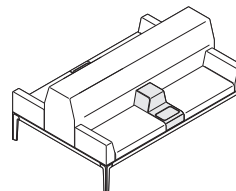
Double-sided arms should not be placed at end-of-run seating or other double-sided arms.



Single-sided arms are designed to be placed in the end positions. Frame extensions fit tight to single-sided arms if specified.

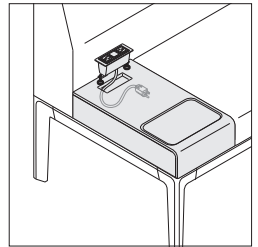


In-line arms can be positioned between seats or in the end positions.



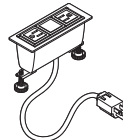
Contour arm should only be placed between seat cushions.

Wiring & Cabling



Contour and in-line arms can be specified to accommodate power integration.

Power cutout option must be specified when incorporating power.



Power strip with cord or hardwire option must be specified when power is needed for use with contour or in-line arm. Over current protection is required in California.

▶ See *Regard Electrical Components*, page 234

All Steelcase Health seating with standard upholstery fabrics comply with the State of California Technical Bulletin 117-2013.

Single- and double-sided arms

- Fabric

Sides of contour and in-line arms

- Fabric

Arm caps

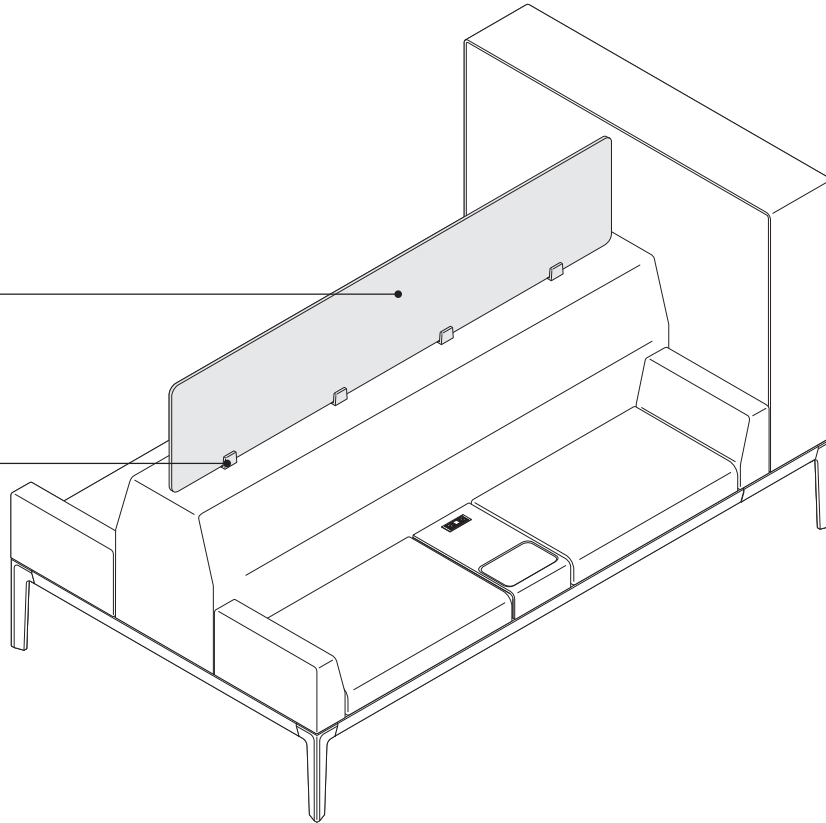
- Plastic

Regard Privacy Screens

Privacy screens not only divide space, but also create intimate settings while instilling a sense of visual calm.

Privacy screens are standard in frosted tempered glass.

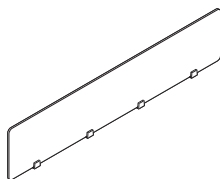
Attached brackets are included in shipping.



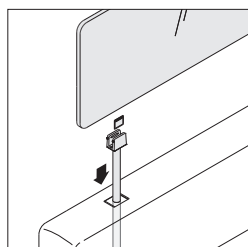
Actual Dimensions

Depth	39 1/8"
Width	33", 38 1/2", 44", 49 1/2", 55", 60 1/2", 66", 71 1/2", 77", 82 1/2", 88"
Height	14"

Product Details



Privacy screens range in size from 33"W to 88"W to match the width of the back.



Privacy screen includes glass screen, brackets, supports, and top of cap with holes to accommodate brackets.

Connections

Privacy screens attach to the top of seat backs with metal brackets that are included with the screen. Backs must be specified with the screen attachment option.
 ▶ See Application Topics for specific size requirements.

Screen brackets and stanchions can be specified separately to allow users to supply own screen material.

Tip: When specifying custom screen materials, screen lengths 33"-55" require two brackets and stanchions and screen lengths 60 1/2"-88" require four brackets and stanchions.

When using custom screen materials, the installer must attach glass tabs to the screen. Glass connection tabs come with screen brackets and stanchions.

Application Topics

Field-Installed Glass Size Requirements

Style Number	Maximum Height	Maximum Width	Thickness Range (min-max)	Corner Radius
Standard				
HS4S33G	14"	33"	.350-.400"	1"
HS4S39G	14"	38 1/2"	.350-.400"	1"
HS4S44G	14"	44"	.350-.400"	1"
HS4S50G	14"	49 1/2"	.350-.400"	1"
HS4S55G	14"	55"	.350-.400"	1"
HS4S61G	14"	60 1/2"	.350-.400"	1"
HS4S66G	14"	66"	.350-.400"	1"
HS4S72G	14"	71 1/2"	.350-.400"	1"
HS4S77G	14"	77"	.350-.400"	1"
HS4S83G	14"	81 1/2"	.350-.400"	1"
HS4S88G	14"	88"	.350-.400"	1"

Tip: Field installed glass should always be tempered. Laminated glass must not be used.

Tip: Order connection tabs, 24035701SR, for each field installation screen.

Tip: All non-standard screens should be ordered 2" shorter than Steelcase standard. All edges must be rounded and beveled.

Surface Materials

Screen

- 6530 Frosted Glass

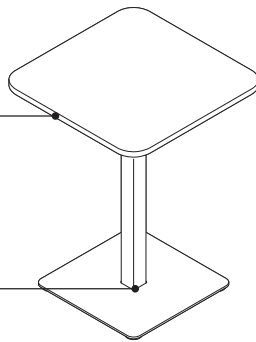
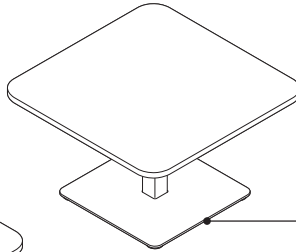
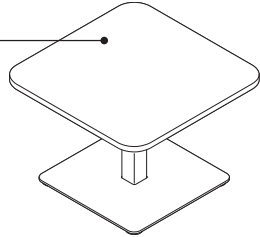
Brackets

- Paint

Regard Tables

Tables are available in three designs to coordinate with Regard seating.

Tables are standard in 3/4" thick High-Pressure Laminate or 1 1/4" thick solid surface.

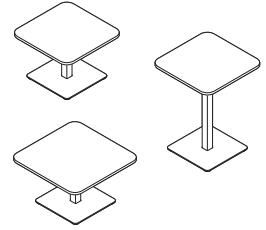


Edges on laminate table are finished with 3 mm plastic trim.

Column and base are standard in painted steel.

Glides are plastic and not adjustable.

Product Details



Tables include two 15"H square tables and one personal table at the 29" standard worksurface height. Tables are freestanding.

Application Topics

26" square table can be used for turning a 90° corner with single-sided seating.

Personal table supports work postures in banquette applications.

Surface Materials

Table tops

- High-Pressure Laminate
- Solid surface

Edges

- 3 mm plastic on laminate table
- Solid surface on solid surface table

Legs and bases

- Paint

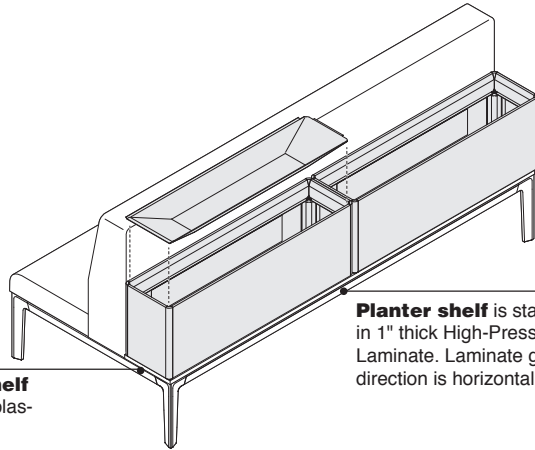
Glides

- Plastic

Actual Dimensions

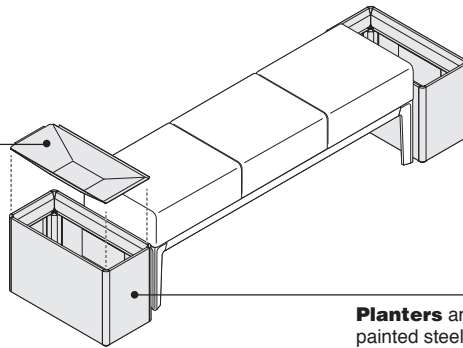
	Depth	Width	Height
Square tables	22" and 26"	22" and 26"	15"
Personal table	22"	22"	29"

Planters and Planter Shelves



Edges on planter shelf are finished with 3 mm plastic trim.

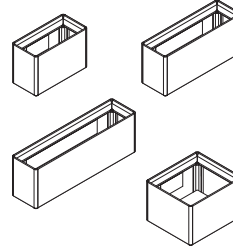
Planter shelf is standard in 1" thick High-Pressure Laminate. Laminate grain direction is horizontal.



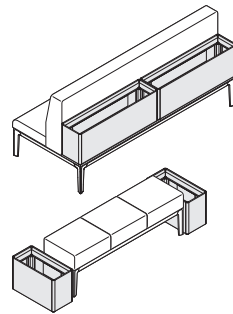
Liners are standard in packages of two.

Planters are standard in painted steel construction.

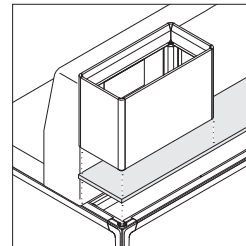
Product Details



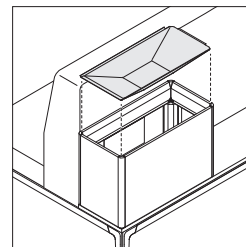
Planters are available in four sizes to align with various configurations.



Planters can be used with planter frame or on the floor. *Tip: 22"D x 22"W planter is for use on the floor only.*



Planter shelf must be specified when using the planter frame or planter frame extension. Shelf is ordered separately from frame.



Liners are recommended when artificial plants are used to minimize the risk of arbitrary spills (for example, coffee poured into planter).

Liners are strongly recommended when planter will be used with live plants.

Surface Materials

Planters

- Paint

Planter shelf

- High-Pressure Laminate

Edges on planter shelf

- 3 mm plastic on laminate shelf

Liners

- Black plastic only

Shipping

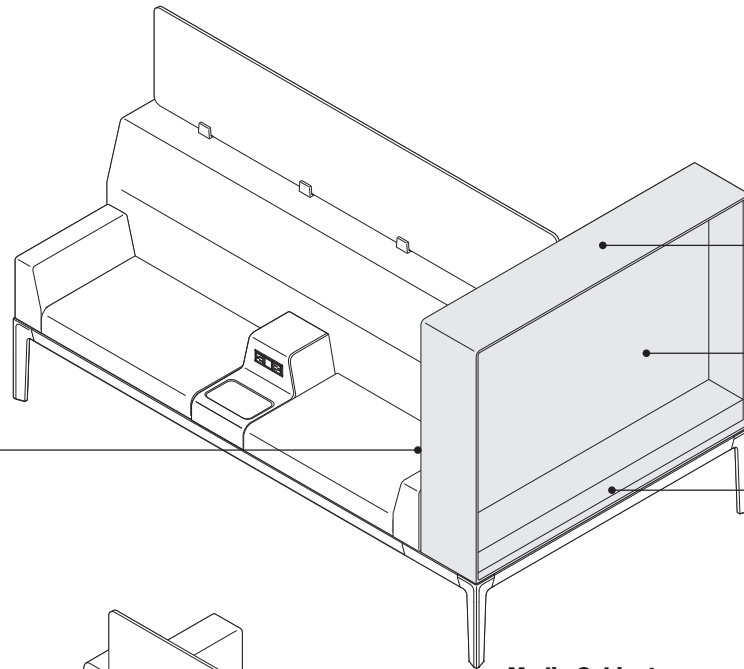
Planter ships standard with glides for use on floor. When specified with shelf bracket option, glides are omitted and bracket to attach planter to frame are included.

Actual Dimensions

	Depth	Width	Height
Rectangular Planters	11"	22", 33", or 44"	14"
Square Planters	22"	22"	14"

Regard Desk and Media Cabinets

Desk and media cabinets are designed to divide space and provide privacy to engage in focused work, conversation, research, or entertainment.



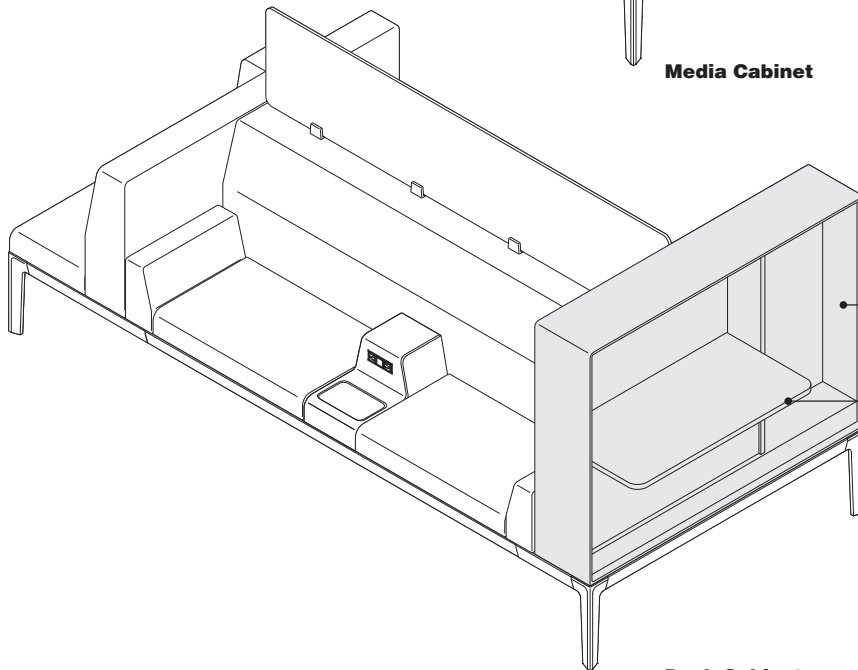
Shroud is standard in paint.

Vertical surfaces are standard in Low-Pressure Laminate. Laminate grain direction is horizontal.

Cabinet base is standard in painted steel and always matches the shroud.

Back panel is Low-Pressure Laminate on all cabinets. Laminate grain direction is horizontal.

Media Cabinet



Worksurface is available in High-Pressure Laminate or solid surface.

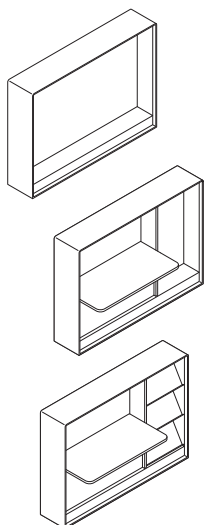
Edges on laminate worksurface are finished with 3 mm trim.

Desk Cabinet

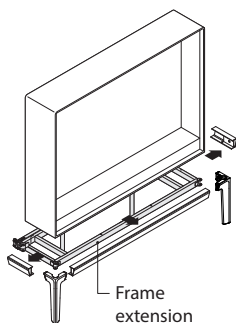
Actual Dimensions

	Depth	Width	Height with Frame
Media Cabinet	11"	55"	54"
Desk Cabinets	11"	55"	54"
Desk Cabinet Worksurface	18"	36"	36"

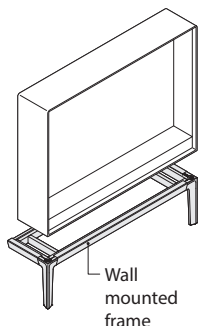
Product Details



Desk and media cabinets are 11"D and 55"W.



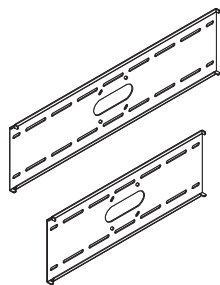
Desk and media cabinets can be mounted using an 11" frame extension.



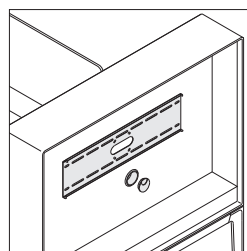
Desk and media cabinets can be wall mounted. 11" wall-mounted frame must be ordered separately.

Wall-mounted desk or media cabinets do not attach to the wall. Cabinets are mounted to wall-mount frame using provided brackets.

Cabinet back panels can be omitted for wall-mounted applications.



Monitor, brackets are available in two sizes. Small bracket for monitor 32"W or less or large bracket for monitors 32"W to 60"W and up to 200 lb.

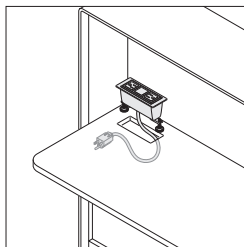


Monitor bracket option comes grommet hole, hole is field drilled in the media cabinet to accommodate varying cord loctions.

46" monitor is recommended in the media cabinet.

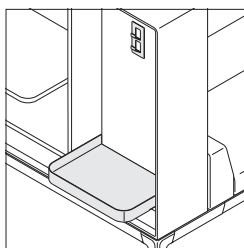
Maximum monitor size for media cabinet is 60". Inside media cabinet width is 53".

Monitor bracket option is not available on the desk cabinet. Monitors are recommended to be placed on the worksurface. Opening above worksurface is 17"H and 36"W.

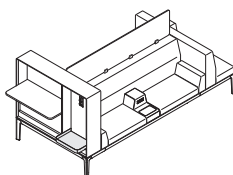


Power cutout is available as an option on desk cabinets to provide power to the worksurface area.

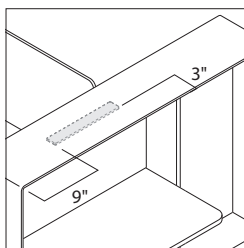
Power cutout is positioned in the rear left corner of the desk worksurface.



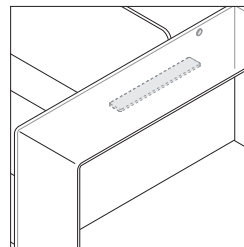
Coat hook and bag retainer are available as options on the open desk cabinets only.



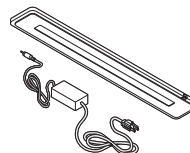
Coat hook and bag retainer are always located to the right-hand side of the desk unit as you face the unit.



Optional LED task lighting can be specified above desk worksurfaces and attaches to the shroud.



Grommet and cutout are included with LED light option for easy cord routing.

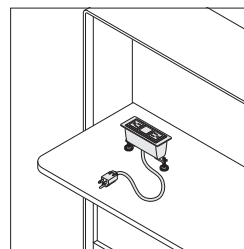


LED light includes the lamp and power supply with cord set.

LED light cord is 9' in total length.

Power supply uses a modular cord with standard three prong plug an integrated low voltage cord and connector to attach to light.
▶ See LED shelf light in *Montage Solutions Specification Guide*.

LED Shelf light is the Steelcase under-storage task light.
▶ See *Montage Solutions Specification Guide* for product details.



Power strip must be specified separately. Over current protection is required in California.
▶ See page 264

Wiring and Cabling

Power cutout must be specified when mounting drop-in power strip to the worksurface.

LED light and power strip cords are routed to the frame between the laminate back panel and the front vertical laminate panel.

LED lights and work-surface power strip can be plugged into outlets in the floor, wall, or modular power system.

Tip: When powering cabinets from the wall, the top of the wall-mounted power module faceplate should be below 11" above the ground to avoid interference with the frame.

Surface Materials

Worksurface

- High-Pressure Laminate
- Solid surface

Edges

- 3 mm plastic on laminate worksurface
- Solid surface on solid surface worksurface

Vertical surfaces and back panel

- Low-Pressure Laminate

Shroud

- Paint
- 7275 Seagull
- 7276 Arctic White
- 7277 Sand

LED Shelf light

- 6009 Arctic White

Regard Booth with Table

Booth with table configuration is available in two frame sizes with optional convenient power access.

Shroud is standard in paint.

Back panel is Low-Pressure Laminate. Laminate grain direction is horizontal.

Vertical surfaces are standard in Low-Pressure Laminate. Laminate grain direction is horizontal.

Table column is standard in paint to match the base frame color selected.

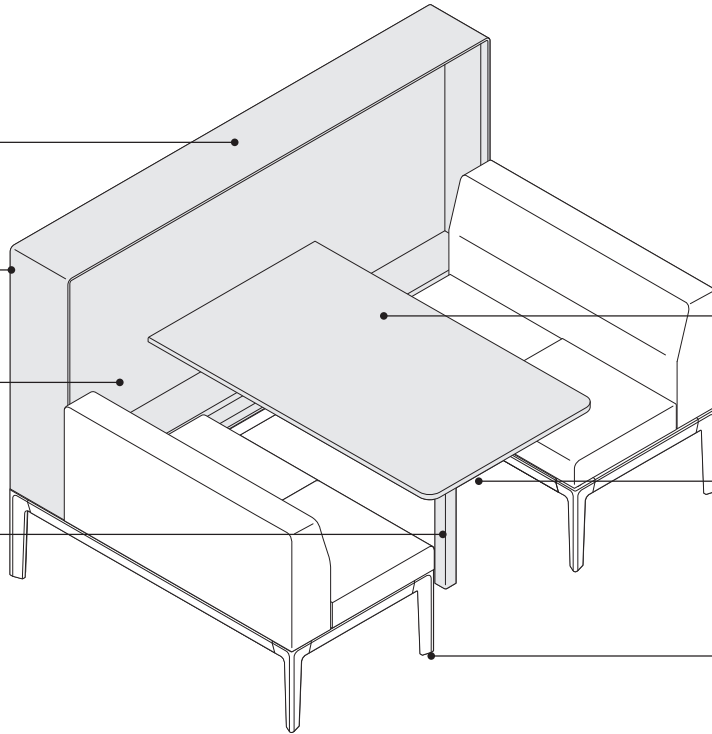


Table is available in High-Pressure Laminate or solid surface.

Edges on laminate table are finished with 3 mm trim.

Adjustable glides are standard on the table column.

Actual Dimensions

Table Depth 44" and 55"

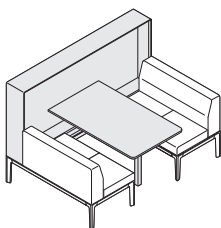
Table Width 32"

Table Height 28½"

Shroud Width 80½"

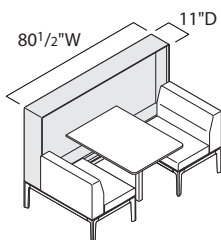
Height with Frame 54"

Product Details

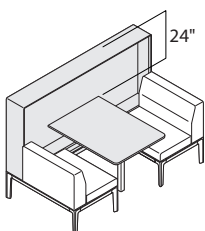


Booth with table frame is available in two depths: 44" to accommodate one 33" cushion on either side, or 55" to accommodate two 22" cushions on either side. All booth settings come standard with an 11" deep shroud.

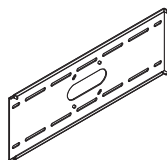
Table is available in two sizes to correspond with the 44"D or 55"D frames.



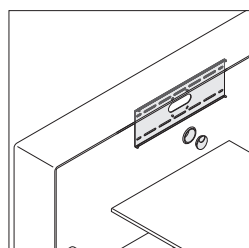
Booth shroud is 11"D and 80 1/2"W.



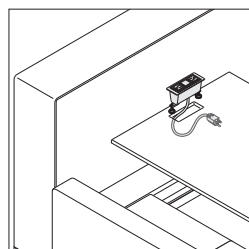
Opening between the worksurface and underside of shroud is 24".



Monitor bracket is available for monitors 32"W or smaller. 27"W monitor is recommended.

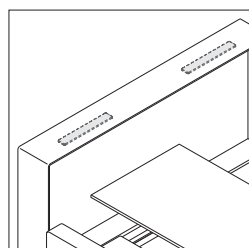


Monitor bracket option comes with pre-drilled cord pass through and grommet in the media cabinet.

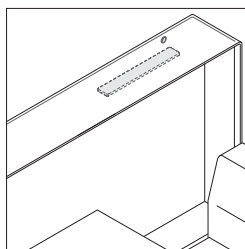


Power cutout is available as an option to provide power to the table area.

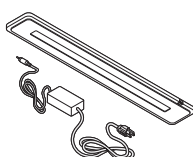
Power cutout is positioned in the center rear of the table.



Optional LED task lighting can be specified and has two LED lights mounted to the underside of the cabinet shroud.



Grommet and power cutout are included with LED light option for easy cord routing.



LED light includes the lamp and power supply with cord set.

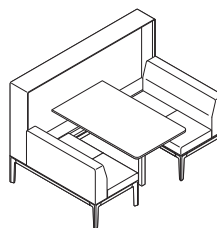
LED light cord is 9' in total length.

Power supply uses a modular cord with standard three prong plug an integrated low voltage cord and connector to attach to light.

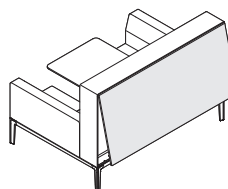
LED shelf light is the steelcase under-storage task light.

▶ See LED shelf light in *Montage Solutions Specification Guide*.

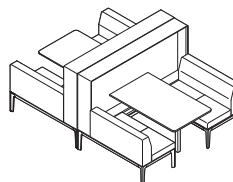
Application Topics



Booth applications are freestanding and do not require wall-mounting.



Booth applications against the wall allow omitting of back panel as an option.



Booth units can be placed back to back and do not require additional brackets.

Booth applications are completed by ordering the corresponding frame, two backs, and seat cushions.

Wiring & Cabling

Power cutout must be specified when mounting drop-in power strip to the worksurface.

Booth cabinets have 4"W cord chase behind the laminate face for cord management to the wall, floor, or base frame.

LED light and power strip cords are routed to the frame between the laminate back panel and the front vertical laminate panel.

LED lights and work-surface power strip can be plugged into outlets in the floor, wall, or modular power system.

Tip: When powering cabinets from the wall, the top of the power module faceplate should be below 11" above the ground to avoid interference with the frame.

Surface Materials

Table

- High-Pressure Laminate
- Solid surface

Edges

- 3 mm plastic on laminate worksurface
- Solid surface on solid surface worksurface

Vertical surfaces and back panel

- Low-Pressure Laminate

Shroud

- Paint
- 7275 Seagull
- 7276 Arctic White
- 7277 Sand

LED Shelf light

- 6009 Arctic White

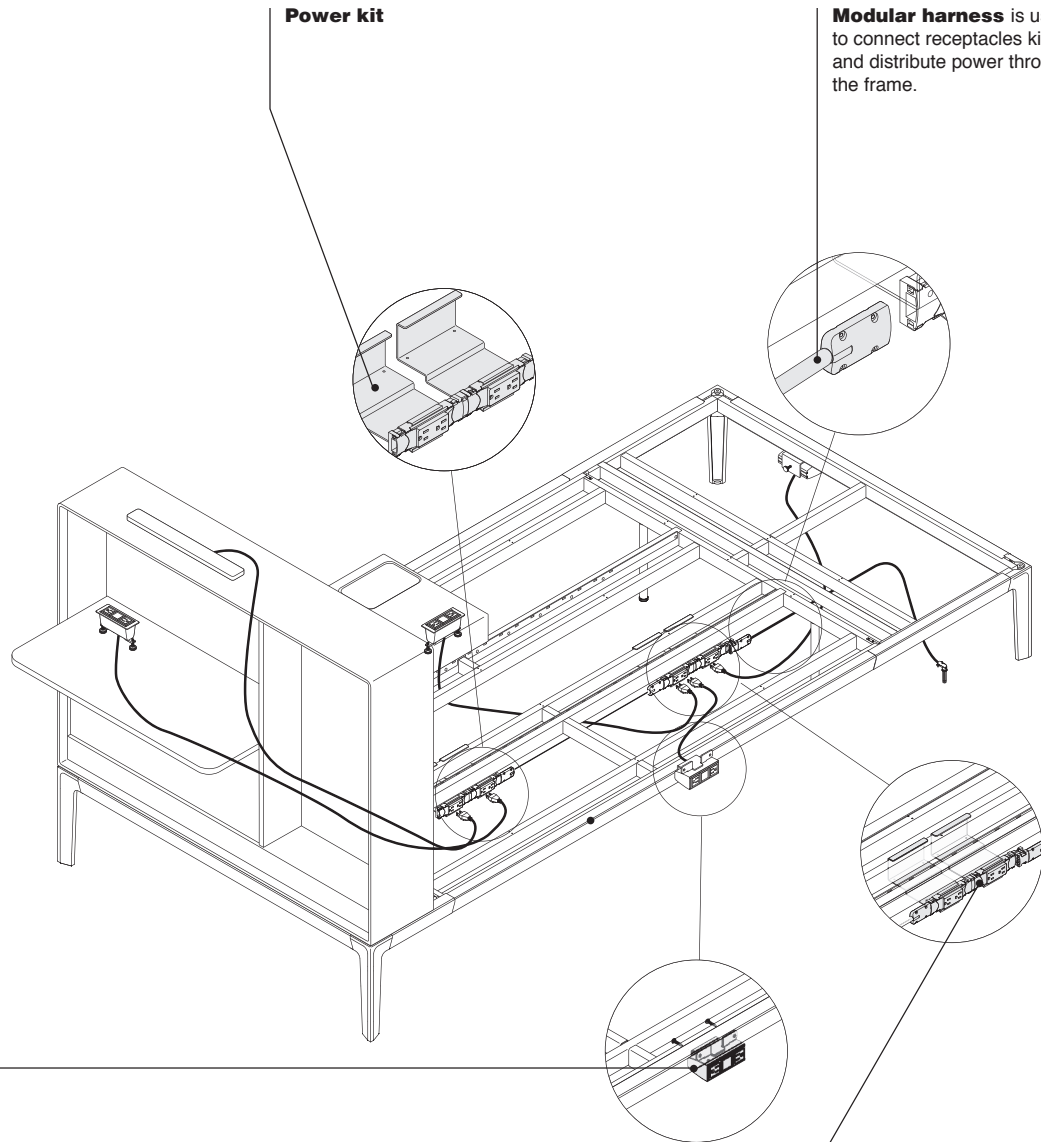
Regard Electrical Components

Distribution and Access

Regard is designed to support technology. Electrical needs can be solved in a variety of ways.

A **modular power system** is available to plug into the power strips. This system can be ordered as a complete kit for each frame size or built up as components if power is being daisy-chained from one frame to another, or if two circuits must be specified.

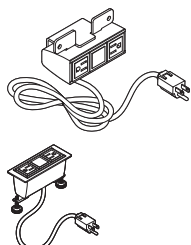
Users can access power strips that are incorporated into the contour arms, in-line tables, and desk and booth cabinets, or mounted to the underside of the base frames. These power strips can be plugged into the building, hardwired, or plugged into the modular power system.



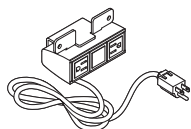
Power strips can be placed in worksurfaces, utility arms, and under the frame. They are powered by a modular system.

Power kits can be placed on the underside of the frame to collect and distribute power throughout the frame with one building interface. Modular harnesses are used to distribute power through the application.

Product Details



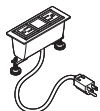
Power strips provide user access to outlets and are available in corded or hardwire option. Power strips are available in drop-in or frame mounted styles. Receptacle options available include standard power, tamper resistant, and USB configurations. All corded options are available with OCP (over current protection) which is a requirement in California.



Corded power strip can plug into a modular receptacle kit or into a building receptacle. Connection must be accessible.

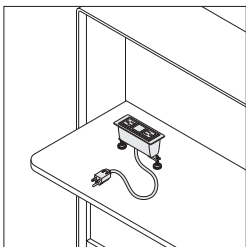
Corded power strips can also be plugged into a modular power system.

Corded power strips have a 6'L or 10'L cord and a 15-amp grounded plug. California requires over current protection on corded power strips..



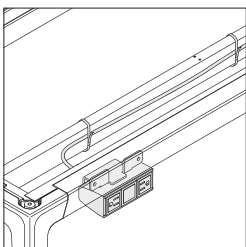
Hardwire power strips are available for Chicago and other municipalities that may require it. They include 10' of flexible conduit. California does not require over current protection on hardwire power strips.

Corded and hardwire power strips can be mounted at any point along the underside of the frame.



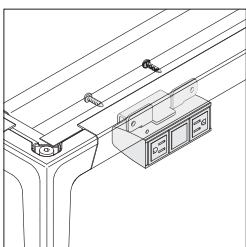
Drop-in power strips are for use in the contour arm, in-line table, desk cabinet, and booth cabinet. California requires over current protection on drop-in power strips.

Drop-in power cutouts must be specified to accommodate the drop-in power strips.



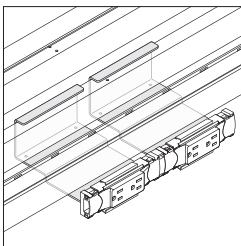
Power cords and harnesses can be managed under the frame. Cable ties are included with the harness and kit components. *Tip: Other wire clips and cord managers can be found in the Answer Solutions Specification Guide (32WCP, 999CHT, TS5LEGCLP).*

Modular power can either be specified in complete power kits or as a separate component to connect from one base to another, or when two circuits are needed.



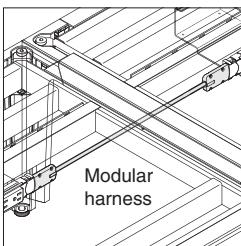
Modular power can be mounted at any point along the underside of the frame.

Modular power can be specified to accommodate multiple power strips.



Power kits collect and distribute power to power strips throughout the base frame using one building interface.

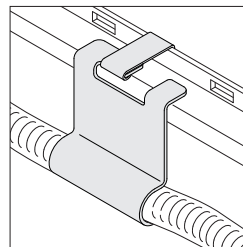
Power kits attach to steel frame with included brackets and face outward.



Modular harnesses are used to distribute power when power kits are used.

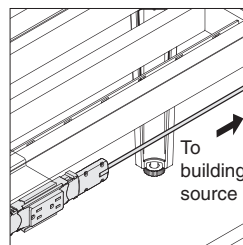
Modular harnesses are available to jump from one frame to another. Frames must be ganged together using style number HS4FG when jumping power between frames.

Modular harnesses are available in lengths from 12" to 42" to accommodate connection of power kits at different ends of the frame or to jump from one frame to another when ganged. Modular harnesses are compatible with one-circuit and two-circuit receptacle kits.



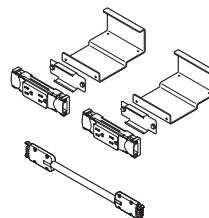
Power infeeds include bracket for mounting to the frame and can be attached to either end of the power kits.

Power infeeds can connect to power kits or branching connectors only.



Hardwire-to-modular power infeeds bring the power from the building power source to the base frame.

Hardwire-to-modular power infeed is available in 9'L. The hardwired end is connected by an electrician to a junction box wherever it is located in the building. The harness is routed to the bottom of the frame and connected to a power kit. Non-PVC is standard.

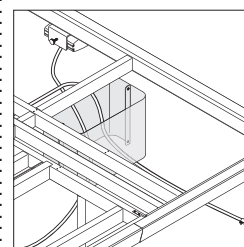


Power kits include the necessary receptacle kits, brackets, connectors and harnesses to accommodate specified frame sizes and power module quantity needs.

Power kits are single circuit only. Modular power should be ordered as components when two circuits are needed.

Power kits do not include base power in which must be specified separately.

Power kits are available with one, two, three or four power module options depending on your frame size and power need.



Vertical cable risers can be used to hide cords or power conduit coming from the floor to the frame. Vertical risers are bolted to the floor at any location under the frame. Attachment hardware is included.

Connections

Drop-in power strips are shipped with all hardware included and can be removed without tools.

Frame-mounted power strips are mounted to bracket without tool.

Receptacle kits include one power module and one bracket that is mounted to the underside of the tube-steel frame.

Hardwired base power-in must be secured to the frame with a strain-relief bracket that is included with the base power-in style number.

Wiring and Cabling

All power components are non PVC.

All electrical components are UL listed to the appropriate industry standards in accordance with the National and Canadian Electrical code.

Local electrical codes vary. Consult a qualified electrical contractor or engineer for the proper installation of all electrical components.

Hardwire power is also available for cities where codes require it.

Underwriters Laboratory (UL) listed. These products have been designed to meet U.S. and Canadian national electrical and energy codes and most local building codes. Local electrical codes vary. Consult a qualified electrician or electrical engineer for proper installation of all electrical equipment.

Surface Materials

Power kits

- 6000 Black

Frame-mounted power strips

- Clear anodized aluminum

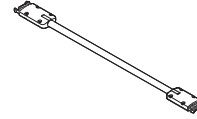
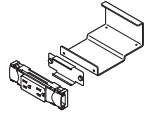
Drop-in power strip faceplate

- Black paint

Receptacles

- 6000 Black

Power Kit Guidelines



**Power Module
Quantity**

**In-Line Connector
Quantity**

**Modular Harness
Quantity**

Single Sided Frames

HS4VKS	1		
HS4VKS (2 module option)	2	1	

Double Sided Frames

HS4VKD44	1		
HS4VKD44 (2 module option)	2	1	
HS4VKD55	1		
HS4VKD55 (2 module option)	2	1	
HS4VKD61	1		
HS4VKD61 (2 module option)	2	1	
HS4VKD61 (3 module option)	3	1	1
HS4VKD66	1		
HS4VKD66 (2 module option)	2	1	
HS4VKD66 (3 module option)	3	1	1
HS4VKD72	1		
HS4VKD72 (2 module option)	2	1	
HS4VKD72 (3 module option)	3	1	1
HS4VKD77	1		
HS4VKD77 (2 module option)	2	1	
HS4VKD77 (3 module option)	3	1	1
HS4VKD83	1		
HS4VKD83 (2 module option)	2	1	
HS4VKD83 (3 module option)	3	1	1
HS4VKD88	1		
HS4VKD88 (2 module option)	2	1	
HS4VKD88 (3 module option)	3	1	1
HS4VKD88 (4 module option)	4	2	1

How to Calculate Power Needs

Use This to Determine How Many Power-Ins You'll Need

When planning a power network, you must calculate the amperage requirements of all your electrical components so you can provide sufficient electricity to power them.

If your usage is not known in advance:

The National Electrical Code (NEC) allows a maximum of 13 receptacles on each 20-amp circuit. This provides up to 30 receptacles for each 3-circuit power-in.

If your usage is known in advance:

Add up the amperage used by each piece of equipment in the workstation. Whenever you reach 60 amps (20 amps times 3 circuits) from items that are likely to be used at the same time, you have reached the limit for a single power-in. Specify another power-in and continue until all equipment is powered.

If the circuits will normally be subject to a continuous load (three or more hours of continuous use, such as lights or computers), the NEC requires that circuit capacity be "de-rated" by 20 percent. Therefore, treat circuits used for continuous loads as if they were rated at 16 amps instead of the regular 20 amps.

Try to anticipate future increases in power requirements and build some excess capacity into your plan.

▶ See table at right for typical and actual amperage usages for components.

To calculate amperage when the wattage of a device is known, divide watts by 120.

Some appliances, such as large copiers, coffee makers, or space heaters require most of the current available on a 20-amp circuit. It is recommended that such devices be supplied with their own receptacle/circuit, directly from the building. This leaves the capacity of the furniture circuits available for the more dynamic requirements of the office equipment.

Local electrical codes vary. Consult a qualified electrical contractor or engineer for the proper planning of electrical circuits in your locale.

Approximate power consumption for common devices

• Device	• Wattage	• Amperage	• Voltage	• Number of Devices Supported on Single 20 Amp Circuit*
Laptop	90	0.8	110	20
CPU/Desktop Computer	120	1.1	110	15
Monitor	60	0.5	110	29
Phone	5	0.0	110	352
High Power Tablet (e.g. Surface Pro)	40	0.4	110	44
Low Power Tablet (e.g. iPad Air)	15	0.1	110	117
Desktop Printer	40	0.4	110	44
42" LCD Screen	210	1.9	110	8
DVD Player	25	0.2	110	70
Projector	175	1.6	110	10
Desktop Lamp	19	0.2	110	93
Large Printer/ Copier (high)	1900	17.3	110	1
Large Printer/ Copier (low)	850	7.7	110	2
Paper Shredder	360	3.3	110	5
Desktop Fan	20	0.2	110	88
Standing Fan	180	1.6	110	10
Coffee Maker (high)	1200	10.9	110	1
Coffee Maker (low)	600	5.5	110	3
Microwave (high)	400	13.6	110	1
Microwave (low)	150	5.5	110	3
Refrigerator (high)	1500	3.6	110	4
Refrigerator (low)	200	1.4	110	12
Vacuum (high)	1500	13.6	110	1
Vacuum (low)	200	1.8	110	9
Space Heater (high)	1500	13.6	110	1
Space Heater (low)	750	6.8	110	2

Tip: These calculations are estimations and are meant solely for informational purposes. It is important to conduct proper power planning for each installation to prevent overloading a circuit.

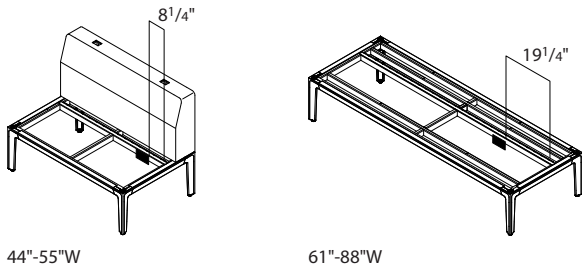
Regard Ganging Harness Length Guidelines

Modular harnesses

allow power to be extended from one power block to another. Use the guidelines on this page to determine harness length.

▶ Page 265

Recommended Receptacle Kit Location



Single-Sided Frames

Frame Width		44"	44"	55"	55"	60 1/2"	60 1/2"	66"	66"	71 1/2"	71 1/2"	77"	77"	82 1/2"
	Power Module Quantity	1	2	1	2	1	2	1	2	1	2	1	2	1
44"	1	18"	18"	18"	18"	30"	30"	30"	30"	30"	30"	30"	30"	30"
44"	2	18"	18"	18"	18"	30"	30"	30"	30"	30"	30"	30"	30"	30"
55"	1	18"	18"	18"	18"	30"	30"	30"	30"	30"	30"	30"	30"	30"
55"	2	18"	18"	18"	18"	30"	30"	30"	30"	30"	30"	30"	30"	30"
60 1/2"	1	30"	30"	30"	30"	42"	42"	42"	42"	42"	42"	42"	42"	42"
60 1/2"	2	30"	30"	30"	30"	42"	42"	42"	42"	42"	42"	42"	42"	42"
66"	1	30"	30"	30"	30"	42"	42"	42"	42"	42"	42"	42"	42"	42"
66"	2	30"	30"	30"	30"	42"	42"	42"	42"	42"	42"	42"	42"	42"
71 1/2"	1	30"	30"	30"	30"	42"	42"	42"	42"	42"	42"	42"	42"	42"
71 1/2"	2	30"	30"	30"	30"	42"	42"	42"	42"	42"	42"	42"	42"	42"
77"	1	30"	30"	30"	30"	42"	42"	42"	42"	42"	42"	42"	42"	42"
77"	2	30"	30"	30"	30"	42"	42"	42"	42"	42"	42"	42"	42"	42"
82 1/2"	1	30"	30"	30"	30"	42"	42"	42"	42"	42"	42"	42"	42"	42"
82 1/2"	2	30"	30"	30"	30"	42"	42"	42"	42"	42"	42"	42"	42"	42"
88"	1	30"	30"	30"	30"	42"	42"	42"	42"	42"	42"	42"	42"	42"
88"	2	30"	30"	30"	30"	42"	42"	42"	42"	42"	42"	42"	42"	42"

82½" 88" 88"

2 1 2

30" 30" 30"

30" 30" 30"

30" 30" 30"

30" 30" 30"

42" 42" 42"

42" 42" 42"

42" 42" 42"

42" 42" 42"

42" 42" 42"

42" 42" 42"

42" 42" 42"

42" 42" 42"

42" 42" 42"

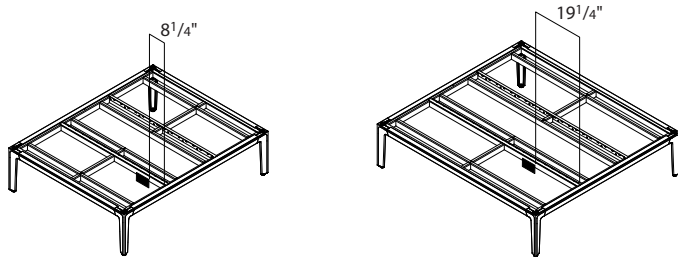
42" 42" 42"

42" 42" 42"

42" 42" 42"

Regard Ganging Harness Length Guidelines, continued

Recommended Receptacle Kit Location



44"-55"W

61"-88"W

Double-Sided Frames

Frame Width		44"	44"	55"	55"	60 1/2"	60 1/2"	60 1/2"	66"	66"	66"	71 1/2"	71 1/2"	71 1/2"
	Power Module Quantity	1	2	1	2	1	2	3	1	2	3	1	2	3
44"	1	18"	18"	18"	18"	30"	30"	30"	30"	30"	30"	30"	30"	30"
44"	2	18"	18"	18"	18"	30"	30"	30"	30"	30"	30"	30"	30"	30"
55"	1	18"	18"	18"	18"	30"	30"	30"	30"	30"	30"	30"	30"	30"
55"	2	18"	18"	18"	18"	30"	30"	30"	30"	30"	30"	30"	30"	30"
60 1/2"	1	30"	30"	30"	30"	42"	42"	42"	42"	42"	42"	42"	42"	42"
60 1/2"	2	30"	30"	30"	30"	42"	42"	42"	42"	42"	42"	42"	42"	42"
60 1/2"	3	30"	30"	30"	30"	42"	42"	42"	42"	42"	42"	42"	42"	42"
66"	1	30"	30"	30"	30"	42"	42"	42"	42"	42"	42"	42"	42"	42"
66"	2	30"	30"	30"	30"	42"	42"	42"	42"	42"	42"	42"	42"	42"
66"	3	30"	30"	30"	30"	42"	42"	42"	42"	42"	42"	42"	42"	42"
71 1/2"	1	30"	30"	30"	30"	42"	42"	42"	42"	42"	42"	42"	42"	42"
71 1/2"	2	30"	30"	30"	30"	42"	42"	42"	42"	42"	42"	42"	42"	42"
71 1/2"	3	30"	30"	30"	30"	42"	42"	42"	42"	42"	42"	42"	42"	42"
77"	1	30"	30"	30"	30"	42"	42"	42"	42"	42"	42"	42"	42"	42"
77"	2	30"	30"	30"	30"	42"	42"	42"	42"	42"	42"	42"	42"	42"
77"	3	30"	30"	30"	30"	42"	42"	42"	42"	42"	42"	42"	42"	42"
82 1/2"	1	30"	30"	30"	30"	42"	42"	42"	42"	42"	42"	42"	42"	42"
82 1/2"	2	30"	30"	30"	30"	42"	42"	42"	42"	42"	42"	42"	42"	42"
82 1/2"	3	30"	30"	30"	30"	42"	42"	42"	42"	42"	42"	42"	42"	42"
88"	1	30"	30"	30"	30"	42"	42"	42"	42"	42"	42"	42"	42"	42"
88"	2	30"	30"	30"	30"	42"	42"	42"	42"	42"	42"	42"	42"	42"
88"	3	30"	30"	30"	30"	42"	42"	42"	42"	42"	42"	42"	42"	42"
88"	4	30"	30"	30"	30"	42"	42"	42"	42"	42"	42"	42"	42"	42"

Regard Base, Bench, Booth, and Wall-Mounted Frames

Standard Includes	Required to Specify
-------------------	---------------------

- | | | |
|--|---|--|
| ▶ Need help? Product details, page 216 | <ul style="list-style-type: none"> • Legs and trim: paint price group 1 • Adjustable glides on legs: platinum solid plastic | <ul style="list-style-type: none"> 1 Style number 2 Paint color for legs and trim 3 Options, if selected (see below) ▶ See <i>Surface Materials</i>, page 268. |
|--|---|--|

Options	U.S. Price	Required to Specify
---------	------------	---------------------

Surface Materials	<ul style="list-style-type: none"> • Paint price group 1 • Paint price group 2 for wall-mounted base frame • Paint price group 2 for single-sided, double-sided, bench, and booth base frames • Paint price group 3 	<ul style="list-style-type: none"> No cost +\$ 41 +\$ 74 +\$146 	<ul style="list-style-type: none"> Specify paint color number. Specify paint color number. Specify paint color number. Specify paint color number. ▶ See <i>Surface Materials</i>, page 268.
Tablet Frame	<ul style="list-style-type: none"> • Single-sided frames 77"W-88"W and all double-sided frames • Single-sided frames 44"W-71½"W 	<ul style="list-style-type: none"> No cost +\$ 68 	<ul style="list-style-type: none"> Specify with tablet frame. Specify with tablet frame.

Tip: Single-sided frames 77"W-88"W and all double-sided frames are standard with the tablet frame option.

Specification Information			
• Dimensions	• Style	• U.S.	
D W	Number	Base Price	

•	•	•	
•	•	•	
•	•	•	
•	•	•	

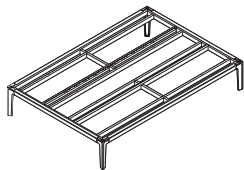
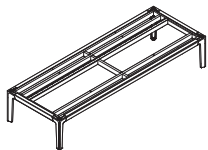
Frames

Single-Sided

27½"	33"	HS4FS33	\$1182
27½"	44"	HS4FS44	\$1244
27½"	55"	HS4FS55	\$1340
27½"	60½"	HS4FS61	\$1378
27½"	66"	HS4FS66	\$1414
27½"	71½"	HS4FS72	\$1448
27½"	77"	HS4FS77	\$1529
27½"	82½"	HS4FS83	\$1585
27½"	88"	HS4FS88	\$1642

Double-Sided

55"	44"	HS4FD44	\$1577
55"	55"	HS4FD55	\$1739
55"	60½"	HS4FD61	\$1799
55"	66"	HS4FD66	\$1861
55"	71½"	HS4FD72	\$1922
55"	77"	HS4FD77	\$1984
55"	82½"	HS4FD83	\$2046
55"	88"	HS4FD88	\$2106



 **For Canadian Pricing**
 Multiply U.S. Price by the Canadian price factor.
 ▶ See page 1 for details.

▶ **Specification Information, continued on next page**

► Specification Information, continued from previous page

Specification Information

Dimensions		Style Number	U.S. Base Price
D	W		

Frames, continued

Planter

37½"	44"	HS4FSP44	\$1543
37½"	55"	HS4FSP55	\$1696
37½"	60½"	HS4FSP61	\$1803
37½"	66"	HS4FSP66	\$1846
37½"	71½"	HS4FSP72	\$2097
37½"	77"	HS4FSP77	\$2166
37½"	82½"	HS4FSP83	\$2278
37½"	88"	HS4FSP88	\$2350

Bench

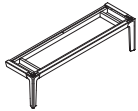
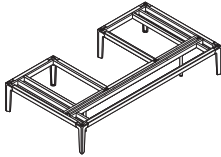
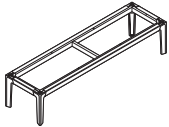
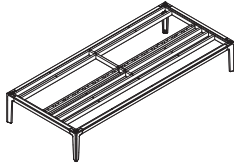
18"	44"	HS4FB44	\$1064
18"	66"	HS4FB66	\$1235

Booth

44"	80½"	HS4FC4481	\$2814
55"	80½"	HS4FC5581	\$2989

Wall-Mounted

11"	55"	HS4FW1155	\$1231
-----	-----	------------------	--------



 **For Canadian Pricing**
 Multiply U.S. Price by the Canadian price factor.
 ► See page 1 for details.

Regard Frame Extensions

Standard Includes		Required to Specify
▶ Need help? Product details, page 216	<ul style="list-style-type: none"> Frame extensions: paint price group 1 Adjustable glides on legs: platinum solid plastic 	1 Style number 2 Paint color for extensions 3 Options, if selected (see below) ▶ See <i>Surface Materials</i> , page 268.

Tip: Extensions can be added to either side of double-sided frames or back of 55"W single-sided frame.

Options	U.S. Price	Required to Specify
Surface Materials	<ul style="list-style-type: none"> Paint price group 1: No cost Paint price group 2 for cabinet and seating frame extensions: +\$ 41 Paint price group 2 for planter frame extensions: +\$ 74 Paint price group 3 for all frame extensions: +\$146 	Specify paint color number. Specify paint color number. Specify paint color number. Specify paint color number. ▶ See <i>Surface Materials</i> , page 268.
Tablet Frame	<ul style="list-style-type: none"> For seating frame extension: +\$ 68 	Specify with <i>tablet frame</i> .

Tip: Cabinet frame and planter frame extensions are not available with tablet frame option.

Specification Information			
Dimensions	Style	U.S.	
D W	Number	Base Price	

Cabinet Frame Extension

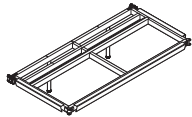
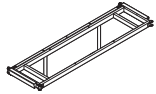
11"	55"	HS4FE1155	\$729
:	:	:	:

Seating Frame Extension

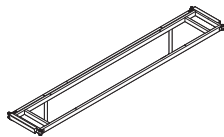
27½"	55"	HS4FE2855	\$972
:	:	:	:

Planter Frame Extensions

11"	44"	HS4FE1144	\$685
11"	61"	HS4FE1161	\$774
11"	66"	HS4FE1166	\$816
11"	72"	HS4FE1172	\$860
11"	77"	HS4FE1177	\$906
11"	83"	HS4FE1183	\$946
11"	88"	HS4FE1188	\$993
:	:	:	:



Tip: Perpendicular seating can only be added using HS4FE2855.



Tip: Only for use on single-sided frames.



For Canadian Pricing
 Multiply U.S. Price by the Canadian price factor.
 ▶ See page 1 for details.

Standard Includes	Required to Specify
<ul style="list-style-type: none"> ▶ Need help? Product details, page 216 	<ul style="list-style-type: none"> • Ganging bracket, if selected: quantity 2 • Floor anchor bracket, if selected
	Style number

Specification Information

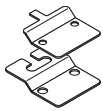
Style Number	U.S. Price
--------------	------------

Ganging Bracket

HS4FG	\$66
·	·

Floor Anchor Bracket

98769 X4/24	\$52
·	·



 **For Canadian Pricing**
 Multiply U.S. Price by the Canadian price factor.
 ▶ See page 1 for details.

X4/24 = Last order entry
 April 14, 2024

Regard Seat and Bench Cushions

Tip: Contrasting fabrics can be specified on the bench cushions only.

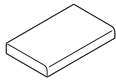
Standard Includes	Required to Specify
<ul style="list-style-type: none"> ▶ Need help? Product details, page 220 • Seat, bench cushion, bench side panel: fabric • Frame attachment brackets 	<ol style="list-style-type: none"> 1 Style number 2 Fabric color number for seat or bench cushion 3 Fabric color number for bench side panel, if selected 4 Options, if selected (see below) <p>▶ See <i>Surface Materials</i>, page 268.</p>

Options	U.S. Price	Required to Specify
Surface Materials <ul style="list-style-type: none"> • Moisture barrier • Moisture barrier 	+\$134 per cushion	Specify with <i>moisture barrier</i> .

Specification Information

Dimensions		Style Number	U.S. Base Prices	Fabric Price Groups										COM	
D	W			Group 1	Group 2	Group 3	Group 4	Group 5	Group 6	Group 7	Group 8	Group 9	Group 10		
				Fabric Price	Fabric Price	Fabric Price	Fabric Price	Fabric Price	Fabric Price	Fabric Price	Fabric Price	Fabric Price	Fabric Price	Fabric Price	

Seat Cushions



20"	22"	HS4H22	Seat fabric	\$363	\$416	\$443	\$480	\$523	\$ 559	\$ 612	\$ 675	\$ 745	\$ 824	\$389
20"	27½"	HS4H28	Seat fabric	\$423	\$503	\$543	\$600	\$666	\$ 722	\$ 802	\$ 898	\$1009	\$1127	\$449
20"	33"	HS4H33	Seat fabric	\$438	\$522	\$567	\$624	\$693	\$ 751	\$ 835	\$ 933	\$1052	\$1175	\$464

Bench Cushion



18"	22"	HS4HB	Seat fabric	\$419	\$475	\$503	\$542	\$587	\$ 625	\$ 682	\$ 747	\$ 822	\$ 905	\$431
			Side fabric	No cost	+\$28	+\$44	+\$63	+\$87	+\$106	+\$135	+\$168	+\$208	+\$252	+\$12



For Canadian Pricing
 Multiply U.S. Price by the Canadian price factor.
 ▶ See page 1 for details.



Regard Backs

Tip: Inner and outer fabrics may be contrasting.

Tip: Back fabric patterns may not match seats and arms.

▶ See *Surface Materials*, page 606

Tip: Fabric is applied warp horizontal only.

Tip: Privacy screen attachment option must be specified when mounting a glass screen to a back. Screens are ordered separately.

Standard Includes	Required to Specify
-------------------	---------------------

<ul style="list-style-type: none"> ▶ Need help? Product details, page 222 • Inner and outer back: fabric • Frame attachment brackets 	<ul style="list-style-type: none"> 1 Style number 2 Fabric color number for inner back 3 Fabric color number for outer back 4 Options, if selected (see below) ▶ See <i>Surface Materials</i>, page 268.
---	---

Options	U.S. Price	Required to Specify
---------	------------	---------------------

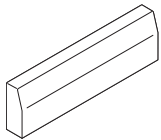
Privacy Screen Attachment <ul style="list-style-type: none"> • For backs 33" – 60½" • For backs 66" – 88" 	<ul style="list-style-type: none"> +\$142 per back +\$171 per back 	<ul style="list-style-type: none"> Specify with screen attachment. Specify with screen attachment.
--	--	--

Related Products <ul style="list-style-type: none"> • Privacy Screens 	<ul style="list-style-type: none"> ▶ Page 255
---	--

Specification Information

Dimensions		Style Number	U.S. Base Prices	Fabric Price										COM
D	W			Group 1	Group 2	Group 3	Group 4	Group 5	Group 6	Group 7	Group 8	Group 9	Group 10	
7½"	33"	HS4BS33	Inner fabric	\$ 961	\$1017	\$1044	\$1081	\$1126	\$1165	\$1219	\$1284	\$1358	\$ 1442	\$ 987
			Outer fabric	No cost	+\$ 82	+\$124	+\$182	+\$249	+\$305	+\$386	+\$484	+\$597	+\$ 719	+\$ 26
7½"	44"	HS4BS44	Inner fabric	\$1058	\$1121	\$1155	\$1198	\$1251	\$1292	\$1358	\$1432	\$1517	\$ 1614	\$1084
			Outer fabric	No cost	+\$ 97	+\$143	+\$210	+\$286	+\$352	+\$448	+\$559	+\$691	+\$ 829	+\$ 26
7½"	55"	HS4BS55	Inner fabric	\$1158	\$1232	\$1266	\$1317	\$1375	\$1423	\$1497	\$1581	\$1677	\$ 1784	\$1184
			Outer fabric	No cost	+\$108	+\$162	+\$239	+\$325	+\$397	+\$507	+\$632	+\$782	+\$ 941	+\$ 26
7½"	60½"	HS4BS61	Inner fabric	\$1227	\$1304	\$1340	\$1395	\$1458	\$1507	\$1585	\$1674	\$1776	\$ 1891	\$1253
			Outer fabric	No cost	+\$114	+\$172	+\$252	+\$344	+\$422	+\$537	+\$670	+\$827	+\$ 996	+\$ 26
7½"	66"	HS4BS66	Inner fabric	\$1319	\$1403	\$1448	\$1505	\$1574	\$1632	\$1716	\$1814	\$1933	\$ 2056	\$1345
			Outer fabric	No cost	+\$129	+\$190	+\$280	+\$382	+\$467	+\$595	+\$744	+\$919	+\$1106	+\$ 26

Single-Sided



▶ **Specification Information, continued on next page**



For Canadian Pricing

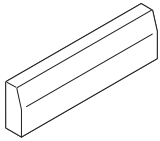
Multiply U.S. Price by the Canadian price factor.

▶ See page 1 for details.

► Specification Information, continued from previous page

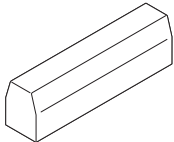
Specification Information													
Dimensions D	W	Style Number		U.S. Base Prices									
				Fabric Price Group 1	Fabric Price Group 2	Fabric Price Group 3	Fabric Price Group 4	Fabric Price Group 5	Fabric Price Group 6	Fabric Price Group 7	Fabric Price Group 8	Fabric Price Group 9	Fabric Price Group 10

Single-Sided, continued



7½"	71½"	HS4BS72	Inner fabric	\$1409	\$1497	\$1543	\$1606	\$1676	\$1737	\$1826	\$1929	\$ 2051	\$ 2184	\$1435
			Outer fabric	No cost	+\$135	+\$201	+\$293	+\$402	+\$489	+\$625	+\$782	+\$ 966	+\$1161	+\$ 26
7½"	77"	HS4BS77	Inner fabric	\$1501	\$1599	\$1646	\$1716	\$1793	\$1860	\$1958	\$2070	\$ 2204	\$ 2348	\$1527
			Outer fabric	No cost	+\$146	+\$220	+\$323	+\$441	+\$538	+\$686	+\$857	+\$1056	+\$1273	+\$ 26
7½"	82½"	HS4BS83	Inner fabric	\$1592	\$1696	\$1745	\$1815	\$1898	\$1967	\$2071	\$2187	\$ 2327	\$ 2475	\$1618
			Outer fabric	No cost	+\$153	+\$231	+\$337	+\$460	+\$562	+\$716	+\$896	+\$1103	+\$1328	+\$ 26
7½"	88"	HS4BS88	Inner fabric	\$1682	\$1793	\$1847	\$1925	\$2016	\$2087	\$2198	\$2327	\$ 2478	\$ 2642	\$1708
			Outer fabric	No cost	+\$165	+\$249	+\$363	+\$497	+\$606	+\$775	+\$968	+\$1194	+\$1438	+\$ 26

Double-Sided



15"	33"	HS4BD33	Inner fabric	\$1195	\$1277	\$1319	\$1377	\$1444	\$1500	\$1581	\$1679	\$ 1792	\$ 1914	\$1221
			Outer fabric	No cost	+\$ 56	+\$ 83	+\$120	+\$165	+\$204	+\$258	+\$323	+\$ 397	+\$ 481	+\$ 26
15"	38½"	HS4BD39	Inner fabric	\$1311	\$1408	\$1454	\$1521	\$1597	\$1663	\$1759	\$1870	\$ 2002	\$ 2140	\$1337
			Outer fabric	No cost	+\$ 63	+\$ 97	+\$140	+\$193	+\$234	+\$300	+\$374	+\$ 459	+\$ 556	+\$ 26
15"	44"	HS4BD44	Inner fabric	\$1415	\$1512	\$1558	\$1625	\$1701	\$1767	\$1863	\$1974	\$ 2106	\$ 2244	\$1441
			Outer fabric	No cost	+\$ 63	+\$ 97	+\$140	+\$193	+\$234	+\$300	+\$374	+\$ 459	+\$ 556	+\$ 26
15"	49½"	HS4BD50	Inner fabric	\$1519	\$1633	\$1691	\$1771	\$1863	\$1941	\$2056	\$2189	\$ 2346	\$ 2515	\$1545
			Outer fabric	No cost	+\$ 77	+\$113	+\$168	+\$231	+\$280	+\$358	+\$447	+\$ 549	+\$ 664	+\$ 26
15"	55"	HS4BD55	Inner fabric	\$1622	\$1751	\$1812	\$1902	\$2004	\$2089	\$2217	\$2366	\$ 2541	\$ 2728	\$1648
			Outer fabric	No cost	+\$ 84	+\$129	+\$186	+\$255	+\$313	+\$397	+\$495	+\$ 614	+\$ 737	+\$ 26
15"	60½"	HS4BD61	Inner fabric	\$1724	\$1853	\$1914	\$2004	\$2106	\$2191	\$2319	\$2468	\$ 2643	\$ 2830	\$1750
			Outer fabric	No cost	+\$ 84	+\$129	+\$186	+\$255	+\$313	+\$397	+\$495	+\$ 614	+\$ 737	+\$ 26

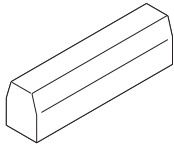
► Specification Information, continued on next page

Regard Backs, continued

► Specification Information, continued from previous page

Specification Information												
Dimensions D W	Style Number		U.S. Base Prices									
			Fabric Price Group 1	Fabric Price Group 2	Fabric Price Group 3	Fabric Price Group 4	Fabric Price Group 5	Fabric Price Group 6	Fabric Price Group 7	Fabric Price Group 8	Fabric Price Group 9	Fabric Price Group 10

Double-Sided, continued



15"	66"	HS4BD66	Inner fabric	\$1826	\$1972	\$2046	\$2149	\$2267	\$2364	\$2512	\$2683	\$ 2882	\$ 3099	\$1852
			Outer fabric	No cost	+\$ 98	+\$145	+\$215	+\$292	+\$359	+\$457	+\$569	+\$ 703	+\$ 847	+\$ 26
15"	71 1/2"	HS4BD72	Inner fabric	\$1929	\$2075	\$2149	\$2252	\$2370	\$2467	\$2615	\$2786	\$ 2985	\$ 3202	\$1955
			Outer fabric	No cost	+\$ 98	+\$145	+\$215	+\$292	+\$359	+\$457	+\$569	+\$ 703	+\$ 847	+\$ 26
15"	77"	HS4BD77	Inner fabric	\$2030	\$2240	\$2346	\$2491	\$2661	\$2804	\$3012	\$3258	\$ 3547	\$ 3856	\$2056
			Outer fabric	No cost	+\$140	+\$210	+\$308	+\$422	+\$514	+\$655	+\$820	+\$1010	+\$1216	+\$ 26
15"	82 1/2"	HS4BD83	Inner fabric	\$2132	\$2349	\$2456	\$2611	\$2784	\$2928	\$3146	\$3397	\$ 3694	\$ 4012	\$2158
			Outer fabric	No cost	+\$144	+\$217	+\$317	+\$434	+\$532	+\$676	+\$844	+\$1043	+\$1256	+\$ 26
15"	88"	HS4BD88	Inner fabric	\$2235	\$2458	\$2571	\$2724	\$2905	\$3055	\$3279	\$3538	\$ 3844	\$ 4172	\$2261
			Outer fabric	No cost	+\$147	+\$222	+\$327	+\$447	+\$546	+\$697	+\$869	+\$1074	+\$1291	+\$ 26



For Canadian Pricing





Multiply U.S. Price by the Canadian price factor.

► See page 1 for details.

Regard Arms

Standard Includes		Required to Specify
<ul style="list-style-type: none"> ▶ Need help? Product details, page 224 	<ul style="list-style-type: none"> • Inner and outer arms: fabric • Arm cap, if selected: plastic • Frame attachment brackets 	<ol style="list-style-type: none"> 1 Style number 2 Fabric color number for inner arm 3 Fabric color number for outer arm 4 Plastic color number for arm cap, if selected <p>▶ See <i>Surface Materials</i>, page 268.</p>

Specification Information

Single-Sided		Double-Sided	Single-Sided with Plastic Arm Cap				Double-Sided with Plastic Arm Cap						
													
Dimensions	Style Number	U.S. Prices											
D	W		Fabric Price Group 1	Fabric Price Group 2	Fabric Price Group 3	Fabric Price Group 4	Fabric Price Group 5	Fabric Price Group 6	Fabric Price Group 7	Fabric Price Group 8	Fabric Price Group 9	Fabric Price Group 10	COM

Single-Sided

20"	5 1/2"	HS4AS6	Inner fabric	\$319	\$344	\$356	\$375	\$ 396	\$ 413	\$ 438	\$ 466	\$ 502	\$ 540	\$331
			Outer fabric	No cost	+\$37	+\$57	+\$84	+\$114	+\$140	+\$179	+\$223	+\$276	+\$334	+\$12
20"	11"	HS4AS11	Inner fabric	\$393	\$418	\$430	\$449	\$ 470	\$ 487	\$ 512	\$ 540	\$ 576	\$ 614	\$405
			Outer fabric	No cost	+\$37	+\$57	+\$84	+\$114	+\$140	+\$179	+\$223	+\$276	+\$334	+\$12

Double-Sided

20"	5 1/2"	HS4AD6	Inner fabric	\$351	\$376	\$388	\$407	\$ 428	\$ 445	\$ 470	\$ 498	\$ 534	\$ 572	\$363
			Outer fabric	No cost	+\$37	+\$57	+\$84	+\$114	+\$140	+\$179	+\$223	+\$276	+\$334	+\$12
20"	11"	HS4AD11	Inner fabric	\$428	\$453	\$465	\$484	\$ 505	\$ 522	\$ 547	\$ 575	\$ 611	\$ 649	\$440
			Outer fabric	No cost	+\$37	+\$57	+\$84	+\$114	+\$140	+\$179	+\$223	+\$276	+\$334	+\$12

Single-Sided with Plastic Arm Cap

20"	5 1/2"	HS4AS6C	Inner fabric	\$444	\$456	\$466	\$476	\$ 488	\$ 497	\$ 510	\$ 527	\$ 548	\$ 569	\$456
			Outer fabric	No cost	+\$20	+\$26	+\$37	+\$ 53	+\$ 63	+\$ 82	+\$104	+\$126	+\$152	+\$12
20"	11"	HS4AS11C	Inner fabric	\$542	\$563	\$570	\$583	\$ 599	\$ 614	\$ 630	\$ 654	\$ 679	\$ 707	\$554
			Outer fabric	No cost	+\$24	+\$34	+\$51	+\$ 73	+\$ 85	+\$109	+\$136	+\$168	+\$204	+\$12

Double-Sided with Plastic Arm Cap

20"	5 1/2"	HS4AD6C	Inner fabric	\$479	\$501	\$510	\$525	\$ 542	\$ 556	\$ 579	\$ 602	\$ 631	\$ 661	\$491
			Outer fabric	No cost	+\$ 9	+\$17	+\$24	+\$ 32	+\$ 39	+\$ 49	+\$ 63	+\$ 78	+\$ 96	+\$12
20"	11"	HS4AD11C	Inner fabric	\$579	\$606	\$620	\$640	\$ 663	\$ 683	\$ 711	\$ 743	\$ 781	\$ 822	\$591
			Outer fabric	No cost	+\$16	+\$23	+\$32	+\$ 44	+\$ 53	+\$ 69	+\$ 84	+\$105	+\$125	+\$12

Regard Utility Arms

Tip: Contour arm is only to be used between seat cushions.

Tip: In-line table can be used in between seat cushions or on either end of a frame.

Tip: Specify power strip separately.
▶ See page 264

Standard Includes	Required to Specify
<ul style="list-style-type: none"> ▶ Need help? Product details, page 224 • Outer arm: fabric • Arm cap: plastic • Frame attachment brackets 	<ul style="list-style-type: none"> 1 Style number 2 Fabric color number for outer arm 3 Plastic color number for arm cap 4 Options, if selected (see below) ▶ See <i>Surface Materials</i>, page 606.

Options	U.S. Price	Required to Specify
Power Cutout • With power cutout	No cost	Specify <i>with power cutout</i> .

Specification Information

Contour Arm



In-Line Table



Dimensions		Style Number	U.S. Prices										COM
D	W		Fabric Price Group 1	Fabric Price Group 2	Fabric Price Group 3	Fabric Price Group 4	Fabric Price Group 5	Fabric Price Group 6	Fabric Price Group 7	Fabric Price Group 8	Fabric Price Group 9	Fabric Price Group 10	
20"	11"	HS4AU11	Outer fabric \$652	\$684	\$699	\$724	\$749	\$769	\$799	\$838	\$883	\$929	\$678

Contour Arm

20"	11"	HS4AU11	Outer fabric \$652	\$684	\$699	\$724	\$749	\$769	\$799	\$838	\$883	\$929	\$678
-----	-----	----------------	--------------------	-------	-------	-------	-------	-------	-------	-------	-------	-------	-------

In-Line Table

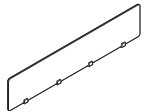
20"	11"	HS4TL11	Outer fabric \$521	\$553	\$568	\$593	\$618	\$638	\$668	\$707	\$752	\$798	\$547
-----	-----	----------------	--------------------	-------	-------	-------	-------	-------	-------	-------	-------	-------	-------



For Canadian Pricing
Multiply U.S. Price by the Canadian price factor.
▶ See page 1 for details.

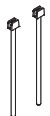
Regard Privacy Screens

Tip: Must specify the privacy screen attachment option for each back, as well as the privacy screen style number. Screens can only be attached when the option is selected on each back.



Tip: Screen width must match width of back width.

Tip: When using custom screen materials, screen widths must be ordered 2" less than widths shown at right. All edges must be rounded and beveled.



Tip: Screen brackets and stanchions can be specified separately to allow users to supply own screens.

Tip: When specifying custom screen materials, screen lengths 33"–55" require two brackets and stanchions and screen lengths 60½"–88" require four brackets and stanchions.

Tip: When using custom screen materials, the installer must attach glass tabs to the screen. Glass connection tabs come with screen brackets and stanchions.



For Canadian Pricing

Multiply U.S. Price by the Canadian price factor.

▶ See page 1 for details.

Standard Includes	Required to Specify
<ul style="list-style-type: none"> ▶ Need help? Product details, page 226 • Glass screen: 6530 Frosted Glass • Two brackets, 33"W – 55"W: paint • Four brackets, 60½"W – 88"W: paint 	<ul style="list-style-type: none"> 1 Style number 2 Paint color number for brackets ▶ See <i>Surface Materials</i>, page 268.

Specification Information

Dimensions	Style Number	U.S. Price
W H		

Screens with Brackets

33"	14"	HS4S33G	\$ 685
38½"	14"	HS4S39G	\$ 749
44"	14"	HS4S44G	\$ 814
49½"	14"	HS4S50G	\$ 908
55"	14"	HS4S55G	\$ 972
60½"	14"	HS4S61G	\$1039
66"	14"	HS4S66G	\$1102
71½"	14"	HS4S72G	\$1166
77"	14"	HS4S77G	\$1231
82½"	14"	HS4S83G	\$1295
88"	14"	HS4S88G	\$1359
⋮	⋮	⋮	⋮

Screen Brackets and Stanchions

Two brackets and stanchions	HS4SA2	\$ 202
Four brackets and stanchions	HS4SA4	\$ 376
⋮	⋮	⋮

Regard Tables

Standard Includes	Required to Specify
<ul style="list-style-type: none"> ▶ Need help? Product details, page 228 • Table top: High-Pressure Laminate, or solid surface • Metal support leg and base: paint • Edges on laminate table, if selected; 3 mm plastic 	<ol style="list-style-type: none"> 1 Style number 2 Laminate color number for top, if selected 3 Solid surface color number for top, if selected 4 Plastic color number for laminate table edge, if selected 5 Paint color for leg and base 6 Options, if selected (see below) <p>▶ See <i>Surface Materials</i>, page 268.</p>

Tip: Open Line laminate requires a selection of standard edge band finish.

Tip: Table top is 3/4" thick for laminate and 1 1/4" thick for solid surfaces.

Options	U.S. Price	Required to Specify
Surface Materials Laminate <ul style="list-style-type: none"> • Steelcase Health laminate • Steelcase laminate • Open Line laminate 	No cost No cost +\$135 plus the cost of laminate	<ul style="list-style-type: none"> ▶ See <i>Surface Materials</i>, page 268. ▶ See <i>Surface Materials</i>, page 268. ▶ See <i>Surface Materials</i>, page 268.
Paint <ul style="list-style-type: none"> • Paint price group 1 • Paint price group 2 for 22"H square tables • Paint price group 2 for 26"H square and personal tables • Paint price group 3 for square and personal tables 	No cost +\$ 41 +\$ 74 +\$146	Specify paint color number. Specify paint color number. Specify paint color number. Specify paint color number. ▶ See <i>Surface Materials</i> , page 606.

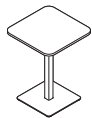
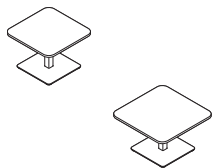
Specification Information								
Dimensions			Style Number	U.S. Base Prices				
D	W	H		Laminate	Solid Surface Price Group A	Solid Surface Price Group B	Solid Surface Price Group C	Solid Surface Price Group D

Square Tables

Laminate								
22"	22"	15"	HS4T2218L	\$1042	N.A.	N.A.	N.A.	N.A.
26"	26"	15"	HS4T2618L	\$1198	N.A.	N.A.	N.A.	N.A.
Solid Surface								
22"	22"	15"	HS4T2218S	N.A.	\$1808	\$1854	\$1915	\$2063
26"	26"	15"	HS4T2618S	N.A.	\$2069	\$2129	\$2201	\$2356

Personal Tables

Laminate								
22"	22"	29"	HS4T2228L	\$1066	N.A.	N.A.	N.A.	N.A.
Solid Surface								
22"	22"	29"	HS4T2228S	N.A.	\$1843	\$1889	\$1950	\$2098



 **For Canadian Pricing**
 Multiply U.S. Price by the Canadian price factor.
 ▶ See page 1 for details.

Regard Planters



Standard Includes		Required to Specify
▶ Need help? Product details, page 229	<ul style="list-style-type: none"> Planter: paint price group 1 Adjustable glides on planter: platinum solid plastic 	1 Style number 2 Paint color for planter 3 Options, if selected (see below) ▶ See <i>Surface Materials</i> , page 268.

Options	U.S. Price	Required to Specify
Surface Materials <ul style="list-style-type: none"> Paint price group 1 Paint price group 2 Paint price group 3 	No cost +\$ 74 +\$146	Specify paint color number. Specify paint color number. Specify paint color number.
Shelf Bracket <ul style="list-style-type: none"> Bracket: black paint only 	+\$ 72	Specify with <i>shelf bracket option</i> .

Tip: When mounting to frame, planter must be specified with shelf bracket option.

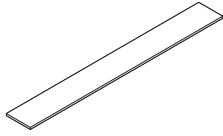
Specification Information			
Dimensions		Style	U.S.
D	W	Number	Base Price
11"	22"	HS4P1122	\$ 959
11"	33"	HS4P1133	\$1066
11"	44"	HS4P1144	\$1135
22"	22"	HS4P2222	\$ 996
.	.	.	.

Tip: 22"D x 22"W planter is for use on the floor only.



 **For Canadian Pricing**
 Multiply U.S. Price by the Canadian price factor.
 ▶ See page 1 for details.

Regard Planter Shelves



Standard Includes	Required to Specify
<ul style="list-style-type: none"> ▶ Need help? Product details, page 229 • Shelf: Steelcase Health laminate or Steelcase laminate • Edge: plastic 	<ol style="list-style-type: none"> 1 Style number 2 Laminate color number for shelf 3 Plastic color number for laminate shelf edge 4 Options, if selected (see below) <ul style="list-style-type: none"> ▶ See <i>Surface Materials</i>, page 268.

Options	U.S. Price	Required to Specify
Surface Materials <ul style="list-style-type: none"> • Steelcase Health laminate • Steelcase laminate • Open Line laminate 	No cost No cost +\$135 plus cost of laminate	<ul style="list-style-type: none"> ▶ See <i>Surface Materials</i>, page 268. ▶ See <i>Surface Materials</i>, page 268. ▶ See <i>Surface Materials</i>, page 268.

Specification Information			
Dimensions		Style	U.S.
D	W	Number	Base Price
11"	44"	HS4LSP44	\$473
11"	55"	HS4LSP55	\$533
11"	60½"	HS4LSP61	\$536
11"	66"	HS4LSP66	\$572
11"	71½"	HS4LSP72	\$576
11"	77"	HS4LSP77	\$644
11"	82½"	HS4LSP83	\$647
11"	88"	HS4LSP88	\$653
:	:	:	:



For Canadian Pricing
 Multiply U.S. Price by the Canadian price factor.
 ▶ See page 1 for details.

Regard Planter Liners



Tip: Liners come in package of two.

Tip: Liners are recommended when using artificial plants.

Tip: Liners strongly recommended when using live plants.

Standard Includes	Required to Specify
<ul style="list-style-type: none"> ▶ Need help? Product details, page 229 • Liner: package of two 	<ul style="list-style-type: none"> Style number

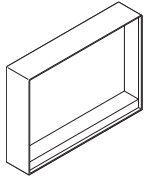
Specification Information

• Dimensions		• Style	• U.S.
D	W	Number	Price
11"	22"	HS42L1122	\$271
11"	33"	HS42L1133	\$246
11"	44"	HS42L1144	\$266
22"	22"	HS42L2222	\$374
:	:	:	:



 **For Canadian Pricing**
 Multiply U.S. Price by the Canadian price factor.
 ▶ See page 1 for details.

Regard Desk and Media Cabinets



Standard Includes		Required to Specify
<ul style="list-style-type: none"> ▶ Need help? Product details, page 230 	<ul style="list-style-type: none"> • Worksurface: laminate or solid surface • Edges on laminate worksurface, if selected: 3 mm plastic • Vertical surfaces: laminate • Back panel, if selected: laminate • Shroud: paint • Display shelves, if selected: paint 	<ol style="list-style-type: none"> 1 Style number 2 Laminate color number for worksurface, if selected 3 Solid surface color number for worksurface, if selected 4 Plastic color number for laminate worksurface edges, if selected 5 Laminate color number for vertical surfaces and back panel, if selected 6 Paint color number for shroud 7 Paint color number for display shelves, if selected 8 Options, if selected (see below) <ul style="list-style-type: none"> ▶ See <i>Surface Materials</i>, page 268.

Options	U.S. Price	Required to Specify
Surface Materials <ul style="list-style-type: none"> • Steelcase Health laminate • Steelcase laminate • Open Line laminate 	No cost No cost +\$135 plus the cost of laminate	<ul style="list-style-type: none"> ▶ See <i>Surface Materials</i>, page 268. ▶ See <i>Surface Materials</i>, page 268. ▶ See <i>Surface Materials</i>, page 268.
Solid Surface <ul style="list-style-type: none"> • Solid surface price group A • Solid surface price group B • Solid surface price group C • Solid surface price group D 	No cost +\$172 +\$204 +\$228	<ul style="list-style-type: none"> ▶ See <i>Surface Materials</i>, page 268. ▶ See <i>Surface Materials</i>, page 268. ▶ See <i>Surface Materials</i>, page 268. ▶ See <i>Surface Materials</i>, page 268.
Omit Back Panel <ul style="list-style-type: none"> • Omit back panel 	-\$210	Specify with <i>no back panel</i> .
Monitor Bracket <ul style="list-style-type: none"> • Small monitor bracket • Large monitor bracket 	+\$171 +\$198	Specify with <i>small monitor bracket</i> . Specify with <i>large monitor bracket</i> .
Power Cutout <ul style="list-style-type: none"> • With power cutout 	No cost	Specify with <i>power cutout</i> .
Coat Hook and Bag Retainer <ul style="list-style-type: none"> • Coat hook only with 4799 Platinum • Coat hook only with 4750 Champagne • Bag retainer only with 4799 Platinum • Bag retainer only with 4750 Champagne • Coat hook and bag retainer with 4799 Platinum • Coat hook and bag retainer with 4750 Champagne 	+\$ 72 +\$ 72 +\$210 +\$210 +\$282 +\$282	Specify with <i>4799 Platinum coat hook</i> . Specify with <i>4750 Champagne coat hook</i> . Specify with <i>4799 Platinum bag retainer</i> . Specify with <i>4750 Champagne bag retainer</i> . Specify with <i>4799 Platinum coat hook and bag retainer</i> . Specify with <i>4750 Champagne coat hook and bag retainer</i> .
Lighting <ul style="list-style-type: none"> • LED lighting 	+\$423	Specify with <i>6009 Arctic White LED lighting</i> .
Related Products <ul style="list-style-type: none"> • Base frames and frame extensions 		▶ Page 244

Tip: Monitor bracket is available in two sizes for media cabinet only.

Tip: 46"W monitor is recommended for media cabinet.

Tip: Power cutout is available on desk cabinets only.

Tip: Coat hook and bag retainer available on open desk cabinets only.

Tip: LED light is available on desk cabinets only.

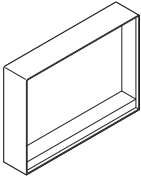
Tip: Base frame and frame extensions are ordered separately.



For Canadian Pricing
 Multiply U.S. Price by the Canadian price factor.
 ▶ See page 1 for details.

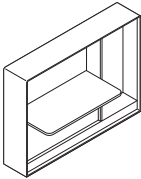
Specification Information

Dimensions			Style	U.S.
D	W	H	Number	Base Price



Media Cabinet

11"	55"	40"	HS4CM	\$4112
-----	-----	-----	--------------	--------



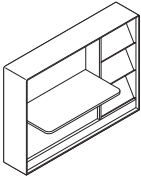
Open Desk Cabinet

Laminate

11"	55"	40"	HS4D1836L	\$4961
-----	-----	-----	------------------	--------

Solid Surface

11"	55"	40"	HS4D1836S	\$5604
-----	-----	-----	------------------	--------



Desk Cabinet with Display Shelves

Laminate

11"	55"	40"	HS4DR1836L	\$5324
-----	-----	-----	-------------------	--------

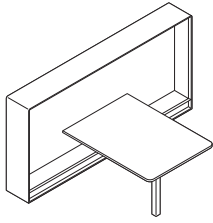
Solid Surface

11"	55"	40"	HS4DR1836S	\$6113
-----	-----	-----	-------------------	--------



For Canadian Pricing
 Multiply U.S. Price by the Canadian price factor.
 ▶ See page 1 for details.

Regard Booth with Table



Standard Includes		Required to Specify
<ul style="list-style-type: none"> ▶ Need help? Product details, page 232 	<ul style="list-style-type: none"> • Table: laminate or solid surface • Edges on laminate table, if selected: 3 mm plastic • Vertical surfaces: laminate • Back panel, if selected: laminate • Shroud: paint 	<ol style="list-style-type: none"> 1 Style number 2 Laminate color number for table, if selected 3 Solid surface color number for table, if selected 4 Plastic color number for laminate table edges, if selected 5 Laminate color number for vertical surfaces and back panel, if selected 6 Paint color number for shroud 7 Options, if selected (see below) <p>▶ See <i>Surface Materials</i>, page 268.</p>

	Options	U.S. Price	Required to Specify
Surface Materials	Laminate		
	<ul style="list-style-type: none"> • Steelcase Health laminate • Steelcase laminate • Open Line laminate 	No cost No cost +\$135 plus the cost of laminate	<ul style="list-style-type: none"> ▶ See <i>Surface Materials</i>, page 268. ▶ See <i>Surface Materials</i>, page 268. ▶ See <i>Surface Materials</i>, page 268.
	Solid Surface		
	<ul style="list-style-type: none"> • Solid surface price group A • Solid surface price group B • Solid surface price group C • Solid surface price group D 	No cost +\$172 +\$204 +\$228	<ul style="list-style-type: none"> ▶ See <i>Surface Materials</i>, page 268. ▶ See <i>Surface Materials</i>, page 268. ▶ See <i>Surface Materials</i>, page 268. ▶ See <i>Surface Materials</i>, page 268.
Power Cutout	<ul style="list-style-type: none"> • With power cutout 	No cost	Specify <i>with monitor cutout</i> .
Omit Back Panel	<ul style="list-style-type: none"> • Omit back panel 	-\$210	Specify <i>with no back panel</i> .
Monitor Bracket	<ul style="list-style-type: none"> • Small monitor bracket 	+\$171	Specify <i>with small monitor bracket</i> .
Lighting	<ul style="list-style-type: none"> • LED lighting 	+\$423	Specify <i>with 6009 Arctic White LED lighting</i> .
Related Products	<ul style="list-style-type: none"> • Booth frames 		▶ Page 244

Tip: Monitor bracket is available for monitors 32"W or smaller. 27"W monitor is recommended.

Tip: Booth frame is ordered separately.

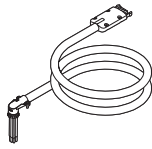
Specification Information			
Dimensions	Style	U.S.	
D W	Number	Base	Price
:	:	:	:
:	:	:	:

Laminate			
44"	80½"	HS4TC4481L	\$5689
55"	80½"	HS4TC5581L	\$5783
:	:	:	:

Solid Surface			
44"	80½"	HS4TC4481S	\$6074
55"	80½"	HS4TC5581S	\$6350
:	:	:	:

 **For Canadian Pricing**
 Multiply U.S. Price by the Canadian price factor.
 ▶ See page 1 for details.

Hardwire Power Infeed



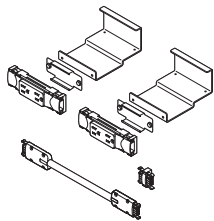
Tip: Vertical cable riser recommended when specifying infeed.

► See page 266

Standard Includes	Required to Specify
<ul style="list-style-type: none"> Need help? Product details, page 234 Circuit 1 and 2 hardwired base power-in Male modular connector Strain-relief cable clamp 	Style number

Specification Information		
Length	Style Number	U.S. Price
108"	HS4VBPH	\$133

Power Kits



Tip: Power kits are available only with circuit 1. When circuit 2 is required a unique kit is required.

Standard Includes	Required to Specify
<ul style="list-style-type: none"> Need help? Product details, page 234 Single power module: 6000 Black 	1 Style number 2 Options, if selected (see below)

Options	U.S. Price	Required to Specify
Power Modules		
• 2 power modules	Prices below	Specify with 2 power modules.
• 3 power modules	Prices below	Specify with 3 power modules.
• 4 power modules	Prices below	Specify with 4 power modules.

Specification Information			
Width	Style Number	U.S. Base Price	Options (Add \$ to Base Price)
			2 Power Modules 3 Power Modules 4 Power Modules

Single-Sided

	HS4VKS	\$88	+\$124	N.A.	N.A.
--	---------------	------	--------	------	------

Double-Sided

44"	HS4VKD44	\$88	+\$232	N.A.	N.A.
55"	HS4VKD55	\$88	+\$124	N.A.	N.A.
60½"	HS4VKD61	\$88	+\$232	+\$445	N.A.
66"	HS4VKD66	\$88	+\$232	+\$445	N.A.
71½"	HS4VKD72	\$88	+\$124	+\$344	N.A.
77"	HS4VKD77	\$88	+\$124	+\$344	N.A.
82½"	HS4VKD83	\$88	+\$124	+\$344	N.A.
88"	HS4VKD88	\$88	+\$124	+\$344	+\$481

For Canadian Pricing
 Multiply U.S. Price by the Canadian price factor.
 ► See page 1 for details.

Power Strips

Tip: 10'L cord option available on corded power strips only.

Tip: California requires over current protection on corded power strips.

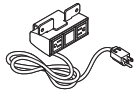
Tip: California does not require over current protection on hardwire power strips.

Tip: USB/USB configurations are not available.

Tip: 6' and 10' cord options are available with all power configurations.

Tip: As installed, furnishings that feature integrated hospital grade receptacles do not meet Article 517 of the National Electric Code requirements for hospital grade furnishing. These furnishings are not intended to be used in general patient care areas or critical patient care areas.

Tip: Hospital grade receptacles are not available in tamper resistant.



Standard Includes	Required to Specify
<ul style="list-style-type: none"> Need help? Product details, page 234 Frame-mounted power strip: clear anodized aluminum only Utility power strip faceplate: paint Power cord 	<ol style="list-style-type: none"> Style number Paint color number for utility power strip faceplate, if selected Power cord (see below under Required Selections) Options, if selected (see below) <p>► See <i>Surface Materials</i>, page 268.</p>

Required Selections	U.S. Price	Required to Specify
Power Cord		
• 6'L Axil Z power cord	No cost	Specify with 6' power cord.
• 6'L over current protection cord	+\$ 35	Specify with 6' power cord with over current protection.
• 10'L Axil Z power cord	+\$ 61	Specify with 10' power cord.
• 10'L over current protection cord	+\$ 96	Specify with 10' power cord with over current protection.

Options	U.S. Price	Required to Specify
Power Configuration		
• Power/power	No cost	Specify with power/power.
• Tamper resistant	+\$ 18	Specify with 2 tamper resistant.
• Hospital grade	+\$ 62	Specify with 2 hospital grade.
• Power/USB	+\$107	Specify with 1 power/1 USB.
• Tamper resistant/USB	+\$116	Specify with 1 tamper resistant/1 USB.
• Hospital grade/USB	+\$137	Specify with 1 hospital grade/1 USB.

Specification Information		
Length	Style Number	U.S. Base Price

For Use with Frame Assembly

Corded		
6'	HS4VPSFC	\$274
Hardwire		
N.A.	HS4VPSFH	\$274

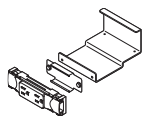
For Use with Utility Arms/Desk/Booth

Corded		
6'	HS4VPSDC	\$274
Hardwire		
N.A.	HS4VPSDH	\$274



For Canadian Pricing
 Multiply U.S. Price by the Canadian price factor.
 ► See page 1 for details.

Receptacle Kits



Tip: Receptacle kits are used when adding circuit 2 or when assembling a unique kit.

► See power kits, page 263 for standard configurations.

Standard Includes	Required to Specify
-------------------	---------------------

- | | |
|--|-----------------------------------|
| ► Need help?
Product details,
page 234 | • Single power module: 6000 Black |
|--|-----------------------------------|

Style number

Specification Information		
• Width	• Style Number	• U.S. Price

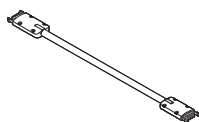
1-Circuit

11¾"	HS4VK1	\$88
------	---------------	------

2-Circuit

11¾"	HS4VK2	\$88
------	---------------	------

Modular Harness



Tip: Modular harness only required when assembling a unique kit.

► See power kits, page 263 for standard configurations.

Standard Includes	Required to Specify
-------------------	---------------------

- | | |
|--|---------------------------|
| ► Need help?
Product details,
page 234 | • Non-PVC modular harness |
|--|---------------------------|

Style number

Specification Information		
• Length	• Style Number	• U.S. Price

12"	HS4VH12	\$121
-----	----------------	-------

15"	HS4VH15	\$124
-----	----------------	-------

18"	HS4VH18	\$129
-----	----------------	-------

21"	HS4VH21	\$132
-----	----------------	-------

24"	HS4VH24	\$137
-----	----------------	-------

27"	HS4VH27	\$142
-----	----------------	-------

30"	HS4VH30	\$146
-----	----------------	-------

33"	HS4VH33	\$149
-----	----------------	-------

36"	HS4VH36	\$153
-----	----------------	-------

39"	HS4VH39	\$157
-----	----------------	-------

42"	HS4VH42	\$160
-----	----------------	-------



For Canadian Pricing

Multiply U.S. Price by the Canadian price factor.

► See page 1 for details.

Connectors

Standard Includes	Required to Specify
<ul style="list-style-type: none"> Need help? Product details, page 234 Connector 	Style number

Specification Information		
Style Number	U.S. Price	

In-Line	
HS4VNL	\$35

Branching	
HS4VNB	\$44



Vertical Cable Riser



Tip: Vertical cable riser is bolted to the floor and includes attachment hardware. Vertical cable riser is recommended when specifying hardwire power infeed.

Standard Includes	Required to Specify
<ul style="list-style-type: none"> Need help? Product details, page 234 Cable riser: paint Attachment hardware 	<ul style="list-style-type: none"> 1 Style number 2 Paint color number for cable riser ▶ See <i>Surface Materials</i>, page 268.

Specification Information			
Dimensions		Style Number	U.S. Price
D	W		
11 1/8"	6"	HS4VCR	\$235



For Canadian Pricing
 Multiply U.S. Price by the Canadian price factor.
 ▶ See page 1 for details.

Cable Clamp



Tip: Cable clamp is included with hardwire power infeed. Cable clamp can be in used in place of cable ties provided with power kits if required.

Standard Includes	Required to Specify
<ul style="list-style-type: none"> ▶ Need help? Product details, page 234 • Cable clamp 	Style number

Specification Information	
Style Number	U.S. Price
HS4VCC	\$40
·	·



 **For Canadian Pricing**
Multiply U.S. Price by the Canadian price factor.
▶ See page 1 for details.

Regard Surface Materials

This listing includes all the surface material choices that are available for Regard products in this specification guide.

Resources

For more information about Regard surface materials or to get surface material samples, contact Steelcase Health at 1.800.342.8562.

Materials and colors are not available on every product. Refer to the Color Availability Matrices before specifying.

Plastisol/Urethane

6059 Sterling Dark
6161 Graphite
6162 Taupe
6205 Black
6249 Platinum Solid
6259 Midnight
6322 Fieldstone

Paint

Applies to:
• Regard screen brackets
4799 Platinum Metallic
7207 Black
7225 Sand
7241 Arctic White

Steelcase Surfaces

Price Group 1

Smooth Paint

4238 Mocha
4239 Clay
4240 Chalk
4242 Milk

Textured Paint

7207 Black
7225 Sand
7237 Slate **E**
7238 Fieldstone
7239 Midnight
7241 Arctic White
7243 Seagull
7360 Merle

Price Group 2

Smooth Paint

0835 Black
4700 Warm White

Smooth Metallic Paint

4140 Arctic White Gloss
4743 Mineral Metallic
4750 Champagne Metallic
4798 Sterling Metallic
4799 Platinum Metallic
4803 Near Black Metallic

Textured Metallic Paint

7245 Carbon Metallic
7246 Midnight Metallic

Price Group 3

Accent Paint

1ATG Rose Quartz
4AV3 Blue Jay
4AV4 Baltic
4AX1 Citron
4AY2 Chili
4AZ5 Marlin
4CL1 Dark Olivine
4CL2 Ice Blue
4CL3 Aura
4CL4 Sea Glass
4CL5 Light Matcha
4CL6 Terra
4CL7 Sandstone
4CL8 Smokey Plum
4CZ5 Honey
4CZ6 Lagoon
4CZ8 Light Peacock

Custom Surfaces

Price Group 3

PerfectMatch

PerfectMatch is a service that allows you to create your own paint color. Refer to the *Surface Materials Reference Manual* for more information about this program.

Laminate

Laminate

2570 Sugarloaf Maple
2572 Samba Cherry
2574 Dark Rum Cherry
2575 Shiraz Cherry

Steelcase Health

Laminates that are not called out as standard on Steelcase products will be processed as an Open Line laminate and Open Line laminate charges will apply.

High-Pressure Laminate pricing does not include premium or digitally printed patterns from any suppliers. Laminate cost may also vary for basic or standard laminates from other suppliers. Please contact the OLL consultant at 616.475.2426 for pricing. The cost of the laminate will be added to your invoice as a separate line on the acknowledgement.

When processing orders for Open Line laminate on Regard, specify 2900 in the laminate finish field and enter the OLL manufacturer information.

Edge bands must also be specified using the plastic edge band offering.

Solid Surface

Applies to:
• Regard table tops and desk

Price Group A

2975 Bisque

Price Group B

2973 Linen

Price Group C

2972 Antarctica
2974 Canvas

Plastic Edge Band

Applies to:

- Regard tables
- Regard media and desk cabinets

6000 Black
6009 Arctic White
6023 Dark Rum Cherry
6024 Shiraz Cherry
6034 Natural Cherry
6036 Medium Cherry
6037 Winter on Maple
6038 Blonde on Maple **E**
6041 Natural Walnut **E**
6052 Milk
6053 Seagull
6169 Stone
6170 Mocha
61AA Persian Salt
61AB Rose
61AC Indigo
61AD Green Citrine
61AE Dark Olivine
61AF Cloudy
6213 Acacia
6219 Clear Oak
6231 Graphite Walnut
6237 Clear Maple
6242 Virginia Walnut
6243 Blackwood **E**
6245 Clear Walnut
6249 Platinum Solid
6619 Ice **E**
6631 Cream **E**
6635 Dawn **E**
6636 Mist
6654 Sand
6655 Warm White
6695 Midnight
6697 Fog
6703 Ash Wenge
6704 Bisque Wenge
6705 Clay Wenge
6706 Storm Wenge
6707 Ash Noce
6708 Bisque Noce
6709 Clay Noce
6710 Storm Noce

Upholstery

► See page 274 for a complete listing of upholstery colors and numbers

E = Established

Color Availability Matrix for Regard Seating and Tables

Legend

- = Not available
- = Available
- = Available with exceptions
- ▶ See specification pages for details.

		Paint																	Paint – Select Surfaces							
		0835	4140	4238	4239	4240	4242	4700	4743	4750	4798	4799	4803	7207	7225	7237	7238	7239	7241	7243	7245	7246	7278	7360	Accent Paints	Lux Coatings
		Black	Arctic White Gloss	Mocha	Clay	Chalk	Milk	Warm White	Mineral Metallic	Champagne Metallic	Sterling Metallic	Platinum Metallic	Near Black Metallic	Black	Sand	Slate	Fieldstone	Midnight	Arctic White	Seagull	Carbon Metallic	Midnight Metallic	Dark Bronze	Merle		
Regard	Frames	■	■	■	■	■	■	■	■	■	■	■	■	■	■	■	■	■	■	■	■	■	■	■	■	■
	Arm Caps	•	•	•	•	•	•	•	•	•	•	•	•	•	•	•	•	•	•	•	•	•	•	•	•	•
	Tables	■	■	■	■	■	■	■	■	■	■	■	■	■	■	■	■	■	■	■	■	■	■	■	■	■
	Media Desk and Cabinets	•	•	•	•	•	•	•	•	•	•	•	•	•	•	•	•	•	•	•	•	•	•	•	•	•
	Screen Bracket	•	•	•	•	•	•	•	•	•	•	•	■	•	•	•	•	•	■	•	•	•	•	■	•	•
	Vertical Cable Riser	•	•	•	•	•	•	•	•	•	■	•	■	•	•	•	•	•	•	•	•	•	•	•	•	•
	Power Strips	•	•	•	•	•	•	•	•	•	■	•	■	•	•	•	•	•	■	•	•	•	•	•	•	•

Plastisol/Urethane	
6249	Platinum Solid
6259	Midnight
6322	Fieldstone
6527	Merle
Laminate	
2406	Clear Cherry
2409	Clear Maple
2410	Graphite Walnut
2422	Medium Cherry
2538	Clear Walnut
2574	Dark Rum Cherry
2575	Shiraz Cherry
2592	Blonde on Maple
2714	Natural Walnut
Solid Surface	
2801	Glacier White
2972	Antarctica
2973	Linen
2974	Canvas
2975	Bisque
2978	Cameo White
2979	Silver Grey

Recommended Worksurface Edge Finishes

Recommended Edge Colors

Edges

The recommended edge color will complement the laminate color you specify. Edge color is specified separately.

Steelcase Laminate Color	Recommended 3 mm Edge Color
Fiber	
2574 Dark Rum Cherry	6023 Dark Rum Cherry
2575 Shiraz Cherry	6024 Shiraz Cherry
2850 Vanadium Fiber	6654 Sand
2852 Tungsten Fiber	6636 Mist
2854 Vellum Fiber E	6655 Warm White
2860 Granite Fiber	6000 Black
2862 Stucco Fiber E	6053 Seagull
Micro	
2920 Marl Micro	6053 Seagull
2921 Gypsum Micro	6654 Sand
2922 Clay Micro	6654 Sand
Patina	
2870 Blonde Bronze Patina	6654 Sand
2873 Instant Iron Patina	6527 Merle
Solid	
2722 Cream E	6631 Cream E
2730 Arctic White	6697 Fog
2746 Black	6000 Black
2759 Warm White	6655 Warm White
2811 Mist E	6636 Mist
2883 Seagull	6053 Seagull
2884 Milk	6052 Milk
2885 Dune	6654 Sand
2HAA Persian Salt	61AA Persian Salt
2HAB Rose	61AB Rose
2HAC Indigo	61AC Indigo
2HAD Green Citrine	61AD Green Citrine
2HAE Dark Olivine	61AE Dark Olivine
2HAF Cloudy	61AF Cloudy
2HMG Merle	6527 Merle
Speckle	
2820 Coffee Speckle E	6631 Cream E
2823 Driftwood Speckle	6631 Cream E
2824 Smoke Speckle	6636 Mist
2825 Vanadium Speckle	6619 Ice E

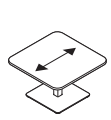
Steelcase Health Laminate Color	Recommended 3 mm Edge Color
Textured	
2TH2 Fawn Cypress	6T02 Fawn Cypress
2TH4 Saddle Oak	6T04 Saddle Oak
2TH5 Veranda Teak	6T05 Veranda Teak
2TH7 Walnut Heights	6T07 Walnut Heights
2UH1 Reclaimed Aggregate	6T08 Aggregate
2UH2 Reclaimed Gravel	6T09 Gravel
2UH4 Cement	6T10 Cement
2UH6 Sheetrock	6T12 Sheetrock
Woodgrain	
2409 Clear Maple	6237 Clear Maple
2410 Graphite Walnut	6231 Graphite Walnut
2412 Natural Cherry	6034 Natural Cherry
2422 Medium Cherry	6036 Medium Cherry
2511 Winter on Maple	6037 Winter on Maple
2538 Clear Walnut	6245 Clear Walnut
2592 Blonde on Maple E	6038 Blonde on Maple E
2714 Natural Walnut E	6041 Natural Walnut E
2HAK Clear Oak	6219 Clear Oak
2HAN Ash Noce	6707 Ash Noce
2HAT Acacia	6213 Acacia
2HAW Ash Wenge	6703 Ash Wenge
2HBN Bisque Noce	6708 Bisque Noce
2HBW Bisque Wenge	6705 Bisque Wenge
2HCN Clay Noce	6709 Clay Noce
2HCW Clay Wenge	6706 Clay Wenge
2HSN Storm Noce	6710 Storm Noce
2HSW Storm Wenge	6704 Storm Wenge

E = Established

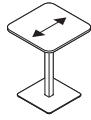
Modular Casegoods Directional Laminate

The appearance of laminate may change slightly depending on the angle from which it is viewed. This natural phenomenon is called polarization, and it can be seen on natural veneer, and to a lesser extent on composite veneer. Polarization is often noticed on worksurfaces installed at a 90° angle with each other. Please refer to the following illustrations for an understanding of grain direction on your installation.

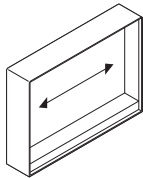
Regard



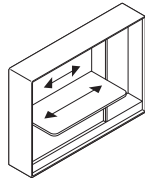
Square Tables



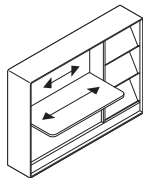
Personal Tables



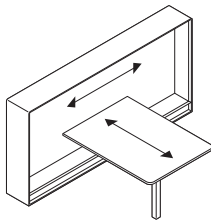
Media Cabinet



Open Desk Cabinet



Desk Cabinet with
Display Shelves



Booth with Table

Upholstery and Color Numbers

Upholstery

Not all fabrics are available on all products. See the COM database for specific product and fabric availability.

Price Group 1

Buzz2

5F03 Tomato
5F04 Red **E**
5F05 Burgundy
5F06 Sky **E**
5F07 Blue
5F08 Navy
5F15 Stone
5F16 Grey
5F17 Black
5G50 Dunegrass
5G51 Sable
5G55 Pumpkin
5G57 Rouge
5G59 Meadow
5G61 Cyan
5G62 Atlantic
5G63 Crocus
5G64 Alpine
5G65 Tornado

Era

5ER0 Cobalt
5ER1 Harbor
5ER2 Blue Nickel
5ER3 Pistachio
5ER4 Canary
5ER5 Comet
5ER6 Truffle
5ER7 Saffron
5ER8 Pink Lemonade
5ER9 Onyx
5ES0 Scarlet
5ES1 Lentil
5ES2 Oatmeal
5ES3 Persimmon
5ES4 Sprout
5ES5 Blue Mint
5ES6 Royal Blue
5ES7 Night Owl
5ET1 Rose Quartz
5ET3 Olivine
5EU2 Electric Indigo
5EU3 Green Citrine
5EU4 Storm Cloud

Jacks

5B61 Taupe **E**
5B63 Camel **E**
5B64 Pewter **E**
5B70 Midnight **E**

Link

5A20 Burgundy
5A24 Blue
5A25 Navy
5A26 Purple
5A27 Black

New Black

5J10 New Black: Bruce
5J11 New Black: Henry
Tip: New Black upholstery has color numbers in both price group 1 and price group 2.

Price Group 2

Chainmail

5551 Space
5552 Silver Dollar
5553 Volcano
5554 Orange Crush
5555 Tricycle
5556 Geranium
5558 Margarita
5559 Lagoon

Cogent: Connect

5S15 Coconut
5S16 Turmeric/Honey
5S17 Tangerine
5S18 Scarlet
5S19 Concord
5S21 Blue Jay
5S23 Wasabi
5S24 Nickel
5S25 Graphite
5S26 Licorice
5S27 Malt
5S28 Root Beer
5S93 Indigo/Blueprint
5S94 Lizard/Jungle
5S95 Sailor
5S96 Quicksilver
5S99 Lipstick/Merlot
5SD0 Royal Blue
5SD1 Aubergine
5SD2 Peacock
5SD3 Lagoon
5SD4 Saffron
5SD5 Citrine
5SD6 Rose Quartz
5SD7 Sea Salt
5SF3 Storm Cloud
5SF4 Olivine

Foundation

5875 Black
5876 Navy
5877 Foggy Night
5878 Sailor
5879 Ivory
5880 Seal
5881 Peat
5882 New Sand
5883 Cranberry
5884 Spring
5885 Honey
5886 Folkstone
5887 Pebble
5888 Oregano

New Black

5J08 New Black: Jack
5J09 New Black: James
5J12 New Black: Harley
Tip: New Black upholstery has color numbers in both price group 1 and price group 2.

Nitelights

5F63 Moss
5F66 Stone
5F67 Moon

Stand In

5621 Sleet
5622 Lunar
5623 Cyclone
5624 Eclipse
5625 Powder
5626 Chardonnay
5627 Graham
5628 Sediment
5629 Allspice
5630 Apple
5631 Lava
5632 Cayenne
5633 Plantain
5634 Parsley
5635 Scallion
5636 Atlantis
5691 Orca
5740 Burlap
5741 Porter
5742 Tusk
5743 Putty
5744 Blueberry
5745 Chartreuse
5746 Mango
5747 Sedona
5748 Juniper
5749 Peanut

Price Group 3

Billiard Multi-Use by Designtex

5H11 Poppy
5H12 Tangelo
5H13 Citrine/Citron
5H14 Avocado
5H16 Indigo
5H17 Mallard
5H18 Teak
5H19 Cumulus
5H20 Pewter
5H21 Gunmetal
5H22 Ink
5H23 Rose Quartz
5H24 Sea Salt
5H25 Storm Cloud
5H26 Olivine

Gaja

5W40 Black
5W41 Pepper
5W42 Pearl Grey
5W43 Crimson
5W44 Ink
5W45 Night Blue
5W48 Sepia
5W51 Camellia Red
5W52 Emerald
5W53 Snow Pea
5W54 Olive
5W56 Maroon
5W57 Black Raspberry
5W58 Spruce
5W60 Deep Blue
5W61 Chili Pepper

Redeem

TM50 Brick
TM52 Cinnamon
TM53 Daisy
TM55 Water
TM56 Dill
TM57 Lavender
TM58 Mallard
TM59 Caramel
TM60 Greyhound
TM61 Mocha
TM62 Iceberg
TM63 Chestnut
TM64 Granite
TM66 Barnwood

Retrieve

TM31 Lake
TM32 Gala
TM37 Submarine
TM40 Quarry
TM42 Shadow
TM43 Seal

Price Group 5

Bo Peep

5G67 Bone
5G72 Honey Mustard
5G73 Marmalade
5G74 Picnic
5G75 Pinot
5G76 Bloom
5G77 Grapevine
5G79 Artichoke
5G80 Serpent
5G81 Carolina
5G82 Blue Bonnet
5G83 Nautical
5G84 Gravel
5G85 Sharkskin
5G86 Kohl

Remix

RE01 Rust
RE02 Pumpkin
RE03 Pebble
RE04 Dark Chocolate
RE05 Beige
RE06 Linen Beige
RE08 Concrete Grey
RE09 Sky Blue
RE10 Blue Jean
RE11 Ivy Green
RE12 Primavera Yellow
RE13 Night Blue

Silk

5L30 Butterscotch
5L31 Dijon
5L32 Seaweed
5L33 Boysenberry
5L34 Vermillion
5L35 Marina
5L36 Heather Blue
5L37 Blue Raspberry
5L38 Cauldron
5L39 Flaxen

E = Established

Price Group 6**Brisa**

- BR01 Black Onyx
- BR04 Truffle
- BR06 Ash
- BR07 Sage
- BR08 Celery
- BR09 Sterling Blue
- BR10 Night Navy
- BR11 Cambridge Blue
- BR12 Abyss
- BR14 Pompeian Red
- BR16 Cinnabar
- BR18 New Sand
- BR20 White
- BR21 Moccasin
- BR22 Buckskin
- BR24 Mineral
- BR25 Skyway
- BR26 Iron
- BR27 Stormy
- BR28 Esmeralda
- BR29 Seaweed
- BR30 Bone
- BR31 Caramel
- BR32 Bridle
- BR33 Moon

Price Group 7**Steelcut Trio**

- TR01 Mist Grey
- TR02 Stone Grey
- TR03 Cassonade Beige
- TR04 Nutmeg Beige
- TR06 Licorice Black
- TR11 Ice Blue
- TR14 Blue Jay Mix
- TR15 Brown Frost
- TR17 Black Tie
- TR18 Coastal Oasis
- TR19 Deep Sea
- TR20 Kiwi Lime

Leather Price Group

- L107 Black **E**
- L207 Mahogany **E**
- L220 Soapstone **E**
- L221 Rocky **E**
- L500 Camel
- L503 Navy

Select Surfaces

For information on products within Select Surfaces, including accent paints and fabrics from Designtex, Gabriel, Kvadrat, and Pollack, please refer to the *Surface Materials Reference Manual* or visit www.steelcase.com/surface-materials under the Select Surfaces section.

E = Established

Custom Surfaces**Price Group COM (Customer's Own Material)****Fabric Approval and Yardage**

To confirm whether a particular COM material has already been tested for use on a specific Steelcase or Steelcase Health product or to determine actual yardage requirements:

- Visit www.steelcase.com

For additional information regarding Customer's Own Material, call

1.888.STEELCASE
(1.888.783.3522) or
send an e-mail to
lineone@steelcase.com.

For Steelcase Health products, call
1.800.342.8562.

Steelcase Health Select Surfaces Programs

Steelcase Health Select Surfaces Program: Acrylic Panel

A collection of acrylic panel are available as part of a Select Surfaces Program. The collection is from the Designtex Fusion offering.

These acrylic panels are Select Surfaces for the Sonata product only. The collection on these pages is not Select Surfaces for other Steelcase brands or product lines.

To order these acrylic panels, enter the finish code which corresponds with the acrylic panel price group.

Price Group	Finish Code
1	65DA
2	65DB
3	65DC
4	65DD

Then enter the acrylic panel information in the Special Acrylic Panel Information pop up window. If prompted, enter the finish code DSGNTX0002 based on the acrylic panel supplier.

Designtex

Fusion Offering

Price Group 1

- Blueberry
- Bluestone
- Bubblegum
- Canary
- Candy Apple
- Etch
- Grape
- Key Lime
- Lemon
- Periwinkle
- Plum
- Red
- Sea
- Searchlight
- Slate
- Tangerine
- White
- White Dot
- White Rain
- White Ribbon

Price Group 2

- Berry Grid
- Bone Linen
- Cloud Grid
- Espresso Sketch
- Flame Sketch
- Flannel Linen
- Granny Smith Grid
- Grapefruit Grid
- Halo
- Honey Sketch
- Ice Sketch
- Noir Linen
- Orange Grid
- Pistachio Sketch
- Reef Linen
- Scarlet Sketch
- Sky Grid
- Tiki Stalk
- Windowbox

Price Group 3

- Kenya Rush
- Ogee
- Prairie Stalk
- Savannah Rush
- Straws

Price Group 4

- Coil
- Convection
- Desert Stalk 50% More
- Drink Tray
- Fingerprints
- Grassland
- Green Sheer Leaf
- Illumination
- Large Sheer Leaf
- Maroon Sheer Leaf
- Plain
- Rock Candy
- Sapphire Rock Candy
- Small Sheer Leaf
- Toffee Sheer Leaf
- Underwood

Steelcase Health Select Surfaces Program: Solid Surface

A collection of solid surfaces are available as part of a Select Surfaces Program. The collection is from the Corian solid surface offering.

These solid surfaces are Select Surfaces for the Folio, Sonata, Sync, Senza, Tava, and Leela products only. The collection on these pages is not Select Surfaces for other Steelcase brands or product lines.

To order these solid surfaces, enter the finish code which corresponds with the solid surface price group.

Price Group	Finish Code
A	29DA
B	29DB
C	29DC
D	29DD

Then enter the solid surface information in the Special Solid Surface Information pop up window. If prompted, enter the finish code CORIAN0001 based on the solid surface supplier.

Solid Surface Offering

Price Group A

- Cameo White
- Vanilla

Price Group B

- Abalone
- Aurora
- Canyon
- Maui
- Moja
- Modern White
- Platinum
- Sahara
- Sandstone
- Savannah
- Silt

Price Group C

- Arctic Ice
- Blue Pebble
- Cocoa Brown
- Concrete
- Cottage Lane
- Deep Night Sky
- Deep Nocturne
- Designer White
- Doeskin
- Dove
- Fossil
- Glacier Ice
- Granola
- Matterhorn
- Pine
- Raffia
- Rice Paper
- Seafoam
- Serene Sage
- Silver Birch
- Silverite
- Suede
- Venaro White
- Whisper
- White Jasmine
- Willow

Price Group D

- Arrowroot
- Burled Beach
- Clam Shell
- Earth
- Ecu
- Elderberry
- Graylite
- Juniper
- Lava Rock
- Milky Way
- Natural Gray
- Rain Cloud
- Rosemary
- Sagebrush
- Sand Storm
- Sandalwood
- Sonora
- Sorrel
- Thyme
- Tumbleweed
- Witch Hazel

Standard Steelcase Health Solid Surface finishes:

Price Group A

- 2801 Glacier White
- 2973 Linen
- 2975 Bisque
- 2978 Cameo White
- 2979 Silver Grey

Price Group B

- 2972 Antarctica

Price Group C

- 2974 Canvas

▶ See page 270

Steelcase Health Select Surfaces Program: Upholstery

Steelcase Health Select Surfaces Program Partners:

- Architex
- Arc-Com
- CF Stinson
- Designtex
- Momentum
- Ultrafabrics

A collection of textiles

are available as part of a Select Surfaces Program. The collection from the leading suppliers in the market consists of high-performance textiles that meet the demands of healthcare environments. Note that not all fabrics can be applied to all seating products. Refer to the Steelcase COM database for the most current application information.

To order these fabrics, enter the finish code which corresponds with the fabric price group.

Price Group	Finish Code
2	59DB
3	59DC
4	59DD
5	59DE
6	59DF
7	59DG
8	59DH
9	59DJ
10	59DK

Then enter the fabric information in the Special Fabric Information pop up window. Enter the appropriate deal code from the list below, based on the fabric supplier.

Supplier	Deal Code
Architex	ARCHTX0001
ArcCom	ARCCOM0001
CF Stinson	CFSTIN0001
Designtex	DSGNTX0001
Momentum	MOMENT0001
Ultrafabrics	ULTRAF0001

Fabric application direction must be specified.

▶ See page 278 for *Fabric Application Direction Guidelines* to ensure fabric is specified in the correct direction.

For a comprehensive list of patterns and price grades in Steelcase Health offering, visit www.steelcase.com/surface-materials under the Healthcare Select Surfaces section.

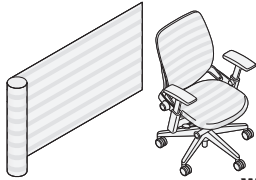
Fabric Application Direction Guidelines

What is the issue?


Some textiles are simple and look the same regardless of how you apply them to a product. Other fabrics are patterned, textured, or have luster that will have a distinctly different appearance applied in a different direction on a chair. Because of these differences, and the fact that there are limits to how some fabrics can be applied to Steelcase Health products, it is important to understand fabric application direction when ordering a product to avoid being disappointed.

Talking about direction

Fabrics come on rolls. The long yarns that run down the length of the roll are called the "warp" yarns. These yarns are used to define the direction you are viewing the fabric as it is applied to a chair. Fabric directionality is determined by how the fabric comes off the roll.

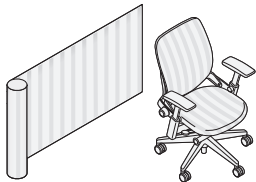


Warp Horizontal
(Railroaded)



Warp Vertical
(Woven Way)

It is NOT determined by the way the pattern looks on the product. For example, the image below shows the fabric applied warped horizontal although the stripes appear vertical.



Terminology

Steelcase uses the terms warped horizontal and warped vertical. There are other terms within the industry that are used that have the same meaning:

- Warped horizontal is also referred to as: railroaded or across roll
- Warped vertical is also referred to as: woven way, down roll, or top out

Why is it important?

Dealers must specify fabric application direction when ordering COMs and Steelcase Health Select Surfaces fabrics. We require the dealer to specify the direction because we do not know which way customers want to see a pattern on the furniture. Therefore, it is critical to know how the pattern is run on the roll to ensure that Steelcase Health builds and ships each order to the customer's expectation each and every time.



Incorrect?



Correct?



Incorrect?




Correct?



Incorrect?



Correct?



Incorrect?



Correct?

How do I know which way the fabric comes off the roll?

Most textile companies will swatch their fabrics in a warp vertical (woven way, down roll) direction. Some exceptions might be made to address patterns especially with stripes. Typically, when a fabric is swatched in a warp horizontal (railroad or across roll) direction, the direction is noted on the swatch card or fabric sample. If in doubt of a fabric direction, we encourage you to contact the textile vendor for clarification.




Vinyl

Vinyl generally only passes on Steelcase Health product in a horizontal or across roll direction. This is due to physical properties of the material. If a vinyl is applied in the opposite direction, too much stretch in the material can compromise the overall aesthetics of the final upholstery. If a patterned vinyl is being specified and the vinyl must be run in a vertical direction, pre-approval must be arranged through Steelcase Health. Steelcase Health will consider the request and a decision will be made based on the specific vinyl and product combination. Contact Steelcase Health's Customer Care line.

Required Action Steps before Specifying

1. Verify by using Steelcase's COM website that the fabric is approved on the product.
2. Verify the direction that the fabric can be applied. Occasionally a fabric is only approved in one direction.
3. Confirm with the customer how they want the fabric to look on the furniture.
4. Confirm using the swatch card or vendor's website the direction the sample is shown.
5. Now you're ready to place the order.

Understanding and Specifying Verb

	Statement of Line	280	Specifying	
	Understanding		Personal Tables	
	Verb	286	Triangle Table	305
	Personal Tables		Keystone Tables	305
	Triangle Table	291	Rectangle Tables	305
	Keystone Tables	291	Student Tables	
	Rectangle Tables	291	Chevron Tables	306
	Student Tables		Team and Trapezoid Tables	308
	Chevron Tables	292	Rectangle Tables	310
	Team Tables	292	Media Tables	
	Trapezoid Table	292	Rounded Table	312
	Rectangle Tables	292	Square Table	312
	Media Tables		Trapezoid Tables	312
	Rounded Table	294	Active Media Tables	
	Square Table	294	Rectangle Tables	314
	Trapezoid Tables	294	Rounded Tables	314
	Active Media Tables		Tapered Tables	314
	Rectangle Tables	296	Flip-Top Tables	
	Rounded Tables	296	Chevron Tables	316
	Tapered Tables	296	Team Tables	316
	Flip-Top Tables		Rectangle Tables	316
	Chevron Tables	298	Teaching Stations	318
	Team Tables	298	Personal Whiteboard	320
	Rectangle Tables	298	Easel	321
	Teaching Stations	300	Wall Track	322
	Easel and Wall Track	301		
	Table Top and Leg Choices	302	Surface Materials	323
	Dock Storage Availability	304		

Statement of Line

Personal Tables



Understanding
▶ Page 291
Specifying
▶ Page 305

Triangle Table

33"W

22"D ●



Understanding
▶ Page 291
Specifying
▶ Page 305

Keystone Tables

34"W

19"D ●

24"D ●



Understanding
▶ Page 291
Specifying
▶ Page 305

Rectangle Tables

34"W

19"D ●

24"D ●

Statement of Line

Student Tables



Understanding
 ▶ Page 292
 Specifying
 ▶ Page 306



Understanding
 ▶ Page 292
 Specifying
 ▶ Page 308

Chevron Tables

	60"W	66"W	72"W	84"W
19"D	●	●	●	●
24"D	●	●	●	●
30"D	●	●	●	●

Team Tables

	60"W	72"W	84"W
24"D	●	●	●
30"D	●	●	●



Understanding
 ▶ Page 292
 Specifying
 ▶ Page 308

Trapezoid Table

	62"W
30"D	●



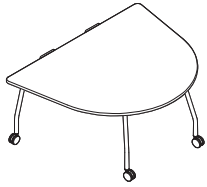
Understanding
 ▶ Page 292
 Specifying
 ▶ Page 310

Rectangle Tables

	39"W	48"W	60"W	66"W	72"W	84"W
19"D	●	●	●	●	●	●
24"D	●	●	●	●	●	●
30"D		●	●	●	●	●

Statement of Line

Media Tables

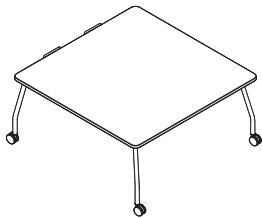


Understanding
▶ Page 294
Specifying
▶ Page 312

Rounded Table

78"W

60"D ●

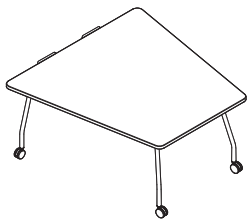


Understanding
▶ Page 294
Specifying
▶ Page 312

Square Table

60"W

60"D ●



Understanding
▶ Page 294
Specifying
▶ Page 312

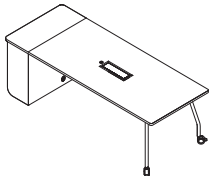
Trapezoid Tables

60"W 84"W

60"D ● ●

Statement of Line

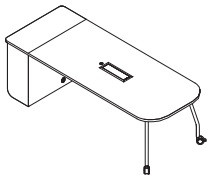
Active Media Tables



Understanding
▶ Page 296
Specifying
▶ Page 314

Rectangle Tables

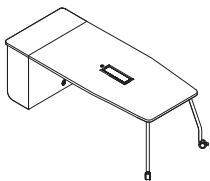
	61"W	87"W
34"D	●	●
43"D	●	●



Understanding
▶ Page 296
Specifying
▶ Page 314

Rounded Tables

	87"W
34"D	●
43"D	●



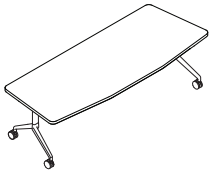
Understanding
▶ Page 296
Specifying
▶ Page 314

Tapered Tables

	87"W
34"D	●
43"D	●

Statement of Line

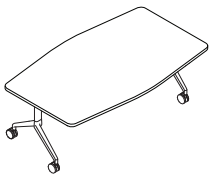
Flip-Top Tables



Understanding
 ▶ Page 298
 Specifying
 ▶ Page 316

Chevron Tables

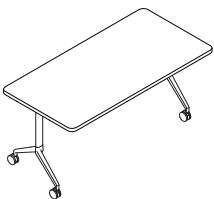
	60"W	66"W	72"W	84"W
19"D	●	●	●	●
24"D	●	●	●	●
30"D	●	●	●	●



Understanding
 ▶ Page 298
 Specifying
 ▶ Page 316

Team Tables

	60"W	72"W	84"W
24"D	●	●	●
30"D	●	●	●



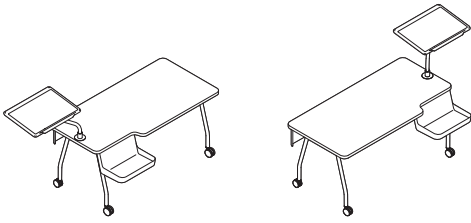
Understanding
 ▶ Page 298
 Specifying
 ▶ Page 316

Rectangle Tables

	39"W	48"W	60"W	66"W	72"W	84"W
19"D	●	●	●	●	●	●
24"D	●	●	●	●	●	●
30"D		●	●	●	●	●

Statement of Line

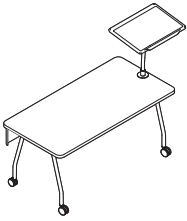
Teaching Solutions



Understanding
 ▶ Page 300
 Specifying
 ▶ Page 318

Teaching Station with Storage Caddy and Modesty Panel

	50"W	60"W	72"W
30"D	●	●	●



Understanding
 ▶ Page 300
 Specifying
 ▶ Page 318

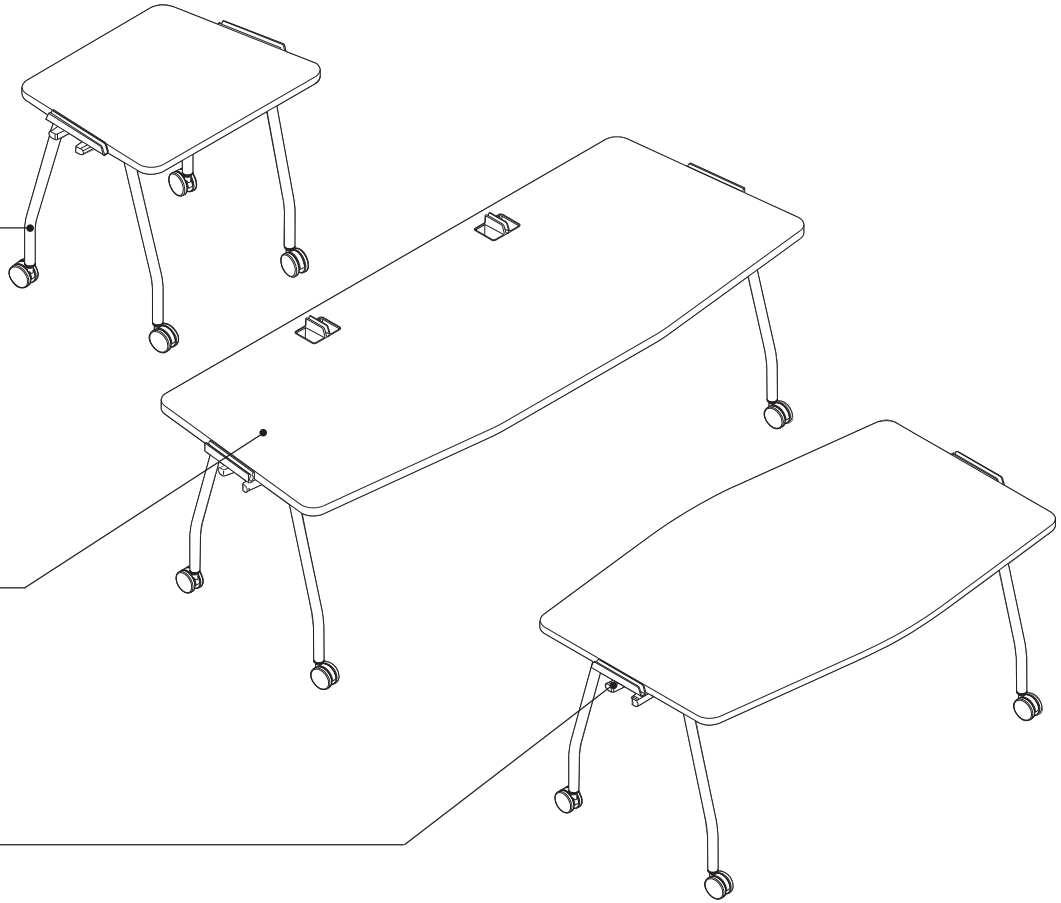
Teaching Station without Storage Caddy

	50"W	60"W	72"W
30"D	●	●	●

Verb

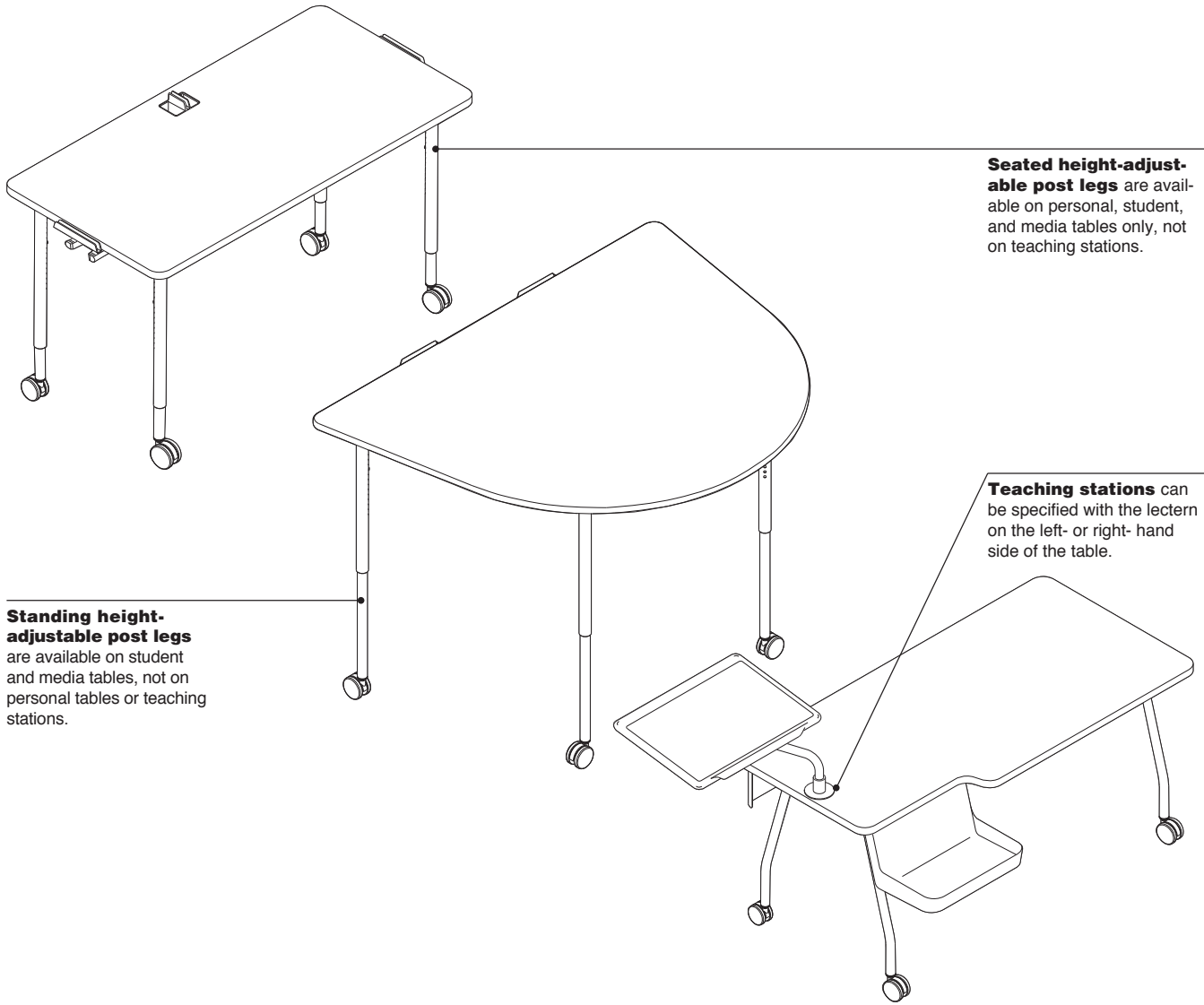
Verb is an integrated collection of classroom furniture designed to support a full range of teaching and learning styles on demand.

Tables come standard with access legs. Other options are available.



Verb worksurfaces are 1 1/8" thick wood-core with High-Pressure Laminate top and plastic edge band.

Plastic components are optional and used to provide storage and display for Verb whiteboards.

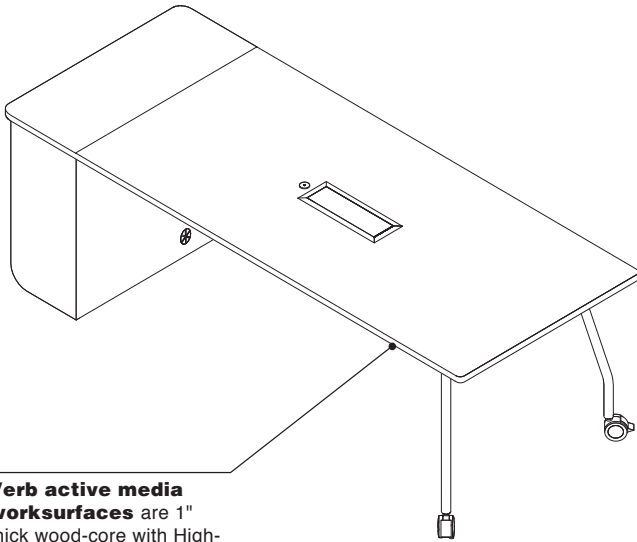


Seated height-adjustable post legs are available on personal, student, and media tables only, not on teaching stations.

Teaching stations can be specified with the lectern on the left- or right- hand side of the table.

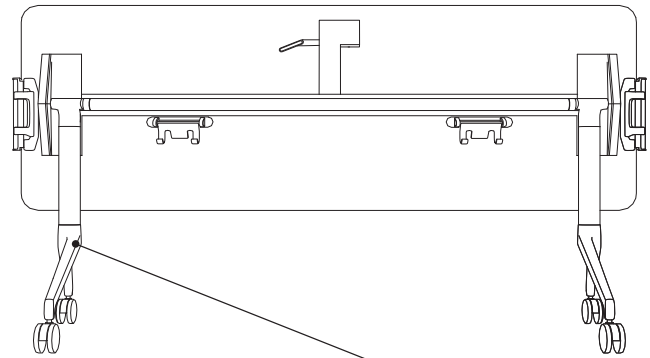
Standing height-adjustable post legs are available on student and media tables, not on personal tables or teaching stations.

Active media tables



Verb active media worksurfaces are 1" thick wood-core with High-Pressure Laminate tops and plastic edge bands.

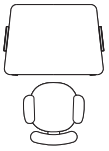
Flip-top tables



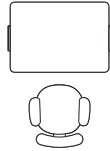
Flip-top legs are available on student tables and not on personal tables, media tables, or teaching stations.

Table Shapes

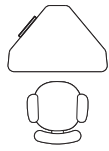
Personal Tables



Keystone




Rectangle

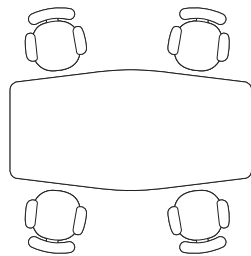


Triangle

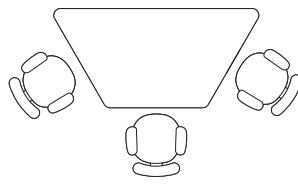
Student Tables



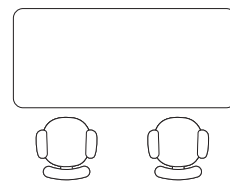
Chevron



Team

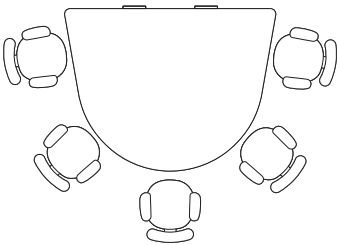


Trapezoid

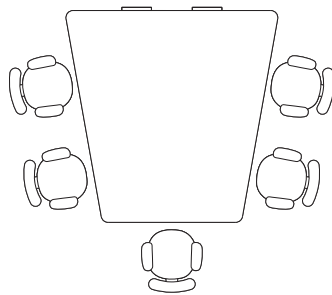


Rectangle

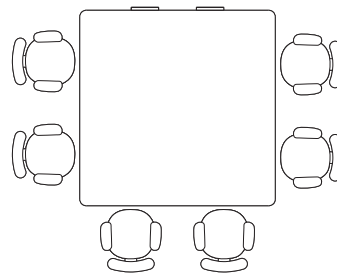
Media Tables



Rounded

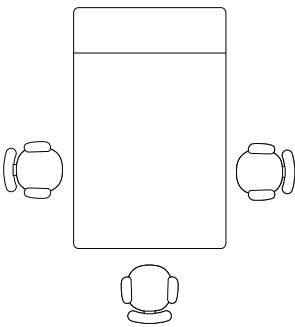


Trapezoid

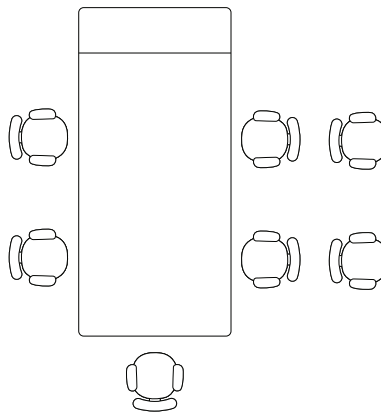


Square

Active Media Tables



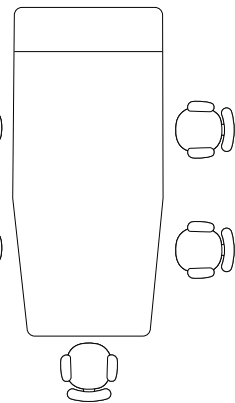
Rectangle 61"



Rectangle 87"

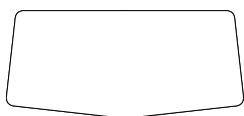


Rounded

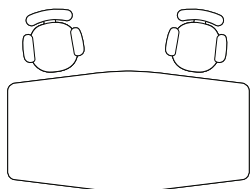


Tapered

Flip-Top Tables



Chevron



Team



Rectangle

Personal Tables

The Verb ecosystem

is designed to quickly and easily reconfigure while providing equal access to collaborative tools.

Verb personal tables

are designed for active learning environments where flexibility and student engagement are key. Personal tables provide students a highly mobile, easy to reconfigure personal workspace that supports the active learning environment.

Product Details

Personal tables come in keystone, rectangle, and triangle shapes to support active learning in a small footprint.



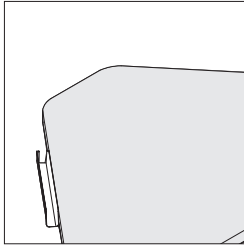
The keystone shape table provides the optimal reconfiguration capability in a small footprint, and can achieve the same arc created in lecture applications as the chevron table. Keystone tables are available with access legs, and seated height-adjustable post legs with glides.



The rectangle shape table supports more traditional configurations in small footprints. Rectangle tables are available with access legs, and seated height-adjustable post legs with glides.

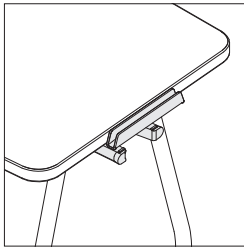


The triangle shape table supports small footprints and is standard with three access legs with glides.



Triangle tables have a rounded rear corner to support lecture and discussion applications and provide access to Thread hubs.

Worksurfaces are wood-core with High-Pressure Laminate top and plastic 3 mm edge band. All corners have a 2" radius.



Side docks allow display of whiteboards on the tables. For best results, rock the boards into place rather than pressing straight down. Side hooks allow storage of up to four boards per hook.

Tip: Side docks are not available on 19"D personal tables with casters.

Tip: Only one side dock set is available on triangle tables.

► See *Dock Storage Availability*, page 304.

Two leg designs are available on personal tables, the access leg and the seated height-adjustable post leg.



Personal tables come standard with the access leg with non-locking casters. Access legs are also available as an option with four locking casters, four glides, or two non-locking casters and two glides.



Seated height-adjustable post legs are available with four glides on personal tables.

► See *Table Top and Leg Choices*, page 302.



Table height on access legs is 28½". On seated height-adjustable post legs, the midpoint is 28½" and the legs adjust 4½" up and 4½" down for a total range of 24"–33".

Tip: Tables with seated height-adjustable post legs set below standard table height will not allow the personal whiteboards to be hung on the plastic side hooks as they will not have sufficient clearance. The boards may still be used with the side docks since table height does not affect board display.

Glides are available and are used for leveling for installation on uneven floors. The glide is 1½" long and provides 1" of leveling.

Surface Materials

Top

- High-Pressure Laminate
- Open Line laminate (option)

3 mm Radius Profile Edge

- Plastic

Access Legs and Seated Height-Adjustable Post Legs

- Paint

Dock and Hooks on Personal Tables

- 6059 Sterling Dark Solid
- 6249 Platinum Solid
- 6259 Midnight
- 6337 Element

Student Tables

Verb student tables are designed for active learning environments where flexibility and student engagement are key.

Product Details

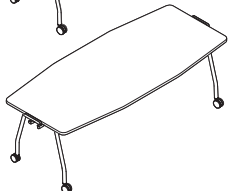
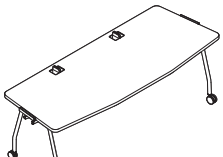
Student tables have chevron shape tables, team shape tables, trapezoid shape tables, and rectangle shape tables.



The chevron shape tables provide a sense of personal space division as well as creating a subtle arc when in lecture mode to allow line of sight to everyone in the row.



The team shape tables are designed specifically for small group work and project teams, offering the same angled shape as the chevron tables but on both sides of the table.



On 84" W chevron and team tables, there is a slight modification to the shape to allow three people to sit at the table instead of two. Rather than having two facets on the angled side of the table, 84" tables have three facets.

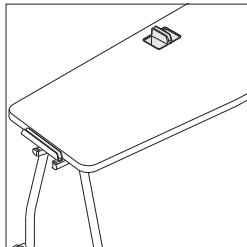


The trapezoid shape table is designed specifically for small group work and project teams. Each table can accommodate three people.



The rectangle shape tables can be used for more traditional applications as well as when smaller table sizes are necessary because the rectangle tables are available in 39" and 48" widths as well as the larger sizes.

Worksurfaces are wood-core with High-Pressure Laminate top and plastic 3 mm edge band. All corners have a 2" radius.

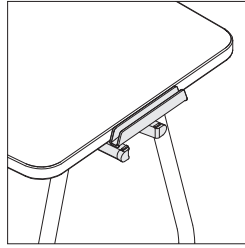


Center docks are optional and used to provide a storage area for markers, erasers, and other items students may bring as well as providing a dock for supporting test mode.

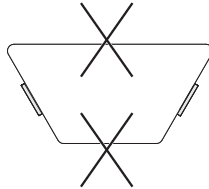
84" W tables are designed to have three students and will have two center docks (if center docks are specified).

Center docks are not available on tables smaller than 60" because they are designed primarily for test mode and tables smaller than 60" do not accommodate two students.

Tip: Center docks are not available on team and trapezoid tables.



Side docks allow display of whiteboards on the tables. For best results, rock the boards into place rather than pressing straight down. Side hooks allow storage of up to four boards per hook.

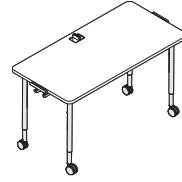


Side docks may only be placed on the angled sides of the trapezoid table.
▶ See *Dock Storage Availability*, page 304.

Three leg designs are available on student tables: the access leg, the seated height-adjustable post leg, and the standing height-adjustable post leg.



Access legs with non-locking casters are standard on student tables. Access legs are also available as an option with four locking casters, four glides, or two non-locking casters and two glides.



Seated height-adjustable post legs are available with four non-locking casters, four locking casters, four glides, or two non-locking casters and two glides.

Tables that are either 19"D or up to 39"W are available with glides only when using the seated height-adjustable post legs due to stability test requirements.



Standing height-adjustable post legs are available with four non-locking casters, four locking casters, four glides, or two non-locking casters and two glides.
Tip: Standing height-adjustable trapezoid tables are only available with glides.

Table height on access legs is 28½".

On seated height-adjustable post legs, the midpoint is 28½" and the legs adjust 4½" up and 4½" down every ¼" for a total range of 24"–33".

Tip: Tables with seated height-adjustable post legs set below standard table height will not allow the personal whiteboards to be hung on the plastic side hooks as they will not have sufficient clearance. The boards may still be used with the side docks since table height does not affect board display.

▶ See *Table Top and Leg Choices*, page 302.

On standing height-adjustable post legs, legs adjust every ¼" for a total range of 28½"–42".

Modesty panels are available for chevron and rectangle tables and are made of painted steel. Modesty panels are not available on 19"D x 39"W or 24"D x 39"W rectangle tables.

Tip: When ordering tables with a modesty panel, it is not necessary to order optional reinforcing channel as the modesty panel acts as a reinforcing channel.

Tip: On tables 24"D with standing height-adjustable post legs and modesty panels, chevron and rectangle tables are only available with glides.

Tip: On tables with standing height-adjustable post legs and casters, chevron tables 30"D x 60"–84"W must be used with a modesty panel.

Tip: On tables with standing height-adjustable post legs and casters, rectangle tables 30"D x 48"–84"W cannot be used with a modesty panel.

Reinforcing channel is not required on tables smaller than 60"W. On tables 60"–72"W a reinforcing channel is strongly recommended for medium to heavy duty applications to minimize deflection over time. 84"W tables come standard with a reinforcing channel.

Glides are available and are used for leveling for installation on uneven floors. The glide is 1½" long and provides 1" of leveling.

Surface Materials

Top

- High-Pressure Laminate
- Open Line laminate (option)

3 mm Radius Profile

Edge

- Plastic

Access Legs, Seated

Height-Adjustable Post

Legs, and Standing

Height-Adjustable Post

Legs

- Paint

Modesty Panels

- Paint

Dock and Hooks on

Student Tables

- 6059 Sterling Dark Solid
- 6249 Platinum Solid
- 6259 Midnight
- 6337 Element

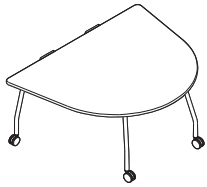
Media Tables

Verb media tables are designed for active learning environments where flexibility, student engagement, and technology collaboration is important.

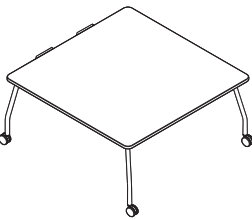
Media tables are offered in three shapes to encourage collaboration through technology display and facilitate a seamless flow of information sharing during the learning process. The tables optimize the use of media:scape mini and media:scape mobile, while also offering the ability to incorporate personal whiteboards for analog content creation.

Product Details

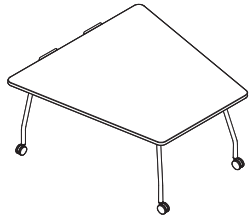
Media tables come in three shapes; rounded, square, and trapezoid.



The rounded shape table provides seamless small group, face-to-face, and technology collaboration. The rounded table can accommodate up to five people.

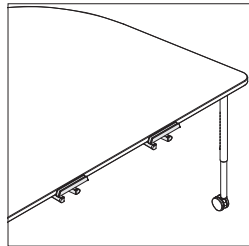


The square shape table provides small group, face-to-face and technology collaboration in a smaller footprint. The square table can accommodate up to six people.



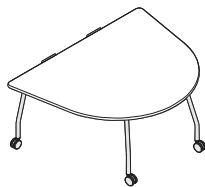
The trapezoid shape table provides an optimal view of technology screens and more surface for class materials. The trapezoid tables can accommodate up to five or six people.

Worksurfaces are 1 $\frac{1}{8}$ " thick wood-core with High-Pressure Laminate top and plastic 3 mm edge band. All corners have 2" radius.

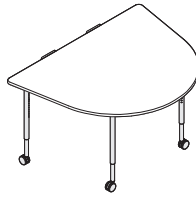


Side docks allow display of whiteboards on the tables. For best results, rock the boards into place rather than pressing straight down. Side hooks allow storage of up to four boards per hook. ▶ See *Dock Storage Availability*, page 304.

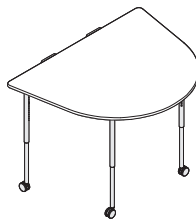
Three leg designs are available on media tables, the access leg, the seated height-adjustable post leg, and the standing height-adjustable post leg.



Access legs with non-locking casters are standard on media tables. Access legs are also available as an option with four locking casters, four glides, or two non-locking casters and two glides.



Seated height-adjustable post legs are available with four non-locking casters, four locking casters, four glides, or two non-locking casters and two glides.



Standing height-adjustable post legs are available with four non-locking casters, four locking casters, four glides, or two non-locking casters and two glides. ▶ See *Table Top and Leg Choices*, page 302.

Table height on access legs is 28 $\frac{1}{2}$ ".

On seated height-adjustable post legs, the midpoint is 28 $\frac{1}{2}$ " and the legs adjust 4 $\frac{1}{2}$ " up and 4 $\frac{1}{2}$ " down every $\frac{3}{4}$ " for a range of 24"–33".

Tip: Tables with height-adjustable legs set below standard table height will not allow the personal whiteboards to be hung on the plastic side hooks as they will not have sufficient clearance. The boards may still be used with the side docks since table height does not affect board display.

On standing height-adjustable post legs, legs adjust every $\frac{3}{4}$ " for a total range of 28 $\frac{1}{2}$ "–42".

Reinforcing channels are standard on all media tables.

Glides are available and are used for leveling for installation on uneven floors. The glide is 1 $\frac{1}{2}$ " long and provides 1" of leveling.

Surface Materials

Top

- High-Pressure Laminate
- Open Line laminate (option)

3 mm Radius Profile Edge

- Plastic

Access Legs, Seated Height-Adjustable Post Legs, and Standing Height-Adjustable Post Legs

- Paint

Dock and Hooks on Media Tables

- 6059 Sterling Dark Solid
- 6249 Platinum Solid
- 6259 Midnight
- 6337 Element

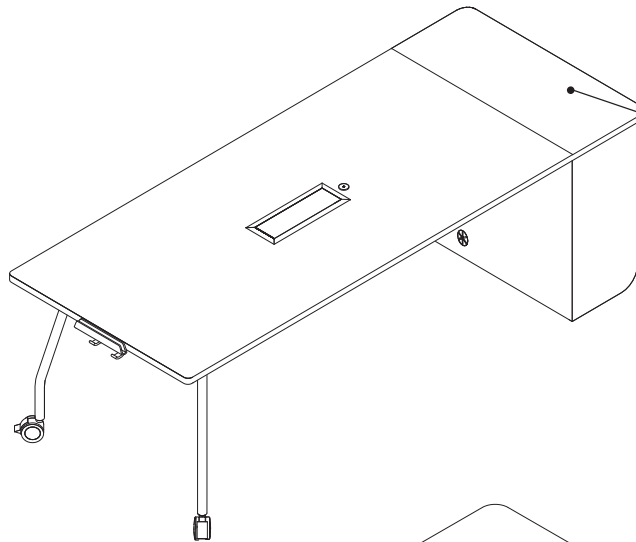
Active Media Tables

Verb active media tables provide versatile, intuitive, and unobstructed technology support for the classroom. The mobile table can support a range of existing technology and provide a flexible, cost-effective solution for institutions. Digital and analog white board storage and display integration encourages continuous collaboration and idea-sharing among students and educators.

Active media tables come in three table shapes: rectangle, rounded, and tapered.

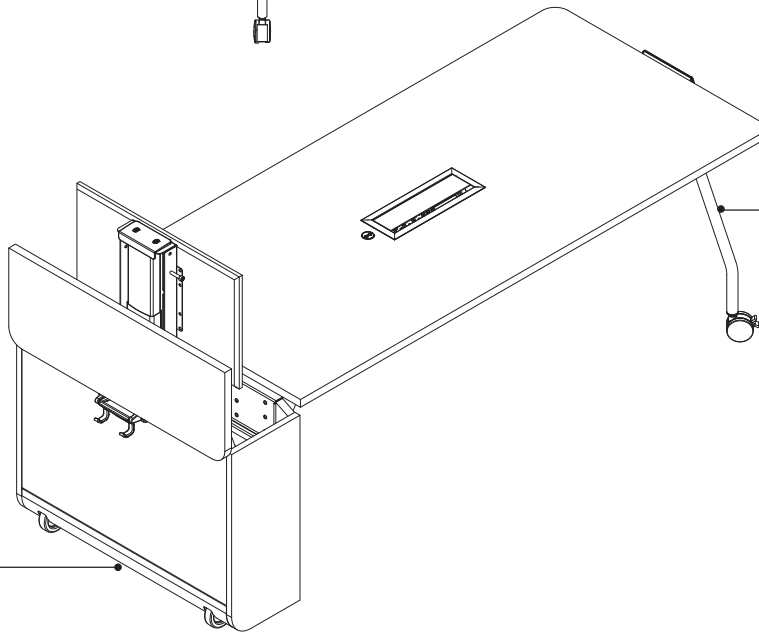
Optional side docks allow for display of whiteboards on the table while stow hook allows for the storage of whiteboards on the table. Stow hooks allow storage for up to two whiteboards per hook.

Brackets, legs, and shroud share the same finish.



Worksurfaces are 1" thick wood-core with High-Pressure Laminate top and plastic 3 mm edge band. All corners have 2" radius.

The media case top can be selected with a contrasting finish. The media case surface and table worksurface will always match.



Access legs with locking casters are standard on active media tables.

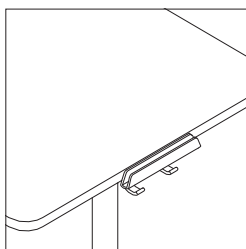
Verb active media tables are designed for active learning environments where flexibility, student engagement, and technology collaboration is important.

Active media tables are offered in three shapes to encourage collaboration through technology display and facilitate a seamless flow of information sharing during the learning process. The tables offer the ability to incorporate personal whiteboards for analog content creation.

Product Details

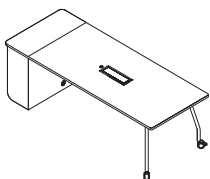
Active media tables come in three shapes; rectangle, tapered, and rounded.

Worksurfaces are 1" thick wood-core with High-Pressure Laminate top and plastic 3 mm edge band. All corners have 2" radius.



Side docks allow display of whiteboards on the tables. For best results, rock the boards into place rather than pressing straight down. Side hooks allow storage of up to four boards per hook.

Side dock and hooks are not available on the rounded active media table.



Access legs with non-locking casters are standard on active media tables. Access legs are also available as an option with glides.

Table height on access legs is 28½".

Glides are available and are used for leveling for installation on uneven floors. The glide is 1½" long and provides 1" of leveling.

Media Case

Lift mechanisms support monitors up to 43 pounds with a near silent operation and no exposed tracks or gears. Lift control box comes standard with a contact closure interface.

Lift mechanism for 32" deep tables:

- Supports monitor size: 29.32"W x 21.20"H x 3.5"D
- Travels 23"

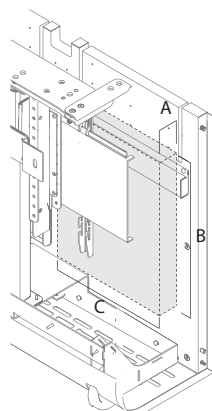
Lift mechanism for 43" deep tables:

- Supports monitor size: 38.32"W x 22.22"H x 3.65"D
- Travels 26½"

Universal mounting patterns accommodates standard VESA mounts:

- 75 mm x 75 mm
- 100 mm x 100 mm
- 200 mm x 100 mm
- 200 mm x 200 mm

The active media case is designed with a lid that has a 2" overhang over the worksurface.



Available space for technology within the media case:

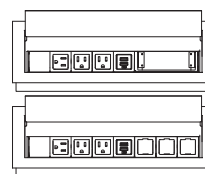
- 34" case:
- A: 2¾" (75 mm)
 - B: 15 ¾" (400 mm)
 - C: 8" (210 mm)

- 43" case:
- A: 3¾" (96 mm)
 - B: 13¾" (350 mm)
 - C: 12" (310 mm)

Technology

The active media table is a technology agnostic solution, allowing one to bring their own technology application to the table. Customers are responsible for bringing and integrating technology and audio visual components.

Tip: Consult an AV or IT professional early on in the design process for potential technology applications.

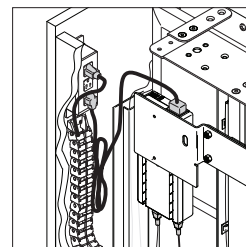


User power trough

provides access to power and technology connections for everyone at the table. (3 outlet, 1 dual USB and 3 knockouts) or (3 Outlet, 1 dual USB and extron adapter plate cover).

Tip: AV cords or extron AAP super plates will not be included, customers will need to specify own AV configuration.

Technology components can be securely mounted to the media case and powered by the power receptacles within the media case.



Wire managers allow ease of cable routing and managing.

Active media table is for commercial and institutional use only. Children and people with cognitive disabilities should be supervised.

Surface Materials

Top

- High-Pressure Laminate
- Open Line laminate (option)

3 mm radius profile edge

- Plastic

Access legs

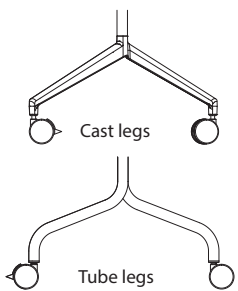
- Paint

Dock and hooks on active media tables

- 6059 Sterling Dark Solid
- 6249 Platinum Solid
- 6259 Midnight
- 6337 Element

Flip-Top Tables

Verb flip-top tables are a folding and nesting table for active spaces. With easy to use one-handed folding lever and mechanism, one person can set it up, take down, move, and compactly store a roomful of tables with minimal effort. The table series is available in three shapes with two leg configurations on casters.



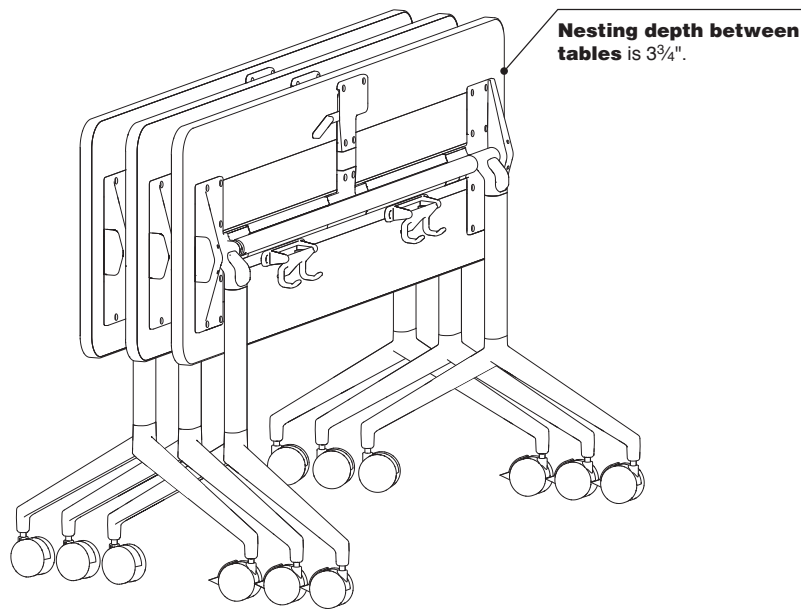
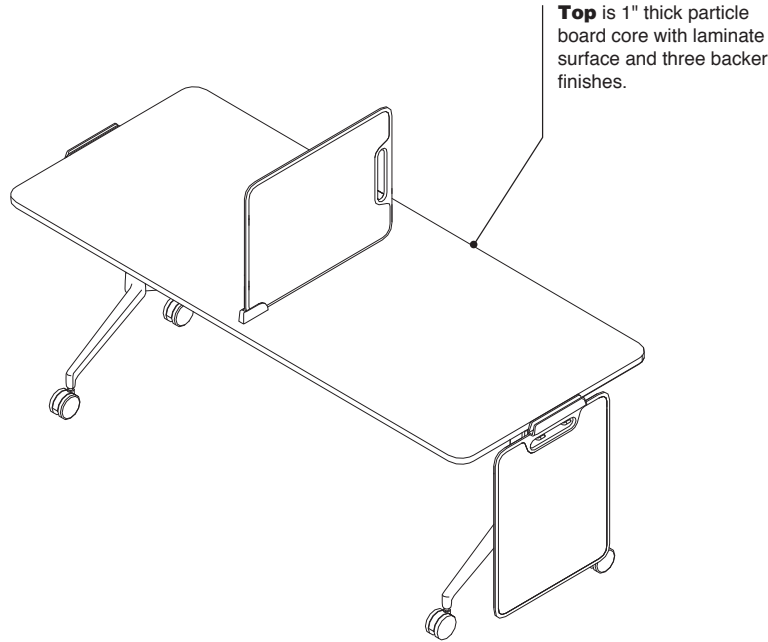
Legs are extruded and die-cast aluminum available in two styles, cast base and tube base.

Cast leg:

- 19"D, 24"D, and 30"D tables
- Chevron, team, and rectangle tables

Tube leg:

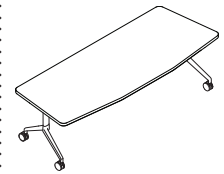
- 19"D, 24"D, and 30"D tables
- Chevron, team, and rectangle tables



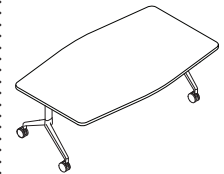
Verb flip-top tables are designed for active learning environments where flexibility and student engagement are key.

Product Details

Flip-top tables have chevron shape tables, team shape tables, and rectangle shape tables.

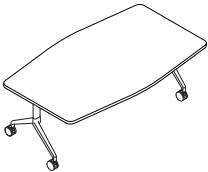
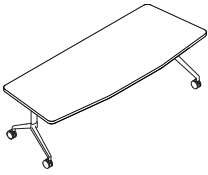


The chevron shape tables provide a sense of personal space division as well as creating a subtle arc when in lecture mode to allow line of sight to everyone in the row.

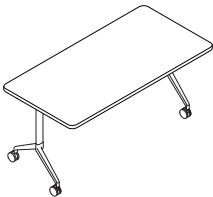


The team shape tables are designed specifically for small group work and project teams, offering the same angled shape as the chevron tables but on both sides of the table.

Casters are 3" diameter, dual wheels that allow the tables to move easily on carpet or hard floors. Flip-top tables are standard with two locking casters (user/flip-handle side) and two non-locking casters. Glides are not available on the flip-top table.

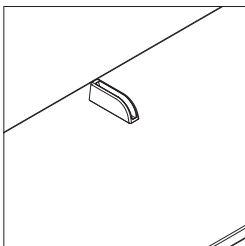


On 84"W chevron and team tables, there is a slight modification to the shape to allow three people to sit at the table instead of two. Rather than having two facets on the angled side of the table, 84" tables have three facets.



The rectangle shape tables can be used for more traditional applications as well as when smaller table sizes are necessary because the rectangle tables are available in 39" and 48" widths as well as the larger sizes.

Worksurfaces are wood-core with High-Pressure Laminate top and plastic 3 mm edge band. All corners have a 2" radius.

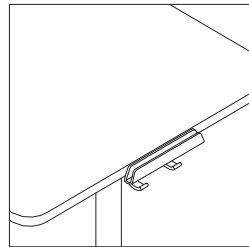


Center docks without storage are optional and provide a dock to support test mode.

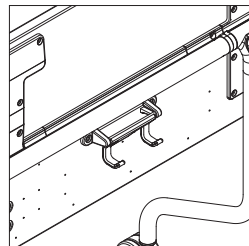
84"W tables are designed to have three students and will have two center docks (if center docks are specified).

Center docks are not available on tables smaller than 60" because they are designed primarily for test mode and tables smaller than 60" do not accommodate two students.

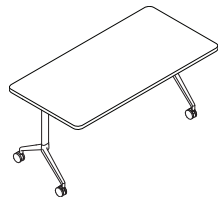
Tip: Center docks are not available on team tables.



Side docks allow display of whiteboards on the tables. For best results, rock the boards into place rather than pressing straight down. Side hooks allow storage of up to four boards per hook.



Stow hook allows for easy whiteboard storage when the table is in flipped mode.

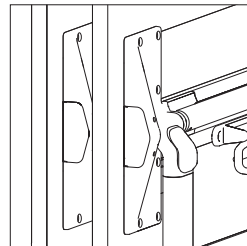


Cast legs with two non-locking and two locking casters are standard on flip-top tables. Legs are also available with four locking casters.

Table height on legs is 28½".

Reinforcing channel is not required on tables smaller than 60"W. On tables 66"W to 84"W, reinforcing channel comes standard to minimize deflection. The reinforcing channel will match the understructure finish selection (light or dark).

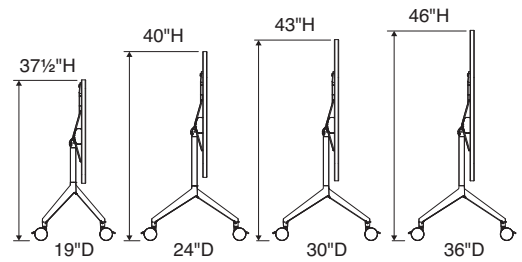
Flip-top modesty panels are constructed of a light-weight fiberglass substrate wrapped with Buzz2 fabric. Panel attaches to the underside of the table with a plastic extrusion that allows the panel to rotate from both the in-use and nested position, or in-use position. Modesty panel stays with the table when flipped and in nesting position, or in-use position. Modesty panels are available for 39", 48", 60", 66", 72", and 84" flip-top rectangle and chevron tops.



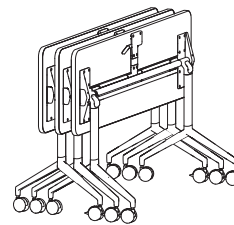
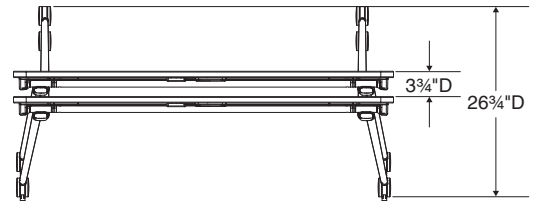
Leg bumper will always be the main point of contact between two nesting tables, even with the stow hooks and whiteboards.

Tables should be inspected and maintained regularly by tightening screws and bolts, inspecting casters for damage, and inspecting all moving parts for damage and wear.

Release handle is black and only used to unlock the table from the in-use position. Flip-top tables in the in-use position have a natural flex in them and are not completely static.



Rectangle table dimensions shown above



Flip-top tables can be nested for space saving storage. Each nested flip-top table adds approximately 3¾" to the nesting depth.

Surface Materials

Top

- High-Pressure Laminate
- Open Line laminate (option)

3 mm radius profile edge

- Plastic

Access legs, seated height-adjustable post legs, and standing height-adjustable post legs

- Paint

Dock and hooks on student tables

- 6059 Sterling Dark Solid
- 6249 Platinum Solid
- 6259 Midnight
- 6337 Element


The underside of the table can be specified in one of these color options:

- Light
- Dark

Teaching Stations

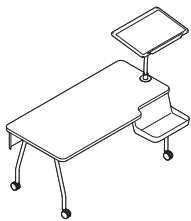
The Verb teaching station is designed to provide support for a range of postures and work modes, including instruction, collaboration, and concentrated work.

Product Details

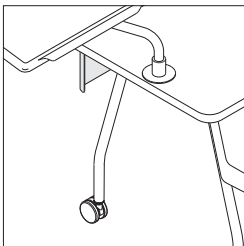


Verb teaching station worksurfaces are wood-core with High-Pressure Laminate top and plastic 3 mm edge band.

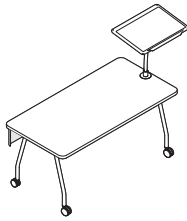
Teaching stations are 30"D and come in 50", 60", and 72" widths.



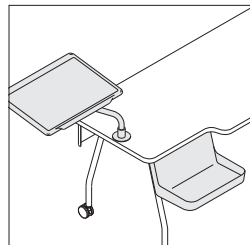
When a storage caddy is specified, there is a cut-out in the corner of the table matching the profile of the caddy.



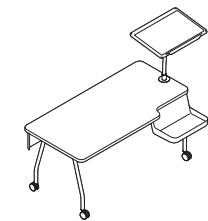
A modesty panel comes standard when a storage caddy is specified.



Modesty panels are optional on teaching stations without a storage caddy.

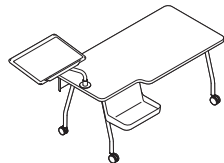


The lectern and caddy are always on the same side of the teaching station. The lectern arm and caddy share a paint finish selection.



Left-hand and right-hand designates which side of the table the lectern and caddy are on. From the instructor's perspective standing behind the table facing the class, a left-hand teaching station has the caddy and lectern on the left side.

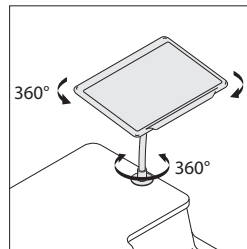
Tip: Teaching stations without a caddy do not have a left-hand or right-hand designation.



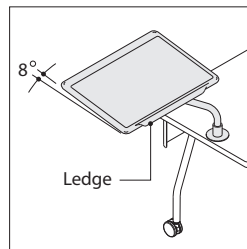
Access legs with non-locking casters come standard on teaching stations. Access legs are also available as an option with four locking casters, four glides, or two non-locking casters and two glides.

Tip: Seated and standing height-adjustable post legs are not available on teaching stations.

▶ See *Table Top and Leg Choices*, page 302.



The lectern top and lectern arm swivel 360° allowing for maximum position flexibility and enhanced sightlines.



The lectern has an ergonomic 8° slant and a ledge at the bottom.

The lectern top is a High-Pressure Laminate with a urethane edge.

The lectern has an optional cup holder.

Surface Materials

Top

- High-Pressure Laminate
- Open Line laminate (option)

3 mm Radius Profile Edge

- Plastic

Access Legs

- Paint

Modesty Panels

- Paint

Lectern

- 6059 Sterling Dark Solid Urethane Edge with 2883 Seagull Laminate
- 6249 Platinum Solid Urethane Edge with 2883 Seagull Laminate
- 6337 Element Urethane Edge with 2885 Dune Laminate

Lectern Arm/Caddy

- 4750 Champagne Metallic Lectern Arm with 7654 Element Caddy
- 4799 Platinum Metallic Lectern Arm with 7190 Platinum Solid Caddy
- 7360 Merle Lectern Arm with 7360 Merle Caddy

Cup holder

- 6059 Sterling Dark Solid

Easel and Wall Track

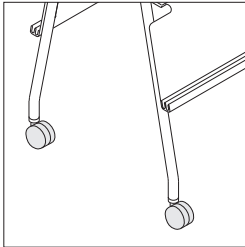
Verb easel facilitates effective display, storage, and presentation of Verb whiteboards.

Verb wall track offers additional display options for the Verb whiteboards and can add functionality to otherwise blank walls.

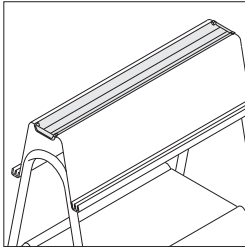
Product Details



Two-sided easel comes standard with two shelves on each side and is 36"W.



Each easel comes standard with casters for ease of mobility.



The easel top shelf can be used to store markers and erasers and is available only in 6249 Platinum Solid finish.



Wall track comes in 6' and 8' lengths and is made from extruded anodized aluminum. It may be easily cut to length in the field.

Each wall track comes standard with hooks for use with the whiteboards.

Maintenance

- Wipe board with a clean cloth moistened by a liquid markerboard cleaner or a solution of 50% water and 50% isopropyl alcohol.
- Rinse with clear water.
- Wipe dry with a clean cloth. If your board is used daily, the cleaning should be performed at least 2-3 times a week.

More thorough cleaning may be required if writing is left on the board for more than two days.

Markers

Use any high-quality dry erase marker.

CAUTION! The use of Low Odor markers may cause ghosting to occur. If Low Odor markers have been used, the surface can be completely cleaned by following the cleaning instructions above. Remember to discard eraser if used with Low Odor markers.

Removing Permanent Marker

Option 1:

- Write over the top of the permanent marker ink with a dry-erase marker
- Simply erase

Option 2:

- Moisten a clean, dry cloth with isopropyl alcohol
- Wipe the board in a circular motion to loosen marker residue
- Rinse with clear water
- Dry the board with a clean cloth
- Repeat these steps as necessary

Installer's Instructions for Initial Cleaning at Time of Installation

NOTE: These initial cleaning instructions are shipped with every board.

- For initial cleaning, wipe your board with a clean cloth moistened by a mild, alcohol-based cleaner.
- Rinse with clear water. This step is simple, but very important.
- Wipe dry with a clean cloth.

Surface Materials

Easel Frame/Legs

- 4750 Champagne Metallic
- 4799 Platinum Metallic
- 7360 Merle

Easel Display Shelf

- 7360 Merle

Easel Shelf Inserts and Top Cap

- 6249 Platinum Solid

Wall Track Hook

- 6249 Platinum Solid

Table Top and Leg Choices

	• Dimensions		• Access Leg				• Seated Height-Adjustable Post Leg			
	D	W	With non-locking casters	With locking casters	With glides	With two non-locking casters and two glides	With non-locking casters	With locking casters	With glides	With two non-locking casters and two glides

Personal Tables

Keystone	19" and 24"	34"	●	●	●	●	N.A.	N.A.	●	N.A.
Rectangle	19" and 24"	34"	●	●	●	●	N.A.	N.A.	●	N.A.
Triangle	22"	33"	N.A.	N.A.	●	N.A.	N.A.	N.A.	N.A.	N.A.

Student Tables

Chevron	19"	60"–84"	●	●	●	●	N.A.	N.A.	●	N.A.
	24"	60"–84"	●	●	●	●	●	●	●	●
	30"	60"–84"	●	●	●	●	●	●	●	●
Team	24"	60"–84"	●	●	●	●	●	●	●	●
	30"	60"–84"	●	●	●	●	●	●	●	●
Trapezoid	30"	60"–84"	●	●	●	●	●	●	●	●
Rectangle	19"	39"–84"	●	●	●	●	N.A.	N.A.	●	N.A.
	24"	39"	●	●	●	●	N.A.	N.A.	●	N.A.
	24"	48"–84"	●	●	●	●	●	●	●	●
	30"	48"–84"	●	●	●	●	●	●	●	●

Media Tables

Rounded	60"	78"	●	●	●	●	●	●	●	●
Square	60"	60"	●	●	●	●	●	●	●	●
Trapezoid	60"	60" and 84"	●	●	●	●	●	●	●	●

Active Media Tables

Rectangle	34"	61" and 87"	N.A.	●	●	N.A.	N.A.	N.A.	N.A.	N.A.
	43"	61" and 87"	N.A.	●	●	N.A.	N.A.	N.A.	N.A.	N.A.
Rounded	34"	87"	N.A.	●	●	N.A.	N.A.	N.A.	N.A.	N.A.
	43"	87"	N.A.	●	●	N.A.	N.A.	N.A.	N.A.	N.A.
Tapered	34"	87"	N.A.	●	●	N.A.	N.A.	N.A.	N.A.	N.A.
	43"	87"	N.A.	●	●	N.A.	N.A.	N.A.	N.A.	N.A.

Flip-Top Tables

Chevron	19"	60"–84"	N.A.	N.A.	N.A.	N.A.	N.A.	N.A.	N.A.	N.A.
	24"	60"–84"	N.A.	N.A.	N.A.	N.A.	N.A.	N.A.	N.A.	N.A.
	30"	60"–84"	N.A.	N.A.	N.A.	N.A.	N.A.	N.A.	N.A.	N.A.
Team	24"	60"–84"	N.A.	N.A.	N.A.	N.A.	N.A.	N.A.	N.A.	N.A.
	30"	60"–84"	N.A.	N.A.	N.A.	N.A.	N.A.	N.A.	N.A.	N.A.
Rectangle	19"	39"–84"	N.A.	N.A.	N.A.	N.A.	N.A.	N.A.	N.A.	N.A.
	24"	39"–84"	N.A.	N.A.	N.A.	N.A.	N.A.	N.A.	N.A.	N.A.
	30"	48"–84"	N.A.	N.A.	N.A.	N.A.	N.A.	N.A.	N.A.	N.A.

Teaching Stations

	30"	50"–72"	●	●	●	●	N.A.	N.A.	N.A.	N.A.
	:	:	:	:	:	:	:	:	:	:

	• Dimensions		• Standing Height-Adjustable Post Leg				• Flip-Top Cast Legs		• Flip-Top Tube Legs	
	D	W	With locking casters	With glides	With two non-locking casters and two glides	With non-locking casters	With locking casters	With two locking casters and two non-locking casters	With locking casters	With two locking casters and two non-locking casters
Personal Tables										
Keystone	19" and 24"	34"	N.A.	N.A.	N.A.	N.A.	N.A.	N.A.	N.A.	N.A.
Rectangle	19" and 24"	34"	N.A.	N.A.	N.A.	N.A.	N.A.	N.A.	N.A.	N.A.
Triangle	22"	33"	N.A.	N.A.	N.A.	N.A.	N.A.	N.A.	N.A.	N.A.
Student Tables										
Chevron	19"	60"–84"	N.A.	N.A.	N.A.	N.A.	N.A.	N.A.	N.A.	N.A.
	24"	60"–84"	N.A.	●	N.A.	N.A.	N.A.	N.A.	N.A.	N.A.
	30"	60"–84"	**	●	**	**	N.A.	N.A.	N.A.	N.A.
Team	24"	60"–84"	N.A.	●	N.A.	N.A.	N.A.	N.A.	N.A.	N.A.
	30"	60"–84"	●	●	●	●	N.A.	N.A.	N.A.	N.A.
Trapezoid	30"	60"–84"	N.A.	●	N.A.	N.A.	N.A.	N.A.	N.A.	N.A.
Rectangle	19"	39"–84"	N.A.	N.A.	N.A.	N.A.	N.A.	N.A.	N.A.	N.A.
	24"	39"	N.A.	N.A.	N.A.	N.A.	N.A.	N.A.	N.A.	N.A.
	24"	48"–84"	N.A.	●	N.A.	N.A.	N.A.	N.A.	N.A.	N.A.
	30"	48"–84"	*	●	*	*	N.A.	N.A.	N.A.	N.A.
Media Tables										
Rounded	60"	78"	●	●	●	●	N.A.	N.A.	N.A.	N.A.
Square	60"	60"	●	●	●	●	N.A.	N.A.	N.A.	N.A.
Trapezoid	60"	60" and 84"	●	●	●	●	N.A.	N.A.	N.A.	N.A.
Active Media Tables										
Rectangle	34"	61" and 87"	N.A.	N.A.	N.A.	N.A.	N.A.	N.A.	N.A.	N.A.
	43"	61" and 87"	N.A.	N.A.	N.A.	N.A.	N.A.	N.A.	N.A.	N.A.
Rounded	34"	87"	N.A.	N.A.	N.A.	N.A.	N.A.	N.A.	N.A.	N.A.
	43"	87"	N.A.	N.A.	N.A.	N.A.	N.A.	N.A.	N.A.	N.A.
Tapered	34"	87"	N.A.	N.A.	N.A.	N.A.	N.A.	N.A.	N.A.	N.A.
	43"	87"	N.A.	N.A.	N.A.	N.A.	N.A.	N.A.	N.A.	N.A.
Flip-Top Tables										
Chevron	19"	60"–84"	N.A.	N.A.	N.A.	N.A.	●	●	●	●
	24"	60"–84"	N.A.	N.A.	N.A.	N.A.	●	●	●	●
	30"	60"–84"	N.A.	N.A.	N.A.	N.A.	●	●	●	●
Team	24"	60"–84"	N.A.	N.A.	N.A.	N.A.	●	●	●	●
	30"	60"–84"	N.A.	N.A.	N.A.	N.A.	●	●	●	●
Rectangle	19"	39"–84"	N.A.	N.A.	N.A.	N.A.	●	●	●	●
	24"	39"–84"	N.A.	N.A.	N.A.	N.A.	●	●	●	●
	30"	48"–84"	N.A.	N.A.	N.A.	N.A.	●	●	●	●
Teaching Stations										
	30"	50"–72"	N.A.	N.A.	N.A.	N.A.	N.A.	N.A.	N.A.	N.A.

* Can not be used with modesty panel.

** Must be used with modesty panel.

Dock Storage Availability

	Dimensions D	W	Side Dock and Hook (1 set)	Side Dock and Hook (2 sets)	Side Dock, Hook, and Center Storage Dock	Center Storage Dock	Center Dock Without Storage	Stow Hook
Personal Tables								
Keystone	19"*	34"	●	●	N.A.	N.A.	N.A.	N.A.
	24"	34"	●	●	N.A.	N.A.	N.A.	N.A.
Rectangle	19"*	34"	●	●	N.A.	N.A.	N.A.	N.A.
	24"	34"	●	●	N.A.	N.A.	N.A.	N.A.
Triangle	22"	33"	●	N.A.	N.A.	N.A.	N.A.	N.A.
Student Tables								
Chevron	19", 24", and 30"	60"–84"	N.A.	●	●	●	N.A.	N.A.
Team	24" and 30"	60"–84"	N.A.	●	N.A.	N.A.	N.A.	N.A.
Trapezoid	30"	62"	N.A.	●	N.A.	N.A.	N.A.	N.A.
Rectangle	19" and 24"	39"–48"	N.A.	●	N.A.	N.A.	N.A.	N.A.
	19" and 24"	60"–84"	N.A.	●	●	●	N.A.	N.A.
	30"	48"	N.A.	●	●	N.A.	N.A.	N.A.
	30"	60"–84"	N.A.	●	●	●	N.A.	N.A.
Media Tables								
Rounded	60"	78"	N.A.	●	N.A.	N.A.	N.A.	N.A.
Square	60"	60"	N.A.	●	N.A.	N.A.	N.A.	N.A.
Trapezoid	60"	60" and 84"	N.A.	●	N.A.	N.A.	N.A.	N.A.
Active Media Tables								
Rectangle	34"	61" and 87"	●	N.A.	N.A.	N.A.	N.A.	●
	43"	61" and 87"	●	N.A.	N.A.	N.A.	N.A.	●
Rounded	34"	87"	●	N.A.	N.A.	N.A.	N.A.	●
	43"	87"	●	N.A.	N.A.	N.A.	N.A.	●
Tapered	34"	87"	●	N.A.	N.A.	N.A.	N.A.	●
	43"	87"	●	N.A.	N.A.	N.A.	N.A.	●
Flip-Top Tables								
Chevron	19"	60"–84"	●	●	N.A.	N.A.	●	●
	24"	60"–84"	●	●	N.A.	N.A.	●	●
	30"	60"–84"	●	●	N.A.	N.A.	●	●
Team	24"	60"–84"	●	●	N.A.	N.A.	●	●
	30"	60"–84"	●	●	N.A.	N.A.	●	●
Rectangle	19"	39"–84"	●	●	N.A.	N.A.	●	●
	24"	39"–84"	●	●	N.A.	N.A.	●	●
	30"	48"–84"	●	●	N.A.	N.A.	●	●
Teaching Stations	30"	50"–72"	N.A.	N.A.	N.A.	N.A.	N.A.	N.A.

* Side docks are not available on 19"D personal tables with casters.

Personal Tables

Standard Includes		Required to Specify
<ul style="list-style-type: none"> ▶ Need help? Product details, page 291 	<ul style="list-style-type: none"> Table: 1½"- thick top, High-Pressure Laminate price group 1 3 mm radius profile edge: plastic Access legs with non-locking casters: paint group 1 Triangle table is standard with three access legs and glides 	<ol style="list-style-type: none"> Style number High-Pressure Laminate color number for table Plastic edge band color number for table Paint color number for legs Options, if selected (see below) <ul style="list-style-type: none"> ▶ See <i>Surface Materials</i>, page 323.

Tip: The triangle table is only available with three access legs and glides.

For laminate price group 2 and 3 pricing, please refer to the electronic catalog or SmartTools.

Options	U.S. Price	Required to Specify
Surface Materials		
Legs on keystone and rectangle tables		
<ul style="list-style-type: none"> Paint price group 1 Paint price group 2 Paint price group 3 	No cost +\$ 63 +\$104	Specify paint color number. Specify paint color number. Specify paint color number.
Legs on triangle table		
<ul style="list-style-type: none"> Paint price group 1 Paint price group 2 Paint price group 3 	No cost +\$ 46 +\$ 57	Specify paint color number. Specify paint color number. Specify paint color number.
High-Pressure Laminate worksurfaces		
<ul style="list-style-type: none"> Laminate price group 2 Laminate price group 3 Open Line laminate 	See information at left See information at left +\$102 plus cost of laminate	Specify laminate color number. Specify laminate color number. ▶ See <i>Surface Materials Reference Manual</i> .
Leg Options		
Access legs		
<ul style="list-style-type: none"> Locking casters Glides Two non-locking casters and two glides 	No cost -\$ 29 -\$ 12	Specify with access legs with locking casters. Specify with access legs with glides. Specify with access legs with two non-locking casters and two glides.
Seated height-adjustable post legs		
<ul style="list-style-type: none"> Glides 	+\$350	Specify with seated height-adjustable post leg with glides.
Dock Storage Options		
<ul style="list-style-type: none"> No dock Side dock and hook (one set) Side dock and hook (two sets) 	No cost +\$ 74 +\$148	Specify with no dock. Specify with dock and hook (one set) and specify plastic finish. Specify with dock and hook (two sets) and specify plastic finish.

Tip: The triangle table is optional with only one side dock and hook.

Tip: Side docks are not available on 19"D personal tables with casters.

Specification Information			
Dimensions		Style	U.S.
D	W	Number	Base Price

Triangle Table			
22"	33"	VTP2233	\$722
:	:	:	:

Keystone Tables			
19"	34"	VTK1934	\$924
24"	34"	VTK2434	\$940
:	:	:	:

Rectangle Tables			
19"	34"	VTR1934	\$924
24"	34"	VTR2434	\$940
:	:	:	:



Chevron Tables



► Need help?
Product details,
page 292

Standard Includes

- Table: 1½"- thick top, High-Pressure Laminate price group 1
- 3 mm radius profile edge: plastic
- Access legs with non-locking casters: paint group 1
- Reinforcing channel on 84" tables

Required to Specify

- 1 Style number
 - 2 High-Pressure Laminate color number for table
 - 3 Plastic edge band color number for table
 - 4 Paint color number for legs
 - 5 Options, if selected (see below)
- See *Surface Materials*, page 323.

For laminate price group 2 and 3 pricing, please refer to the electronic catalog or SmartTools.

Tip: On 19"D tables, only seated height-adjustable post legs with glides are available.

	Options	U.S. Price	Required to Specify
Surface Materials	Legs		
	• Paint price group 1	No cost	Specify paint color number.
	• Paint price group 2	+\$ 63	Specify paint color number.
	• Paint price group 3	+\$104	Specify paint color number.
	Modesty panel		
	• Paint price group 1	No cost	Specify paint color number.
	• Paint price group 2	+\$ 33	Specify paint color number.
	• Paint price group 3	+\$ 52	Specify paint color number.
	High-Pressure Laminate worksurfaces		
	• Laminate price group 2	See information at left	Specify laminate color number.
	• Laminate price group 3	See information at left	Specify laminate color number.
	• Open Line laminate	+\$102 plus cost of laminate	► See <i>Surface Materials Reference Manual</i> .
Leg Options	Access legs		
	• Locking casters	No cost	Specify with <i>access legs with locking casters</i> .
	• Glides	-\$ 29	Specify with <i>access legs with glides</i> .
	• Two non-locking casters and two glides	-\$ 12	Specify with <i>access legs with two non-locking casters and two glides</i> .
	Seated height-adjustable post legs		
	• Non-locking casters	Prices at right	Specify with <i>seated height-adjustable post leg with non-locking casters</i> .
	• Locking casters	Prices at right	Specify with <i>seated height-adjustable post leg with locking casters</i> .
	• Glides	Prices at right	Specify with <i>seated height-adjustable post leg with glides</i> .
	• Two non-locking casters and two glides	Prices at right	Specify with <i>seated height-adjustable post leg with two non-locking casters and two glides</i> .
	Standing height-adjustable post legs		
	• Non-locking casters	Prices at right	Specify with <i>standing height-adjustable post leg with non-locking casters</i> .
	• Locking casters	Prices at right	Specify with <i>standing height-adjustable post leg with locking casters</i> .
• Glides	Prices at right	Specify with <i>standing height-adjustable post leg with glides</i> .	
• Two non-locking casters and two glides	Prices at right	Specify with <i>standing height-adjustable post leg with two non-locking casters and two glides</i> .	
Modesty Panel	• Steel modesty panel	+\$286	Specify with <i>modesty panel</i> and specify paint color number.
Dock Storage Options	• No dock	No cost	Specify with <i>no dock</i> .
	• Side dock and hook (two sets)	+\$148	Specify with <i>dock and side hook (two sets)</i> and specify plastic finish.
	• Side dock, hook, and center storage dock on units 72" units and smaller	+\$196	Specify with <i>dock, hook, and center storage dock</i> and specify plastic finish.
	• Side dock, hook, and center storage dock on 84" units	+\$249	Specify with <i>dock, hook, and center storage dock</i> and specify plastic finish.
	• Center storage dock on 72" units and smaller	+\$ 50	Specify with <i>center storage dock</i> and specify plastic finish.
	• Center storage dock on 84" units	+\$101	Specify with <i>center storage dock</i> and specify plastic finish.

► Options, continued on next page



For Canadian Pricing
Multiply U.S. Price by the Canadian price factor.
► See page 1 for details.

► Options, continued from previous page

Options	U.S. Price	Required to Specify
Reinforcing Channel • Reinforcing channel	+\$75	Specify with reinforcing channel.

Tip: Reinforcing channel is not needed on tops smaller than 60" or when a modesty panel is specified. 84" tables come standard with reinforcing channel.

Specification Information

Dimensions D W	Style Number	U.S. Base Price	Options (Add \$ to Base Price)							
			Seated Height-Adjustable Post Legs				Standing Height-Adjustable Post Legs			
			with Non- Locking Casters	with Locking Casters	with Glides	with Two Casters and Two Glides	with Non- Locking Casters	with Locking Casters	with Glides	with Two Casters and Two Glides



Tip: 84" tops come standard with reinforcing channel.

Tip: On tables 24"D with standing height-adjustable post legs and modesty panels, Chevron tables are only available with glides.

Tip: On tables with standing height-adjustable post legs and casters, Chevron tables 30"D x 60"-84"W must be used with a modesty panel.

19"	60"	VTC1960	\$1099	N.A.	N.A.	+\$350	N.A.	N.A.	N.A.	N.A.	N.A.
19"	66"	VTC1966	\$1121	N.A.	N.A.	+\$350	N.A.	N.A.	N.A.	N.A.	N.A.
19"	72"	VTC1972	\$1149	N.A.	N.A.	+\$350	N.A.	N.A.	N.A.	N.A.	N.A.
19"	84"	VTC1984	\$1346	N.A.	N.A.	+\$350	N.A.	N.A.	N.A.	N.A.	N.A.
24"	60"	VTC2460	\$1149	+\$384	+\$384	+\$350	+\$366	N.A.	N.A.	+\$493	N.A.
24"	66"	VTC2466	\$1181	+\$384	+\$384	+\$350	+\$366	N.A.	N.A.	+\$493	N.A.
24"	72"	VTC2472	\$1212	+\$384	+\$384	+\$350	+\$366	N.A.	N.A.	+\$493	N.A.
24"	84"	VTC2484	\$1417	+\$384	+\$384	+\$350	+\$366	N.A.	N.A.	+\$493	N.A.
30"	60"	VTC3060	\$1212	+\$384	+\$384	+\$350	+\$366	+\$520	+\$520	+\$493	+\$506
30"	66"	VTC3066	\$1255	+\$384	+\$384	+\$350	+\$366	+\$520	+\$520	+\$493	+\$506
30"	72"	VTC3072	\$1294	+\$384	+\$384	+\$350	+\$366	+\$520	+\$520	+\$493	+\$506
30"	84"	VTC3084	\$1512	+\$384	+\$384	+\$350	+\$366	+\$520	+\$520	+\$493	+\$506

 **For Canadian Pricing**
Multiply U.S. Price by the Canadian price factor.
► See page 1 for details.

Team and Trapezoid Tables



For laminate price group 2 and 3 pricing, please refer to the electronic catalog or SmartTools.

Standard Includes		Required to Specify	
<ul style="list-style-type: none"> ▶ Need help? Product details, page 292 	<ul style="list-style-type: none"> • Table: 1½"- thick top, High-Pressure Laminate price group 1 • 3 mm radius profile edge: plastic • Access legs with non-locking casters: paint group 1 • Reinforcing channel on 84" tables 	<ol style="list-style-type: none"> 1 Style number 2 High-Pressure Laminate color number for table 3 Plastic edge band color number for table 4 Paint color number for legs 5 Options, if selected (see below) 	<ul style="list-style-type: none"> ▶ See <i>Surface Materials</i>, page 323.
Options	U.S. Price	Required to Specify	
Surface Materials	Legs <ul style="list-style-type: none"> • Paint price group 1 • Paint price group 2 • Paint price group 3 	No cost +\$ 63 +\$104	Specify paint color number. Specify paint color number. Specify paint color number.
	High-Pressure Laminate worksurfaces <ul style="list-style-type: none"> • Laminate price group 2 • Laminate price group 3 • Open Line laminate 	See information at left See information at left +\$102 plus cost of laminate	Specify laminate color number. Specify laminate color number. ▶ See <i>Surface Materials Reference Manual</i> .
Leg Options	Access legs <ul style="list-style-type: none"> • Locking casters • Glides • Two non-locking casters and two glides 	No cost -\$ 29 -\$ 12	Specify <i>with access legs with locking casters</i> . Specify <i>with access legs with glides</i> . Specify <i>with access legs with two non-locking casters and two glides</i> .
	Seated height-adjustable post legs <ul style="list-style-type: none"> • Non-locking casters • Locking casters • Glides • Two non-locking casters, two glides 	Prices at right Prices at right Prices at right Prices at right	Specify <i>with seated height-adjustable post leg with non-locking casters</i> . Specify <i>with seated height-adjustable post leg with locking casters</i> . Specify <i>with seated height-adjustable post leg with glides</i> . Specify <i>with seated height-adjustable post leg with two non-locking casters and two glides</i> .
	Standing height-adjustable post legs <ul style="list-style-type: none"> • Non-locking casters • Locking casters • Glides • Two non-locking casters, two glides 	Prices at right Prices at right Prices at right Prices at right	Specify <i>with standing height-adjustable post leg with non-locking casters</i> . Specify <i>with standing height-adjustable post leg with locking casters</i> . Specify <i>with standing height-adjustable post leg with glides</i> . Specify <i>with standing height-adjustable post leg with two non-locking casters and two glides</i> .
Dock Storage Options	<ul style="list-style-type: none"> • No dock • Side dock and hook (two sets) 	No cost +\$148	Specify <i>with no dock</i> . Specify <i>with dock and hook (two sets) and specify plastic finish</i> .
Reinforcing Channel	<ul style="list-style-type: none"> • Reinforcing channel 	+\$ 75	Specify <i>with reinforcing channel</i> .



For Canadian Pricing
 Multiply U.S. Price by the Canadian price factor.
 ▶ See page 1 for details.

Specification Information

Dimensions		Style Number	U.S. Base Price	Options (Add \$ to Base Price)							
D	W			Seated Height-Adjustable Post Legs				Standing Height-Adjustable Post Legs			
				with Non-Locking Casters	with Locking Casters	with Glides	with Two Casters and Two Glides	with Non-Locking Casters	with Locking Casters	with Glides	with Two Casters and Two Glides



Team Tables

D	W	Style Number	U.S. Base Price	with Non-Locking Casters	with Locking Casters	with Glides	with Two Casters and Two Glides	with Non-Locking Casters	with Locking Casters	with Glides	with Two Casters and Two Glides
24"	60"	VTT2460	\$1198	+\$384	+\$384	+\$350	+\$366	N.A.	N.A.	+\$493	N.A.
24"	72"	VTT2472	\$1294	+\$384	+\$384	+\$350	+\$366	N.A.	N.A.	+\$493	N.A.
24"	84"	VTT2484	\$1393	+\$384	+\$384	+\$350	+\$366	N.A.	N.A.	+\$493	N.A.
30"	60"	VTT3060	\$1269	+\$384	+\$384	+\$350	+\$366	+\$520	+\$520	+\$493	+\$506
30"	72"	VTT3072	\$1387	+\$384	+\$384	+\$350	+\$366	+\$520	+\$520	+\$493	+\$506
30"	84"	VTT3084	\$1544	+\$384	+\$384	+\$350	+\$366	+\$520	+\$520	+\$493	+\$506



Trapezoid Table

30"	62"	VTZ3062	\$1219	+\$384	+\$384	+\$350	+\$366	N.A.	N.A.	+\$493	N.A.
-----	-----	----------------	--------	--------	--------	--------	--------	------	------	--------	------



For Canadian Pricing
 Multiply U.S. Price by the Canadian price factor.
 ▶ See page 1 for details.

Rectangle Tables



► Need help?
Product details,
page 292

Standard Includes

- Table: 1½"- thick top, High-Pressure Laminate price group 1
- 3 mm radius profile edge: plastic
- Access legs with non-locking casters: paint group 1
- Reinforcing channel on 84" tables

Required to Specify

- 1 Style number
 - 2 High-Pressure Laminate color number for table
 - 3 Plastic edge band color number for table
 - 4 Paint color number for legs
 - 5 Options, if selected (see below)
- See *Surface Materials*, page 323.

For laminate price group 2 and 3 pricing, please refer to the electronic catalog or SmartTools.

	Options	U.S. Price	Required to Specify
Surface Materials	Legs		
	• Paint price group 1	No cost	Specify paint color number.
	• Paint price group 2	+\$ 63	Specify paint color number.
	• Paint price group 3	+\$104	Specify paint color number.
	Modesty panel		
	• Paint price group 1	No cost	Specify paint color number.
	• Paint price group 2	+\$ 33	Specify paint color number.
	• Paint price group 3	+\$ 52	Specify paint color number.
	High-Pressure Laminate worksurfaces		
	• Laminate price group 2	See information at left	Specify laminate color number.
	• Laminate price group 3	See information at left	Specify laminate color number.
	• Open Line laminate	+\$102 plus cost of laminate	► See <i>Surface Materials Reference Manual</i> .
Leg Options	Access legs		
	• Locking casters	No cost	Specify with <i>access legs with locking casters</i> .
	• Glides	-\$ 29	Specify with <i>access legs with glides</i> .
	• Two non-locking casters and two glides	-\$ 12	Specify with <i>access legs with two non-locking casters and two glides</i> .
	Seated height-adjustable post legs		
	• Non-locking casters	Prices at right	Specify with <i>seated height-adjustable post leg with non-locking casters</i> .
	• Locking casters	Prices at right	Specify with <i>seated height-adjustable post leg with locking casters</i> .
	• Glides	Prices at right	Specify with <i>seated height-adjustable post leg with glides</i> .
	• Two non-locking casters, two glides	Prices at right	Specify with <i>seated height-adjustable post leg with two non-locking casters and two glides</i> .
	Standing height-adjustable post legs		
• Non-locking casters	Prices at right	Specify with <i>standing height-adjustable post leg with non-locking casters</i> .	
• Locking casters	Prices at right	Specify with <i>standing height-adjustable post leg with locking casters</i> .	
• Glides	Prices at right	Specify with <i>standing height-adjustable post leg with glides</i> .	
• Two non-locking casters, two glides	Prices at right	Specify with <i>standing height-adjustable post leg with two non-locking casters and two glides</i> .	
Modesty Panel	• Steel modesty panel	+\$286	Specify with <i>modesty panel</i> and specify paint color number.
Dock Storage Options	• No dock	No cost	Specify with <i>no dock</i> .
	• Side dock and hook (two sets)	+\$148	Specify with <i>dock and hook (two sets)</i> and specify plastic finish.
	• Side dock, hook, and center storage dock on 60"–72" units	+\$196	Specify with <i>dock, hook, and center storage dock</i> and specify plastic finish.
	• Side dock, hook, and center storage dock on 84" units	+\$249	Specify with <i>dock, hook, and center storage dock</i> and specify plastic finish.
	• Center storage dock on 72" units and smaller	+\$ 50	Specify with <i>center storage dock</i> and specify plastic finish.
	• Center storage dock on 84" units	+\$101	Specify with <i>center storage dock</i> and specify plastic finish.

► Options, continued on next page

Tip: On all 19"D tables and on all 39"W tables only seated height-adjustable post legs with glides are available.

Tip: On tables 24"D with standing height-adjustable post legs and modesty panels, rectangle tables are only available with glides.

Tip: On tables with standing height-adjustable post legs and casters, rectangle tables 30"D x 48" - 84"W, cannot be used with a modesty panel.

Tip: Modesty panels are not available on 19"D x 39"W or 24"D x 39"W rectangle tables.

Tip: 39"W and 48"W tables can only have side dock and hook.

► Options, continued from previous page

Options	U.S. Price	Required to Specify
Reinforcing Channel • Reinforcing channel	+\$75	Specify with reinforcing channel.

Tip: Reinforcing channel is not needed on tops smaller than 60" or when a modesty panel is specified. 84" tables come standard with reinforcing channel.

Specification Information

Dimensions D W	Style Number	U.S. Base Price	Options (Add \$ to Base Price)							
			Seated Height-Adjustable Post Legs				Standing Height-Adjustable Post Legs			
			with Non- Locking Casters	with Locking Casters	with Glides	with Two Casters and Two Glides	with Non- Locking Casters	with Locking Casters	with Glides	with Two Casters and Two Glides



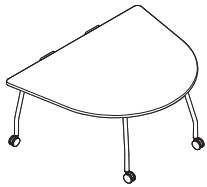
Tip: 84" tables come standard with reinforcing channel.

19"	39"	VTR1939	\$ 972	N.A.	N.A.	+\$350	N.A.	N.A.	N.A.	N.A.	N.A.
19"	48"	VTR1948	\$1013	N.A.	N.A.	+\$350	N.A.	N.A.	N.A.	N.A.	N.A.
19"	60"	VTR1960	\$1053	N.A.	N.A.	+\$350	N.A.	N.A.	N.A.	N.A.	N.A.
19"	66"	VTR1966	\$1089	N.A.	N.A.	+\$350	N.A.	N.A.	N.A.	N.A.	N.A.
19"	72"	VTR1972	\$1121	N.A.	N.A.	+\$350	N.A.	N.A.	N.A.	N.A.	N.A.
19"	84"	VTR1984	\$1335	N.A.	N.A.	+\$350	N.A.	N.A.	N.A.	N.A.	N.A.
24"	39"	VTR2439	\$1002	N.A.	N.A.	+\$350	N.A.	N.A.	N.A.	N.A.	N.A.
24"	48"	VTR2448	\$1033	+\$384	+\$384	+\$350	+\$366	N.A.	N.A.	+\$493	N.A.
24"	60"	VTR2460	\$1078	+\$384	+\$384	+\$350	+\$366	N.A.	N.A.	+\$493	N.A.
24"	66"	VTR2466	\$1121	+\$384	+\$384	+\$350	+\$366	N.A.	N.A.	+\$493	N.A.
24"	72"	VTR2472	\$1163	+\$384	+\$384	+\$350	+\$366	N.A.	N.A.	+\$493	N.A.
24"	84"	VTR2484	\$1393	+\$384	+\$384	+\$350	+\$366	N.A.	N.A.	+\$493	N.A.
30"	48"	VTR3048	\$1070	+\$384	+\$384	+\$350	+\$366	+\$520	+\$520	+\$493	+\$506
30"	60"	VTR3060	\$1119	+\$384	+\$384	+\$350	+\$366	+\$520	+\$520	+\$493	+\$506
30"	66"	VTR3066	\$1187	+\$384	+\$384	+\$350	+\$366	+\$520	+\$520	+\$493	+\$506
30"	72"	VTR3072	\$1236	+\$384	+\$384	+\$350	+\$366	+\$520	+\$520	+\$493	+\$506
30"	84"	VTR3084	\$1487	+\$384	+\$384	+\$350	+\$366	+\$520	+\$520	+\$493	+\$506

Verb

 **For Canadian Pricing**
 Multiply U.S. Price by the Canadian price factor.
 ► See page 1 for details.

Media Tables



► Need help?
Product details,
page 294

Standard Includes

- Table: 1½"- thick top, High-Pressure Laminate price group 1
- 3 mm radius profile edge: plastic
- Access legs with non-locking casters: paint group 1
- Reinforcing channels

Required to Specify

- 1 Style number
 - 2 High-Pressure Laminate color number for table
 - 3 Plastic edge band color number for table
 - 4 Paint color number for legs
 - 5 Options, if selected (see below)
- See *Surface Materials*, page 323.

For laminate price group 2 and 3 pricing, please refer to the electronic catalog or SmartTools.

	Options	U.S. Price	Required to Specify
Surface Materials	Legs		
	<ul style="list-style-type: none"> • Paint price group 1 • Paint price group 2 • Paint price group 3 	No cost +\$ 63 +\$104	Specify paint color number. Specify paint color number. Specify paint color number.
	High-Pressure Laminate worksurfaces		
	<ul style="list-style-type: none"> • Laminate price group 2 • Laminate price group 3 • Open Line laminate 	See information at left See information at left +\$102 plus cost of laminate	Specify laminate color number. Specify laminate color number. ► See <i>Surface Materials Reference Manual</i> .
Leg Options	Access legs		
	<ul style="list-style-type: none"> • Locking casters 	No cost	Specify <i>with access legs with locking casters</i> .
	<ul style="list-style-type: none"> • Glides 	-\$ 29	Specify <i>with access legs with glides</i> .
	<ul style="list-style-type: none"> • Two non-locking casters and two glides 	-\$ 12	Specify <i>with access legs with two non-locking casters and two glides</i> .
	Seated height-adjustable post legs		
	<ul style="list-style-type: none"> • Non-locking casters 	+\$384	Specify <i>with seated height-adjustable post leg with non-locking casters</i> .
	<ul style="list-style-type: none"> • Locking casters 	+\$384	Specify <i>with seated height-adjustable post leg with locking casters</i> .
	<ul style="list-style-type: none"> • Glides 	+\$350	Specify <i>with seated height-adjustable post leg with glides</i> .
	<ul style="list-style-type: none"> • Two non-locking casters, two glides 	+\$366	Specify <i>with seated height-adjustable post leg with two non-locking casters and two glides</i> .
	Standing height-adjustable post legs		
	<ul style="list-style-type: none"> • Non-locking casters 	+\$520	Specify <i>with standing height-adjustable post leg with non-locking casters</i> .
	<ul style="list-style-type: none"> • Locking casters 	+\$520	Specify <i>with standing height-adjustable post leg with locking casters</i> .
	<ul style="list-style-type: none"> • Glides 	+\$493	Specify <i>with standing height-adjustable post leg with glides</i> .
	<ul style="list-style-type: none"> • Two non-locking casters, two glides 	+\$506	Specify <i>with standing height-adjustable post leg with two non-locking casters and two glides</i> .
Dock Storage Options	<ul style="list-style-type: none"> • No dock • Side dock and hook (two sets) 	No cost +\$148	Specify <i>with no dock</i> . Specify <i>with dock and hook (two sets)</i> and specify plastic finish.



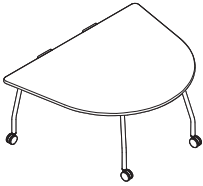
For Canadian Pricing

Multiply U.S. Price by the Canadian price factor.

► See page 1 for details.

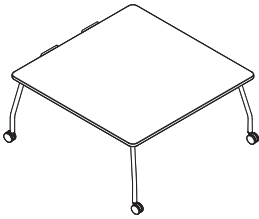
Specification Information

Dimensions		Style	U.S.
D	W	Number	Base Price



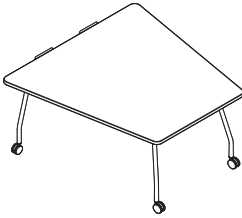
Rounded Table

60"	78"	VTMR6078	\$2266
-----	-----	-----------------	--------



Square Table

60"	60"	VTMS6060	\$1838
-----	-----	-----------------	--------



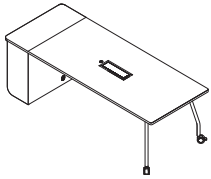
Trapezoid Tables

60"	60"	VTMZ6060	\$1838
60"	84"	VTMZ6084	\$2374



For Canadian Pricing
 Multiply U.S. Price by the
 Canadian price factor.
 ▶ See page 1 for details.

Active Media Tables



► Need help?
Product details,
page 296

Standard Includes

- Table: 1"- thick top, High-Pressure Laminate price group 1
- 3 mm radius profile edge: plastic
- Media case top: High-Pressure Laminate
- Access legs with locking casters: paint price group 1
- 96" Nema power cord
- Electric height-adjustable monitor lift
- Media case power: 3 outlets
- User power channel: 3 outlets, 1 USB, and extron adapter plate or 3 outlets, 1 USB, and 3 knockouts
- Wire management
- Two locking casters

Required to Specify

- 1 Style number
 - 2 Table depth (see below under Required Selections)
 - 3 Table width (see below under Required Selections)
 - 4 High-Pressure Laminate color number for table top and media case
 - 5 Plastic edge band color number for table
 - 6 Paint color number for legs
 - 7 Options, if selected (see below)
- See *Surface Materials*, page 323.

	Required Selections	U.S. Price	Required to Specify
Table Size	Depth		
	<ul style="list-style-type: none"> • 34" • 43" 	Prices at right Prices at right	Specify with 34" depth. Specify with 43" depth.
	Width		
	<ul style="list-style-type: none"> • 61" • 87" 	Prices at right Prices at right	Specify with 61" width. Specify with 87" width.

	Options	U.S. Price	Required to Specify
Surface Materials	High-Pressure Laminate worksurfaces		
	<ul style="list-style-type: none"> • Laminate price group 2 • Laminate price group 3 • Open Line laminate 	See information at left See information at left +\$102 plus cost of laminate	Specify laminate color number. Specify laminate color number. ► See <i>Surface Materials Reference Manual</i> .
	Legs		
	<ul style="list-style-type: none"> • Paint price group 1 • Paint price group 2 • Paint price group 3 	No cost +\$ 63 +\$104	Specify paint color number. Specify paint color number. Specify paint color number.
Legs	Access legs		
	<ul style="list-style-type: none"> • Locking casters • Glides 	No cost -\$ 12	Specify with locking casters. Specify with glides.
Media Case Power	<ul style="list-style-type: none"> • 3 outlets • 5 outlets 	No cost +\$105	Specify with 3 outlets in the media case. Specify with 5 outlets in the media case.
User Power Channel	<ul style="list-style-type: none"> • 3 outlet, 1 USB, and extron adapter plate 	No cost	Specify with 3 outlet, 1 USB, and extron adapter plate configuration.
	<ul style="list-style-type: none"> • 3 outlet, 1 USB, and 3 knockouts 	No cost	Specify with 3 outlet, 1 USB, and 3 knockouts plate configuration.
Power Plug Type	<ul style="list-style-type: none"> • NEMA plug • Thread low profile 	No cost +\$ 40	Specify with NEMA plug configuration. Specify with Thread low profile configuration.
Dock Storage Accessories	Side dock and hook		
	<ul style="list-style-type: none"> • No side dock and hook • One side dock and hook 	No cost +\$ 74	Specify with no side dock and hook. Specify with one side dock and hook.
	Stow hook		
	<ul style="list-style-type: none"> • No stow hook • One stow hook 	No cost +\$ 49	Specify with no stow hook. Specify with one stow hook.

For laminate price group 2 and 3 pricing, please refer to the electronic catalog or SmartTools.

Tip: Access legs were designed specifically for 1" tops.

Tip: If you need to power more than one additional piece of technology specify with five outlets.

Tip: If a simple HDMI or VGA connection is needed, route a 15' cord through the table.

Tip: USB port is dual USB-A.



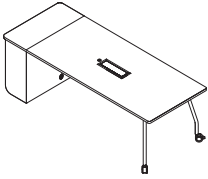
For Canadian Pricing

Multiply U.S. Price by the Canadian price factor.

► See page 1 for details.

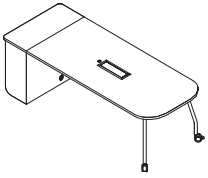
Specification Information

• Style Number	• Dimensions Depth	• U.S. Base Prices	
		• Widths	
		61"W	87"W



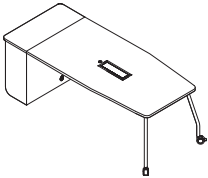
Rectangle Active Media Tables

VTAMRT2	34"	\$8348	\$8763
	43"	\$8997	\$9412



Rounded Active Media Tables

VTAMRD2	34"	N.A.	\$8872
	43"	N.A.	\$9521



Tapered Media Tables

VTAMTP2	34"	N.A.	\$8872
	43"	N.A.	\$9521



 **For Canadian Pricing**
 Multiply U.S. Price by the Canadian price factor.
 ▶ See page 1 for details.

► Options, continued from previous page

	Options	U.S. Price	Required to Specify
Legs	Leg type		
	• Cast	No cost	Specify with <i>cast legs</i> and select paint color number.
	• Tube	-\$136	Specify with <i>tube legs</i> and select paint color number.
	Caster type		
	• Two locking casters and two non-locking casters	No cost	Specify with <i>two locking casters and two non-locking casters</i> .
	• Four locking casters	No cost	Specify with <i>four locking casters</i> .
Dock Storage	Side dock and hook		
	• No side dock and hook	No cost	Specify with <i>no side dock and hook</i> .
	• One side dock and hook	+\$ 72	Specify with <i>one side dock and hook</i> .
	• Two side docks and hook	+\$144	Specify with <i>two side docks and hook</i> .
	Stow hook		
	• No stow hook	No cost	Specify with <i>no stow hook</i> .
	• One stow hook	+\$ 48	Specify with <i>one stow hook</i> .
	• Two stow hooks	+\$ 96	Specify with <i>two stow hooks</i> .
	Center dock		
	• No center dock	No cost	Specify with <i>no center dock</i> .
• One center dock	+\$ 48	Specify with <i>one center dock</i> .	
• Two center docks	+\$ 96	Specify with <i>two center docks</i> .	

Tip: Cast legs come standard with Verb flip-top tables.

Tip: Cast legs and tubes legs do not nest together.

Tip: Flip-top dock and hook options only support two whiteboards per hook.

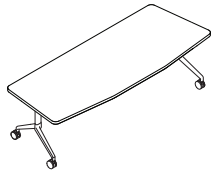
Tip: Center docks on flip-top tables do not have storage well.

Specification Information

• Style Number	• Dimensions Depth	• U.S. Base Prices					
		• Widths					
		39"W	48"W	60"W	66"W	72"W	84"W

Chevron Flip-Top Tables

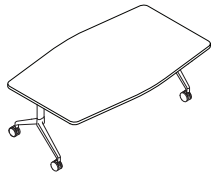
VTCF	19"	24"	30"	N.A.	N.A.	\$1888	\$1912	\$1935	\$2117
				N.A.	N.A.	\$1935	\$1965	\$1995	\$2188
				N.A.	N.A.	\$1995	\$2033	\$2071	\$2271



Tip: For both cast and tube legs, the 19"D table legs are different and do not nest with 24"D or 30"D table legs.

Team Flip-Top Tables

VTF	24"	30"	N.A.	N.A.	\$1978	N.A.	\$2071	\$2165
			N.A.	N.A.	\$2048	N.A.	\$2156	\$2305

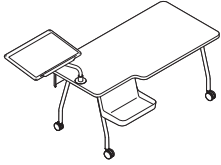


Rectangle Flip-Top Tables

VTRF	19"	24"	30"	\$1772	\$1810	\$1846	\$1880	\$1912	\$2110
				\$1803	\$1827	\$1870	\$1912	\$1949	\$2165
				N.A.	\$1865	\$1925	\$1972	\$2020	\$2251



Teaching Stations



► Need help?
Product details,
page 300

Standard Includes

- Table: 1½"- thick top, High-Pressure Laminate price group 1
- 3 mm radius profile edge: plastic
- Lectern: urethane edge with laminate
- Access legs with non-locking casters: paint price group 1
- Storage caddy and lectern arm: paint price group 1, if selected
- Modesty panel: paint price group 1, if selected

Required to Specify

- 1 Style number
 - 2 High-Pressure Laminate color number for table
 - 3 Plastic edge band color number for table
 - 4 Lectern finish color number
 - 5 Paint color number for legs
 - 6 Paint color number for storage caddy and lectern arm, if selected
 - 7 Paint color number for modesty panel, if selected
 - 8 Options, if selected (see below)
- See *Surface Materials*, page 323.

	Options	U.S. Price	Required to Specify
Surface Materials	Legs		
	• Paint price group 1	No cost	Specify paint color number.
	• Paint price group 2	+\$ 63	Specify paint color number.
	• Paint price group 3	+\$104	Specify paint color number.
	Lectern Arm		
	• Paint price group 1	No cost	Specify paint color number.
• Paint price group 2	+\$ 12	Specify paint color number.	
	Lectern Arm and Storage Caddy		
	• Paint price group 1	No cost	Specify paint color number.
	• Paint price group 2	+\$ 48	Specify paint color number.
	Modesty panel		
	• Paint price group 1	No cost	Specify paint color number.
	• Paint price group 2	+\$ 33	Specify paint color number.
	• Paint price group 3	+\$ 52	Specify paint color number.
	High-Pressure Laminate worksurfaces		
	• Laminate price group 2	See information at left	Specify laminate color number.
	• Laminate price group 3	See information at left	Specify laminate color number.
	• Open Line laminate	+\$102 plus cost of laminate	► See <i>Surface Materials Reference Manual</i> .
Cup Holder	• Cup holder on lectern	+\$ 51	Specify <i>with cup holder</i> .
Leg Options	Access legs		
	• Locking casters	No cost	Specify <i>with access leg with locking casters</i> .
	• Glides	-\$ 29	Specify <i>with access leg with glides</i> .
	• Two non-locking casters and two glides	-\$ 12	Specify <i>with access leg with two casters and two glides</i> .
Modesty Panel	• Steel modesty panel on teaching station without storage caddy	+\$286	Specify <i>with modesty panel</i> and select paint color number.
Reinforcing Channel	• Reinforcing channel on 60" and 72" units	+\$ 75	Specify <i>with reinforcing channel</i> .

For laminate price group 2 and 3 pricing, please refer to the electronic catalog or SmartTools.

Tip: Modesty panels are standard on teaching stations with storage caddy.



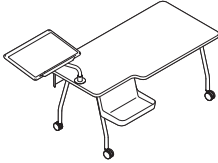
For Canadian Pricing

Multiply U.S. Price by the Canadian price factor.

► See page 1 for details.

Specification Information

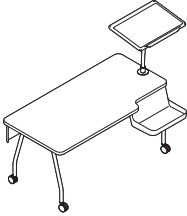
Dimensions		Style	U.S.
D	W	Number	Base Price



Station with Storage Caddy and Modesty Panel

Left-Hand Stations

30"	50"	VTSC3050L ✕10/23	\$2919
30"	60"	VTSC3060L ✕10/23	\$2977
30"	72"	VTSC3072L ✕10/23	\$3077



Station with Storage Caddy and Modesty Panel

Right-Hand Stations

30"	50"	VTSC3050R ✕10/23	\$2919
30"	60"	VTSC3060R ✕10/23	\$2977
30"	72"	VTSC3072R ✕10/23	\$3077



Station without Storage Caddy

30"	50"	VTSN3050	\$2218
30"	60"	VTSN3060	\$2273
30"	72"	VTSN3072	\$2372

 **For Canadian Pricing**
 Multiply U.S. Price by the Canadian price factor.
 ▶ See page 1 for details.

✕10/23 = Last order entry
 October 15, 2023



Personal Whiteboard



Standard Includes	Required to Specify
-------------------	---------------------

- | | |
|--|--------------|
| • Two-sided e ³ CeramicSteel with urethane edge molding | Style number |
|--|--------------|

Specification Information			
Dimensions		Style	U.S.
H	W	Number	Price

23"	18"	VWB2	\$279
-----	-----	-------------	-------



For Canadian Pricing
Multiply U.S. Price by the
Canadian price factor.
▶ See page 1 for details.

Easel



Standard Includes		Required to Specify
<ul style="list-style-type: none"> ▶ Need help? Product details, page 301 	<ul style="list-style-type: none"> • Steel display shelves: 7360 Merle • Frame/legs: paint price group 1 • Casters: black • Trough: 6249 Platinum Solid • Shipped assembled/wrapped 	<ul style="list-style-type: none"> 1 Style number 2 Frame/leg paint color number 3 Options, if selected (see below) ▶ See <i>Surface Materials</i>, page 323.

Options	U.S. Price	Required to Specify
Surface Materials <ul style="list-style-type: none"> • Paint price group 1 • Paint price group 2 	Frame/legs <ul style="list-style-type: none"> • Paint price group 1: No cost • Paint price group 2: +\$48 	<ul style="list-style-type: none"> Specify paint color number. Specify paint color number.

Specification Information			
Dimensions		Style	U.S. Base
D	W	Number	Price
24"	36"	VE36	\$2305

**For Canadian Pricing**

Multiply U.S. Price by the Canadian price factor.

▶ See page 1 for details.

Wall Track



Tip: The wall track style numbers come with four or five hooks. Additional wall track hooks are available.

Standard Includes	Required to Specify
<ul style="list-style-type: none"> ▶ Need help? Product details, page 301 • Anodized aluminum track • Cork insert • Plastic hooks 	<ul style="list-style-type: none"> Style number

Specification Information			
• Dimensions	• Number	• Style	• U.S.
D W	of Plastic	Number	Price
	Hooks		
1"	4	VWT6	\$388
1"	5	VWT8	\$476
:	:	:	:

Wall Track

1"	6'	4	VWT6	\$388
1"	8'	5	VWT8	\$476
:	:	:	:	:

Wall Track Hook

	1	VWTH	\$ 34
:	:	:	:



For Canadian Pricing

Multiply U.S. Price by the Canadian price factor.

▶ See page 1 for details.

Surface Materials

This listing includes all the surface material choices that are available for the products in this specification guide.

Resources

For more information about surface materials, refer to the following resources:

Additional surface materials specification tools are available to assist you in the specification process—the Surface Materials Binders.

The global surface materials palette is a core collection of finishes that is available across multiple geographies (Americas/EMEA – Europe, Middle East, and Africa/APAC – Asia Pacific) and on global product lines, where applicable. For a list of finishes included in the offering, see the Surface Materials Reference Manual. Additional details, like product approvals by geography and finish number conversions, can also be found in the Surface Materials Reference Manual or see www.steelcase.com/surface-materials.

Surface Materials Binders

- Surface Materials Reference Manual
- A complete set of swatch cards for hard surfaces, vertical surface fabrics, and seating upholstery.

Paint

Steelcase Surfaces

Price Group 1

- Applies to:
- Legs and modesty panels on chevron tables, rectangle tables, and teaching stations.
 - Legs on personal tables, team tables, trapezoid tables, media tables, and active media tables

Textured Paint

- 7207 Black
- 7225 Sand
- 7241 Arctic White
- 7243 Seagull
- 7278 Dark Bronze
- 7360 Merle

Price Group 2

- Smooth Metallic Paint**
- 4750 Champagne Metallic
 - 4798 Sterling Metallic
 - 4799 Platinum Metallic

Textured Metallic Paint

- 7246 Midnight Metallic

Applies to:

- Easel frame/legs
- Teaching station caddy/lectern arm

Price Group 1

- Textured Paint**
- 7360 Merle

Price Group 2

- Smooth Metallic Paint**
- 4750 Champagne Metallic
 - 4799 Platinum Metallic

Applies to:

- Legs and modesty panels on chevron tables, rectangle tables, and teaching stations
- Legs on personal tables, team tables, trapezoid tables, media tables, and active media tables

Price Group 3

Accent Paint

- 1ATG Rose Quartz
- 4AV3 Blue Jay
- 4AV4 Baltic
- 4AX1 Citron
- 4AY2 Chili
- 4AZ5 Marlin
- 4CL1 Dark Olivine
- 4CL2 Ice Blue
- 4CL3 Aura
- 4CL4 Sea Glass
- 4CL5 Light Matcha
- 4CL6 Terra
- 4CL7 Sandstone
- 4CL8 Smokey Plum
- 4CZ5 Honey
- 4CZ6 Lagoon
- 4CZ8 Light Peacock

Custom Surfaces

Price Group 3

PerfectMatch

PerfectMatch is a service that allows you to create your own paint color. Refer to the *Surface Materials Reference Manual* for more information about this program.

Laminate

Applies to:

- Worksurface on personal tables, chevron tables, team tables, trapezoid tables, rectangle tables, media tables, active media tables, flip-top tables, and teaching stations

Steelcase Surfaces

High-Pressure Laminate

Price Group 1

- Fiber Laminate**
- 2850 Vanadium Fiber
 - 2852 Tungsten Fiber
 - 2854 Vellum Fiber **E**
 - 2860 Granite Fiber
 - 2862 Stucco Fiber **E**

Micro Laminate

- 2920 Marl Micro
- 2921 Gypsum Micro
- 2922 Clay Micro

Patina Laminate

- 2870 Blonde Bronze Patina
- 2873 Instant Iron Patina

Solid Laminate

- 2722 Cream **E**
- 2730 Arctic White
- 2746 Black
- 2759 Warm White
- 2811 Mist **E**
- 2883 Seagull
- 2884 Milk
- 2885 Dune
- 2HAA Persian Salt
- 2HAB Rose
- 2HAC Indigo
- 2HAD Green Citrine
- 2HAE Dark Olivine
- 2HAF Cloudy
- 2HMG Merle

Speckle Laminate

- 2820 Coffee Speckle **E**
 - 2823 Driftwood Speckle
 - 2824 Smoke Speckle
 - 2825 Vanadium Speckle
- Tip: Some wood veneer finishes and woodgrain laminates share the same name. Because of the difference in materials, veneers and laminates of the same name are not an exact match but do coordinate with each other.*

Woodgrain Laminate

- 2406 Clear Cherry **E**
- 2409 Clear Maple
- 2410 Graphite Walnut
- 2412 Natural Cherry
- 2422 Medium Cherry
- 2511 Winter on Maple
- 2535 Virginia Walnut
- 2536 Blackwood **E**
- 2538 Clear Walnut
- 2592 Blonde on Maple **E**
- 2612 Marbled Maple **E***
- 2614 Chocolate Walnut **E***
- 2615 Marbled Cherry **E***
- 2714 Natural Walnut **E**
- 2HAK Clear Oak
- 2HAN Ash Noce
- 2HAT Acacia
- 2HAW Ash Wenge
- 2HBN Bisque Noce
- 2HBW Bisque Wenge
- 2HCN Clay Noce
- 2HCW Clay Wenge
- 2HSN Storm Noce
- 2HSW Storm Wenge
- 2HWA Grey Kingswood
- 2HWB Planked Walnut
- 2HWD Resolute Walnut
- 2HWE Natural Recon
- 2HWF Smoked Walnut
- 2HWU Clay
- 2HWV Chalk

Price Group 2

Textured Laminate

- 2TH2 Fawn Cypress
- 2TH4 Saddle Oak
- 2TH5 Veranda Teak
- 2TH7 Walnut Heights
- 2UH1 Reclaimed Aggregate
- 2UH2 Reclaimed Gravel
- 2UH4 Cement*
- 2UH6 Sheetrock

*2612 Marbled Maple, 2614 Chocolate Walnut, 2615 Marbled Cherry, and 2UH4 Cement have limited availability, determined by product sizing and/or options.

Price Group 3

- Applies to:
- Flip-top tables

Solid Laminate

- 24H1 Satin White
- 24H2 Satin Black
- 24H3 Satin Stone
- 24H4 Satin Mocha

Custom Surfaces

Open Line Laminate (OLL)

This service allows you to order non-standard laminate at an additional processing fee of \$102 U.S. per unit, plus the cost of the laminate.

High-Pressure Laminate pricing does not include premium or digitally printed patterns from any suppliers. Laminate cost may also vary for basic or standard laminates from other suppliers. Please contact the OLL consultant at 616.475.2426 for pricing. The cost of the laminate will be added to your invoice as a separate line on the acknowledgement.

When processing orders for Open Line Laminate on Verb, specify 2900 in the laminate finish field and enter the OLL manufacturer information. Enter the required edge finish as you would a standard laminate.

Laminate Approval and Material Requirements

To confirm whether a particular laminate has already been tested for use on a specific Steelcase product or to determine material square foot requirements:

- Visit www.steelcase.com

For additional information, refer to the *Steelcase Surface Materials Reference Manual*.

E = Established

Surface Materials, continued

Plastic**Steelcase Surfaces**

Applies to:

- Edge on personal tables, chevron tables, team tables, trapezoid tables, rectangle tables, media tables, flip-top tables, active media tables, and teaching stations

6000 Black	6635 Dawn E
6009 Arctic White	6636 Mist
6034 Natural Cherry	6654 Sand
6036 Medium Cherry	6655 Warm White
6037 Winter on Maple	6695 Midnight
6038 Blonde on Maple E	6697 Fog
6041 Natural Walnut E	6698 Fieldstone
6052 Milk	66WA Grey Kingswood
6053 Seagull	66WB Planked Walnut
6169 Stone	66WD Resolute Walnut
6170 Mocha	66WE Natural Recon
61AA Persian Salt	66WF Smoked Walnut
61AB Rose	66WU Clay
61AC Indigo	66WV Chalk
61AD Green Citrine	6703 Ash Wenge
61AE Dark Olivine	6704 Storm Wenge
61AF Cloudy	6705 Bisque Wenge
6213 Acacia	6706 Clay Wenge
6219 Clear Oak E	6707 Ash Noce
6231 Graphite Walnut	6708 Bisque Noce
6237 Clear Maple	6709 Clay Noce
6242 Virginia Walnut	6710 Storm Noce
6243 Blackwood E	6T02 Fawn Cypress
6245 Clear Walnut	6T04 Saddle Oak
6249 Platinum Solid	6T05 Veranda Teak
6271 Plywood	6T07 Walnut Heights
6527 Merle	6T08 Aggregate
6618 White	6T09 Gravel
6619 Ice E	6T10 Cement
6631 Cream E	6T12 Sheetrock

Tip: Light color plastic edges are susceptible to degradation due to normal wear and tear. Staining (e.g., ball point pen or clothing dyes such as blue jeans) and dirt effects are more pronounced in light colors and are not considered defects.

Applies to:

- Dock and hooks on personal tables, chevron tables, team tables, trapezoid tables, rectangle tables, and active media tables

6059 Sterling Dark Solid
6249 Platinum Solid
6259 Midnight
6337 Element


E = Established




Lectern Surface**Steelcase Surfaces**

Lectern laminate color defaults based on the urethane color.

Urethane Edge:	Laminate:
6059 Sterling Dark Solid	2883 Seagull
6249 Platinum Solid	2883 Seagull
6337 Element	2885 Dune

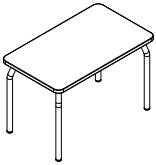
Understanding and Specifying Agree by Smith System



Statement of Line	326
	
Understanding	328
Personal Tables	329
Student Tables	330
	
Specifying	
Personal Tables	331
Student Tables	332
	
Surface Materials	334

Statement of Line

Personal Tables



Understanding
▶ Page 329
Specifying
▶ Page 331

Rectangle Tables

	34"W	40"W
20"D	●	
24"D	●	●



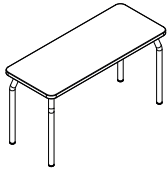
Understanding
▶ Page 329
Specifying
▶ Page 331

Keystone Tables

	34"W
20"D	●
24"D	●

Statement of Line

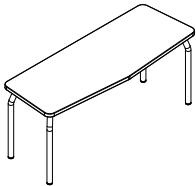
Student Tables



Understanding
 ▶ Page 330
 Specifying
 ▶ Page 332

Rectangle Tables

	48"W	60"W	72"W
20"D	●	●	
24"D	●	●	
30"D	●	●	●



Understanding
 ▶ Page 330
 Specifying
 ▶ Page 332

Chevron Tables

	60"W
20"D	●
24"D	●
30"D	●



Understanding
 ▶ Page 330
 Specifying
 ▶ Page 332

Trapezoid Tables

	60"W
30"D	●

Agree Tables

Agree by Smith System

is a curated collection of classroom tables designed to support a variety of learning modes with access to collaborative tools.

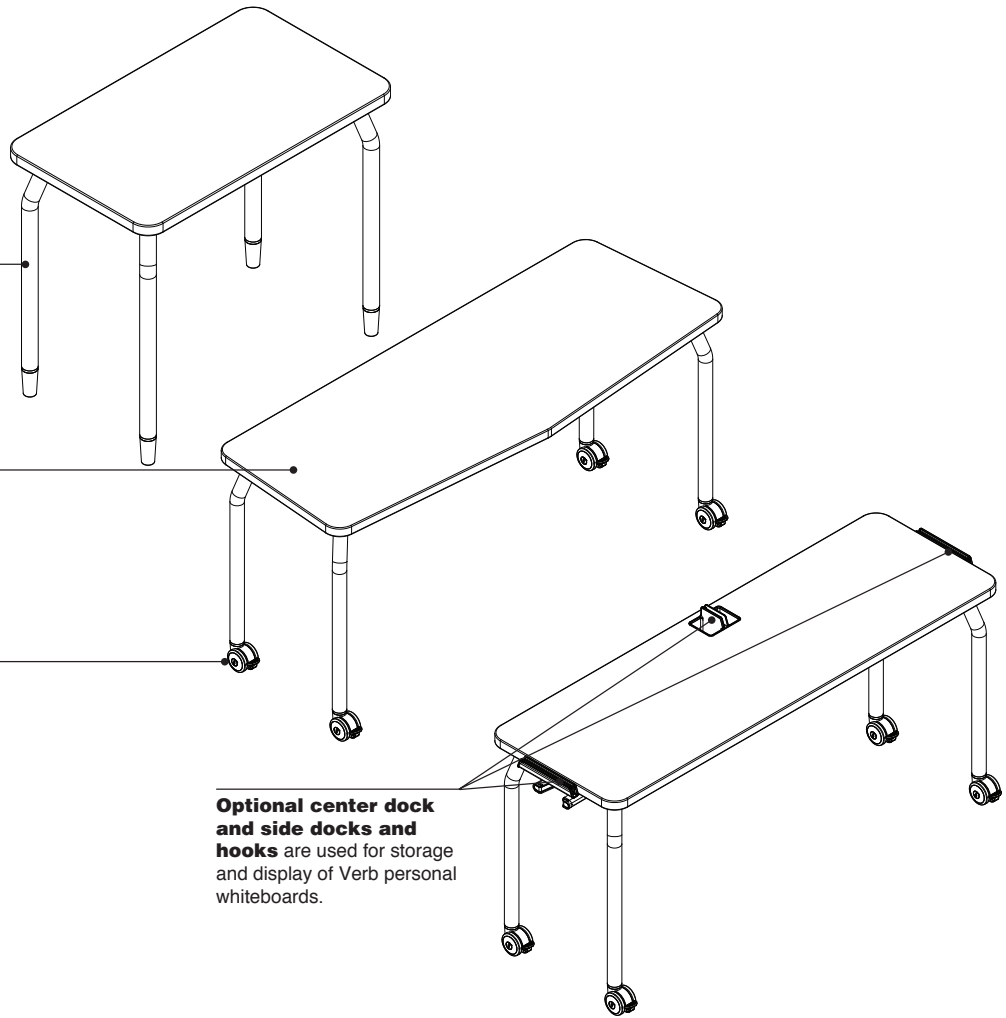
Agree leverages Smith System manufacturing but is available exclusively through Steelcase dealers.

Tables are available with seated-height tube legs and come standard with hard nylon glides.

Agree worksurfaces are 1 1/8" thick and offered with High-Pressure Laminate and a plastic edge band.

Soft felt glides or soft casters are available as an option with an upcharge.

Optional center dock and side docks and hooks are used for storage and display of Verb personal whiteboards.

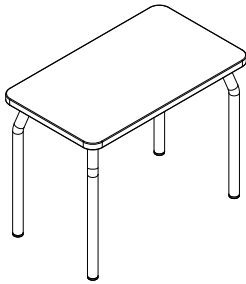


Personal Tables

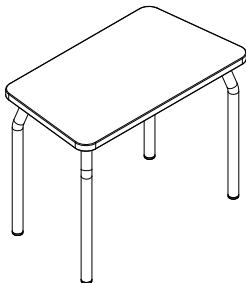
Product Details

Agree personal tables are designed for active learning environments where flexibility and student engagement are essential. Personal tables allow for focused individual work and are easily reconfigured to also support collaborative learning.

Personal tables comes in rectangle and keystone shapes to support active learning in a small footprint.



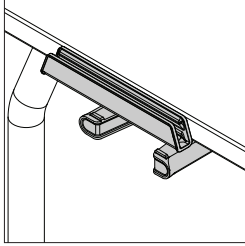
The rectangle shape table supports more traditional configurations in small footprints.



The keystone shape table provides the optimal reconfiguration capability in a small footprint and can achieve the same arc created in lecture applications as the chevron table.

The 24"X40" personal table meets ADA requirements.

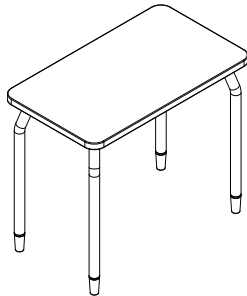
Worksurfaces are 1 1/8" wood-core with High-Pressure Laminate top and plastic 3 mm edge band. All corners have a 2" radius.



Side docks allow display of whiteboards on the tables. For best result, rock the board into place rather than pressing straight down.

Side hooks allow storage of up to four boards per hook, except on tables with 20" depth, which holds one whiteboard.

Tip: Only one side dock and hook are available on personal tables.



Personal tables come standard with hard nylon glides. Legs are also available with four soft locking casters or soft felt glides. Table height is 28 1/2". When glides are selected, the color will match the selected table leg color. Casters are only available in black.

Surface Materials

Top

- High-Pressure Laminate

3 mm radius profile edge

- Plastic

Legs

- Paint

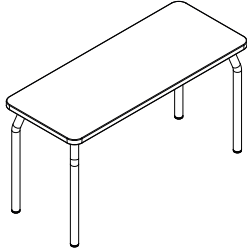
Dock and hooks

- 6059 Sterling Dark Solid

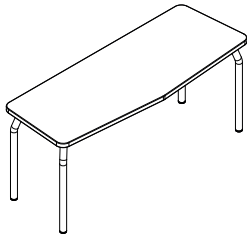
Student Tables

Product Details

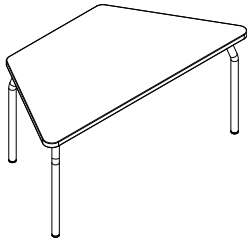
Agree student tables are available in rectangle, chevron, and trapezoid shapes.



The rectangle shape tables can be used for more traditional applications and are available in 48", 60", and 72" widths.

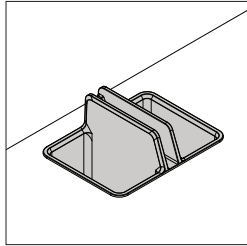


The chevron shape tables provide a sense of personal space division, as well as creating a subtle arc when in lecture mode to allow line of sight to everyone in the row. Chevron tables are available in 60" width.



The trapezoid shape table is designed specifically for small group work and project teams. Each table can accommodate three people.

Worksurfaces are 1 1/8" wood-core with High-Pressure Laminate top and plastic 3 mm edge band. All corners have a 2" radius.



Center docks are optional and used to provide a storage area for markers, erasers, and other items students may bring, as well as providing a whiteboard dock to support test mode.

Tip: Center docks are only available on 60" and 72" wide tables. Center docks are not available on trapezoid tables.

Side docks allow display of whiteboards on the tables. For best results, rock boards into place rather than pressing straight down. Side hooks allow storage for up to four boards per hook. Side docks and hooks are only offered in sets of two (used on both sides of the table) on student and trapezoid tables.

Student tables come standard with hard nylon glides. Legs are also available with four soft locking casters or soft felt glides. Table height is 28 1/2". When glides are selected, the color will match the selected table leg color. Casters are only available in black.

Reinforcing channels are used on 60" and 72" wide tables to minimize deflection over time. Reinforcing channels are not used on trapezoid tables.

Surface Materials

Top

- High-Pressure Laminate

3 mm radius profile edge

- Plastic

Legs

- Paint

Dock and hooks

- 6059 Sterling Dark Solid

Agree

Personal Tables

Tip: Edge band finish is not user selectable and is applied based on laminate color selected.

Tip: Soft felt glides are for use on non-carpeted floors.

Tip: Casters are only available in black. When glides are selected, the color will match selected leg finish.

Tip: Docks and hooks are only available in 6059 Sterling Dark Solid.

Tip: Personal tables are not available with two side docks and hooks. Center docks are not available on personal tables.

Tip: Hooks for whiteboards hold one whiteboard on tables with 20" depth. On all other depths, hooks hold up to four whiteboards.



*Tip: **SLRR2440** is ADA compliant.*



*Tip: **SLRK20** is only available with glides.*



For Canadian Pricing
Multiply U.S. Price by the Canadian price factor.
▶ See page 1 for details.

Standard Includes		Required to Specify	
▶ Need help? Product details, page 329	<ul style="list-style-type: none"> Table: 1½" thick top: High-Pressure Laminate 3 mm radius profile edge: plastic Tube legs with hard nylon glides: paint 	<ol style="list-style-type: none"> Style number High-Pressure Laminate color number for table Paint color number for legs Options, if selected (see below) 	▶ See <i>Surface Materials</i> , page 334.

Options	U.S. Price	Required to Specify	
Leg	Tube legs		
	<ul style="list-style-type: none"> Hard nylon glides Soft felt glides Soft locking casters 	No cost +\$100 +\$110	Specify with <i>hard glides</i> . Specify with <i>soft felt glides</i> . Specify with <i>soft locking casters</i> .
Dock Storage Accessories	Side dock and hook		
	<ul style="list-style-type: none"> No side dock and hook One side dock and hook 	No cost +\$ 74	Specify with <i>no side dock and hook</i> . Specify with <i>one side dock and hook</i> .
Related Products	<ul style="list-style-type: none"> Verb personal whiteboard Verb easel Verb wall track 		▶ Page 320 ▶ Page 321 ▶ Page 322

Specification Information

Dimensions D W	Style Number	U.S. Base Price
-------------------	-----------------	-----------------------

Rectangle Personal Tables

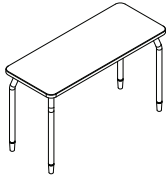
20"	34"	SLRR2034	\$739
24"	34"	SLRR2434	\$752
24"	40"	SLRR2440	\$802

Keystone Personal Tables

20"	34"	SLRK20	\$739
24"	34"	SLRK24	\$752

Agree

Student Tables



Tip: Edge band finish is not user selectable and is applied based on laminate color selected.

Tip: Soft felt glides are for use on non-carpeted floors.

Tip: Casters are only available in black. When glides are selected, the color will match selected leg finish.

Tip: Docks and hooks are only available in 6059 Sterling Dark Solid.

Tip: Student tables can not be specified with only one side dock and hook. Center docks are only available on 60" and 72" wide tables. Center docks are not available on trapezoid tables.

Tip: Hooks for whiteboards hold one whiteboard on tables with 20" depth. On all other depths, hooks hold up to four whiteboards.

Standard Includes	Required to Specify
<ul style="list-style-type: none"> ▶ Need help? Product details, page 330 • Table: 1½" thick top: High-Pressure Laminate • 3 mm radius profile edge: plastic • Tube legs with hard nylon glides: paint 	<ol style="list-style-type: none"> 1 Style number 2 High-Pressure Laminate color number for table 3 Paint color number for legs 4 Options, if selected (see below) <p>▶ See <i>Surface Materials</i>, page 334.</p>

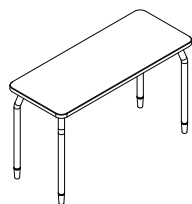
Options	U.S. Price	Required to Specify
Leg Tube legs <ul style="list-style-type: none"> • Hard nylon glides • Soft felt glides • Soft locking casters 	<p>No cost</p> <p>+\$100</p> <p>+\$110</p>	<p>Specify with <i>hard glides</i>.</p> <p>Specify with <i>soft felt glides</i>.</p> <p>Specify with <i>soft locking casters</i>.</p>
Dock Storage Accessories Side dock and hook <ul style="list-style-type: none"> • No side dock and hook • Two side docks and hooks 	<p>No cost</p> <p>+\$148</p>	<p>Specify with <i>no side dock and hook</i>.</p> <p>Specify with <i>two side docks and hooks</i>.</p>
Center dock <ul style="list-style-type: none"> • No center dock • One center dock 	<p>No cost</p> <p>+\$ 50</p>	<p>Specify with <i>no center dock</i>.</p> <p>Specify with <i>one center dock</i>.</p>
Related Products <ul style="list-style-type: none"> • Verb personal whiteboard • Verb easel • Verb wall track 		<p>▶ Page 320</p> <p>▶ Page 321</p> <p>▶ Page 322</p>



For Canadian Pricing
 Multiply U.S. Price by the Canadian price factor.
 ▶ See page 1 for details.

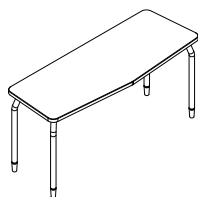
Specification Information

Dimensions		Style Number	U.S. Base Price
D	W		



Rectangle Student Tables

20"	48"	SLRR2048	\$810
20"	60"	SLRR2060	\$842
24"	48"	SLRR2448	\$826
24"	60"	SLRR2460	\$862
30"	48"	SLRR3048	\$856
30"	60"	SLRR3060	\$895
30"	72"	SLRR3072	\$989
:	:	:	:



Chevron Student Tables

20"	60"	SLRC20	\$879
24"	60"	SLRC24	\$919
30"	60"	SLRC30	\$970
:	:	:	:



Trapezoid Student Table

30"	60"	SLRT	\$975
:	:	:	:



For Canadian Pricing
 Multiply U.S. Price by the
 Canadian price factor.
 ▶ See page 1 for details.

Surface Materials

This listing includes all the surface material choices that are available for the products in this specification guide.

Resources

For more information about surface materials, refer to the following resources:

Additional surface materials specification tools are available to assist you in the specification process—the Surface Materials Binders.

The global surface materials palette is a core collection of finishes that is available across multiple geographies (Americas/EMEA – Europe, Middle East, and Africa/ APAC – Asia Pacific) and on global product lines, where applicable. For a list of finishes included in the offering, see the Surface Materials Reference Manual. Additional details, like product approvals by geography and finish number conversions, can also be found in the Surface Materials Reference Manual or see www.steelcase.com/surface-materials.

Surface Materials Binders include:

- Surface Materials Reference Manual
- A complete set of swatch cards for hard surfaces, vertical surface fabrics, and seating upholstery.

Paint

Steelcase Surfaces

Price Group 1

Applies to:

- Agree table legs

Smooth Paint

4241 Platinum Grey
4710 Low Gloss Black

Laminate

Applies to:

- Agree worksurfaces

Steelcase Surfaces

High-Pressure Laminate

Price Group 1

Solid Laminate
2730 Arctic White

Woodgrain Laminate

2409 Clear Maple
2535 Virginia Walnut
2HAW Ash Wenge
2HCW Clay Wenge
2HSW Storm Wenge

Plastic

Steelcase Surfaces

Applies to:

- Agree edge bands

6009 Arctic White
6237 Clear Maple
6242 Virginia Walnut
6703 Ash Wenge
6704 Storm Wenge
6706 Clay Wenge

Tip: Edge band finish is not user selectable and is applied based on laminate color selected.

Tip: Light color plastic edges are susceptible to degradation due to normal wear and tear. Staining (e.g., ball point pen or clothing dyes such as blue jeans) and dirt effects are more pronounced in light colors and are not considered defects.

Applies to:

- Dock and hooks

6059 Sterling Dark Solid

Understanding and Specifying Elbrook



Statement of Line **336**



Understanding

Elbrook **338**

Table Shapes **341**



Specifying

Elbrook **344**



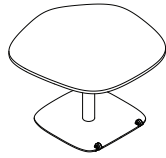
Surface Materials **350**

Statement of Line

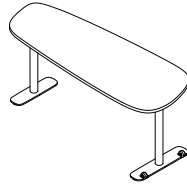
Tables



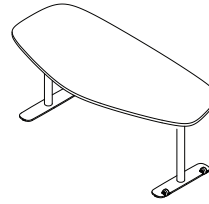
Personal
Understanding
▶ Page 338
Specifying
▶ Page 344



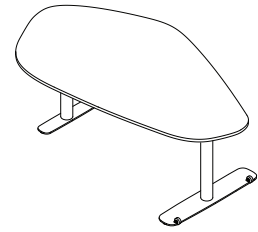
Huddle
Understanding
▶ Page 338
Specifying
▶ Page 344



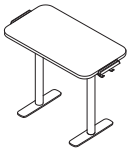
Team
Understanding
▶ Page 338
Specifying
▶ Page 344



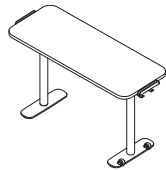
Group
Understanding
▶ Page 338
Specifying
▶ Page 344



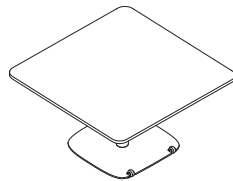
Collaborative
Understanding
▶ Page 338
Specifying
▶ Page 344



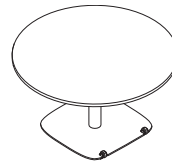
Personal Rectangle
Understanding
▶ Page 338
Specifying
▶ Page 346



Rectangle
Understanding
▶ Page 338
Specifying
▶ Page 346



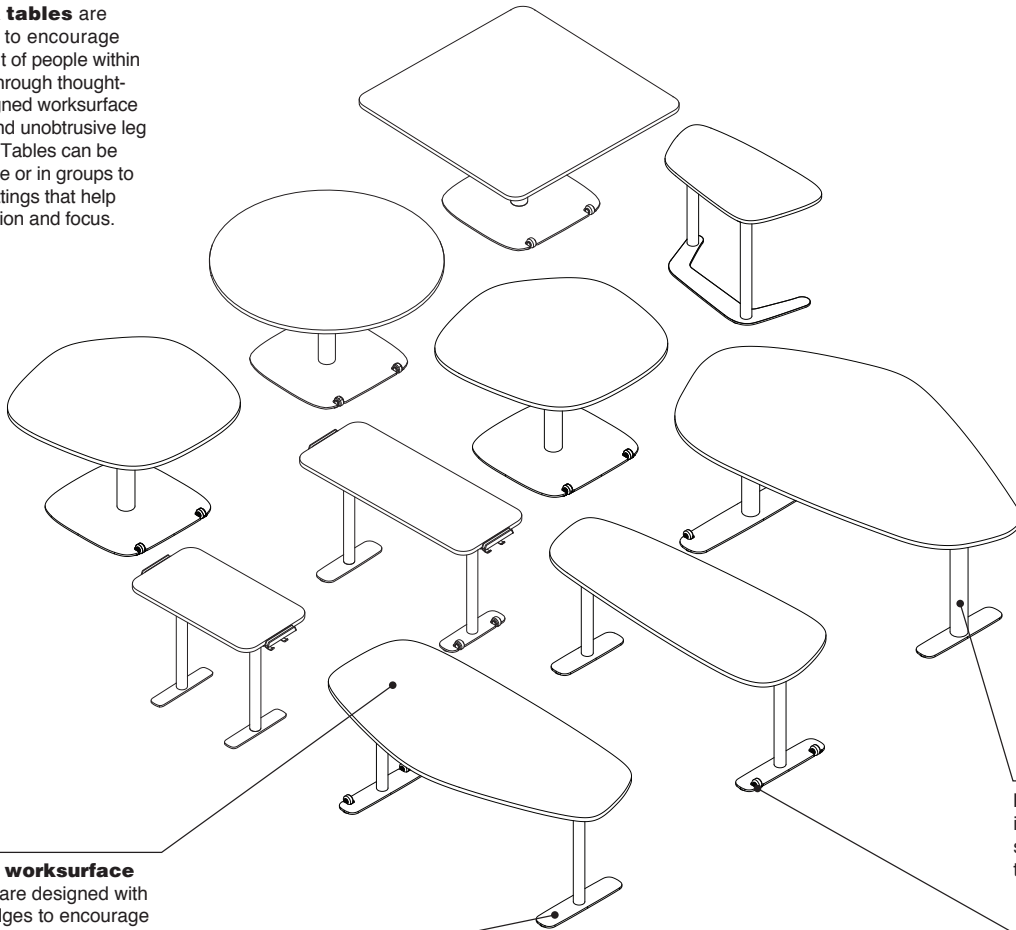
Square
Understanding
▶ Page 338
Specifying
▶ Page 348



Round
Understanding
▶ Page 338
Specifying
▶ Page 348

Elbrook

Elbrook tables are designed to encourage movement of people within a space through thoughtfully designed worksurface shapes and unobtrusive leg supports. Tables can be used alone or in groups to create settings that help collaboration and focus.



Elbrook worksurface shapes are designed with curved edges to encourage gathering on any side of the table.

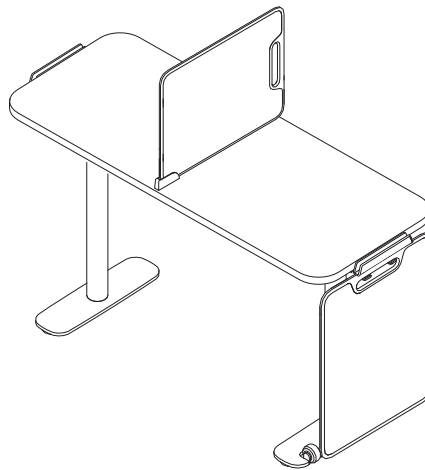
Low profile bases are unobtrusive as users pull up to work.

Lounge, seated, and standing heights are available for a variety of spaces.

The Elbrook rectangle table supports worktools such as the Verb personal whiteboards, side dock and hooks, center docks, and fabric modesty panels.

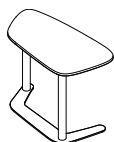
Recessed table legs are inset to allow maximum knee space while sitting around the table.

Skateboard wheels are highly durable for an ultra smooth movement when reconfiguring.

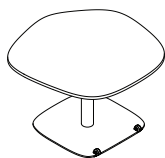


Product Details

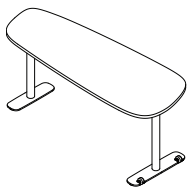
The Elbrook table collection is designed to allow people to move freely within a space. With organic worksurface shapes and inset table legs, Elbrook supports user needs while allowing maximum flexibility and freedom of movement.



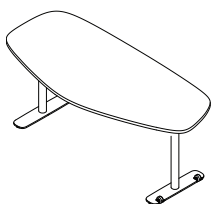
Elbrook personal table has a surface specifically designed to hold digital and analog worktools. The angular base is designed to clear chair legs as the user pulls up to the surface and also nestles under lounge furniture as a side table. Elbrook personal table comes in lounge height 26"H and seated height 28 1/2"H.



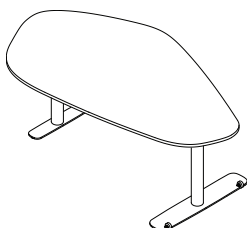
Elbrook huddle table's curved, organic shape works well in small areas allowing a space on any side. The huddle table works cohesively with the other shapes in the collection and is available in three heights; lounge height 26"H, seated height 28 1/2"H, and standing height 38 1/2"H.



Elbrook team table is the ideal size for two users. The surface is large enough to spread out and work in teams or individually, with easy access for others to join in as needed. Elbrook team table is available in lounge height 26"H, seated height 28 1/2"H, and standing height 38 1/2"H.



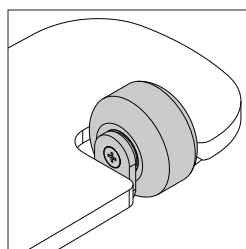
Elbrook group table is a versatile table for active learning. The unique shape holds four to six users comfortably and can be pushed together with other Elbrook tables to make a large discussion group. Elbrook group table comes in seated height 28 1/2"H and standing height 38 1/2"H.



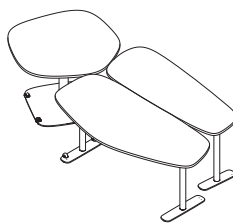
Elbrook collaborative table allows for users to gather on any side of the table. The large, organic shape works well in small spaces as users gather on all sides or place many users in a large space to create a dynamic workflow. Users can freely move around the table without traditional corner-mounted legs getting in the way. Elbrook collaborative table comes in seated height 28 1/2"H, and standing height 38 1/2"H.

Worksurfaces are wood-core with a High-Pressure Laminate top and plastic 3 mm edgeband. All corners have a 2" radius.

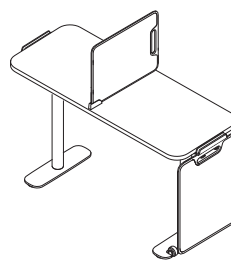
The team, group, collaborative, and rectangle tables come with two large glides under each base. The personal table includes five glides and the huddle table includes four glides for ease of movement on hard or soft surfaces.



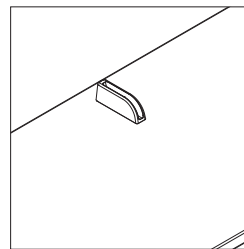
In-line wheels aid in movement and reconfiguration of tables. Skateboard wheels are used for smooth rolling and high durability. Wheel assembly can be field replaced if damaged. Dimensions from floor to top of wheel is 1.94" and floor to top of base is .73".



Elbrook worksurface shapes are designed to work together for informal group discussion and collaborative work.

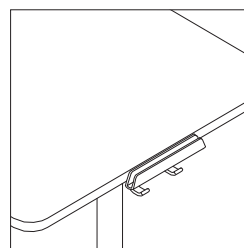


The rectangle shaped tables can be used for more traditional applications and come in a wide range of sizes. The rectangle tables have fixed depths of 19"D, 24"D, 30"D, and 42"D. The widths are highly versatile and offered in 47"W-90"W depending on the depth.



Center docks are available on tables 62"W and larger.

Tip: You can apply two center docks on tables 83"W and larger. These tables will accommodate three users on one side.



Side docks allow display of whiteboards on the tables. For best results, rock the boards into place rather than pressing straight down. Side hooks allow storage of up to four boards per hook.

Modesty panels are available on Elbrook rectangle table and constructed of a lightweight fiberglass substrate wrapped with Buzz2 fabric. Panel attaches to the underside of the table with a plastic extrusion that allows the panel to rotate. Modesty panels are sized for 48"W, 60"W, 66"W, and 72"W.

Tip: The 72"W modesty panel can be used for sizes up to 90"W, however there will be gaps on either side.

Surface Materials

Top

- High-Pressure Laminate
- Open Line laminate (option)

Tip: Grain direction runs horizontal with width of table.

3 mm radius profile edge

- Plastic

Column and base

- Paint

Wheel

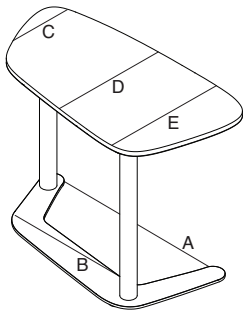
- Black with black Steelcase logo

Dock and hooks on rectangle table

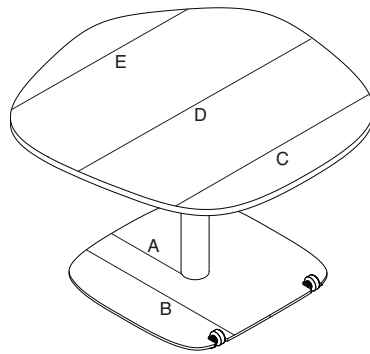
- 6059 Sterling Dark Solid
- 6249 Platinum Solid
- 6259 Midnight
- 6337 Element

Dimensions

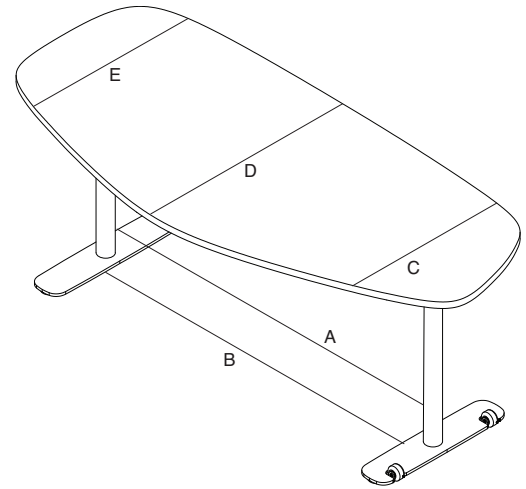
	A	B	C	D	E
Personal Table	22.49"	26.46"	11.78"	17.88"	18.69"
Huddle Table	19.49"	24.56"	35.20"	40.97"	34.25"
Group Table	52.01"	49.57"	23.20"	31.83"	21.33"
Team Table	48.93"	46.50"	19.82"	22.80"	15.35"
Collaborative Table	53.82"	51.57"	34.32"	42.68"	22.66"



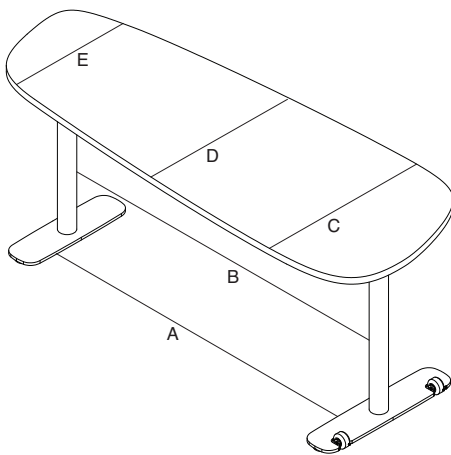
Personal Table



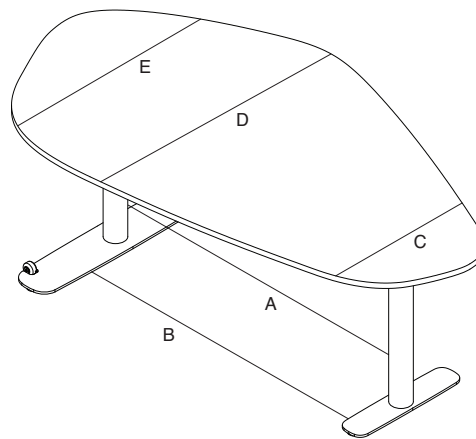
Huddle Table



Group Table

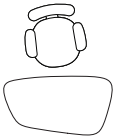


Team Table



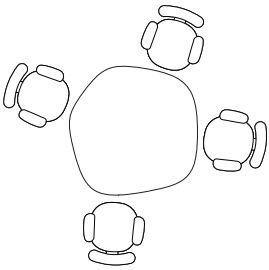
Collaborative Table

Personal Table



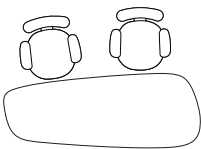
Personal

Huddle Table



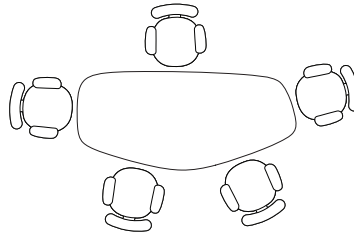
Huddle

Team Table



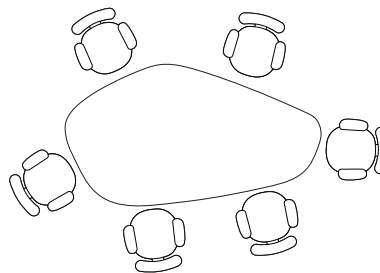
Team

Group Table



Group

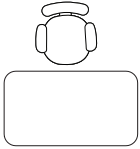
Collaborative Table



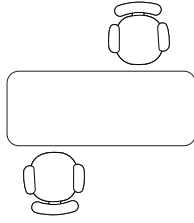
Collaborative

Table Shapes, continued

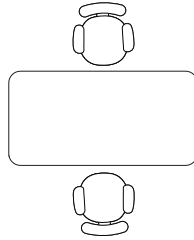
Rectangle Table




Personal - Rectangle



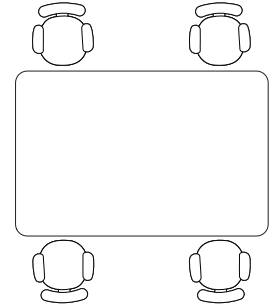
Rectangle - 19" x 48"



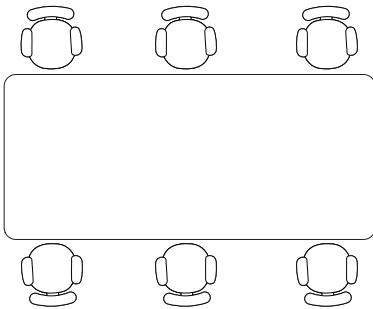
Rectangle - 24" x 48"



Rectangle - 30" x 48"

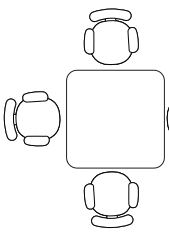


Rectangle - 42" x 66"

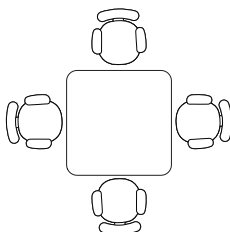


Rectangle - 42" x 90"

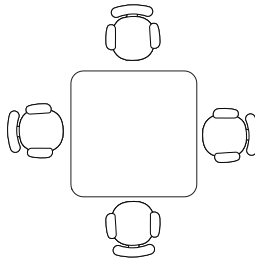
Square Table



Square - 28" x 28"

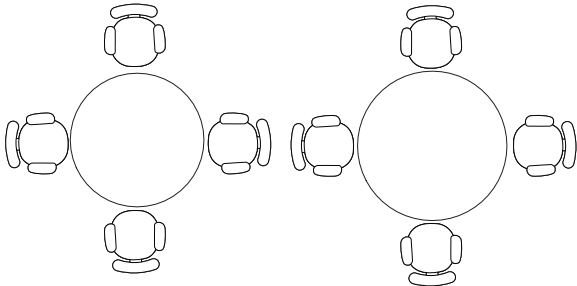


Square - 30" x 30"

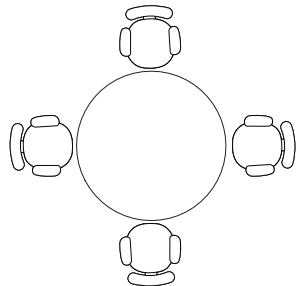


Square - 36" x 36"

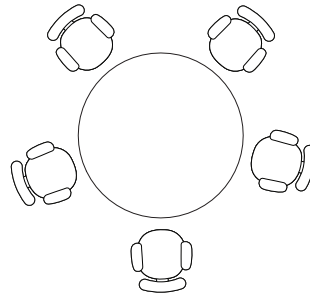
Round Table



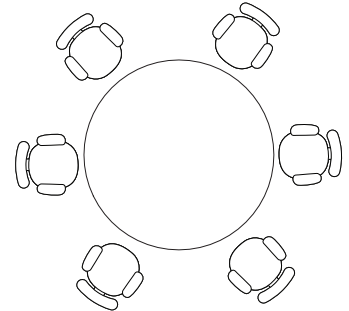
Round - 34\"D



Round - 38\"D

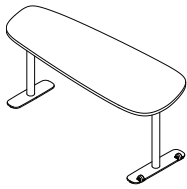


Round - 42\"D



Round - 48\"D

Elbrook



Standard Includes	Required to Specify
<ul style="list-style-type: none"> ▶ Need help? Product details, page 338 • Table: 1 1/8"- thick top, High-Pressure Laminate price group 1 • 3 mm radius profile edge: plastic • Column leg and base: paint price group 1 • Glides under base • Skateboard wheels: black 	<ol style="list-style-type: none"> 1 Style number 2 Table height (See below under Required Selections) 3 High-Pressure Laminate color number for table 4 Plastic edge band color number for table 5 Paint color number for column leg and base 6 Options, if selected (see below) <p>▶ See <i>Surface Materials</i>, page 350.</p>

	Required Selections	U.S. Price	Required to Specify
Height	<ul style="list-style-type: none"> • Lounge - 26"H • Seated - 28 1/2"H • Standing - 38 1/2"H 	<p>Prices at right</p> <p>Prices at right</p> <p>Prices at right</p>	<p>Specify lounge height.</p> <p>Specify seated height.</p> <p>Specify standing height.</p>

	Options	U.S. Price	Required to Specify
Surface Materials	<p>High-Pressure Laminate price group 2</p> <ul style="list-style-type: none"> • Personal table +\$ 17 • Huddle table +\$ 25 • Team table +\$ 33 • Group table +\$ 33 • Collaborative table +\$ 41 <hr/> <p>High-Pressure Laminate price group 3</p> <ul style="list-style-type: none"> • Personal table +\$ 39 • Huddle table +\$ 48 • Team table +\$ 56 • Group table +\$ 56 • Collaborative table +\$ 63 • Open Line Laminate +\$102 plus cost of laminate <hr/> <p>Column leg and base</p> <ul style="list-style-type: none"> • Paint price group 1 No cost • Paint price group 2 +\$ 63 • Paint price group 3 +\$104 		<p>Specify laminate color number.</p> <p>Specify laminate color number.</p> <p>Specify laminate color number.</p> <p>Specify laminate color number.</p> <p>Specify laminate color number.</p> <hr/> <p>Specify laminate color number.</p> <p>Specify laminate color number.</p> <p>Specify laminate color number.</p> <p>Specify laminate color number.</p> <p>Specify laminate color number.</p> <hr/> <p>Specify paint color number.</p> <p>Specify paint color number.</p> <p>Specify paint color number.</p>



For Canadian Pricing
 Multiply U.S. Price by the Canadian price factor.
 ▶ See page 1 for details.

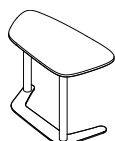
Tip: Lounge height is 26"H, seated height is 28½"H, and standing height is 38½"H.

Specification Information

• Dimensions D W	• Style Number	• U.S. Base Price		
		• Lounge	• Seated	• Standing

Personal Table

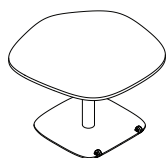
19"	35"	ETPERS	\$1222	\$1329	N.A.
-----	-----	---------------	--------	--------	------



Tip: Personal table comes with glides only, no wheels.

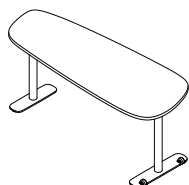
Huddle Table

42"	42"	ETHUD	\$1634	\$1775	\$1918
-----	-----	--------------	--------	--------	--------



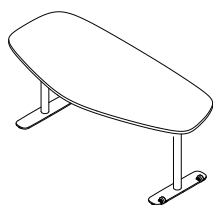
Team Table

24"	64"	ETTM	\$1527	\$1661	\$1793
-----	-----	-------------	--------	--------	--------



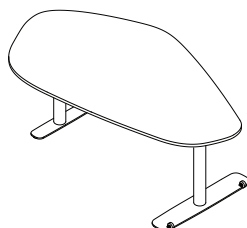
Group Table

32"	72"	ETGRP	N.A.	\$1825	\$1972
-----	-----	--------------	------	--------	--------



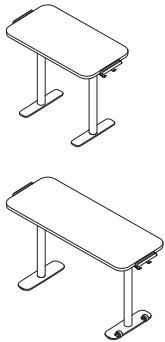
Collaborative Table

46"	84"	ETCOL	N.A.	\$2025	\$2189
-----	-----	--------------	------	--------	--------



 **For Canadian Pricing**
 Multiply U.S. Price by the Canadian price factor.
 ▶ See page 1 for details.

Elbrook Rectangle and Rectangle Personal



	Standard Includes	Required to Specify
▶ Need help? Product details, page 338	<ul style="list-style-type: none"> Table: 1"– thick top, High-Pressure Laminate price group 1 3 mm radius profile edge: plastic Column leg and base: paint price group 1 Glides under base Skateboard wheels: black 	<ol style="list-style-type: none"> Style number Table height (See below under Required Selections) Depth (See below under Required Selections) High-Pressure Laminate color number for table Plastic edge band color number for table Paint color number for column leg and base Options, if selected (see below) <p>▶ See <i>Surface Materials</i>, page 350.</p>

	Defaulted Components	U.S. Price	Required to Specify
Wheels	Rectangle Table		
	<ul style="list-style-type: none"> With wheels No wheels 	<p>No cost</p> <p>–\$ 13</p>	<p>Specify <i>with wheels</i>.</p> <p>Specify <i>with no wheels</i>.</p>

	Required Selections	U.S. Price	Required to Specify
Height	<ul style="list-style-type: none"> Lounge - 26"H Seated - 28 1/2"H Standing - 38 1/2"H 	<p>Prices at right</p> <p>Prices at right</p> <p>Prices at right</p>	<p>Specify lounge height.</p> <p>Specify seated height.</p> <p>Specify standing height.</p>

	Options	U.S. Price	Required to Specify
Depth on Rectangle Table	<ul style="list-style-type: none"> 19" 24" 30" 42" 	<p>Prices at right</p> <p>Prices at right</p> <p>Prices at right</p> <p>Prices at right</p>	<p>Specify <i>with 19"D</i>.</p> <p>Specify <i>with 24"D</i>.</p> <p>Specify <i>with 30"D</i>.</p> <p>Specify <i>with 42"D</i>.</p>

	Options	U.S. Price	Required to Specify
Surface Materials	High-Pressure Laminate price group 2		
	<ul style="list-style-type: none"> 34"W 48"W 60"W 66"W 72"W 84"W 90"W 	<p>+\$ 15</p> <p>+\$ 22</p> <p>+\$ 28</p> <p>+\$ 28</p> <p>+\$ 36</p> <p>+\$ 44</p> <p>+\$ 51</p>	<p>Specify laminate color number.</p> <p>Specify laminate color number.</p> <p>Specify laminate color number.</p> <p>Specify laminate color number.</p> <p>Specify laminate color number.</p> <p>Specify laminate color number.</p> <p>Specify laminate color number.</p>

	High-Pressure Laminate price group 3		
	<ul style="list-style-type: none"> 34"W 48"W 60"W 66"W 72"W 84"W 90"W Open Line Laminate 	<p>+\$ 31</p> <p>+\$ 44</p> <p>+\$ 59</p> <p>+\$ 59</p> <p>+\$ 75</p> <p>+\$ 75</p> <p>+\$ 90</p> <p>+\$102 plus cost of laminate</p>	<p>Specify laminate color number.</p> <p>Specify laminate color number.</p> <p>Specify laminate color number.</p> <p>Specify laminate color number.</p> <p>Specify laminate color number.</p> <p>Specify laminate color number.</p> <p>Specify laminate color number.</p> <p>▶ See <i>Surface Materials Reference Manual</i>.</p>

	Options	U.S. Price	Required to Specify
	Column leg and base		
	<ul style="list-style-type: none"> Paint price group 1 Paint price group 2 Paint price group 3 	<p>No cost</p> <p>+\$ 63</p> <p>+\$104</p>	<p>Specify paint color number.</p> <p>Specify paint color number.</p> <p>Specify paint color number.</p>

Modesty Panel	<ul style="list-style-type: none"> 34"W – 48"W 49"W – 54"W 55"W – 60"W 61"W – 72"W 73"W – 90"W 	<p>+\$528</p> <p>+\$568</p> <p>+\$577</p> <p>+\$598</p> <p>+\$635</p>	<p>Specify <i>with modesty panel</i> and select fabric color number.</p> <p>Specify <i>with modesty panel</i> and select fabric color number.</p> <p>Specify <i>with modesty panel</i> and select fabric color number.</p> <p>Specify <i>with modesty panel</i> and select fabric color number.</p> <p>Specify <i>with modesty panel</i> and select fabric color number.</p>
----------------------	---	---	--

▶ Options, continued on next page

 **For Canadian Pricing**
 Multiply U.S. Price by the Canadian price factor.
 ▶ See page 1 for details.

► Options, continued from previous page

Options	U.S. Price	Required to Specify
Dock Storage		
Side dock and hook		
• No side dock and hook	No cost	Specify no side dock and hook.
• One side dock and hook	+\$ 72	Specify one side dock and hook.
• Two side docks and hooks	+\$144	Specify two side docks and hooks.
Center dock		
• No center dock	No cost	Specify no center dock.
• One center dock	+\$ 48	Specify one center dock.
• Two center docks	+\$ 96	Specify two center docks.
Related Products	• Verb personal whiteboard	► See page 320

Tip: Center docks are not available on tables less than 62"W.

Tip: Center docks on rectangle table do not have storage well.

Tip: Lounge height is 26"H, seated height is 28½"H, and standing height is 38½"H.

Tip: Rectangle personal table comes with glides only, no wheels.

Tip: Rectangle personal table is not available in parametric sizes.

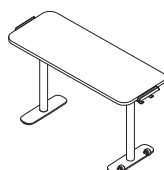
Specification Information		U.S. Base Prices								
Style Number	Dimensions D H	Desk Type	U.S. Base Prices							
			Modular	34"W	48"W	60"W	66"W	72"W	84"W	90"W
		Parametric	N.A.	47"W	55"W	61"W	67"W	73"W	85"W	
				54"W	60"W	66"W	72"W	84"W	90"W	

Rectangle—Personal Tables

ETPERSREC	19"	Lounge	\$1209	N.A.	N.A.	N.A.	N.A.	N.A.	N.A.
	19"	Seated	\$1222	N.A.	N.A.	N.A.	N.A.	N.A.	N.A.

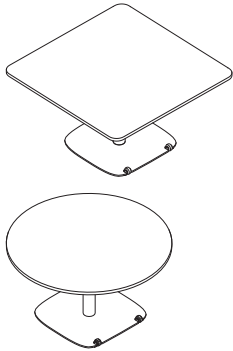
Rectangle Tables

ETREC	19"	Lounge	N.A.	\$1271	\$1380	\$1450	\$1522	N.A.	N.A.
	19"	Seated	N.A.	\$1353	\$1468	\$1541	\$1619	\$1745	\$1902
	19"	Standing	N.A.	\$1446	\$1571	\$1649	\$1730	N.A.	N.A.
	24"	Lounge	N.A.	\$1338	\$1453	\$1528	\$1604	N.A.	N.A.
	24"	Seated	N.A.	\$1422	\$1544	\$1625	\$1707	\$1843	\$2006
	24"	Standing	N.A.	\$1522	\$1652	\$1738	\$1825	N.A.	N.A.
	30"	Seated	N.A.	\$1489	\$1619	\$1703	\$1792	\$1935	\$2107
	30"	Standing	N.A.	\$1592	\$1731	\$1820	\$1915	N.A.	N.A.
	42"	Seated	N.A.	N.A.	N.A.	\$1761	\$1853	\$1991	\$2170
	42"	Standing	N.A.	N.A.	N.A.	\$1883	\$1984	\$2131	N.A.



For Canadian Pricing
Multiply U.S. Price by the Canadian price factor.
► See page 1 for details.

Elbrook Square and Round



► Need help?
Product details,
page 338

Standard Includes

- Table: 1"– thick top, High-Pressure Laminate price group 1
- 3 mm radius profile edge: plastic
- Column leg and base: paint price group 1
- Glides under base
- Skateboard wheels: black

Required to Specify

- 1 Style number
 - 2 Table height (See below under Required Selections)
 - 3 Depth (See below under Required Selections)
 - 4 High-Pressure Laminate color number for table
 - 5 Plastic edge band color number for table
 - 6 Paint color number for column leg and base
 - 7 Options, if selected (see below)
- See *Surface Materials*, page 350.

	Defaulted Components	U.S. Price	Required to Specify
Wheels	<ul style="list-style-type: none"> • With wheels • No wheels 	No cost –\$ 13	Specify <i>with wheels</i> . Specify <i>with no wheels</i> .

	Required Selections	U.S. Price	Required to Specify
Height	<ul style="list-style-type: none"> • Lounge – 26"H • Seated – 28½"H • Standing – 38½"H 	Prices at right Prices at right Prices at right	Specify lounge height. Specify seated height. Specify standing height.

	Required Selections	U.S. Price	Required to Specify
Depth on Square Table	<ul style="list-style-type: none"> • 28" • 30" • 36" 	Prices at right Prices at right Prices at right	Specify <i>with 28"D</i> . Specify <i>with 30"D</i> . Specify <i>with 36"D</i> .

	Options	U.S. Price	Required to Specify
Surface Materials	High-Pressure Laminate price group 2		
	• Square 28"W – 36"W	+\$ 15	Specify laminate color number.
	• Round 34"Dia. – 37"Dia.	+\$ 15	Specify laminate color number.
	• Round 38"Dia. – 48"Dia.	+\$ 22	Specify laminate color number.
	High-Pressure Laminate price group 3		
	• Square 28"W – 36"W	+\$ 31	Specify laminate color number.
	• Round 34"Dia. – 37"Dia.	+\$ 31	Specify laminate color number.
	• Round 38"Dia. – 48"Dia.	+\$ 44	Specify laminate color number.
	• Open Line Laminate	+\$102 plus cost of laminate	► See <i>Surface Materials Reference Manual</i> .
		Column leg and base	
	<ul style="list-style-type: none"> • Paint price group 1 • Paint price group 2 • Paint price group 3 	No cost +\$ 63 +\$104	Specify paint color number. Specify paint color number. Specify paint color number.



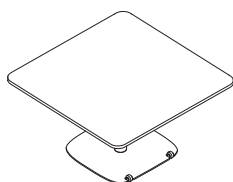
For Canadian Pricing

Multiply U.S. Price by the Canadian price factor.

► See page 1 for details.

Specification Information

• Style Number	• Dimensions		• Desk Type	U.S. Base Prices		
	D	H		Modular	Parametric	
			Modular	28"W	30"W	36"W
			Parametric	28"W–29"W	30"W–35"W	N.A.



Tip: Pricing is based off highest depth or width dimension.

Square Tables

ETSQU	Dimensions	Style	28"W	30"W	36"W
	28" – 36"	Lounge	\$1470	\$1532	\$1611
	28" – 36"	Seated	\$1564	\$1629	\$1713
	28" – 36"	Standing	\$1673	\$1742	\$1833

Specification Information

• Style Number	• Height	• Desk Type	U.S. Base Prices				
			Modular	Parametric			
		Modular	34"Dia.	36"Dia.	38"Dia.	42"Dia.	48"Dia.
		Parametric	34"Dia.–35"Dia.	36"Dia.–37"Dia.	38"Dia.–41"Dia.	42"Dia.–45"Dia.	46"Dia.–48"Dia.



Tip: Lounge height is 26"H, seated height is 28½"H, and standing height is 38½"H.

Round Tables

ETRND	Style	34"Dia.	36"Dia.	38"Dia.	42"Dia.	48"Dia.
	Lounge	\$1518	\$1549	\$1631	\$1663	\$1778
	Seated	\$1615	\$1648	\$1733	\$1769	\$1927
	Standing	\$1726	\$1761	\$1854	\$1891	\$2022



For Canadian Pricing
 Multiply U.S. Price by the Canadian price factor.
 ▶ See page 1 for details.

Surface Materials

This listing includes all the surface material choices that are available for the products in this specification guide.

Resources

For more information about surface materials, refer to the following resources:

Additional surface materials specification tools are available to assist you in the specification process—the Surface Materials Binders.

The global surface materials palette is a core collection of finishes that is available across multiple geographies (Americas/EMEA – Europe, Middle East, and Africa/ APAC – Asia Pacific) and on global product lines, where applicable. For a list of finishes included in the offering, see the Surface Materials Reference Manual. Additional details, like product approvals by geography and finish number conversions, can also be found in the Surface Materials Reference Manual or see www.steelcase.com/surface-materials.

Surface Materials Binders

- Surface Materials Reference Manual
- A complete set of swatch cards for hard surfaces, vertical surface fabrics, and seating upholstery.

Paint

Steelcase Surfaces

Price Group 1

- Applies to:
- Elbrook tables column and base

Smooth Paint

- 4238 Mocha
- 4239 Clay
- 4240 Chalk
- 4242 Milk Smooth
- 4710 Low Gloss Black

Textured Paint

- 7207 Black
- 7225 Sand
- 7237 Slate
- 7238 Fieldstone
- 7239 Midnight
- 7241 Arctic White
- 7243 Seagull
- 7250 Sterling Dark Solid
- 7278 Dark Bronze
- 7360 Merle

Price Group 2

Accessory Paint

- 4140 Arctic White Gloss
- 4144 Black Gloss

Smooth Metallic Paint

- 4743 Mineral Metallic
- 4750 Champagne Metallic
- 4798 Sterling Metallic
- 4799 Platinum Metallic
- 4803 Near Black Metallic

Textured Metallic Paint

- 7245 Carbon Metallic
- 7246 Midnight Metallic

Price Group 3

Accent Paint

- 1ATG Rose Quartz
- 4AV3 Blue Jay
- 4AV4 Baltic
- 4AX1 Citron
- 4AY2 Chili
- 4AZ5 Marlin
- 4CL1 Dark Olivine
- 4CL2 Ice Blue
- 4CL3 Aura
- 4CL4 Sea Glass
- 4CL5 Light Matcha
- 4CL6 Terra
- 4CL7 Sandstone
- 4CL8 Smokey Plum
- 4CZ5 Honey
- 4CZ6 Lagoon
- 4CZ8 Light Peacock

Lux Coatings

- 4B20 Obsidian
- 4B22 Matte Brass
- 4B23 Burnished Bronze
- 4B24 Night Bronze
- 4B25 Matte Copper
- 4B26 Smoked Mica
- 4B29 Cast Iron

Custom Surfaces

Price Group 3

PerfectMatch

PerfectMatch is a service that allows you to create your own paint color. Refer to the *Surface Materials Reference Manual* for more information about this program.

- Applies to:
- Elbrook tables worksurface

Steelcase Surfaces

High-Pressure Laminate

Price Group 1

Fiber Laminate

- 2850 Vanadium Fiber
- 2852 Tungsten Fiber
- 2854 Vellum Fiber **E**
- 2860 Granite Fiber
- 2862 Stucco Fiber **E**

Micro Laminate

- 2920 Marl Micro
- 2921 Gypsum Micro
- 2922 Clay Micro

Patina Laminate

- 2870 Blonde Bronze Patina
- 2873 Instant Iron Patina

Solid Laminate

- 2722 Cream **E**
- 2730 Arctic White
- 2746 Black
- 2759 Warm White
- 2811 Mist **E**
- 2883 Seagull
- 2884 Milk
- 2885 Dune
- 2HAA Persian Salt
- 2HAB Rose
- 2HAC Indigo
- 2HAD Green Citrine
- 2HAE Dark Olivine
- 2HAF Cloudy
- 2HMG Merle

Speckle Laminate

- 2820 Coffee Speckle **E**
- 2823 Driftwood Speckle
- 2824 Smoke Speckle
- 2825 Vanadium Speckle

Tip: Some wood veneer finishes and woodgrain laminates share the same name. Because of the difference in materials, veneers and laminates of the same name are not an exact match but do coordinate with each other.

Woodgrain Laminate

- 2406 Clear Cherry **E**
- 2409 Clear Maple
- 2410 Graphite Walnut
- 2412 Natural Cherry
- 2422 Medium Cherry
- 2511 Winter on Maple
- 2535 Virginia Walnut
- 2536 Blackwood **E**
- 2538 Clear Walnut
- 2592 Blonde on Maple **E**
- 2612 Marbled Maple **E***
- 2614 Chocolate Walnut **E***
- 2615 Marbled Cherry **E***
- 2714 Natural Walnut **E**
- 2HAK Clear Oak
- 2HAN Ash Noce
- 2HAT Acacia
- 2HAW Ash Wenge
- 2HBN Bisque Noce
- 2HBW Bisque Wenge
- 2HCN Clay Noce
- 2HCW Clay Wenge
- 2HSN Storm Noce
- 2HSW Storm Wenge
- 2HWA Grey Kingswood
- 2HWB Planked Walnut
- 2HWD Resolute Walnut
- 2HWE Natural Recon
- 2HWF Smoked Walnut
- 2HWU Clay
- 2HWV Chalk

Price Group 2

Textured Laminate

- 2TH2 Fawn Cypress
- 2TH4 Saddle Oak
- 2TH5 Veranda Teak
- 2TH7 Walnut Heights
- 2UH1 Reclaimed Aggregate
- 2UH2 Reclaimed Gravel
- 2UH4 Cement*
- 2UH6 Sheetrock

**2612 Marbled Maple, 2614 Chocolate Walnut, 2615 Marbled Cherry, and 2UH4 Cement have limited availability, determined by product sizing and/or options.*

Price Group 3

Solid Laminate

- 24H1 Satin White
- 24H2 Satin Black
- 24H3 Satin Stone
- 24H4 Satin Mocha

E = Established

Custom Surfaces

Open Line Laminate (OLL)

This service allows you to order non-standard laminate at an additional processing fee of \$102 U.S. per unit, plus the cost of the laminate.

High-Pressure Laminate pricing does not include premium or digitally printed patterns from any suppliers. Laminate cost may also vary for basic or standard laminates from other suppliers. Please contact the OLL consultant at 616.475.2426 for pricing. The cost of the laminate will be added to your invoice as a separate line on the acknowledgement.

When processing orders for Open Line Laminate on Elbrook, specify 2900 in the laminate finish field and enter the OLL manufacturer information. Enter the required edge finish as you would a standard laminate.

Laminate Approval and Material Requirements

To confirm whether a particular laminate has already been tested for use on a specific Steelcase product or to determine material square foot requirements:

- Visit www.steelcase.com

For additional information, refer to the *Steelcase Surface Materials Reference Manual*.

Plastic

Steelcase Surfaces

Applies to:

- Edge on Elbrook tables

6000 Black	6635 Dawn E
6009 Arctic White	6636 Mist
6034 Natural Cherry	6654 Sand
6036 Medium Cherry	6655 Warm White
6037 Winter on Maple	6695 Midnight
6038 Blonde on Maple E	6697 Fog
6041 Natural Walnut E	6698 Fieldstone
6052 Milk	66WA Grey Kingswood
6053 Seagull	66WB Planked Walnut
6169 Stone	66WD Resolute Walnut
6170 Mocha	66WE Natural Recon
61AA Persian Salt	66WF Smoked Walnut
61AB Rose	66WU Clay
61AC Indigo	66WV Chalk
61AD Green Citrine	6703 Ash Wenge
61AE Dark Olivine	6704 Storm Wenge
61AF Cloudy	6705 Bisque Wenge
6213 Acacia	6706 Clay Wenge
6219 Clear Oak E	6707 Ash Noce
6231 Graphite Walnut	6708 Bisque Noce
6237 Clear Maple	6709 Clay Noce
6242 Virginia Walnut	6710 Storm Noce
6243 Blackwood E	6T02 Fawn Cypress
6245 Clear Walnut	6T04 Saddle Oak
6249 Platinum Solid	6T05 Veranda Teak
6271 Plywood	6T07 Walnut Heights
6527 Merle	6T08 Aggregate
6618 White	6T09 Gravel
6619 Ice E	6T10 Cement
6631 Cream E	6T12 Sheetrock

Tip: Light color plastic edges are susceptible to degradation due to normal wear and tear. Staining (e.g., ball point pen or clothing dyes such as blue jeans) and dirt effects are more pronounced in light colors and are not considered defects.

E = Established

Understanding and Specifying Groupwork



Statement of Line **354**



Understanding

Flip-Top Training Tables	360
Non-Flip Training Tables	364
Training Table Power and Connections	368
Tables	374
Table Reinforcing Channel Requirement Matrix	376
Table Configurations	377
Table Legs	378
Post Leg Clearance Dimensions	379
Table Bases	382
Table Top, Leg, and Base Combinations	384
Screens and Marker Trays	386



Specifying

Flip-Top Training Tables	388
Non-Flip Training Tables	396
Table Tops	404
Conference Table Tops	408
Table Legs	410
Table Bases	412
Table Components	413
Power and Data Access	418
Slatwall Tackboards	420
Screens and Marker Trays	422

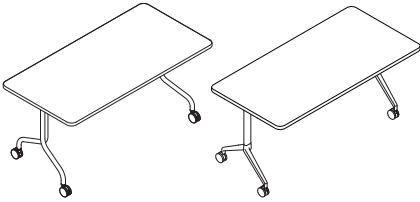


Surface Materials **426**

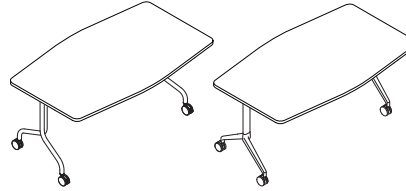
Statement of Line

Groupwork

Flip-Top Training Tables



Understanding
 ▶ Page 360
 Specifying
 ▶ Page 388



Understanding
 ▶ Page 360
 Specifying
 ▶ Page 392

Rectangle

	36"W	42"W	48"W	60"W	66"W	72"W	84"W
19"D			●	●	●	●	●
24"D	●	●	●	●	●	●	●
30"D	●	●	●	●	●	●	●

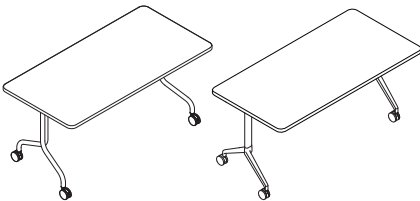
Tip: Widths are parametric to 1/16" from 36"W – 84"W.

Team

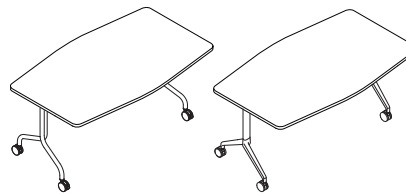
	60"W	66"W	72"W	84"W
36"D	●	●	●	●

Tip: Widths are parametric to 1/16" from 60"W – 84"W.

Non-Flip Training Tables



Understanding
 ▶ Page 364
 Specifying
 ▶ Page 396



Understanding
 ▶ Page 364
 Specifying
 ▶ Page 400

Rectangle

	36"W	42"W	48"W	60"W	66"W	72"W	84"W
19"D			●	●	●	●	●
24"D	●	●	●	●	●	●	●
30"D	●	●	●	●	●	●	●

Tip: Widths are parametric to 1/16" from 36"W – 84"W.

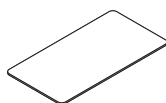
Team

	60"W	66"W	72"W	84"W
36"D	●	●	●	●

Tip: Widths are parametric to 1/16" from 60"W – 84"W.

Groupwork, continued

Table Tops



Understanding
 ▶ Page 374
 Specifying
 ▶ Page 404

Rectangular

	36"W	42"W	48"W	60"W	66"W	72"W	84"W
18"D			●	●	●	●	●
24"D	●	●	●	●	●	●	●
30"D	●	●	●	●	●	●	



Understanding
 ▶ Page 374
 Specifying
 ▶ Page 404

Half-Round

	36"W	48"W	60"W
18"D	●		
24"D		●	
30"D			●



Understanding
 ▶ Page 374
 Specifying
 ▶ Page 404

Trapezoid

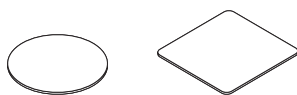
	48"W	60"W
21½"D	●	
26½"D		●



Understanding
 ▶ Page 374
 Specifying
 ▶ Page 404

90° Corner Bridge

	24"W	30"W
24"D	●	
30"D		●



Understanding
 ▶ Page 374
 Specifying
 ▶ Page 406

Round and Square

	24"W	30"W	36"W	42"W	48"W
24"D/Dia.	●				
30"D/Dia.		●			
36"D/Dia.			●		
42"D/Dia.				●	
48"D/Dia.					●



Understanding
 ▶ Page 374
 Specifying
 ▶ Page 406

Oval

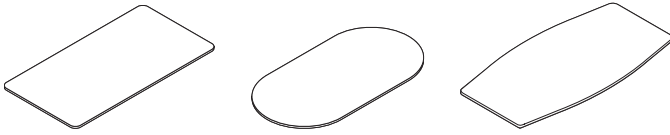
	48"W
24"D	●

Groupwork

Statement of Line, continued

Groupwork, continued

Conference Table Tops



Understanding
▶ Page 374
Specifying
▶ Page 408

Rectangular, Racetrack, and Boat-shaped Conference

	96"W	120"W	144"W
48"D	●	●	●



Understanding
▶ Page 374
Specifying
▶ Page 408

Oval Conference

	96"W
48"D	●

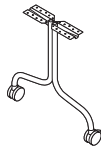
Table Legs



Post Legs
Understanding
▶ Page 378
Specifying
▶ Page 410



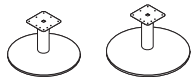
Standing-Height Adjustable Post Legs
Understanding
▶ Page 378
Specifying
▶ Page 410



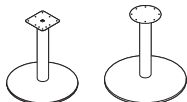
T-Legs
Understanding
▶ Page 378
Specifying
▶ Page 410

Groupwork, continued

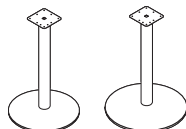
Table Bases



Coffee-Height Round Table Bases
 Understanding
 ▶ Page 382
 Specifying
 ▶ Page 412



Round Table Bases
 Understanding
 ▶ Page 382
 Specifying
 ▶ Page 412



Café-Height Round Table Bases
 Understanding
 ▶ Page 382
 Specifying
 ▶ Page 412

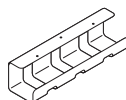
Table Components



Laminate Modesty Panels
 Understanding
 ▶ Page 375
 Specifying
 ▶ Page 413



Fabric Modesty Panel
 Understanding
 ▶ Page 375
 Specifying
 ▶ Page 414



Wire Management Trough
 Understanding
 ▶ Page 375
 Specifying
 ▶ Page 414



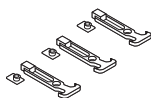
Vertical Cable Manager
 Understanding
 ▶ Page 372
 Specifying
 ▶ Page 415



Horizontal Cable Manager
 Understanding
 ▶ Page 372
 Specifying
 ▶ Page 415



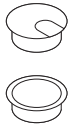
Cable Management Clip
 Specifying
 ▶ Page 416




Flex Ganger Package
 Understanding
 ▶ Page 373
 Specifying
 ▶ Page 416

Groupwork, continued

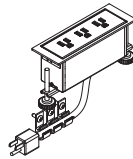
Power and Data Access



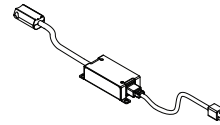
Grommet
Understanding
▶ Page 368
Specifying
▶ Page 418



Pop-Up Power, Cord
Understanding
▶ Page 368
Specifying
▶ Page 418

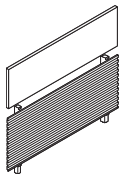


Flush Power, Cord
Understanding
▶ Page 368
Specifying
▶ Page 419

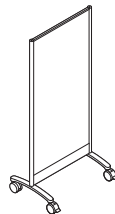


Power Infeed
Understanding
▶ Page 371
Specifying
▶ Page 419

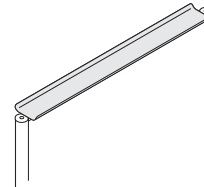
Slatwall Tackboards



Slatwall Tackboards
Specifying
▶ Page 420



Screens
Understanding
▶ Page 386
Specifying
▶ Page 422



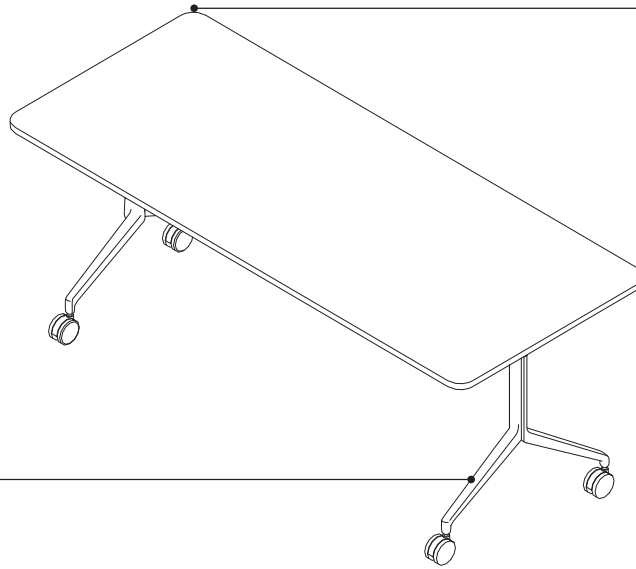
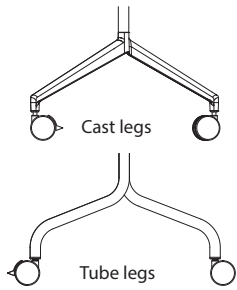
Marker Trays
Understanding
▶ Page 386
Specifying
▶ Page 424



Flip-Top Training Tables

Groupwork flip-top training tables offer a solution for active learning environments and multipurpose rooms. With its easy to use one-handed activation lever and mechanism on the user side, one person can set it up or take it down, move it, and compactly store a roomful of tables with minimal effort. This table series is available in multiple top sizes and two leg styles on casters.

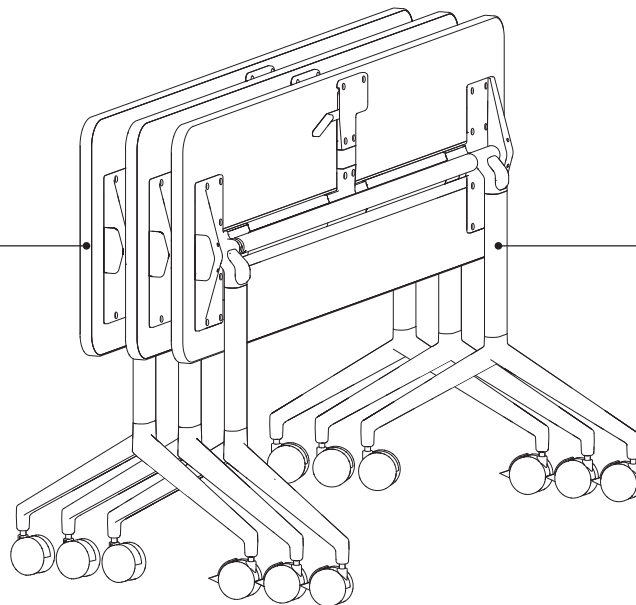
► Specifying, pages 388–392



Worksurfaces have 2" radius corners with 3 mm edge band on all sides when Low-Pressure or High-Pressure Laminate is specified. Edge band color is specifiable.

Legs are available in two styles: cast and tube. Legs support 19"D, 24"D, and 30"D rectangle tables and 36"D team tables.


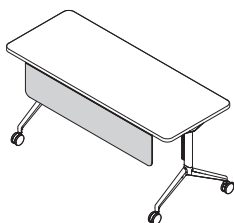
Top is 1" thick particle board with Low-Pressure or High-Pressure Laminate and three coordinating backer finishes or wood veneer with Gatorboard backer.



Tables are 28½"H.

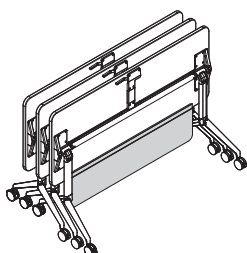
Product Details

Underside of table can be specified in one of three color options—light or dark.
Tip: Veneer worksurfaces do not have a colored laminate underside. The underside color must still be specified for the support brackets and reinforcing channels.

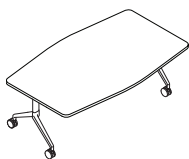


Reinforcing channel must be used on worksurfaces 66"W and greater to minimize deflection. On tables 66"W to 84"W, reinforcing channels come standard and are field installed. When installed, channels add 1" below the table. The reinforcing channel will match the understructure finish selection (light or dark).

Casters are 3" diameter, dual wheels that allow the tables to move easily on carpet or hard floors. Flip-top training tables are available with either two locking casters (user/handle side) and two non-locking casters or with four locking casters. Soft casters are available as an option and can be specified light or dark. The brake on soft casters is always red. Soft casters are recommended for use on hard floors. Glides are not available on the flip-top training table.



Modesty panels are constructed of a lightweight fiberglass substrate wrapped with fabric. Panel attaches to the underside of the table with a plastic extrusion that allows the panel to rotate from both the in-use and nested position with ease. Modesty panel stays with the table when flipped and in nesting position, or in-use position.



Modesty panels can not be used on 36"D team tables.

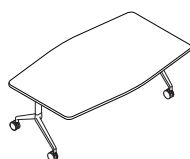
Modesty Panel Dimensions

Plan Width	Actual Width
36"	22 ¹ / ₅ "
42"	25 ¹ / ₅ "
48"	31 ¹ / ₅ "
60"	46 ¹ / ₅ "
66"	49 ¹ / ₅ "
72"	55 ¹ / ₅ "
84"	67 ¹ / ₅ "

Flip-top training table flips from its in-use position to its nesting position by using one hand to pull the release handle and in the same motion lift the top to its nesting position. The movement is easy and controlled and no additional locking is required.

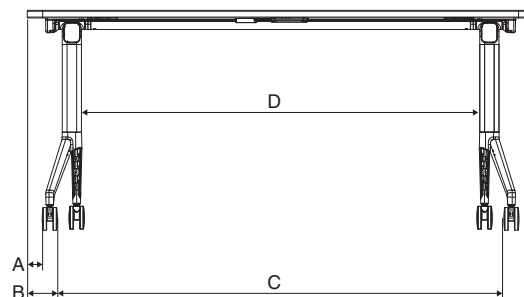
Release handle is black and is only used to unlock the table from the in-use position. Flip-top tables in the in-use position have a natural flex in them and are not completely static.

Rectangle training tables are parametric in width from 36"W to 84"W in ¹/₁₆" increments. Team training tables are parametric in width from 60"W to 84"W in ¹/₁₆" increments.

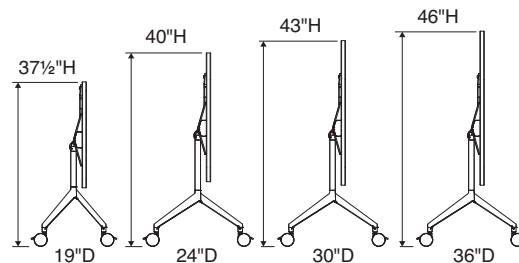


Team tables are designed specifically for small group work and project teams offering an angled shape on both sides of the table.

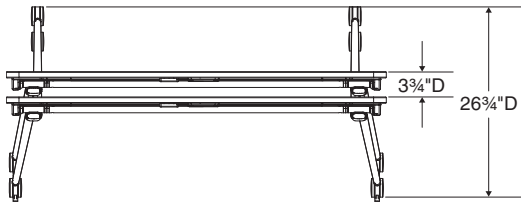
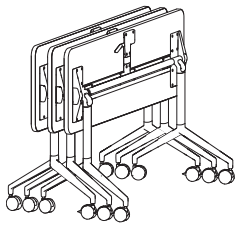
Clamp on power units and monitor arms are not allowed on flip-top tables.
Tip: Attaching monitor arms to freestanding tables with casters or glides is not recommended due to tipping hazards.



Depth	Width	A	B	C	D
19"	48"	2 ¹ / ₂ "	4 ¹ / ₂ "	39 ³ / ₁₆ "	34"
19"	60"	1"	3"	54 ³ / ₁₆ "	49"
19"	66"	2 ¹ / ₂ "	4 ¹ / ₂ "	57 ³ / ₁₆ "	52"
19"	72"	2 ¹ / ₂ "	4 ¹ / ₂ "	63 ³ / ₁₆ "	58"
19"	84"	2 ¹ / ₂ "	4 ¹ / ₂ "	75 ³ / ₁₆ "	70"
24"	36"	¹ / ₅ "	2 ¹ / ₂ "	31 ³ / ₁₆ "	25"
24"	42"	2"	4"	34 ³ / ₁₆ "	28"
24"	48"	2"	4"	40 ³ / ₁₆ "	34"
24"	60"	¹ / ₅ "	2 ¹ / ₂ "	55 ³ / ₁₆ "	49"
24"	66"	2"	4"	58 ³ / ₁₆ "	52"
24"	72"	2"	4"	64 ³ / ₁₆ "	58"
24"	84"	2"	4"	76 ³ / ₁₆ "	70"
30"	36"	¹ / ₅ "	2 ¹ / ₂ "	31 ³ / ₁₆ "	25"
30"	42"	2"	4"	34 ³ / ₁₆ "	28"
30"	48"	2"	4"	40 ³ / ₁₆ "	34"
30"	60"	¹ / ₅ "	2 ¹ / ₂ "	55 ³ / ₁₆ "	49"
30"	66"	2"	4"	58 ³ / ₁₆ "	52"
30"	72"	2"	4"	64 ³ / ₁₆ "	58"
30"	84"	2"	4"	76 ³ / ₁₆ "	70"
36"	60"	² / ₅ "	2 ¹ / ₂ "	55 ¹ / ₈ "	49"
36"	66"	2"	4"	58 ¹ / ₈ "	52"
36"	72"	2"	4"	64 ¹ / ₈ "	58"
36"	84"	2"	4"	76 ¹ / ₈ "	70"



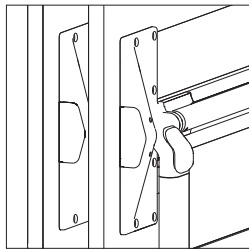
Flip-Top Training Tables, continued



Flip-top training tables can be nested for space saving storage. Each nested flip-top table adds approximately 3³/₄" to the nesting depth. Three tables nested together fit through a standard door.

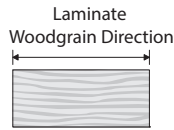
Tip: Old flip-top tables (TS4FL2724TC2 and TS4FL2730TC2) cannot be nested with new flip-top tables (TS4FLIP and TS4FLIP2).

Tip: For both cast and tube legs, the 19"D legs are different and do not nest with 24/30/36"D legs. 24", 30", and 36"D tables use the same legs.



Leg bumper will always be the main point of contact between two nesting tables.

Surface Materials



Woodgrain laminates are always oriented with the grain direction running parallel with the length of the table top. You cannot specify woodgrain laminates with end- or side-matched grain directions.

Table top

- Low-Pressure Laminate
- High-Pressure Laminate
- Open Line laminate
- Wood veneer
- Customiz stain (option)

Edge

- 3 mm plastic
- Wood veneer

Legs

- Paint

Underside

- Laminate backer

Pop-up power

- 4799 Platinum Metallic
- 7243 Seagull
- 7360 Merle

Flush power

- 6053 Seagull
- 6527 Merle

Grommet

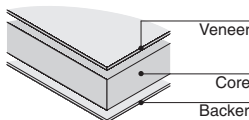
- Black plastic

Vertical cable manager

- 6527 Merle

Horizontal cable manager

- P631 Dark Heather Grey



Wood veneer table

tops are fabricated with Architectural Grade AA hand-selected hardwood veneer, plain sliced, book matched, and bonded to the core with a backing sheet for balance. Due to natural variations in wood, finished products may vary from samples in color, texture, and grain.

Wood is a natural material; slight variations occur in veneer texture, color, grain configuration, and stain acceptance. Steelcase stains are all applied with an exacting regard for consistency and are well within traditional tolerances for wood products.

Tip: Finished tops may vary slightly in tone or character from each other or from the samples Steelcase produces. No guarantee can be made of an absolutely exact match.

Wood veneer swatches are reproduced in the *Steelcase Surface Materials Reference Manual*.

▶ See *Steelcase Surface Materials Reference Manual*, for a list.

Swatch cards and actual samples of standard wood veneers

are available from your Customer Service representative.

Additional wood veneer species

are available. To confirm availability and to determine pricing, contact your local dealer, the Steelcase Solutions Resource Team, or the Steelcase Solutions Fulfillment Team at 1.888.STEELCASE (1.888.783.3522) or send an e-mail to lineone@steelcase.com.

Stains applied to Steelcase wood veneer table tops are standard with the same stain color applied to both the top and the solid hardwood edge profile. Steelcase strives to produce a consistently high quality product and some natural variation in color is to be expected. This is especially apparent on natural woods which have no stain applied. This color variation is normal and reflects the unique and natural properties of wood. This should not be considered a defect.

Care & Maintenance

Laminate should be cleaned with soap and water. For stubborn stains, use a non-abrasive household cleaner.

Veneers should be cleaned regularly with mild soap and water and dried with a soft cloth. To polish, use silicone-free household polishers. Use sparingly. *Tip: Never use ammonia based cleaners or wax on wood surfaces.*

Powder coat finishes on table legs

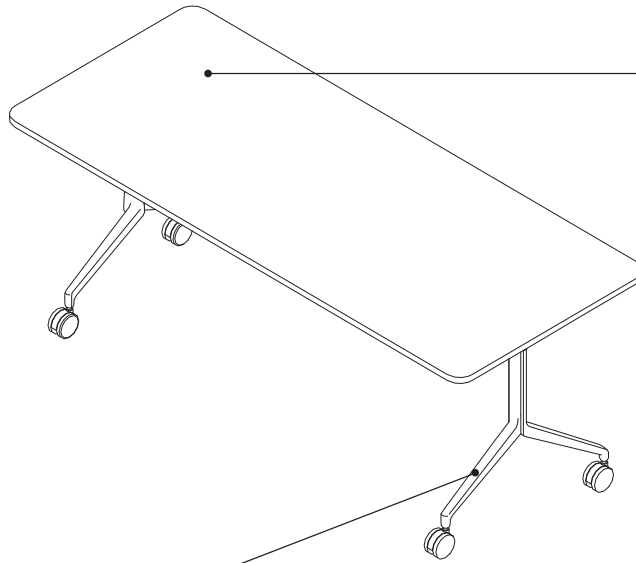
should be cleaned with a liquid detergent and water. Remove stubborn stains with liquid cleanser, such as Formula 409.

Tables should be inspected and maintained regularly by tightening screws and bolts, inspecting casters for damage, and inspecting all moving parts for damage and wear.

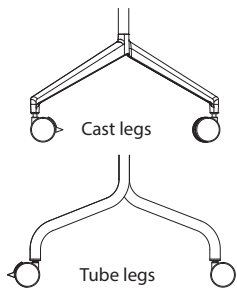
Non-Flip Training Tables

Groupwork non-flip training tables offer a solution for active learning environments and multipurpose rooms. With its light but sturdy construction, tables are easily rearranged to fit any room or layout. This table series is available in multiple top sizes and two leg styles on casters or glides.

► Specifying, pages 396–400



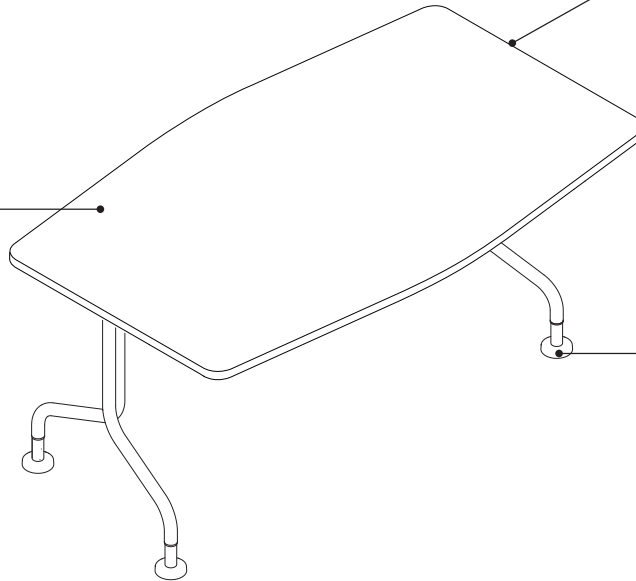
Worksurfaces have 2" radius corners with 3 mm edge band on all sides when Low-Pressure or High-Pressure Laminate is specified. Edge band color is specifiable.



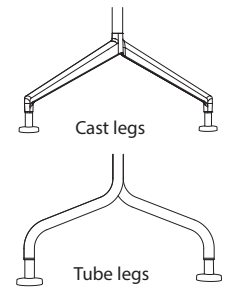
Shown with casters

Legs are available in two styles: cast and tube. Legs support 19"D, 24"D, and 30"D rectangle tables and 36"D team tables.

Top is 1" thick particle board with Low-Pressure or High-Pressure Laminate and three coordinating backer finishes or wood veneer with Gatorboard backer.



Tables are 28½"H.

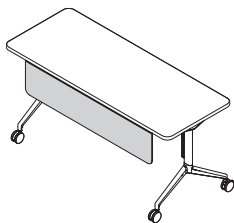


Shown with glides


Glides are available on non-flip tables only. Cast leg glides are painted to match the leg color chosen. Tube leg glides are black foam. Overall height of the table remains the same whether standard casters, soft casters, or glides have been chosen.

Product Details

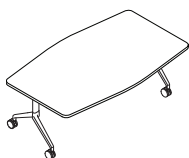
Underside of table can be specified in one of three color options—light or dark.
Tip: Veneer worksurfaces do not have a colored laminate underside. The underside color must still be specified for the support brackets and reinforcing channels.



Modesty panels are constructed of a light-weight fiberglass substrate wrapped with fabric. Panel attaches to the underside of the table with a plastic extrusion.



Reinforcing channel must be used on worksurfaces 48"W and greater to minimize deflection. Tables 60"W and greater require 2 channels. On tables 48"W to 84"W, reinforcing channels come standard and are field installed. When installed, channels add 1" below the table. The reinforcing channel will match the under-structure finish selection (light or dark).

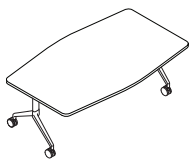


Modesty panels can not be used on 36"D team tables.

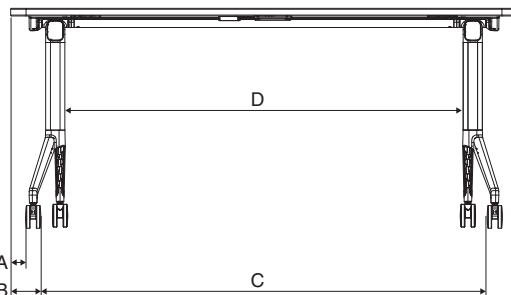
Modesty Panel Dimensions

Plan Width	Actual Width
36"	22 ¹ / ₅ "
42"	25 ¹ / ₅ "
48"	31 ¹ / ₅ "
60"	46 ¹ / ₅ "
66"	49 ¹ / ₅ "
72"	55 ¹ / ₅ "
84"	67 ¹ / ₅ "

Rectangle training tables are parametric in width from 36"W to 84"W in ¹/₁₆" increments. Team training tables are parametric in width from 60"W to 84"W in ¹/₁₆" increments.

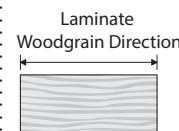


Team tables are designed specifically for small group work and project teams offering an angled shape on both sides of the table.



Depth	Width	A	B	C	D
19"	48"	0.500"	2 ¹ / ₂ "	43"	37 ⁴ / ₅ "
19"	60"	0.500"	2 ¹ / ₂ "	55"	49 ⁴ / ₅ "
19"	66"	0.500"	2 ¹ / ₂ "	61"	55 ⁴ / ₅ "
19"	72"	0.500"	2 ¹ / ₂ "	67"	61 ⁴ / ₅ "
19"	84"	0.500"	2 ¹ / ₂ "	79"	73 ⁴ / ₅ "
24"	36"	0.030"	2"	32"	25 ⁴ / ₅ "
24"	42"	0.030"	2"	38"	31 ⁴ / ₅ "
24"	48"	0.030"	2"	44"	37 ⁴ / ₅ "
24"	60"	0.030"	2"	56"	49 ⁴ / ₅ "
24"	66"	0.030"	2"	62"	55 ⁴ / ₅ "
24"	72"	0.030"	2"	68"	61 ⁴ / ₅ "
24"	84"	0.030"	2"	80"	73 ⁴ / ₅ "
30"	36"	0.030"	2"	32"	25 ⁴ / ₅ "
30"	42"	0.030"	2"	38"	31 ⁴ / ₅ "
30"	48"	0.030"	2"	44"	37 ⁴ / ₅ "
30"	60"	0.030"	2"	56"	49 ⁴ / ₅ "
30"	66"	0.030"	2"	62"	55 ⁴ / ₅ "
30"	72"	0.030"	2"	68"	61 ⁴ / ₅ "
30"	84"	0.030"	2"	80"	73 ⁴ / ₅ "
36"	60"	0.030"	2"	56"	49 ⁴ / ₅ "
36"	66"	0.030"	2"	62"	55 ⁴ / ₅ "
36"	72"	0.030"	2"	68"	61 ⁴ / ₅ "
36"	84"	0.030"	2"	80"	73 ⁴ / ₅ "

Surface Materials



Woodgrain laminates are always oriented with the grain direction running parallel with the length of the table top. You cannot specify woodgrain laminates with end- or side-matched grain directions.

Table top

- Low-Pressure Laminate
- High-Pressure Laminate
- Open Line laminate
- Wood veneer
- Customiz stain (option)

Edge

- 3 mm plastic
- Wood veneer

Legs

- Paint

Underside

- Laminate backer

Pop-up power

- 4799 Platinum Metallic
- 7243 Seagull
- 7360 Merle

Flush power

- 6053 Seagull
- 6527 Merle

Grommet

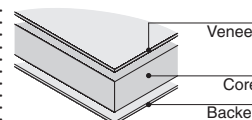
- Black plastic

Vertical cable manager

- 6527 Merle

Horizontal cable manager

- P631 Dark Heather Grey



Wood veneer table tops

are fabricated with Architectural Grade AA hand-selected hardwood veneer, plain sliced, book matched, and bonded to the core with a backing sheet for balance. Due to natural variations in wood, finished products may vary from samples in color, texture, and grain.

Non-Flip Training Tables, continued

Wood is a natural material; slight variations occur in veneer texture, color, grain configuration, and stain acceptance. Steelcase stains are all applied with an exacting regard for consistency and are well within traditional tolerances for wood products.

Tip: Finished tops may vary slightly in tone or character from each other or from the samples Steelcase produces. No guarantee can be made of an absolutely exact match.

Wood veneer swatches are reproduced in the *Steelcase Surface Materials Reference Manual*.
▶ See *Steelcase Surface Materials Reference Manual*, for a list.

Swatch cards and actual samples of standard wood veneers are available from your Customer Service representative.

Additional wood veneer species are available. To confirm availability and to determine pricing, contact your local dealer, the Steelcase Solutions Resource Team, or the Steelcase Solutions Fulfillment Team at 1.888.STEELCASE (1.888.783.3522) or send an e-mail to lineone@steelcase.com.

Stains applied to Steelcase wood veneer table tops are standard with the same stain color applied to both the top and the solid hardwood edge profile. Steelcase strives to produce a consistently high quality product and some natural variation in color is to be expected. This is especially apparent on natural woods which have no stain applied. This color variation is normal and reflects the unique and natural properties of wood. This should not be considered a defect.

Care & Maintenance

Laminate should be cleaned with soap and water. For stubborn stains, use a non-abrasive household cleaner.

Veneers should be cleaned regularly with mild soap and water and dried with a soft cloth. To polish, use silicone-free household polishes. Use sparingly.

Tip: Never use ammonia based cleaners or wax on wood surfaces.

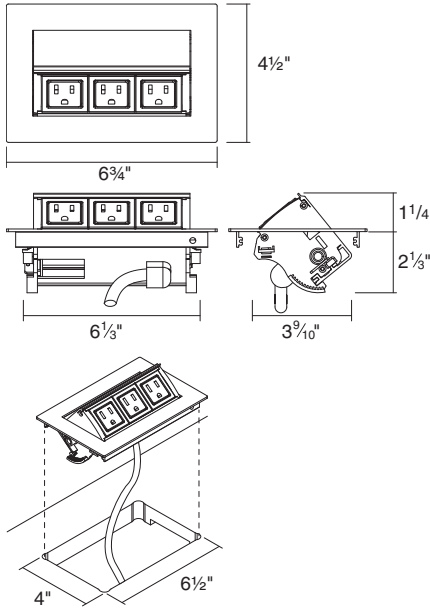
Powder coat finishes on table legs should be cleaned with a liquid detergent and water. Remove stubborn stains with liquid cleanser, such as Formula 409.

Tables should be inspected and maintained regularly by tightening screws and bolts, inspecting casters and glides for damage, and inspecting all moving parts for damage and wear.

Training Table Power and Connections

Power, Data, and Wiring

Pop-Up Power



Pop-up power is a 4 1/2" x 6 3/4" desktop module and can be configured in several choices:

- Three power
- Two power/one data
- Two power/one dual USB-A
- One power/one USB-C 60W

The pop-up power unit has a six-foot power cord and choice of standard NEMA 15-amp plug or low profile plug type.

For access to the outlets, the user opens a hinged door. Pop-up power can not be closed when cords are attached. Pop-up power are UL and CSA listed. When data is specified, an array of faceplates are supplied to accommodate a range of voice/data communication outlets.

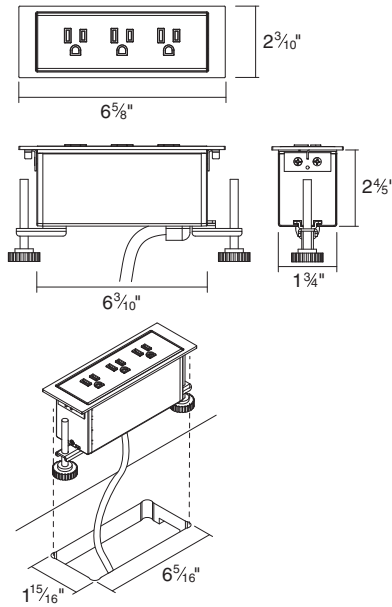
Hinge Door

4799 Platinum
7243 Seagull
7360 Merle

Outlets

6527 Merle
6053 Seagull
6527 Merle

Flush Power



Flush power is a 2 3/10" x 6 5/8" desktop module and can be configured in several choices:

- Three power
- Two power/one data
- Two power/one dual USB-A
- One power/one USB-C 60W

The flush power unit has a six-foot power cord and choice of standard NEMA 15-amp plug or low profile plug type. Flush power are UL and CSA listed.

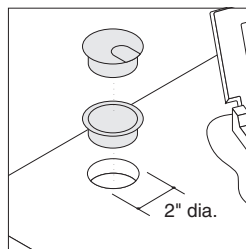
When data is specified, an array of faceplates are supplied to accommodate a range of voice/data communication outlets.

Factory installed cutouts are available as standard option for tables. For the top to have a factory installed cutout, you must specify the option, where applicable, otherwise the table will be shipped without a cutout.

▶ See pages 369 and 370

Field installed desktop modules are ordered separately, not as an option, therefore, the table top will not have a cutout and must be cut in the field per the required locations.

▶ See pages 369 and 370



Grommets are available and have a 2" diameter opening. For factory cutout, specify the grommet as an option on the table. Field installation is available. To specify, order the grommet and the table as separate items.

Power Compatibility

Legend

■ = Compatible

	Flush Center	Flush Left & Right	Pop-Up Center	Pop-Up Left & Right	Grommet Center	Grommet Left & Right
--	--------------	--------------------	---------------	---------------------	----------------	----------------------

Table Type and Dimension

Groupwork Rectangle

19" x 48"	■	N.A.	N.A.	N.A.	■	N.A.
19" x 60"	■	N.A.	N.A.	N.A.	■	N.A.
19" x 66"	■	N.A.	N.A.	N.A.	■	N.A.
19" x 72"	■	■	N.A.	N.A.	■	■
19" x 84"	■	■	N.A.	N.A.	■	■
24" x 36"	■	N.A.	■	N.A.	■	N.A.
24" x 42"	■	N.A.	■	N.A.	■	N.A.
24" x 48"	■	N.A.	■	N.A.	■	N.A.
24" x 60"	■	N.A.	■	N.A.	■	N.A.
24" x 66"	■	N.A.	■	N.A.	■	N.A.
24" x 72"	■	■	■	■	■	■
24" x 84"	■	■	■	■	■	■
30" x 36"	■	N.A.	■	N.A.	■	N.A.
30" x 42"	■	N.A.	■	N.A.	■	N.A.
30" x 48"	■	N.A.	■	N.A.	■	N.A.
30" x 60"	■	N.A.	■	N.A.	■	N.A.
30" x 66"	■	N.A.	■	N.A.	■	N.A.
30" x 72"	■	■	■	■	■	■
30" x 84"	■	■	■	■	■	■

Groupwork Team

36" x 60"	■	N.A.	■	N.A.	■	N.A.
36" x 66"	■	N.A.	■	N.A.	■	N.A.
36" x 72"	■	■	■	■	■	■
36" x 84"	■	■	■	■	■	■

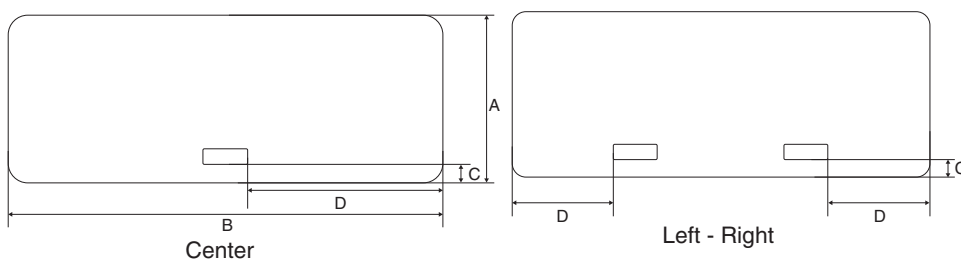
Tip: Cannot have differing devices on same table top.

Tip: Cannot combine power and grommets on the same table top.

Power Access Locations for Groupwork Training Tables

Groupwork Rectangle							
Size	Power Access	ALL			FLUSH	POPUP	GROMMET
	Power Position	A	B	C	D	D	D
19" x 48"	Center	19"	48"	2½"	20⅝"	20¾"	23"
	Left-Right	N.A.	N.A.	N.A.	N.A.	N.A.	N.A.
19" x 60"	Center	19"	60"	2½"	26⅝"	26¾"	29"
	Left-Right	N.A.	N.A.	N.A.	N.A.	N.A.	N.A.
19" x 66"	Center	19"	66"	2½"	29⅝"	29¾"	32"
	Left-Right	N.A.	N.A.	N.A.	N.A.	N.A.	N.A.
19" x 72"	Center	19"	72"	2½"	32⅝"	32¾"	35"
	Left-Right	N.A.	N.A.	2½"	14⅝"	14¾"	17"
19" x 84"	Center	19"	84"	2½"	38⅝"	38¾"	41"
	Left-Right	N.A.	N.A.	2½"	17⅝"	17¾"	20"
24" x 36"	Center	24"	36"	2½"	14⅝"	14¾"	17"
	Left-Right	N.A.	N.A.	N.A.	N.A.	N.A.	N.A.
24" x 42"	Center	24"	42"	2½"	17⅝"	17¾"	20"
	Left-Right	N.A.	N.A.	N.A.	N.A.	N.A.	N.A.
24" x 48"	Center	24"	48"	2½"	20⅝"	20¾"	23"
	Left-Right	N.A.	N.A.	N.A.	N.A.	N.A.	N.A.
24" x 60"	Center	24"	60"	2½"	26⅝"	26¾"	29"
	Left-Right	N.A.	N.A.	N.A.	N.A.	N.A.	N.A.
24" x 66"	Center	24"	66"	2½"	29⅝"	29¾"	32"
	Left-Right	N.A.	N.A.	N.A.	N.A.	N.A.	N.A.
24" x 72"	Center	24"	72"	2½"	32⅝"	32¾"	35"
	Left-Right	N.A.	N.A.	2½"	14⅝"	14¾"	17"
24" x 84"	Center	24"	84"	2½"	38⅝"	38¾"	41"
	Left-Right	N.A.	N.A.	2½"	17⅝"	17¾"	20"
30" x 36"	Center	30"	36"	2½"	14⅝"	14¾"	17"
	Left-Right	N.A.	N.A.	N.A.	N.A.	N.A.	N.A.
30" x 42"	Center	30"	42"	2½"	17⅝"	17¾"	20"
	Left-Right	N.A.	N.A.	N.A.	N.A.	N.A.	N.A.
30" x 48"	Center	30"	48"	2½"	20⅝"	20¾"	23"
	Left-Right	N.A.	N.A.	N.A.	N.A.	N.A.	N.A.
30" x 60"	Center	30"	60"	2½"	26⅝"	26¾"	29"
	Left-Right	N.A.	N.A.	N.A.	N.A.	N.A.	N.A.
30" x 66"	Center	30"	66"	2½"	29⅝"	29¾"	32"
	Left-Right	N.A.	N.A.	N.A.	N.A.	N.A.	N.A.
30" x 72"	Center	30"	72"	2½"	32⅝"	32¾"	35"
	Left-Right	N.A.	N.A.	2½"	14⅝"	14¾"	17"
30" x 84"	Center	30"	84"	2½"	38⅝"	38¾"	41"
	Left-Right	N.A.	N.A.	2½"	17⅝"	17¾"	20"

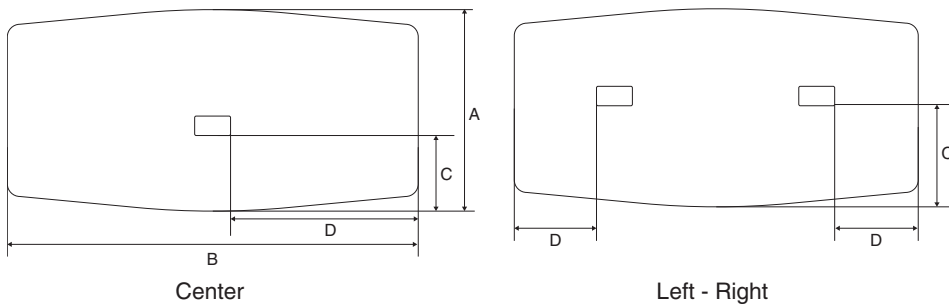
Tip: Dimensions here are based on modular widths. Parametric widths may have varying dimensions.



Power Access Locations for Groupwork Training Tables, continued

Groupwork Team													
Power Access	ALL	FLUSH	POPUP	GROMMET	FLUSH	POPUP	GROMMET	FLUSH	POPUP	GROMMET	FLUSH	POPUP	GROMMET
Table Type	Flip and Non-Flip		Non-Flip			Flip			Flip and Non-Flip				
Size	Power Position	A	B	C	C	C	C	C	C	D	D	D	
36" x 60"	Center	36"	60"	17"	16"	17"	13 ³ / ₁₀ "	11 ¹ / ₅ "	20 ² / ₅ "	26 ¹ / ₅ "	26 ³ / ₄ "	29"	
	Left-Right	N.A.	N.A.	17"	16"	17"	N.A.	N.A.	N.A.	N.A.	N.A.	N.A.	
36" x 66"	Center	36"	66"	17"	16"	17"	13 ³ / ₁₀ "	11 ¹ / ₅ "	20 ² / ₅ "	29 ¹ / ₅ "	29 ³ / ₄ "	32"	
	Left-Right	N.A.	N.A.	17"	16"	17"	N.A.	N.A.	N.A.	N.A.	N.A.	N.A.	
36" x 72"	Center	36"	72"	17"	16"	17"	13 ³ / ₁₀ "	11 ¹ / ₅ "	20 ² / ₅ "	32 ¹ / ₅ "	32 ³ / ₄ "	35"	
	Left-Right	36"	72"	17"	16"	17"	18 ³ / ₁₀ "	18 ³ / ₁₀ "	15 ¹ / ₁₀ "	14 ¹ / ₅ "	14 ³ / ₄ "	17"	
36" x 84"	Center	36"	84"	17"	16"	17"	13 ³ / ₁₀ "	11 ¹ / ₅ "	20 ² / ₅ "	38 ¹ / ₅ "	38 ³ / ₄ "	41"	
	Left-Right	36"	84"	17"	16"	17"	18 ³ / ₁₀ "	18 ³ / ₁₀ "	15 ¹ / ₁₀ "	17 ¹ / ₅ "	17 ³ / ₄ "	20"	

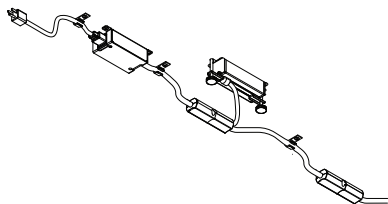
Tip: Dimensions here are based on modular widths. Parametric widths may have varying dimensions.



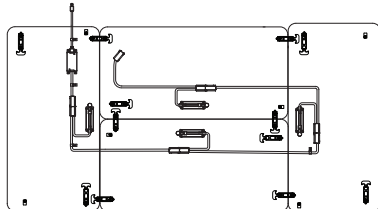
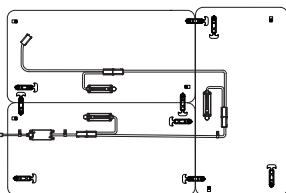
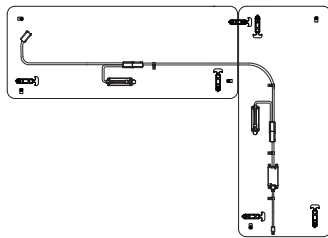
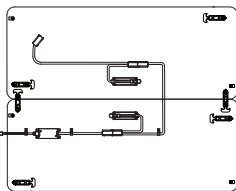
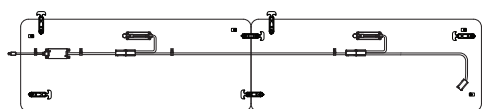
Seating Capacity Guidelines

Depth	Width	Approximate Capacity
Groupwork Rectangle		
19"	48"	1
19"	60"	2
19"	66"	2
19"	72"	2
19"	84"	2
24"	36"	1
24"	42"	1
24"	48"	1
24"	60"	2
24"	66"	2
24"	72"	2
24"	84"	2
30"	36"	1
30"	42"	1
30"	48"	1
30"	60"	2
30"	66"	2
30"	72"	2
30"	84"	2

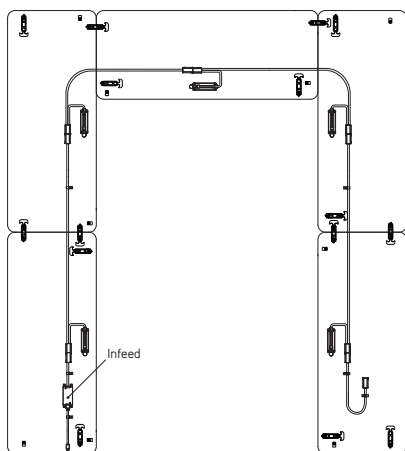
Depth	Width	Approximate Capacity
Groupwork Team		
36"	60"	4
36"	66"	4
36"	72"	4
36"	84"	6



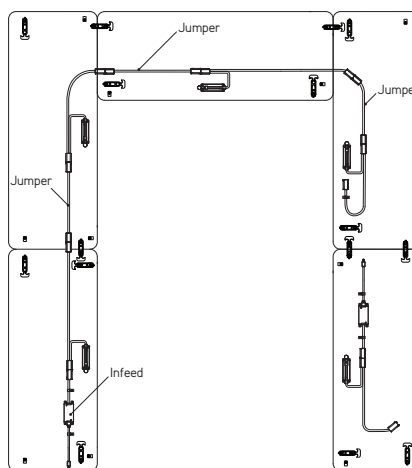
When several tables need to be connected to one another, providing power to the entire series, modular power can be specified as an option. When modular power is specified, a flush or pop-up power unit is required to be specified in order to access power. When modular power is selected, an infeed needs to be ordered. These are ordered separately. One infeed can support up to a maximum of eight connections. Tables 54"W or less require one infeed per eight tables. A jumper counts as a connection and ships automatically when required. Tables 54"W and greater require a jumper so one infeed per four tables is needed. Jumpers ship automatically when needed. Each power unit also counts as a connection so tables 72"W and greater with two power units require a new infeed every four tables.



Tables 36" W to 53¹⁵/₁₆"W-
no jumper required

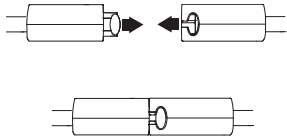


Tables 54" W to 84"W-
jumper required

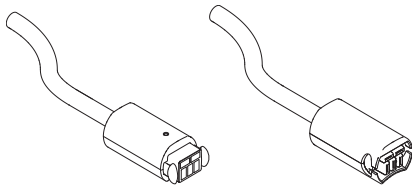


The installation of the modular power system must be followed in accordance with all assembly directions. Improper usage could result in risk of fire or electric shock. Only connect to products labeled "Modular Power System". For use in indoor, dry locations only.

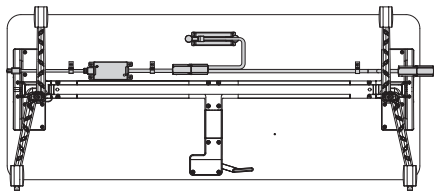
Training Table Power and Connections, continued



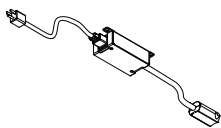
The modular power kit consists of one "male" modular connector and one "female" modular connector allowing only one way to connect the power system. The modular connectors snap together, and easily disengage by pressing the release buttons on either side of the connection. The modular connectors are designed for easy end-user reconfigurations.



The modular connectors are pattern-coded for intuitive match-up when connecting the modular power system. Match the pattern in order to properly connect tables together.

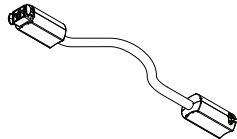


The modular power system is easily installed into pre-drilled holes in the table. The modular power system connectors are easily accessible and always in the same location, and comes with all the necessary hardware.



Modular power requires an infeed to power the tables which are ordered separately. The power cord is 6 feet with the option for either a 15-amp plug or a low profile plug.

One infeed can support up to a maximum of eight connections. Tables 54"W or less require one infeed per eight tables. Tables 54"W and greater with one power unit require a jumper which counts as a connection, so one infeed per four tables is needed. Jumpers ship automatically when needed. Each power unit also counts as a connection so tables 72"W and greater with two power units require a new infeed every four tables.



The modular power system is based on the width of the table. For tables wider than 54", a jumper is required and will be shipped automatically, no need to order separately. There are eight connections allowed per infeed, using jumpers adds connections and reduces the number of tables that can be linked together before a new infeed is required.

Specifying desktop power with modular power system.

Tip: Grommets cannot be mixed with desktop modules on a single table.

1. Determine the type of desktop module required and its configuration.

Desktop power is required when using modular power. Choose between flush or pop-up power and pick the desired configuration.

Tip: Grommets are available, however, cannot be used with desktop or modular power as they occupy the same space as desktop power units.

2. Determine how many desktop modules.

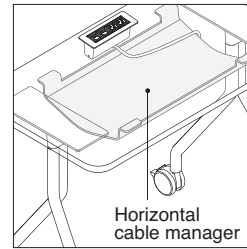
Understand the number of people sitting at the table with the requirements between power, data, and USB along with where the desktop modules are located, one in the center or two in left and right position for individual or shared use.

3. Table width determines your modular power harness length.

When table width has been specified and modular power is selected, SmartTools will automatically select the proper length modular power unit for your table. It will also automatically include a jumper if required.

4. Determine number of infeeds required.

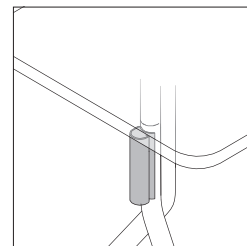
Infeeds are required when using modular power and are ordered separately with either a 15-amp plug or a low profile plug to power the tables. One infeed can support up to a maximum of eight connections. One infeed per eight tables is required on tables 54"W or less. One infeed per four tables is required on tables greater than 54".



Horizontal Cable Manager Dimensions

Plan Width	Actual Width
36"	20"
42"	23"
48"	29"
60"	44"
66"	47"
72"	53"
84"	65"

Horizontal cable managers are available as an option or a separate style number and match the width of the table. They are made of molded PET felt and hinge on one side for easy user access.



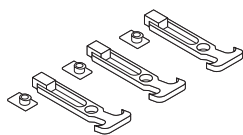
Vertical cable managers can be added to help route cables down the leg to the floor or wall.

Vertical Cable Manager Dimensions

Plan Depth	Actual Depth
19"	5"
24"	10"
30"	10"
36"	10"

Vertical cable managers designed to work on 24/30"D and 36"D legs will not fit on 19"D legs.

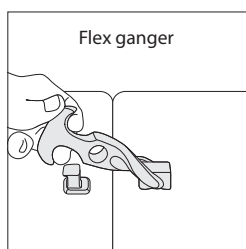
Connections



Flex Ganger Package	Style Number
---------------------	--------------

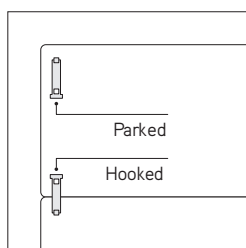
Flex Ganger	TS4FG
-------------	--------------

Flex ganger packages are available and are installed on-site. They are useful in situations when tables will frequently be reconfigured and reganged. Specify one package for each table.



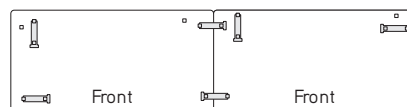
Flex gangers can be used to easily link adjacent tables in multiple configurations. Flex gangers use a flexible loop that engages a hook to hold two adjacent table tops in place. No tools are required to stretch the loop across the seam between two table edges and to connect it to the hook on the adjacent table. All flex ganger locations are pre-drilled for simple relocation when desired.

When modular power is selected, flexible ganging brackets are required and will automatically be added to your order. If additional ganging brackets are desired, more can be ordered using style number **TS4FG**.

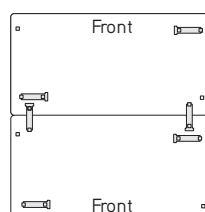


Flex gangers that are not in use can be folded back into the parked position.

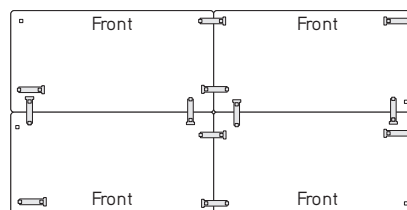
Rectangle Tables Flex Ganger Locations



End-to-end

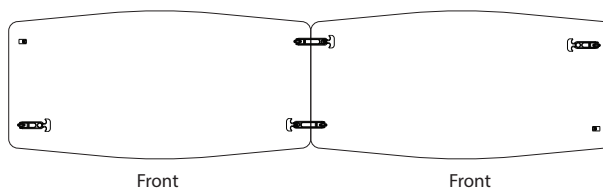


Back-to-back



End-and-back

Team Tables Flex Ganger Locations



Tables

Groupwork furniture supports team activities. It is appropriate in an open plan and an enclosed work space. Table tops and table legs are ordered separately. ▶ Specifying, page 404

Tables are 28½"H.

90° corner bridge creates additional seating where space is a premium.

Worksurfaces are woodcore with laminate top and plastic edge band. Low-Pressure Laminates or High-Pressure Laminates are available.

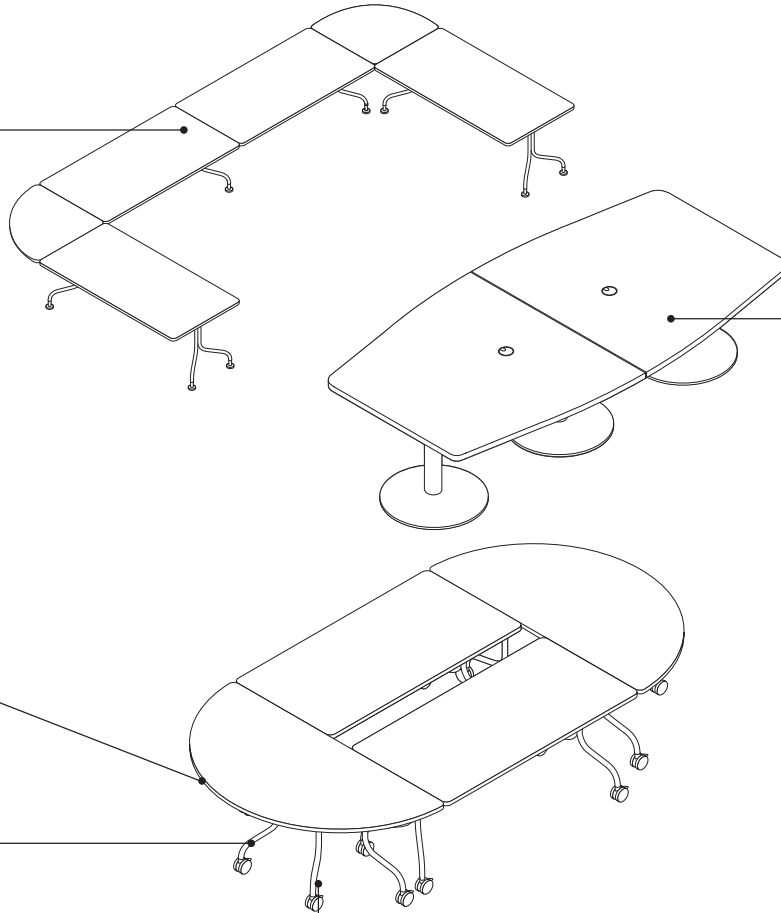
Worksurfaces have 2" radius corners with 3 mm edge band on all sides. Edge band color is selectable.

Table legs ship standard with levelers. Casters are optional.


Groupwork tables are available with T-legs and post legs.

Conference tops come standard with a grommet. For one-piece conference tops, the grommet is centered in the middle of the table. For two-piece conference tops, two grommets are standard, with grommets positioned 21" from the middle to the center of the grommet. Flip grommets are available for cable routing needs. Conference tops are offered in four shapes—rectangular, boat-shaped, racetrack, and oval. Table tops come in one piece (96"W) or two pieces (120"W or 144"W). Oval is offered in 96"W only. All tops are offered in standard 1½" or optional 1¾" thickness. All conference tops come standard with grommet. Conference table tops 120"W and 144"W, two-piece with HPL woodgrain laminates, will always be grain matched. These same tops, with LPL woodgrain laminates will not be grain matched, as well, LPL laminate 25L5 Virginia Walnut and 25L6 Blackwood will not be available on 120"W and 144"W table tops. You can use HPL 2535 Virginia Walnut and 2536 Blackwood on 120"W and 144"W and they will be grain matched.

Tip: 25L5 Virginia Walnut and 25L6 Blackwood are not available on 120"W and 144"W groupwork conference table tops.



Product Details



Round and square table tops should be used with either Groupwork round table bases or Groupwork post legs. 48"W oval table top should only be used with Groupwork post legs. All tops are offered in standard 1 1/8" or optional 1 3/8" thickness.

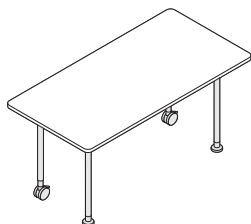
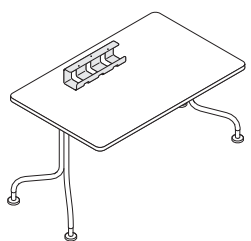
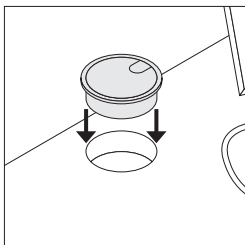


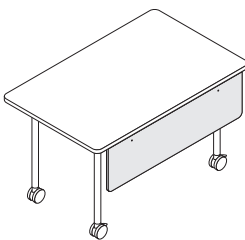
Table legs can be ordered individually to create a combination of two legs with levelers and two legs with casters.



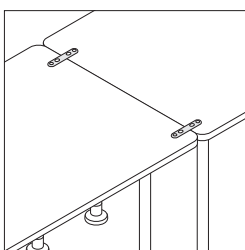
Wire management trough attaches to underside of worksurface to provide cable management and has capacity to support a powerstrip.



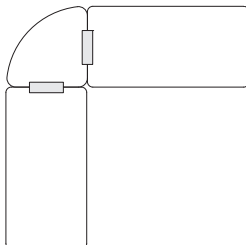
Grommets are available to finish exposed edges of field-installed openings in the worksurface for vertical cable routing. Grommets are 2" diameter black plastic.



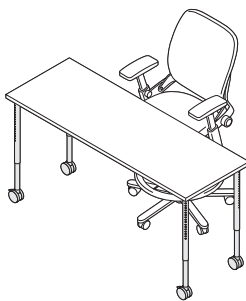
Laminate modesty panel attaches below rectangular table tops to provide privacy. Modesty panels are 9"H and are 1/2" thick. Modesty panels are finished with High-Pressure Laminate on both sides. Laminate modesty panels can be used with any table leg specification, except training tables (**TS4FLIP2** and **TS4NFLIP**).



Groupwork tables can be attached together using Kick tie plates (**TSATTIE**).



90° corner bridges use Kick in-line support plates for connectivity. 14"D in-line support plates are used with 24"D bridges, and 20"D in-line support plates are used with 30"D bridges.



Standing-height adjustable legs adjust on 1" increments from 28 1/2"-45" (includes top thickness). The legs measure 24"-40 1/2" with 3 3/8" levelers. Due to the large range of the leveler, tables may vary in height depending on how far the leveler is inserted into the leg. The 1" adjustments match the Kick Systems vertical upright adjustment pattern.

Tip: Standing-height adjustable legs have natural movement in them and are not completely rigid due to the two-piece construction.

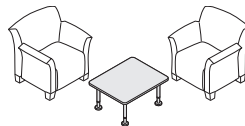



Table tops used with coffee table legs create reception areas or informal team spaces.

Groupwork tables with post legs also blend with Kick Systems furniture. Post leg tables are 28 1/2" tall (includes top thickness). The legs measure 24" with 3 3/8" levelers. Due to the large range of the leveler, tables may vary in height depending on how far the leveler is inserted into the leg.

Levelers adjust 2 1/2" for installation on uneven floors.



Reinforcing channel (TSATRC39, TSATRC48, TSATRC57, or TSATRC72), ordered separately, must be used with tops 60"W and larger. Please refer to the matrix for the appropriate worksurface brace size and quantity. Table dimensions not listed in the matrix do not require bracing.
▶ See *Groupwork Table Reinforcing Channel Requirement Matrix*, page 376.

Tip: Wider rectangular tables with casters, sizes 66", 72", and 84"W, require multiple reinforcing channels. One long and one short channel can be used to maintain the use of modesty panels, grommets, and wire management troughs. Please reference the Table Reinforcing Channel Requirement Matrix for details.

Tip: Attaching monitor arms to freestanding tables with casters or glides is not recommended due to tipping hazards.

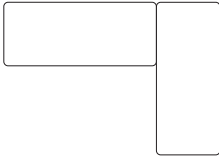
Table Reinforcing Channel Requirement Matrix

Requirement				
Size (LPL or HPL)	Post Leg	T-Leg Inline with Casters or Glides	T-Leg Angled with Glides	T-Leg Angled with Casters
18" x 60"	39"	Not applicable	Not applicable	Not applicable
18" x 66"	48"	Not applicable	Not applicable	Not applicable
18" x 72"	48"	Not applicable	Not applicable	Not applicable
18" x 84"	57"	Not applicable	Not applicable	Not applicable
24" x 60"	57"	Not applicable	39"	39"
24" x 66"	57"	Not applicable	39"	39" x 1; 48" x 1
24" x 72"	57"	Not applicable	48"	48" x 1; 57" x 1
24" x 84"	72"	Not applicable	57"	57" x 1; 72" x 1
30" x 60"	57"	48"	57"	57"
30" x 66"	57"	57"	57"	57"
30" x 72"	57"	57"	57"	57"

Tip: Table dimensions not listed in the matrix do not require bracing.


Table Configurations

Workstation




Rectangular tables

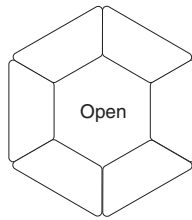
Conference



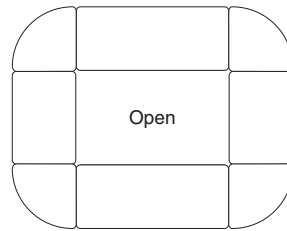
Rectangular and half-round tables



Rectangular and trapezoid tables

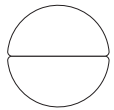


Trapezoid tables

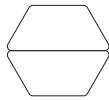


Rectangular tables and 90° corner bridge tables

Team/Collaboration



Half-round tables

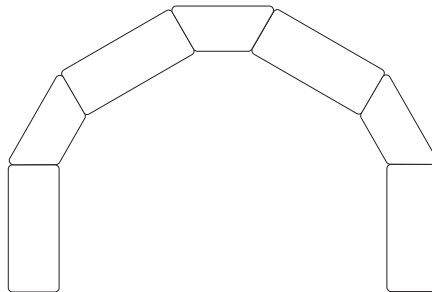


Trapezoid tables

Lecture



Rectangular tables and 90° corner bridges



Rectangular and trapezoid tables

Table Legs

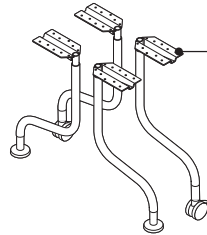
► Specifying, page 410

Laminate modesty panels can be used with any table leg specification.

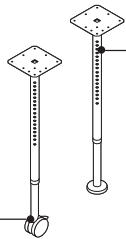
Standing-height adjustable leg is available individually or as a package of four legs. Levelers are standard. Casters are available as an option.

Caster

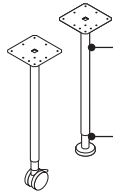
Post leg is available individually or as a package of four legs. Levelers are standard. Casters are available as an option.



T-legs support worksurfaces at 28½"H overall, including worksurface thickness. Levelers make up 3⅜" of leg height.



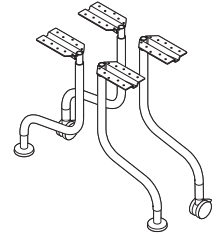
Standing-height legs with pin height adjustment adjust from 27⅞"–43⅞" in 1" increments. Levelers make up 3⅜" of leg height.



Post legs are 27⅞" without worksurface. Levelers make up 3⅜" of leg height.

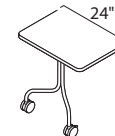
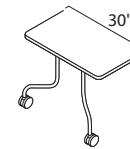
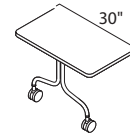
Leveler

Product Details



T-legs are available as a package of two or as a package of four legs. Levelers are standard. Casters are available as an option.

Attachment hardware (screws) is to be used with Currency, Groupwork, or Kick table tops only.



T-legs can be mounted in two positions for 30"D rectangular tops and one position for 24"D rectangular tops.

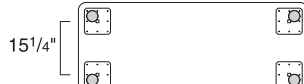
Post Leg Clearance Dimensions

18"D Rectangular Tops



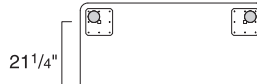
- 48"W = 39 1/4" clearance
- 60"W = 51 1/4" clearance
- 66"W = 57 1/4" clearance
- 72"W = 63 1/4" clearance
- 84"W = 75 1/4" clearance

24"D Rectangular Tops



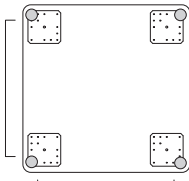
- 36"W = 27 1/4" clearance
- 42"W = 33 1/4" clearance
- 48"W = 39 1/4" clearance
- 60"W = 51 1/4" clearance
- 66"W = 57 1/4" clearance
- 72"W = 63 1/4" clearance
- 84"W = 75 1/4" clearance

30"D Rectangular Tops



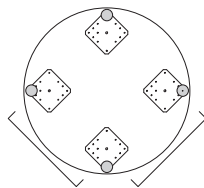
- 36"W = 27 1/4" clearance
- 42"W = 33 1/4" clearance
- 48"W = 39 1/4" clearance
- 60"W = 51 1/4" clearance
- 66"W = 57 1/4" clearance
- 72"W = 63 1/4" clearance

Square Tops



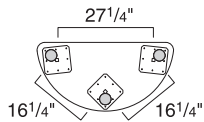
- 24"W = 15 1/2" clearance
- 30"W = 21 1/2" clearance
- 36"W = 27 1/2" clearance
- 42"W = 33 1/2" clearance
- 48"W = 39 1/2" clearance

Round Tops

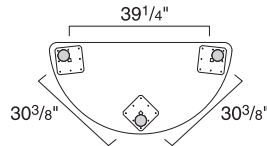


- 36"W = 19" clearance
- 42"W = 23 1/4" clearance
- 48"W = 27 1/2" clearance

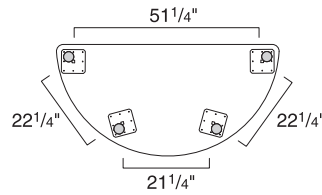
Half-Round Top—18" x 36"



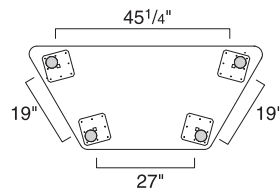
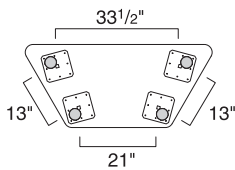
Half-Round Top—24" x 48"



Half-Round Top—30" x 60"




Trapezoid Tops—24" x 48" and 30" x 60"



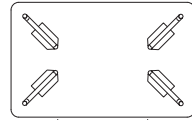
T-Leg Clearance Dimensions

24" D Rectangular Tops (T-Leg Angled)



36" = 13⁴/₅" clearance
 42" = 19⁴/₅" clearance
 48" = 25⁴/₅" clearance
 60" = 37⁴/₅" clearance
 66" = 43⁴/₅" clearance
 72" = 49⁴/₅" clearance
 84" = 61⁴/₅" clearance

30" D Rectangular Tops (T-Leg Angled)



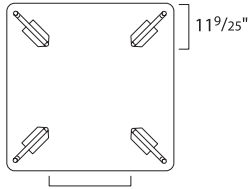
36" = 13⁴/₅" clearance
 42" = 19⁴/₅" clearance
 48" = 25⁴/₅" clearance
 60" = 37⁴/₅" clearance
 66" = 43⁴/₅" clearance
 72" = 49⁴/₅" clearance

30" D Rectangular Tops (T-Leg Inline)



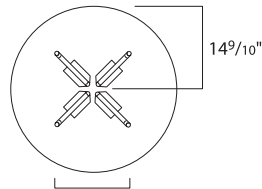
36" = 29³/₅" clearance
 42" = 35³/₅" clearance
 48" = 41³/₅" clearance
 60" = 53³/₅" clearance
 66" = 59³/₅" clearance
 72" = 65³/₅" clearance

Square Tops



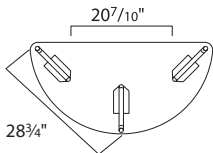
36" = 10⁴/₅" clearance
 42" = 16⁴/₅" clearance
 48" = 22⁴/₅" clearance

Round Tops

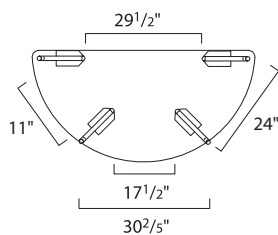


36" = 20¹/₂"
 42" = 24³/₄"
 48" = 29"

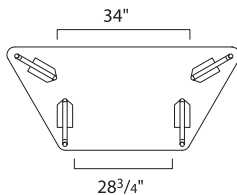
Half-Round Top—24" x 48"



Half-Round Top—30" x 60"



Trapezoid Tops—30" x 60" (T-leg Angled)



Trapezoid Tops—30" x 60" (T-leg Inline)

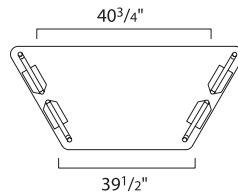
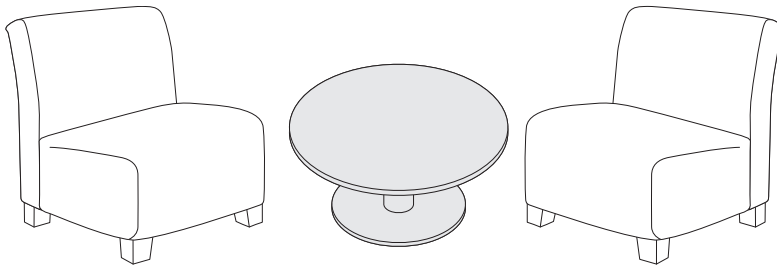



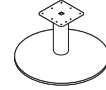
Table Bases

Bases attach to square, round, or conference table tops. Bases support square and round tops at 28½"H or 42"H overall, including top thickness. 28"H bases support conference table tops at 28½"H overall, including top thickness.

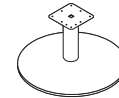
► Specifying, page 412



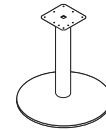
Product Details



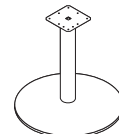
22" diameter by 16 1/8"H base can be used to create coffee tables with smaller-size round and square tops (24"–30") in reception or teaming areas. Glides are standard.



28" diameter by 16 1/8"H base can be used to create coffee tables with larger-size round and square tops (36" round and square and 42" round) in reception or teaming areas. Glides are standard.

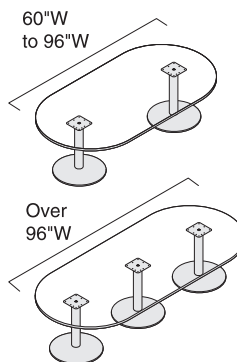


22" diameter by 27 3/8"H or 41"H bases can be used to create standard-height or cafe-height tables with smaller-size round and square tops (24"–30") in cafeterias or teaming areas. Glides are standard.




28" diameter by 27 3/8"H or 41"H bases can be used to create standard-height or cafe-height tables with smaller-size round and square tops (24"–36") in cafeterias or teaming areas. Large-size round and square tops (42" and 48") and conference tops in all sizes can be used with the 5" diameter column. For heavy use applications with any size top, it is recommended to use the 28" diameter base with 5" diameter column for added rigidity. Glides are standard.

Attachment hardware (screws) is to be used with Currency, Groupwork, or Kick table tops only.






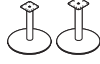













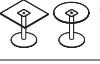























Conference table tops can be used with **TS4TBASE285** or **TS4TCAFE285** only. Both the 27³/₈\"H and 41\"H bases are designed to structurally support the additional load bearing requirements of the larger conference table tops. Two bases must be used with tops 60\"W to 96\"W, and three bases must be used with all tops over 96\"W.



Glides on Groupwork round table bases are not adjustable.

Table Top, Leg, and Base Combinations

	Post Leg or Standing-Height Adjustable Leg	T-Leg	Tie Plates	In-Line Support Plates	22" dia. bases	28" dia. base, 3" dia. column bases	28" dia. base, 3" dia. column bases	28" dia. base, 5" dia. column bases ****
					 16 1/8"; 27 3/8"; and 41" height	 16 1/8" height	 27 3/8" and 41" height	 27 3/8" and 41" height
18"D Rectangular Tops *** *****	 4	N.A.	*	N.A.	N.A.	N.A.	N.A.	N.A.
24"D Rectangular Tops	 4	 4	*	N.A.	N.A.	N.A.	N.A.	N.A.
30"D Rectangular Tops	 4	 4	*	N.A.	N.A.	N.A.	N.A.	N.A.
Round and Square Tops 24" and 30"	N.A.	N.A.	N.A.	N.A.	 1	 1	 1	 1
Round and Square Tops 36"	 4	 4	N.A.	N.A.	N.A.	 1	 1	 1
Round Tops 42" Diameter	 4	 4	N.A.	N.A.	N.A.	 1	N.A.	 1
Round Tops 48" Diameter	 4	 4	N.A.	N.A.	N.A.	N.A.	N.A.	 1
Square Tops 42" and 48"	 4	 4	N.A.	N.A.	N.A.	N.A.	N.A.	 1
Oval Top 48"	 4	N.A.	N.A.	N.A.	N.A.	N.A.	N.A.	N.A.
Half-Round Top 18" x 36" ***	 3	N.A.	*	N.A.	N.A.	N.A.	N.A.	N.A.
Half-Round Top 24" x 48" ***	 3	 4	*	N.A.	N.A.	N.A.	N.A.	N.A.
Half-Round Top 30" x 60"	 4	 4	*	N.A.	N.A.	N.A.	N.A.	N.A.
Trapezoid Top 24" x 48" *****	 4	N.A.	*	N.A.	N.A.	N.A.	N.A.	N.A.
Trapezoid Top 30" x 60"	 4	 4	*	N.A.	N.A.	N.A.	N.A.	N.A.

Note: Attachment hardware (screws) is to be used with Groupwork table tops only.

1 = Number of legs for table

* = Tie plates to be used when ganging tables with levelers to keep table together.

** = In-line support plates to be used on 24"D and 30"D corner bridge tops connecting to other tables with levelers.

*** = To ensure proper stability, post legs and standing-height adjustable post legs with caster option only cannot be used on these top sizes.

**** = To ensure proper stability, standing-height adjustable post legs with caster option only cannot be used on these top sizes.

***** = For heavy use applications, it is recommended to use the 28" diameter base with 5" column for added rigidity.

***** = Standing-height adjustable post legs cannot be used on these top sizes.

Table Top, Leg, and Base Combinations

	Post Leg or Standing-Height Adjustable Leg	T-Leg	Tie Plates	In-Line Support Plates	22" dia. bases 16 ¹ / ₈ ", 27 ³ / ₈ ", and 41" height	28" dia. base, 3" dia. column bases 16 ¹ / ₈ ", 27 ³ / ₈ ", and 41" height	28" dia. base, 3" dia. column bases 27 ³ / ₈ " and 41" height	28" dia. base, 5" dia. column bases ***** 27 ³ / ₈ " and 41" height
24"D Corner Bridges 90°	N.A.	N.A.	N.A.	14"D ** ②	N.A.	N.A.	N.A.	N.A.
30"D Corner Bridges 90°	N.A.	N.A.	N.A.	20"D ** ②	N.A.	N.A.	N.A.	N.A.
Rectangular Conference Tops—48"D x 96"W	N.A.	N.A.	N.A.	N.A.	N.A.	N.A.	N.A.	②
Racetrack Conference Tops—48"D x 96"W	N.A.	N.A.	N.A.	N.A.	N.A.	N.A.	N.A.	②
Boat-Shaped Conference Tops—48"D x 96"W	N.A.	N.A.	N.A.	N.A.	N.A.	N.A.	N.A.	②
Oval Conference Top—48"D x 96"W	N.A.	N.A.	N.A.	N.A.	N.A.	N.A.	N.A.	②
Rectangular Conference Tops—48"D x 120"W and 48"D x 144"W	N.A.	N.A.	N.A.	N.A.	N.A.	N.A.	N.A.	③
Racetrack Conference Tops—48"D x 120"W and 48"D x 144"W	N.A.	N.A.	N.A.	N.A.	N.A.	N.A.	N.A.	③
Boat-Shaped Conference Tops—48"D x 120"W and 48"D x 144"W	N.A.	N.A.	N.A.	N.A.	N.A.	N.A.	N.A.	③

① = Number of legs for table

* = Tie plates to be used when ganging tables with levelers to keep table together.

** = In-line support plates to be used on 24"D and 30"D corner bridge tops connecting to other tables with levelers.

*** = To ensure proper stability, post legs and standing-height adjustable post legs with caster option only cannot be used on these top sizes.

**** = To ensure proper stability, standing-height adjustable post legs with caster option only cannot be used on these top sizes.

***** = For heavy use applications, it is recommended to use the 28" diameter base with 5" column for added rigidity.

Screens and Marker Trays

Screens are available with laminate markerboards on both sides, e³ CeramicSteel on both sides, or tackboard on both sides. Screens are available in two heights—54"H and 66"H—and five widths—24"W, 30"W, 36"W, 42"W, and 48"W—to coordinate with Kick panel systems.

► Specifying, page 422

Laminate markerboard surface has a non-glare writing surface and accepts all standard dry-erase markers. e³ CeramicSteel surface is magnetic.

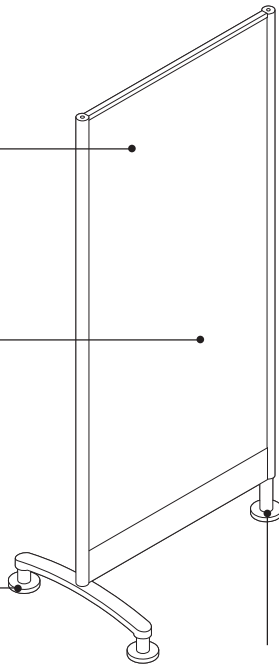
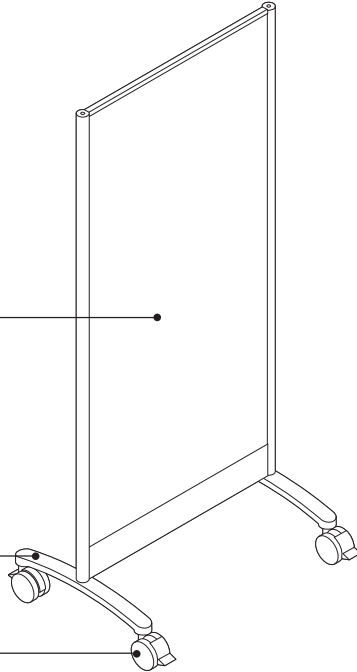
Four-leg base is standard on screens.

Four locking casters allow for easy movement.

Tackboard surface is available in a variety of fabric options.

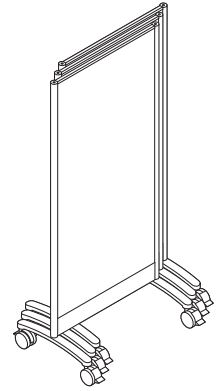
Laminate markerboard surface is available in the U.S. only. For Canada orders, specify either e³ CeramicSteel on both surfaces or tackboard on both sides.

Levelers adjust 1/4" for uneven floors. Levelers do not slide and should be used in applications where infrequent movement is required.

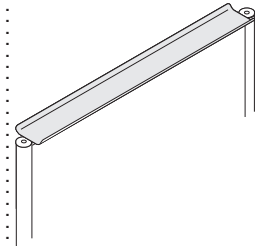


Three-leg base is available on 54"H screens as an option to create a privacy wall.

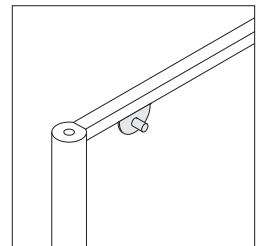
Product Details



Screens nest easily and require minimal space. The leg bases are 16"D, and each screen nested adds another 1 1/2" to the depth.

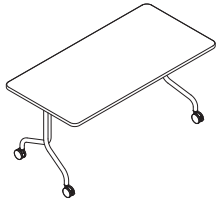


Marker tray is available to hold dry erasers and markers. The tray is attached on top of the screen top cap. Marker trays are available in all five screen widths.



Flip-chart pegs are available as an option on the top cap. They are positioned 17 3/8" apart center to center and are available on one side only. Flip-chart peg top cap works in conjunction with marker trays.

Rectangle Flip-Top Training Tables



Standard Includes	Required to Specify
<ul style="list-style-type: none"> ▶ Need help? Product details, page 360 • Table: 1"- thick top, Low-Pressure or High-Pressure Laminate price group 1 or wood group 1 veneer • 3 mm radius profile edge: plastic • Cast legs with standard casters: paint group 1 • Reinforcing channel(s) on 66"-84"W tables • Underside color scheme: light or dark 	<ol style="list-style-type: none"> 1 Style number 2 Size option (see below under Required Selections) 3 Table size (see below under Required Selections) 4 Low-Pressure or High-Pressure Laminate or Veneer color number for table 5 Plastic edge band color number for table, if selected 6 Paint color number for legs 7 Underside color scheme 8 Options, if selected (see below) <p>▶ See <i>Surface Materials</i>, page 426.</p>

Size Option	Required Selections	U.S. Price	Required to Specify
Size Option	• Modular	No cost	Specify <i>with modular</i> .
	• Parametric	No cost	Specify <i>with parametric</i> .
Table Size	• Depth	Prices at right	Specify depth
	• Width	Prices at right	Specify width.

Surface Materials	Options	U.S. Price	Required to Specify
Surface Materials	• High-Pressure Laminate price group 2		
	– 36"W	+\$ 17	Specify laminate color number.
	– 42"W	+\$ 25	Specify laminate color number.
	– 48"W	+\$ 25	Specify laminate color number.
	– 60"W	+\$ 33	Specify laminate color number.
	– 66"W	+\$ 33	Specify laminate color number.
	– 72"W	+\$ 33	Specify laminate color number.
	– 84"W	+\$ 41	Specify laminate color number.
	• High-Pressure Laminate price group 3		
	– 36"W	+\$ 33	Specify laminate color number.
	– 42"W	+\$ 48	Specify laminate color number.
	– 48"W	+\$ 48	Specify laminate color number.
	– 60"W	+\$ 63	Specify laminate color number.
	– 66"W	+\$ 63	Specify laminate color number.
	– 72"W	+\$ 63	Specify laminate color number.
	– 84"W	+\$ 82	Specify laminate color number.
	• Open Line laminate	+\$102 plus cost of laminate	▶ See <i>Surface Materials Reference Manual</i> .

Tip: Veneer worksurfaces do not have a colored laminate underside. The underside color must still be specified for the support brackets and reinforcing channels.

Wood Veneer	U.S. Price	Required to Specify
• Wood group 2	+\$102	Specify wood color number.
• Wood group 3	+\$358	Specify wood color number.
• Customiz stain	No cost	Specify <i>with customiz stain</i> .
• Full-fill finish on wood group 1	+\$102	▶ See <i>Surface Materials Reference Manual</i> .

Legs	U.S. Price	Required to Specify
• Paint price group 1	No cost	Specify paint color number.
• Paint price group 2	+\$ 63	Specify paint color number.
• Paint price group 3	+\$104	Specify paint color number.

Underside Color Scheme	U.S. Price	Required to Specify
• Light	No cost	Specify <i>with light</i> .
• Dark	No cost	Specify <i>with dark</i> .

Pop-Up Power	U.S. Price	Required to Specify
• Paint price group 1	No cost	Specify paint color number.
• Paint price group 2	+\$ 63	Specify paint color number.

Soft Caster Finish	U.S. Price	Required to Specify
• Light	No cost	Specify <i>with light soft caster finish</i> .
• Dark	No cost	Specify <i>with dark soft caster finish</i> .

▶ Options, continued on next page

Tip: Clamp on power units and monitor arms are not allowed on flip-top tables.

For Canadian Pricing
 Multiply U.S. Price by the Canadian price factor.
 ▶ See page 1 for details.

► Options, continued from previous page

	Options	U.S. Price	Required to Specify
Surface Materials, continued	Modesty Panel		
	• Fabric price group 1	No cost	Specify fabric color number.
	• Fabric price group 2	+\$ 49	Specify fabric color number.
	• Fabric price group 3	+\$132	Specify fabric color number.
Grain Direction	• No grain direction	No cost	Specify with <i>no grain direction</i> .
	• Long grain direction	No cost	Specify with <i>long grain direction</i> .
	• Short grain direction	No cost	Specify with <i>short grain direction</i> .
Leg Type	• Tube	Prices at right	Specify with <i>tube legs</i> and select paint color number.
	• Cast	Prices at right	Specify with <i>cast legs</i> and select paint color number.
Mobility	• Mobile – 4 standard casters	No cost	Specify with <i>4 standard casters</i> and select caster type.
	• Mobile – 4 soft casters	+\$140	Specify with <i>4 soft casters</i> and select caster type and soft caster finish.
Caster Type	• Two locking casters and two non-locking casters	No cost	Specify with <i>two locking casters and two non-locking casters</i> .
	• Four locking casters	No cost	Specify with <i>four locking casters</i> .
Modesty Panel	• 36"W	+\$465	Specify with <i>36"W modesty panel</i> .
	• 42"W	+\$491	Specify with <i>42"W modesty panel</i> .
	• 48"W	+\$528	Specify with <i>48"W modesty panel</i> .
	• 60"W	+\$568	Specify with <i>60"W modesty panel</i> .
	• 66"W	+\$577	Specify with <i>66"W modesty panel</i> .
	• 72"W	+\$598	Specify with <i>72"W modesty panel</i> .
	• 84"W	+\$635	Specify with <i>84"W modesty panel</i> .
Cable Manager	• No cable manager	No cost	Specify with <i>no cable manager</i> .
	• 19" vertical cable manager	+\$ 72	Specify with <i>19" vertical cable manager</i> .
	• 24"/30" vertical cable manager	+\$106	Specify with <i>24"/30" vertical cable manager</i> .
	• Horizontal cable manager	+\$385	Specify with <i>horizontal cable manager</i> .
	• Vertical and horizontal cable managers	+\$419	Specify with <i>vertical and horizontal cable manager</i> .
Power Access	• No power access	No cost	Specify with <i>no power access</i> .
	• Flush power	+\$391	Specify with <i>flush power</i> and select color number.
	• Pop-up power	+\$412	Specify with <i>pop-up power</i> and select color number.
	• Grommet	+\$106	Specify with <i>grommet only</i> .
Power Position	• Center	No cost	Specify with <i>center position</i> .
	• Left and right	No cost	Specify with <i>left and right power position</i> .
Power Configuration	For Flush Power		
	• Two power, one data	No cost	Specify with <i>two power, one data</i> .
	• Three power	+\$ 5	Specify with <i>three power</i> .
	• Two power, one USB-A	+\$189	Specify with <i>two power, one USB-A</i> .
	• One power, one USB-C 60W	+\$356	Specify with <i>one power, one USB-C 60W</i> .
	For Pop-Up Power		
	• Two power, one data	No cost	Specify with <i>two power, one data</i> .
	• Three power	+\$ 5	Specify with <i>three power</i> .
	• Two power, one USB-A	+\$189	Specify with <i>two power, one USB-A</i> .
	• One power, one USB-C 60W	+\$356	Specify with <i>one power, one USB-C 60W</i> .

► Options, continued on next page

Tip: Short grain can only be applied to tops less than 60"W.

Tip: Grain direction is only available when veneer is specified.

Tip: Cast legs and tube legs do not nest together.

Tip: Soft casters are recommended for use on hard floors.

Tip: Horizontal cable managers are not available on 19"D tables.

Tip: Pop-up power is not available on 19"D flip-top tables.

Tip: Left and right available on tables 72"W and greater.

Tip: When left and right is specified, cost of power configuration will double.

Tip: When USB-A is specified, there are two USB ports. When USB-C is specified, there is one USB port.

**For Canadian Pricing**

Multiply U.S. Price by the Canadian price factor.

► See page 1 for details.

Rectangle Flip-Top Training Tables, continued

► Options, continued from previous page

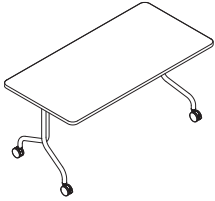
Tip: An infeed is required when modular power is selected and is ordered separately.

Tip: When modular power is selected, a flush or pop-up power unit is required.

Tip: Ganging is required when modular power is selected.

Options	U.S. Price	Required to Specify
Power Type		
• No modular power	No cost	Specify with no modular power.
For 36"W to 84"W Tables		
• Center modular power (36"W - 53 ¹⁵ / ₁₆ "W)	+\$ 98	Specify with center modular power.
• Center modular power (54"W - 84"W)	+\$225	Specify with center modular power.
For 72"W to 84"W Tables Only		
• Left and right modular power	+\$196	Specify with left and right modular power.
Power Plug Type		
• Standard NEMA 3-prong	No cost	Specify with standard NEMA 3-prong.
• Low profile plug	+\$ 40	Specify with thread low profile plug.
Ganging		
• No ganging	No cost	Specify with no ganging.
• Ganging	+\$106	Specify with ganging.

Specification Information



Style Number	Depth	Modular Parametric	U.S. Base Prices						
			Widths						
			36"W	42"W	48"W	60"W	66"W	72"W	84"W
			36"W –	42"W –	48"W –	60"W –	66"W –	72"W –	84"W
			41 ¹⁵ / ₁₆ "W	47 ¹⁵ / ₁₆ "W	59 ¹⁵ / ₁₆ "W	65 ¹⁵ / ₁₆ "W	71 ¹⁵ / ₁₆ "W	83 ⁵ / ₁₆ "W	

Laminate With Cast Legs

Style Number	Depth	Modular Parametric	36"W	42"W	48"W	60"W	66"W	72"W	84"W
TS4FLIP2	19"	N.A.	N.A.	\$1810	\$1846	\$1880	\$1912	\$2110	
	24"	\$1803	\$1827	\$1827	\$1870	\$1912	\$1949	\$2165	
	30"	\$1865	\$1865	\$1865	\$1925	\$1972	\$2020	\$2251	

Laminate With Tube Legs

Style Number	Depth	Modular Parametric	36"W	42"W	48"W	60"W	66"W	72"W	84"W
TS4FLIP2	19"	N.A.	N.A.	\$1674	\$1710	\$1744	\$1776	\$1974	
	24"	\$1667	\$1691	\$1691	\$1734	\$1776	\$1813	\$2029	
	30"	\$1729	\$1729	\$1729	\$1789	\$1836	\$1884	\$2115	

Veneer With Cast Legs

Style Number	Depth	Modular Parametric	36"W	42"W	48"W	60"W	66"W	72"W	84"W
TS4FLIP2	19"	N.A.	N.A.	\$2875	\$2933	\$2986	\$3038	\$3354	
	24"	\$2862	\$2904	\$2904	\$2972	\$3038	\$3099	\$3440	
	30"	\$2964	\$2964	\$2964	\$3060	\$3133	\$3208	\$3575	

Veneer With Tube Legs

Style Number	Depth	Modular Parametric	36"W	42"W	48"W	60"W	66"W	72"W	84"W
TS4FLIP2	19"	N.A.	N.A.	\$2739	\$2797	\$2850	\$2902	\$3218	
	24"	\$2726	\$2768	\$2768	\$2836	\$2902	\$2963	\$3304	
	30"	\$2828	\$2828	\$2828	\$2924	\$2997	\$3072	\$3439	

Tip: For both cast and tube legs, the 19"D legs are different and do not nest with 24"D or 30"D legs.



► Options, continued from previous page

	Options	U.S. Price	Required to Specify
Grain Direction	• No grain direction	No cost	Specify with no grain direction.
	• Long grain direction	No cost	Specify with long grain direction.
Legs	Leg Type		
	• Tube	Prices at right	Specify with tube legs and select paint color number.
	• Cast	Prices at right	Specify with cast legs and select paint color number.
Mobility	• Mobile – 4 standard casters	No cost	Specify with 4 standard casters and select caster type.
	• Mobile – 4 soft casters	+\$140	Specify with 4 soft casters and select caster type and soft caster finish.
Caster Type	• Two locking casters and two non-locking casters	No cost	Specify with two locking casters and two non-locking casters.
	• Four locking casters	No cost	Specify with four locking casters.
Cable Manager	• No cable manager	No cost	Specify with no cable manager.
	• Vertical cable manager	+\$106	Specify with vertical cable manager.
	• Horizontal cable manager	+\$385	Specify with horizontal cable manager.
	• Vertical and horizontal cable managers	+\$419	Specify with vertical and horizontal cable manager.
Power Access	• No power access	No cost	Specify with no power access.
	• Flush power	+\$391	Specify with flush power and select color number.
	• Pop-up power	+\$412	Specify with pop-up power and select color number.
	• Grommet	+\$106	Specify with grommet only.
Power Position	• Center	No cost	Specify with center position.
	• Left and right	No cost	Specify with left and right power position.
Power Configuration	For Flush Power		
	• Two power, one data	No cost	Specify with two power, one data.
	• Three power	+\$ 5	Specify with three power.
	• Two power, one USB-A	+\$189	Specify with two power, one USB-A.
	• One power, one USB-C 60W	+\$356	Specify with one power, one USB-C 60W.
	For Pop-Up Power		
• Two power, one data	No cost	Specify with two power, one data.	
• Three power	+\$ 5	Specify with three power.	
• Two power, one USB-A	+\$189	Specify with two power, one USB-A.	
• One power, one USB-C 60W	+\$356	Specify with one power, one USB-C 60W.	
Power Type	• No modular power	No cost	Specify with no modular power.
	For 60"W to 84"W Tables		
	• Center modular power	+\$225	Specify with center modular power.
	For 72"W to 84"W Tables Only		
	• Left and right modular power	+\$196	Specify with left and right modular power.
Power Plug Type	• Standard NEMA 3-prong	No cost	Specify with standard NEMA 3-prong.
	• Low profile plug	+\$ 40	Specify with thread low profile plug.
Ganging	• No ganging	No cost	Specify with no ganging.
	• Ganging	+\$106	Specify with ganging.

► Specification Information, continued on next page

Tip: Grain direction is only available when veneer is specified.

Tip: Cast legs and tube legs do not nest together.

Tip: Soft casters are recommended for use on hard floors.

Tip: Left and right available on tables 72"W and greater.

Tip: When left and right is specified, cost of power configuration will double.

Tip: When USB-A is specified, there are two USB ports. When USB-C is specified, there is one USB port.

Tip: An infeed is required when modular power is selected and is ordered separately.

Tip: When modular power is selected, a flush or pop-up power unit is required.

Tip: Ganging is required when modular power is selected.

**For Canadian Pricing**

Multiply U.S. Price by the Canadian price factor.

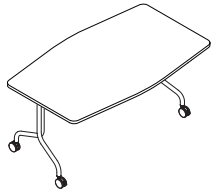
► See page 1 for details.

Team Flip-Top Training Tables, continued

► Specification Information, continued from previous page

Specification Information

• Style Number	• Depth	• Modular Parametric	• U.S. Base Prices			
			• Widths			
			60"W	66"W	72"W	84"W
			60"W –	66"W –	72"W –	84"W
			65 ¹⁵ / ₁₆ "W	71 ¹⁵ / ₁₆ "W	83 ¹⁵ / ₁₆ "W	



Laminate With Cast Legs

TS4FLIPTM	36"		\$2048	\$2100	\$2156	\$2305
------------------	-----	--	--------	--------	--------	--------

Laminate With Tube Legs

TS4FLIPTM	36"		\$1912	\$1964	\$2020	\$2169
------------------	-----	--	--------	--------	--------	--------

Veneer With Cast Legs

TS4FLIPTM	36"		\$3255	\$3338	\$3425	\$3661
------------------	-----	--	--------	--------	--------	--------

Veneer With Tube Legs

TS4FLIPTM	36"		\$3119	\$3202	\$3289	\$3525
------------------	-----	--	--------	--------	--------	--------



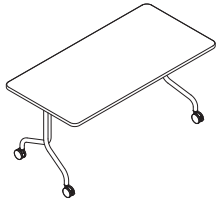
For Canadian Pricing

Multiply U.S. Price by the Canadian price factor.

► See page 1 for details.



Rectangle Non-Flip Training Tables



Standard Includes	Required to Specify
<ul style="list-style-type: none"> ▶ Need help? Product details, page 364 • Table: 1"- thick top, Low-Pressure or High-Pressure Laminate price group 1 or wood group 1 veneer • 3 mm radius profile edge: plastic • Cast legs with standard casters: paint group 1 • Reinforcing channel(s) on 48"-84"W tables • Underside color scheme: light or dark 	<ol style="list-style-type: none"> 1 Style number 2 Size option (see below under Required Selections) 3 Table size (see below under Required Selections) 4 Low-Pressure or High-Pressure Laminate or veneer color number for table 5 Plastic edge band color number for table, if selected 6 Paint color number for legs 7 Underside color scheme 8 Options, if selected (see below) <p>▶ See <i>Surface Materials</i>, page 426.</p>

Size Option	Required Selections	U.S. Price	Required to Specify
	<ul style="list-style-type: none"> • Modular • Parametric 	<ul style="list-style-type: none"> No cost No cost 	<ul style="list-style-type: none"> Specify <i>with modular</i>. Specify <i>with parametric</i>.

Table Size	Required Selections	U.S. Price	Required to Specify
	<ul style="list-style-type: none"> • Depth • Width 	<ul style="list-style-type: none"> Prices at right Prices at right 	<ul style="list-style-type: none"> Specify depth Specify width.

Surface Materials	Options	U.S. Price	Required to Specify
	<ul style="list-style-type: none"> • High-Pressure Laminate price group 2 <ul style="list-style-type: none"> - 36"W +\$ 17 - 42"W +\$ 25 - 48"W +\$ 25 - 60"W +\$ 33 - 66"W +\$ 33 - 72"W +\$ 33 - 84"W +\$ 41 • High-Pressure Laminate price group 3 <ul style="list-style-type: none"> - 36"W +\$ 33 - 42"W +\$ 48 - 48"W +\$ 48 - 60"W +\$ 63 - 66"W +\$ 63 - 72"W +\$ 63 - 84"W +\$ 82 • Open Line laminate +\$102 plus cost of laminate 		<ul style="list-style-type: none"> Specify laminate color number. Specify laminate color number. Specify laminate color number. Specify laminate color number. Specify laminate color number. Specify laminate color number. Specify laminate color number. Specify laminate color number. Specify laminate color number. Specify laminate color number. Specify laminate color number. ▶ See <i>Surface Materials Reference Manual</i>.

Wood Veneer	U.S. Price	Required to Specify
<ul style="list-style-type: none"> • Wood group 2 • Wood group 3 • Customiz stain • Full-fill finish on wood group 1 	<ul style="list-style-type: none"> +\$102 +\$358 No cost +\$102 	<ul style="list-style-type: none"> Specify wood color number. Specify wood color number. Specify <i>with customiz stain</i>. ▶ See <i>Surface Materials Reference Manual</i>.

Legs	U.S. Price	Required to Specify
<ul style="list-style-type: none"> • Paint price group 1 • Paint price group 2 • Paint price group 3 	<ul style="list-style-type: none"> No cost +\$ 63 +\$104 	<ul style="list-style-type: none"> Specify paint color number. Specify paint color number. Specify paint color number.

Underside Color Scheme	U.S. Price	Required to Specify
<ul style="list-style-type: none"> • Light • Dark 	<ul style="list-style-type: none"> No cost No cost 	<ul style="list-style-type: none"> Specify <i>with light</i>. Specify <i>with dark</i>.

Pop-Up Power	U.S. Price	Required to Specify
<ul style="list-style-type: none"> • Paint price group 1 • Paint price group 2 	<ul style="list-style-type: none"> No cost +\$ 63 	<ul style="list-style-type: none"> Specify paint color number. Specify paint color number.

Soft Caster Finish	U.S. Price	Required to Specify
<ul style="list-style-type: none"> • Light • Dark 	<ul style="list-style-type: none"> No cost No cost 	<ul style="list-style-type: none"> Specify <i>with light soft caster finish</i>. Specify <i>with dark soft caster finish</i>.

▶ Options, continued on next page

Tip: Veneer worksurfaces do not have a colored laminate underside. The underside color must still be specified for the support brackets and reinforcing channels.

Tip: Attaching monitor arms to freestanding tables with casters or glides is not recommended due to tipping hazards.

For Canadian Pricing
 Multiply U.S. Price by the Canadian price factor.
 ▶ See page 1 for details.

► Options, continued from previous page

	Options	U.S. Price	Required to Specify
Surface Materials, continued	Modesty Panel		
	• Fabric price group 1	No cost	Specify fabric color number.
	• Fabric price group 2	+\$ 49	Specify fabric color number.
	• Fabric price group 3	+\$132	Specify fabric color number.
Grain Direction	• No grain direction	No cost	Specify <i>with no grain direction</i> .
	• Long grain direction	No cost	Specify <i>with long grain direction</i> .
	• Short grain direction	No cost	Specify <i>with short grain direction</i> .
Leg	Leg Type		
	• Tube	Prices at right	Specify <i>with tube legs</i> and select paint color number.
	• Cast	Prices at right	Specify <i>with cast legs</i> and select paint color number.
Mobility	• Mobile – 4 standard casters	No cost	Specify <i>with 4 standard casters</i> and select caster type.
	• Mobile – 4 soft casters	+\$140	Specify <i>with 4 soft casters</i> and select caster type and soft caster finish.
	• Static – 4 cast glides	+\$140	Specify <i>with 4 static cast glides</i> and select glide type.
	• Static – 4 tube glides	No cost	Specify <i>with 4 static tube glides</i> and select glide type.
Caster Type	• Two locking casters and two non-locking casters	No cost	Specify <i>with two locking casters and two non-locking casters</i> .
	• Four locking casters	No cost	Specify <i>with four locking casters</i> .
Modesty Panel	• 36"W	+\$465	Specify <i>with 36"W modesty panel</i> .
	• 42"W	+\$491	Specify <i>with 42"W modesty panel</i> .
	• 48"W	+\$528	Specify <i>with 48"W modesty panel</i> .
	• 60"W	+\$568	Specify <i>with 60"W modesty panel</i> .
	• 66"W	+\$577	Specify <i>with 66"W modesty panel</i> .
	• 72"W	+\$598	Specify <i>with 72"W modesty panel</i> .
	• 84"W	+\$635	Specify <i>with 84"W modesty panel</i> .
Cable Manager	• No cable manager	No cost	Specify <i>with no cable manager</i> .
	• 19" vertical cable manager	+\$ 72	Specify <i>with 19" vertical cable manager</i> .
	• 24"/30" vertical cable manager	+\$106	Specify <i>with 24"/30" vertical cable manager</i> .
	• Horizontal cable manager	+\$385	Specify <i>with horizontal cable manager</i> .
	• Vertical and horizontal cable managers	+\$419	Specify <i>with vertical and horizontal cable manager</i> .
Power Access	• No power access	No cost	Specify <i>with no power access</i> .
	• Flush power	+\$391	Specify <i>with flush power</i> and select color number.
	• Pop-up power	+\$412	Specify <i>with pop-up power</i> and select color number.
	• Grommet	+\$106	Specify <i>with grommet only</i> .
Power Position	• Center	No cost	Specify <i>with center position</i> .
	• Left and right	No cost	Specify <i>with left and right power position</i> .
Power Configuration	For Flush Power		
	• Two power, one data	No cost	Specify <i>with two power, one data</i> .
	• Three power	+\$ 5	Specify <i>with three power</i> .
	• Two power, one USB-A	+\$189	Specify <i>with two power, one USB-A</i> .
	• One power, one USB-C 60W	+\$356	Specify <i>with one power, one USB-C 60W</i> .
	For Pop-Up Power		
• Two power, one data	No cost	Specify <i>with two power, one data</i> .	
• Three power	+\$ 5	Specify <i>with three power</i> .	
• Two power, one USB-A	+\$189	Specify <i>with two power, one USB-A</i> .	
• One power, one USB-C 60W	+\$356	Specify <i>with one power, one USB-C 60W</i> .	

► Options, continued on next page

Tip: Grain direction is only available when veneer is specified.

Tip: Short grain can only be applied to tops less than 60"W.

Tip: Soft casters are recommended for use on hard floors.

Tip: If a modesty panel is ordered with a clamp mount desktop device, the cords or the bottom of the desktop device will be on the outside of the modesty panel.

Tip: Horizontal cable managers are not available on 19"D tables.

Tip: Pop-up power is not available on 19"D tables.

Tip: Left and right available on tables 72"W and greater.

Tip: When left and right is specified, cost of power configuration will double.

Tip: When USB-A is specified, there are two USB ports. When USB-C is specified, there is one USB port.

**For Canadian Pricing**

Multiply U.S. Price by the Canadian price factor.

► See page 1 for details.

Rectangle Non-Flip Training Tables, continued

► Options, continued from previous page

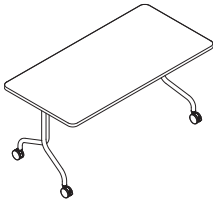
Tip: An infeed is required when modular power is selected and is ordered separately.

Tip: When modular power is selected, a flush or pop-up power unit is required.

Tip: Ganging is required when modular power is selected.

	Options	U.S. Price	Required to Specify
Power Type	• No modular power	No cost	Specify with no modular power.
	For 36"W to 84"W Tables		
	• Center modular power (36"W - 53 ¹⁵ / ₁₆ "W)	+\$ 98	Specify with center modular power.
	• Center modular power (54"W - 84"W)	+\$225	Specify with center modular power.
	For 72"W to 84"W Tables Only		
	• Left and right modular power	+\$196	Specify with left and right modular power.
Power Plug Type	• Standard NEMA 3-prong	No cost	Specify with standard NEMA 3-prong.
	• Low profile plug	+\$ 40	Specify with thread low profile plug.
Ganging	• No ganging	No cost	Specify with no ganging.
	• Ganging	+\$106	Specify with ganging.

Specification Information



• Style Number	• Depth	• Modular Parametric	• U.S. Base Prices						
			• Widths						
			36"W	42"W	48"W	60"W	66"W	72"W	84"W
			36"W –	42"W –	48"W –	60"W –	66"W –	72"W –	84"W
			41 ¹⁵ / ₁₆ "W	47 ¹⁵ / ₁₆ "W	59 ¹⁵ / ₁₆ "W	65 ¹⁵ / ₁₆ "W	71 ¹⁵ / ₁₆ "W	83 ⁵ / ₁₆ "W	

Laminate With Cast Legs

TS4NFLIP	Depth	36"W	42"W	48"W	60"W	66"W	72"W	84"W
	19"	N.A.	N.A.	\$1432	\$1461	\$1488	\$1509	\$1672
	24"	\$1424	\$1445	\$1445	\$1480	\$1509	\$1544	\$1714
	30"	\$1476	\$1476	\$1476	\$1522	\$1560	\$1599	\$1784

Laminate With Tube Legs

TS4NFLIP	Depth	36"W	42"W	48"W	60"W	66"W	72"W	84"W
	19"	N.A.	N.A.	\$1296	\$1325	\$1352	\$1373	\$1536
	24"	\$1288	\$1309	\$1309	\$1344	\$1373	\$1408	\$1578
	30"	\$1340	\$1340	\$1340	\$1386	\$1424	\$1463	\$1648

Veneer With Cast Legs

TS4NFLIP	Depth	36"W	42"W	48"W	60"W	66"W	72"W	84"W
	19"	N.A.	N.A.	\$2285	\$2331	\$2372	\$2408	\$2666
	24"	\$2271	\$2305	\$2305	\$2361	\$2408	\$2463	\$2735
	30"	\$2355	\$2355	\$2355	\$2429	\$2488	\$2549	\$2842

Veneer With Tube Legs

TS4NFLIP	Depth	36"W	42"W	48"W	60"W	66"W	72"W	84"W
	19"	N.A.	N.A.	\$2149	\$2195	\$2236	\$2272	\$2530
	24"	\$2135	\$2169	\$2169	\$2225	\$2272	\$2327	\$2599
	30"	\$2219	\$2219	\$2219	\$2293	\$2352	\$2413	\$2706

Tip: For both cast and tube legs, the 19"D legs are different and do not nest with 24"D or 30"D legs.

► Options, continued from previous page

	Options	U.S. Price	Required to Specify
Grain Direction	• No grain direction	No cost	Specify with <i>no grain direction</i> .
	• Long grain direction	No cost	Specify with <i>long grain direction</i> .
Legs	Leg Type		
	• Tube	Prices at right	Specify with <i>tube legs</i> and select paint color number.
	• Cast	Prices at right	Specify with <i>cast legs</i> and select paint color number.
Mobility	• Mobile – 4 standard casters	No cost	Specify with <i>4 standard casters</i> and select caster type.
	• Mobile – 4 soft casters	+\$140	Specify with <i>4 soft casters</i> and select caster type and soft caster finish.
	• Static – 4 cast glides	+\$140	Specify with <i>4 static cast glides</i> and select cast leg glides.
	• Static – 4 tube glides	No cost	Specify with <i>4 static tube glides</i> and select glide type.
Caster Type	• Two locking casters and two non-locking casters	No cost	Specify with <i>two locking casters and two non-locking casters</i> .
	• Four locking casters	No cost	Specify with <i>four locking casters</i> .
Cable Manager	• No cable manager	No cost	Specify with <i>no cable manager</i> .
	• Vertical cable manager	+\$106	Specify with <i>vertical cable manager</i> .
	• Horizontal cable manager	+\$385	Specify with <i>horizontal cable manager</i> .
	• Vertical and horizontal cable managers	+\$419	Specify with <i>vertical and horizontal cable manager</i> .
Power Access	• No power access	No cost	Specify with <i>no power access</i> .
	• Flush power	+\$391	Specify with <i>flush power</i> and select color number.
	• Pop-up power	+\$412	Specify with <i>pop-up power</i> and select color number.
	• Grommet	+\$106	Specify with <i>grommet only</i> .
Power Position	• Center	No cost	Specify with <i>center position</i> .
	• Left and right	No cost	Specify with <i>left and right power position</i> .
Power Configuration	For Flush Power		
	• Two power, one data	No cost	Specify with <i>two power, one data</i> .
	• Three power	+\$ 5	Specify with <i>three power</i> .
	• Two power, one USB-A	+\$189	Specify with <i>two power, one USB-A</i> .
	• One power, one USB-C 60W	+\$356	Specify with <i>one power, one USB-C 60W</i> .
	For Pop-Up Power		
	• Two power, one data	No cost	Specify with <i>two power, one data</i> .
	• Three power	+\$ 5	Specify with <i>three power</i> .
• Two power, one USB-A	+\$189	Specify with <i>two power, one USB-A</i> .	
• One power, one USB-C 60W	+\$356	Specify with <i>one power, one USB-C 60W</i> .	
Power Type	• No modular power	No cost	Specify with <i>no modular power</i> .
	For 60"W to 84"W Tables		
	• Center modular power	+\$225	Specify with <i>center modular power</i> .
	For 72"W to 84"W Tables Only		
	• Left and right modular power	+\$196	Specify with <i>left and right modular power</i> .
Power Plug Type	• Standard NEMA 3-prong	No cost	Specify with <i>standard NEMA 3-prong</i> .
	• Low Profile plug	+\$ 40	Specify with <i>thread low profile plug</i> .
Ganging	• No ganging	No cost	Specify with <i>no ganging</i> .
	• Ganging	+\$106	Specify with <i>ganging</i> .

► Specification Information, continued on next page

Tip: Grain direction is only available when veneer is specified.

Tip: Soft casters are recommended for use on hard floors.

Tip: Left and right available on tables 72"W and greater.

Tip: When left and right is specified, cost of power configuration will double.

Tip: When USB-A is specified, there are two USB ports. When USB-C is specified, there is one USB port.

Tip: An infeed is required when modular power is selected and is ordered separately.

Tip: When modular power is selected, a flush or pop-up power unit is required.

Tip: Ganging is required when modular power is selected.

**For Canadian Pricing**

Multiply U.S. Price by the Canadian price factor.

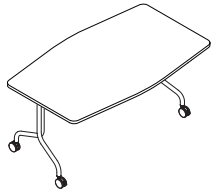
► See page 1 for details.

Team Non-Flip Training Tables, continued

► Options, on previous page

Specification Information

• Style Number	• Depth	• Modular Parametric	• U.S. Base Prices			
			• Widths			
			60"W	66"W	72"W	84"W
			60"W –	66"W –	72"W –	84"W
			65 ¹⁵ / ₁₆ "W	71 ¹⁵ / ₁₆ "W	83 ¹⁵ / ₁₆ "W	



Laminate With Cast Legs

TS4NFLIPTM	36"		\$1621	\$1664	\$1707	\$1824
-------------------	-----	--	--------	--------	--------	--------

Laminate With Tube Legs

TS4NFLIPTM	36"		\$1485	\$1528	\$1571	\$1688
-------------------	-----	--	--------	--------	--------	--------

Veneer With Cast Legs

TS4NFLIPTM	36"		\$2587	\$2653	\$2725	\$2909
-------------------	-----	--	--------	--------	--------	--------

Veneer With Tube Legs

TS4NFLIPTM	36"		\$2451	\$2517	\$2589	\$2773
-------------------	-----	--	--------	--------	--------	--------



For Canadian Pricing

Multiply U.S. Price by the Canadian price factor.

► See page 1 for details.



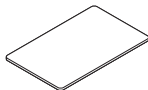
Table Tops

Rectangular, Half-Round, Trapezoid, 90° Corner Bridges

Tip: Standard worksurfaces are 1 1/8" thick. However, the actual thickness between Low-Pressure Laminate (LPL) and High-Pressure Laminate (HPL) worksurfaces is slightly different. It is recommended that only worksurfaces of the same type are specified in a given application. In addition, there may be sheen or texture differences when using LPL and HPL in adjacent applications. Please use caution when mixing and matching different worksurface types.

For laminate group 2 and 3 pricing, please refer to the electronic catalog or SmartTools.

Tip: Reinforcing channel (TSATRC39, TSATRC48, TSATRC57, or TSATRC72), ordered separately, must be used with tops 60"W and larger.
 ▶ See page 416, *Supports*.
 ▶ See page 376 for *Groupwork Table Reinforcing Channel Requirement Matrix*.



Tip: To ensure proper leg usage, consult the groupwork table top, leg, and base combination section of the specification guide.
 ▶ See page 384.



For Canadian Pricing
 Multiply U.S. Price by the Canadian price factor.
 ▶ See page 1 for details.

Standard Includes	Required to Specify
-------------------	---------------------

- | | |
|---|--|
| ▶ Need help?
Product details, page 374 | <ul style="list-style-type: none"> • 1 1/8"-thick top: Low-Pressure Laminate or High-Pressure Laminate price group 1 • 3 mm radius profile edge: plastic |
|---|--|

- | |
|--|
| 1 Style number |
| 2 Low-Pressure Laminate or High-Pressure Laminate color number for top, as appropriate |
| 3 Plastic edge band color number for top |
| 4 Options, if selected (see below) |
| ▶ See <i>Surface Materials</i> , page 426. |

Options	U.S. Price	Required to Specify
---------	------------	---------------------

- | | | |
|--|--|---|
| Surface Materials | High-Pressure Laminate worksurfaces | |
| <ul style="list-style-type: none"> • Laminate price group 2 • Laminate price group 3 • Open Line laminate | See information at left
See information at left +\$102
plus cost of laminate | Specify laminate color number.
Specify laminate color number.
▶ See <i>Surface Materials Reference Manual</i> . |

- | | | |
|-------------------------|--|--|
| Related Products | <ul style="list-style-type: none"> • Groupwork table legs • Groupwork table bases • Modesty panels • Wire management trough • Reinforcing channel | <ul style="list-style-type: none"> ▶ Page 410 ▶ Page 412 ▶ Page 413 ▶ Page 414 ▶ Page 417 |
|-------------------------|--|--|

Specification Information					
Dimensions	Style	U.S.	Style	U.S.	U.S.
D	W	Price	Number	Base	Price
			LPL	HPL	

Rectangular Tops

18"	48"	TS4TLR1848	\$286	TS4THR1848	\$334
18"	60"	TS4TLR1860	\$389	TS4THR1860	\$466
18"	66"	TS4TLR1866	\$435	TS4THR1866	\$475
18"	72"	TS4TLR1872	\$461	TS4THR1872	\$501
18"	84"	TS4TLR1884	\$544	TS4THR1884	\$678
24"	36"	TS4TLR2436	\$252	TS4THR2436	\$276
24"	42"	TS4TLR2442	\$278	TS4THR2442	\$295
24"	48"	TS4TLR2448	\$315	TS4THR2448	\$361
24"	60"	TS4TLR2460	\$423	TS4THR2460	\$467
24"	66"	TS4TLR2466	\$461	TS4THR2466	\$495
24"	72"	TS4TLR2472	\$493	TS4THR2472	\$504
24"	84"	TS4TLR2484	\$594	TS4THR2484	\$751
30"	36"	TS4TLR3036	\$311	TS4THR3036	\$388
30"	42"	TS4TLR3042	\$340	TS4THR3042	\$403
30"	48"	TS4TLR3048	\$370	TS4THR3048	\$457
30"	60"	TS4TLR3060	\$506	TS4THR3060	\$517
30"	66"	TS4TLR3066	\$534	TS4THR3066	\$568
30"	72"	TS4TLR3072	\$577	TS4THR3072	\$626

▶ **Specification Information, continued on next page**

► Specification Information, continued from previous page

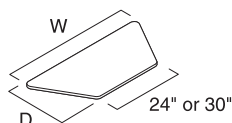
Specification Information

Dimensions		Style Number LPL	U.S. Price	Style Number HPL	U.S. Base Price
D	W				



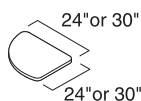
Half-Round Tops

18"	36"	TS4TLN1836	\$368	TS4THN1836	\$426
24"	48"	TS4TLN2448	\$516	TS4THN2448	\$545
30"	60"	TS4TLN3060	\$658	TS4THN3060	\$695



Trapezoid Tops

21 ³ / ₈ "	48"	TS4TLG2448	\$461	TS4THG2448	\$533
26 ¹ / ₂ "	60"	TS4TLG3060	\$664	TS4THG3060	\$766



90° Corner Bridges

24"	24"	TS4TLL2424	\$308	TS4THL2424	\$357
30"	30"	TS4TLL3030	\$358	TS4THL3030	\$414

 **For Canadian Pricing**
 Multiply U.S. Price by the Canadian price factor.
 ► See page 1 for details.

Table Tops

Round, Square, and Oval

Tip: Standard worksurfaces are 1 1/8" thick. However, the actual thickness between Low-Pressure Laminate (LPL) and High-Pressure Laminate (HPL) worksurfaces is slightly different. It is recommended that only worksurfaces of the same type are specified in a given application. In addition, there may be sheen or texture differences when using LPL and HPL in adjacent applications. Please use caution when mixing and matching different worksurface types.

For laminate group 2 and 3 pricing, please refer to the electronic catalog or SmartTools.



Standard Includes		Required to Specify
<ul style="list-style-type: none"> ▶ Need help? Product details, page 374 	<ul style="list-style-type: none"> • Top: 1 1/8"-thick: Low-Pressure Laminate or High-Pressure Laminate price group 1, if selected • Top: 1 3/8"-thick (Suffix T): Low-Pressure Laminate or High-Pressure Laminate price group 1, if selected • 3 mm radius profile edge: plastic 	<ol style="list-style-type: none"> 1 Style number 2 Low-Pressure Laminate or High-Pressure Laminate color number for top, as appropriate 3 Plastic edge band color number for top 4 Options, if selected (see below) <ul style="list-style-type: none"> ▶ See <i>Surface Materials</i>, page 426.

Options	U.S. Price	Required to Specify
Surface Materials <ul style="list-style-type: none"> • High-Pressure Laminate worksurfaces • Laminate price group 2 • Laminate price group 3 • Open Line laminate 	<ul style="list-style-type: none"> • See information at left • See information at left +\$102 plus cost of laminate 	<ul style="list-style-type: none"> • Specify laminate color number. • Specify laminate color number. ▶ See <i>Surface Materials Reference Manual</i>.
Related Products <ul style="list-style-type: none"> • Groupwork table legs • Groupwork table bases • Modesty panels • Wire management trough 		<ul style="list-style-type: none"> ▶ Page 410 ▶ Page 412 ▶ Page 413 ▶ Page 414

Specification Information				
Dimensions	Style Number	U.S. Price	Style Number	U.S. Base Price
D W	LPL		HPL	
.....

Round Tops

1 1/8"-thick top					
24"	24"	TS4TLDR24	\$286	TS4THDR24	\$332
30"	30"	TS4TLDR30	\$370	TS4THDR30	\$428
36"	36"	TS4TLDR36	\$449	TS4THDR36	\$521
42"	42"	TS4TLDR42	\$516	TS4THDR42	\$594
48"	48"	TS4TLDR48	\$574	TS4THDR48	\$660
1 3/8"-thick top					
24"	24"	TS4TLDR24T	\$433	TS4THDR24T	\$497
30"	30"	TS4TLDR30T	\$517	TS4THDR30T	\$595
36"	36"	TS4TLDR36T	\$596	TS4THDR36T	\$684
42"	42"	TS4TLDR42T	\$663	TS4THDR42T	\$765
48"	48"	TS4TLDR48T	\$721	TS4THDR48T	\$829

▶ **Specification Information, continued on next page**



For Canadian Pricing
 Multiply U.S. Price by the Canadian price factor.
 ▶ See page 1 for details.

► Specification Information, continued from previous page

Specification Information

Dimensions		Style Number LPL	U.S. Price	Style Number HPL	U.S. Base Price
D	W				

Square Tops

1¹/₈"-thick top

24"	24"	TS4TLR2424	\$286	TS4THR2424	\$393
30"	30"	TS4TLR3030	\$370	TS4THR3030	\$406
36"	36"	TS4TLR3636	\$450	TS4THR3636	\$522
42"	42"	TS4TLR4242	\$516	TS4THR4242	\$594
48"	48"	TS4TLR4848	\$574	TS4THR4848	\$660

1³/₈"-thick top

24"	24"	TS4TLR2424T	\$433	TS4THR2424T	\$497
30"	30"	TS4TLR3030T	\$517	TS4THR3030T	\$595
36"	36"	TS4TLR3636T	\$597	TS4THR3636T	\$685
42"	42"	TS4TLR4242T	\$663	TS4THR4242T	\$765
48"	48"	TS4TLR4848T	\$721	TS4THR4848T	\$829

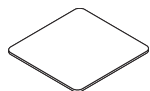
Oval Top

1¹/₈"-thick top

24"	48"	TS4TLDV2448	\$517	TS4THDV2448	\$595
-----	-----	--------------------	-------	--------------------	-------

1³/₈"-thick top

24"	48"	TS4TLDV244T	\$664	TS4THDV244T	\$766
-----	-----	--------------------	-------	--------------------	-------

**For Canadian Pricing**

Multiply U.S. Price by the Canadian price factor.

► See page 1 for details.

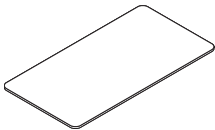
Conference Table Tops

Tip: Conference tops that are 120"W or wider ship in two pieces with quick-connect hardware and brackets.

Tip: Standard worksurfaces are 1 1/8" thick. However, the actual thickness between Low-Pressure Laminate (LPL) and High-Pressure Laminate (HPL) worksurfaces is slightly different. It is recommended that only worksurfaces of the same type are specified in a given application. In addition, there may be sheen or texture differences when using LPL and HPL in adjacent applications. Please use caution when mixing and matching different worksurface types.

For laminate group 2 and 3 pricing, please refer to the electronic catalog or SmartTools.

Tip: When ordered in HPL woodgrain laminates, two-piece tops will have matching grain patterns where the tops meet. When ordered in LPL woodgrain laminates, two-piece tops will not have matching grain patterns where the tops meet.



Standard Includes	Required to Specify
<ul style="list-style-type: none"> ▶ Need help? Product details, page 374 • Top: 1 1/8"-thick: Low-Pressure Laminate or High-Pressure Laminate price group 1, if selected • Top: 1 3/8"-thick (Suffix T): Low-Pressure Laminate or High-Pressure Laminate price group 1, if selected • 3 mm radius profile edge: plastic 	<ul style="list-style-type: none"> 1 Style number 2 Low-Pressure Laminate or High-Pressure Laminate color number for top, as appropriate 3 Plastic edge band color number for top 4 Options, if selected (see below) ▶ See <i>Surface Materials</i>, page 426.

Options	U.S. Price	Required to Specify
Surface Materials High-Pressure Laminate worksurfaces <ul style="list-style-type: none"> • Laminate price group 2 • Laminate price group 3 • Open Line laminate 	See information at left See information at left +\$102 plus cost of laminate	Specify laminate color number. Specify laminate color number. ▶ See <i>Surface Materials Reference Manual</i> .
Grommet <ul style="list-style-type: none"> • One black plastic grommet (96"W only) • Two black plastic grommets (120"W and 144"W only) 	+\$ 24 +\$ 48	Specify <i>with one grommet</i> . Specify <i>with two grommet</i> .
Related Products <ul style="list-style-type: none"> • Groupwork table bases • Wire management trough 		▶ Page 412 ▶ Page 414

Specification Information					
Dimensions	Style	U.S.	Style	U.S.	
D W	Number	Price	Number	Base	
	LPL		HPL	Price	

Rectangular Conference Tops

1 1/8"-thick top

48"	96"	TS4TLR4896	\$ 974	TS4THR4896	\$1120
48"	120"	TS4TLR48120	\$1179	TS4THR48120	\$1357
48"	144"	TS4TLR48144	\$1332	TS4THR48144	\$1534

1 3/8"-thick top

48"	96"	TS4TLR4896T	\$1121	TS4THR4896T	\$1289
48"	120"	TS4TLR4812T	\$1473	TS4THR4812T	\$1693
48"	144"	TS4TLR4814T	\$1626	TS4THR4814T	\$1871

▶ **Specification Information, continued on next page**



For Canadian Pricing

Multiply U.S. Price by the Canadian price factor.

▶ See page 1 for details.

► Specification Information, continued from previous page

Specification Information

Dimensions		Style Number LPL	U.S. Price	Style Number HPL	U.S. Base Price
D	W				



Racetrack Conference Tops

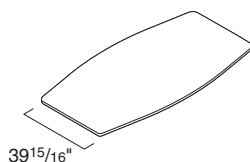
1 1/8"-thick top

48"	96"	TS4TLD4896	\$1022	TS4THD4896	\$1172
48"	120"	TS4TLD48120	\$1234	TS4THD48120	\$1420
48"	144"	TS4TLD48144	\$1383	TS4THD48144	\$1591

1 3/8"-thick top

48"	96"	TS4TLD4896T	\$1169	TS4THD4896T	\$1347
48"	120"	TS4TLD4812T	\$1528	TS4THD4812T	\$1759
48"	144"	TS4TLD4814T	\$1677	TS4THD4814T	\$1931

Boat-Shaped Conference Tops



1 1/8"-thick top

48"	96"	TS4TLB4896	\$1022	TS4THB4896	\$1172
48"	120"	TS4TLB48120	\$1234	TS4THB48120	\$1420
48"	144"	TS4TLB48144	\$1383	TS4THB48144	\$1591

1 3/8"-thick top

48"	96"	TS4TLB4896T	\$1169	TS4THB4896T	\$1347
48"	120"	TS4TLB4812T	\$1528	TS4THB4812T	\$1759
48"	144"	TS4TLB4814T	\$1677	TS4THB4814T	\$1931

Oval Conference Tops



1 1/8"-thick top

48"	96"	TS4TLDV4896	\$1022	TS4THDV4896	\$1172
-----	-----	--------------------	--------	--------------------	--------

1 3/8"-thick top

48"	96"	TS4TLDV489T	\$1169	TS4THDV489T	\$1347
-----	-----	--------------------	--------	--------------------	--------

 **For Canadian Pricing**
 Multiply U.S. Price by the Canadian price factor.
 ► See page 1 for details.

Table Legs

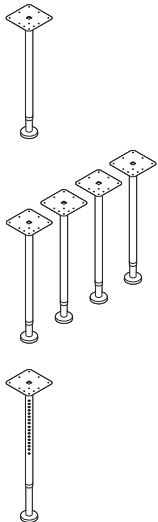
Tip: Levelers are adjustable (lower height), but do not slide. To easily move tables, order tables with casters.

Tip: Attachment hardware is to be used with Currency, Kick, or Groupwork table tops only.

Tip: To ensure proper stability when casters are specified, see the Groupwork table top, leg, and base combinations section of the specifications guide. ▶ See page 384

Tip: Attaching monitor arms to freestanding tables with casters or glides is not recommended due to tipping hazards.

Tip: Translucent screens and slatwalls are not available on 18"D fixed tops, if post legs are selected.



Tip: Translucent screens and slatwalls are not available on 18"D or 24"D height-adjustable tops, if standing-height adjustable post legs are selected.

Tip: Standing height-adjustable post leg is not available with 18"D tops.

Standard Includes		Required to Specify
▶ Need help? Product details, page 378	<ul style="list-style-type: none"> Table leg(s): paint price group 1 Levelers on post, standing-height, and T-legs: black plastic only Pin height adjustable leg(s) on standing-height only Attachment hardware 	1 Style number 2 Paint color number for leg(s) 3 Options, if selected (see below) ▶ See <i>Surface Materials</i> , page 426.

Options	U.S. Price	Required to Specify
Surface Materials <ul style="list-style-type: none"> Paint price group 1 Paint price group 2 Paint price group 3 	Post, standing-height, or T-legs No cost +\$17 per leg +\$24 per leg	Specify paint color number. Specify paint color number. Specify paint color number.
Casters <ul style="list-style-type: none"> One locking caster 	One post or standing-height +\$ 5	Specify with <i>caster</i> .
	Two T-legs <ul style="list-style-type: none"> Two casters (one locking and one non-locking) 	+\$11 Specify with <i>two casters</i> .
	Four post, standing-height, or T-legs <ul style="list-style-type: none"> Four casters (two locking and two non-locking) 	+\$20 Specify with <i>four casters</i> .
Related Products <ul style="list-style-type: none"> Modesty panels Table tops 		▶ Page 413 ▶ Page 404

Specification Information		
Height	Style Number	U.S. Base Price

One Post Leg

27 ³ / ₈ "	TS4L27PG	\$166
:	:	:

Package of Four Post Legs

27 ³ / ₈ "	TS4L27PG4	\$614
:	:	:

One Standing-Height Adjustable Post Leg

27 ³ / ₈ "–44 ⁷ / ₈ "	TS4LSHPG	\$293
:	:	:

▶ **Specification Information, continued on next page**

► Specification Information, continued from previous page

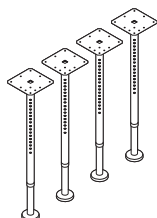
Specification Information

Tip: Translucent screens and slatwalls are not available on 18"D fixed tops, if post legs are selected.

Height	Style Number	U.S. Base Price
--------	--------------	-----------------

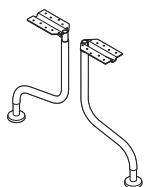
Package of Four Standing-Height Adjustable Post Legs

27 ³ / ₈ "-44"	TS4LSHPG4	\$1130
--------------------------------------	------------------	--------



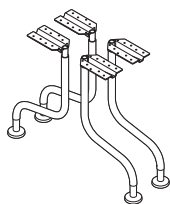
Two T-Legs

27 ³ / ₈ "	TS4L27TG 3 4/24	\$ 311
----------------------------------	-----------------------------------	--------



Package of Four T-Legs

27 ³ / ₈ "	TS4L27TG4 3 4/24	\$ 577
----------------------------------	------------------------------------	--------



Tip: When ordering T-legs, style number **TS4L27TG** includes two halves that form one complete T-leg. This style number would support one end of a table. Style number **TS4L27TG4** includes four halves that form two complete T-legs. This style number would support both ends of a table.



For Canadian Pricing

Multiply U.S. Price by the Canadian price factor.

► See page 1 for details.

~~3~~4/24 = Last order entry
April 14, 2024

Table Bases

Tip: Attachment hardware is to be used with Currency, Kick, or Groupwork table tops only.

Standard Includes		Required to Specify
<ul style="list-style-type: none"> ▶ Need help? Product details, page 382 	<ul style="list-style-type: none"> • Base: paint price group 1 • Glides: black plastic only • Attachment hardware 	<ul style="list-style-type: none"> 1 Style number 2 Paint color number for base 3 Options, if selected (see below) ▶ See <i>Surface Materials</i>, page 426.

Options	U.S. Price	Required to Specify
Surface Materials <ul style="list-style-type: none"> • Paint price group 1 • Paint price group 2 • Paint price group 3 	No cost +\$ 45 +\$104	Specify paint color number. Specify paint color number. Specify paint color number.

Specification Information				
Dimensions	Diameter of Base	Diameter of Column	Style Number	U.S. Base Price

Coffee-Height Round Table Bases

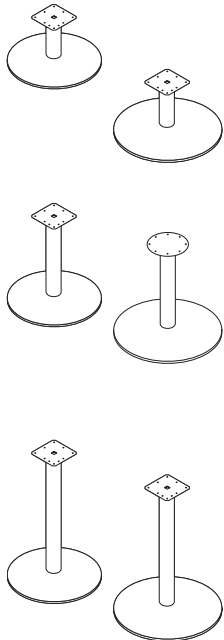
16 1/8"	22"	3"	TS4TCOF22	✕10/23 \$ 473
16 1/8"	28"	3"	TS4TCOF28	✕10/23 \$ 728

Round Table Bases

27 3/8"	22"	3"	TS4TBASE22	\$ 493
27 3/8"	28"	3"	TS4TBASE28	\$ 749
27 3/8"	28"	5"	TS4TBASE285	\$1081

Café-Height Round Table Bases

41"	22"	3"	TS4TCAFE22	\$ 517
41"	28"	3"	TS4TCAFE28	\$ 767
41"	28"	5"	TS4TCAFE285	\$1123



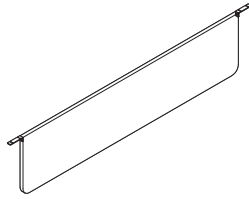
Tip: For heavy use applications, it is recommended to use the 28" diameter base with 5" diameter column for added rigidity.



For Canadian Pricing
 Multiply U.S. Price by the Canadian price factor.
 ▶ See page 1 for details.

✕10/23 = Last order entry
 October 15, 2023

Laminate Modesty Panels



For laminate group 2 and 3 pricing, please refer to the electronic catalog or SmartTools.

Tip: Laminate modesty panels are not available on Groupwork training tables.

Standard Includes	Required to Specify
<ul style="list-style-type: none"> Need help? Product details, page 375 Modesty panel: High-Pressure Laminate price group 1 Bracket: black paint only 	<ul style="list-style-type: none"> 1 Style number 2 High-Pressure Laminate color number for modesty panel 3 Options, if selected (see below) ▶ See <i>Surface Materials</i>, page 426.

Options	U.S. Price	Required to Specify
Surface Materials <ul style="list-style-type: none"> Laminate price group 2 Laminate price group 3 	<ul style="list-style-type: none"> See information at left See information at left 	<ul style="list-style-type: none"> Specify laminate color number. Specify laminate color number.

Specification Information				
Dimensions		Corresponding Table Top Width	Style Number	U.S. Price
W	H			
25 ⁵ / ₈ "	9"	36"	TS4MH36	\$350
31 ⁵ / ₈ "	9"	42"	TS4MH42	\$367
37 ⁵ / ₈ "	9"	48"	TS4MH48	\$387
49 ⁵ / ₈ "	9"	60"	TS4MH60	\$427
55 ⁵ / ₈ "	9"	66"	TS4MH66	\$444
61 ⁵ / ₈ "	9"	72"	TS4MH72	\$458
73 ⁵ / ₈ "	9"	84"	TS4MH84	\$506
.



For Canadian Pricing
 Multiply U.S. Price by the Canadian price factor.
 ▶ See page 1 for details.

Table Components, continued

Fabric Modesty Panels



Tip: Fabric modesty panels are available for use on Groupwork tables with post legs or on Groupwork training tables.

Standard Includes		Required to Specify
-------------------	--	---------------------

- | | | |
|--|--|--|
| <ul style="list-style-type: none"> ▶ Need help? Product details, page 375 | <ul style="list-style-type: none"> • Modesty panel: fabric price group 1 • Attachment hardware | <ol style="list-style-type: none"> 1 Style number 2 Width (see below under Required Selections) 3 Fabric color number <ul style="list-style-type: none"> ▶ See <i>Surface Materials</i>, page 426. |
|--|--|--|

Required Selections	U.S. Price	Required to Specify
---------------------	------------	---------------------

Width	<ul style="list-style-type: none"> • 36"W • 42"W • 48"W • 60"W • 66"W • 72"W • 84"W 	See below See below See below See below See below See below See below	Specify with 36" width. Specify with 42" width. Specify with 48" width. Specify with 60" width. Specify with 66" width. Specify with 72" width. Specify with 84" width.
--------------	--	---	---

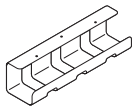
Options	U.S. Price	Required to Specify
---------	------------	---------------------

Surface Materials	<ul style="list-style-type: none"> • Fabric price group 1 • Fabric price group 2 • Fabric price group 3 	No cost +\$ 49 +\$132	Specify fabric color number. Specify fabric color number. Specify fabric color number.
--------------------------	--	-----------------------------	--

Specification Information

• Style Number	• Dimensions Height	• U.S. Base Prices						
		36"W	42"W	48"W	60"W	66"W	72"W	84"W
TS4MP	11½"	\$465	\$489	\$527	\$567	\$575	\$597	\$634

Wire Management Trough



Standard Includes		Required to Specify
-------------------	--	---------------------

- | | | |
|--|---|---|
| <ul style="list-style-type: none"> ▶ Need help? Product details, page 375 | <ul style="list-style-type: none"> • Wire management trough: paint | <ol style="list-style-type: none"> 1 Style number 2 Paint color number for wire management trough <ul style="list-style-type: none"> ▶ See <i>Surface Materials</i>, page 426. |
|--|---|---|

Specification Information

• Style Number	• U.S. Price
TS4WIRE	\$143

Vertical Cable Manager



Tip: Vertical cable manager attaches to table leg with adhesive tape.

Tip: Vertical cable managers designed to work on 24"D, 30"D, or 36"D legs will not fit on 19"D legs.

Standard Includes	Required to Specify
-------------------	---------------------

- | | | |
|--|---|---|
| <ul style="list-style-type: none"> ▶ Need help? Product details, page 372 | <ul style="list-style-type: none"> • Vertical cable manager: 6527 Merle • Adhesive tape | <ul style="list-style-type: none"> 1 Style number 2 Depth (see below under Required Selections) |
|--|---|---|

Required Selections	U.S. Price	Required to Specify
---------------------	------------	---------------------

Depth	<ul style="list-style-type: none"> • 19"D • 24"D • 30"D • 36"D 	<ul style="list-style-type: none"> No cost +\$34 +\$34 +\$34 	<ul style="list-style-type: none"> Specify with 19" depth. Specify with 24" depth. Specify with 30" depth. Specify with 36" depth.
--------------	--	--	--

Specification Information

Style Number	U.S. Base Price
TS4VCM	\$72

Horizontal Cable Manager



Tip: Horizontal cable managers are not available on 19"D tables.

Standard Includes	Required to Specify
-------------------	---------------------

- | | | |
|--|---|---|
| <ul style="list-style-type: none"> ▶ Need help? Product details, page 372 | <ul style="list-style-type: none"> • Horizontal cable manager: P631 Dark Heather Grey PET • Attachment hardware | <ul style="list-style-type: none"> 1 Style number 2 Width (see below under Required Selections) |
|--|---|---|

Required Selections	U.S. Price	Required to Specify
---------------------	------------	---------------------

Width	<ul style="list-style-type: none"> • 36"W • 42"W • 48"W • 60"W • 66"W • 72"W • 84"W 	<ul style="list-style-type: none"> No cost No cost No cost No cost No cost No cost No cost 	<ul style="list-style-type: none"> Specify with 36" width. Specify with 42" width. Specify with 48" width. Specify with 60" width. Specify with 66" width. Specify with 72" width. Specify with 84" width.
--------------	--	---	---

Specification Information

Style Number	U.S. Price
TS4HCM	\$385



For Canadian Pricing

Multiply U.S. Price by the Canadian price factor.

▶ See page 1 for details.

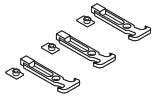
Table Components, continued

Cable Management Clip



Standard Includes		Required to Specify
<ul style="list-style-type: none"> Cable manager clip: black plastic 		Style number
Specification Information		
Style Number	U.S. Price	
TS4CLIP	\$7	

Flex Ganger Package



Tip: Order one ganger package for each table.

Standard Includes		Required to Specify
<ul style="list-style-type: none"> Need help? Product details, page 373 	<ul style="list-style-type: none"> Three field-installed flexible ganger loops and three hooks: black plastic only Hardware 	Style number
Specification Information		
Style Number	U.S. Price	
TS4FG	\$106	



For Canadian Pricing
 Multiply U.S. Price by the Canadian price factor.
 ▶ See page 1 for details.

Supports

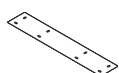
Standard Includes	Required to Specify
<ul style="list-style-type: none"> ▶ Need help? Product details, page 374 • Worksurface support: black paint 	Style number

Specification Information


Dimensions	Style Number	U.S. Price

In-Line Support Plates

14"D	TSATPL14	\$105
20"D	TSATPL20	\$105



Tip: In-line support plates should be used on 90° corner bridges when legs are not used. Use two 14"D in-line support plates with 24"D corner bridges, and use two 20"D in-line support plates with 30"D corner bridges.




Tip: Six tie plates should be used on 90° corner bridges when legs are not used and when connecting two Groupwork tables with levelers together.

Package of Six Tie Plates for Side-by-Side Worksurfaces

7"L	TSATTIE	\$148

Reinforcing Channels

39"W	TSATRC39	\$ 74
48"W	TSATRC48	\$ 77
57"W	TSATRC57	\$ 81
72"W	TSATRC72	\$174



For Canadian Pricing
 Multiply U.S. Price by the Canadian price factor.
 ▶ See page 1 for details.

Power and Data Access

Grommets

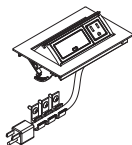


Tip: Reference power access locations for Groupwork tables on page 368.

Standard Includes	Required to Specify
<ul style="list-style-type: none"> ▶ Need help? Product details, page 368 • 2" diameter opening with snap out covers allow power cords and voice/data cables to pass through the worksurface: black plastic 	Style number

Specification Information	
Style Number	U.S. Price
TS4GMT	\$106

Pop-Up Power, Cord



Tip: Available for field installation into field cut openings.

Tip: Reference power access locations for Groupwork tables on page 368.

Tip: Pop-up power not available on 19"D worksurfaces.

Tip: When USB-A is specified, there are two USB ports. When USB-C is specified, there is one USB port.

Standard Includes	Required to Specify
<ul style="list-style-type: none"> ▶ Need help? Product details, page 368 • Desktop module, with one touch open and close hinged door: anodized aluminum with painted steel • 6' power cord • Requires 6½" x 4" cutout • UL/CSA listed • Faceplates are provided when data is specified 	<ol style="list-style-type: none"> 1 Style number 2 Power configuration (see below under Required Selections) 3 Plug type (see below under Required Selections) 4 Paint color number for desktop module: 4799 Platinum Metallic, 7243 Seagull, 7360 Merle 5 Options, if selected (see below)

	Required Selections	U.S. Price	Required to Specify
Power Configuration	<ul style="list-style-type: none"> • Two power, one data • Three power • Two power, one USB-A • One power, one USB-C 60W 	No cost +\$ 5 +\$189 +\$356	Specify with two power, one data. Specify with three power. Specify with two power, one USB-A. Specify with one power, one USB-C 60W.
Plug Type	<ul style="list-style-type: none"> • Standard NEMA 3-prong • Thread low profile plug 	No cost +\$ 40	Specify with standard NEMA 3-prong. Specify with thread low profile plug.

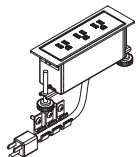
	Options	U.S. Price	Required to Specify
Surface Materials	<ul style="list-style-type: none"> • Paint price group 1 • Paint price group 2 	No cost +\$ 63	Specify paint color number. Specify paint color number.

Specification Information				
Dimensions			Style Number	U.S. Base Price
D	W	H		
4½"	6¾"	2⅓"	TS4POP	\$412



For Canadian Pricing
 Multiply U.S. Price by the Canadian price factor.
 ▶ See page 1 for details.

Flush Power, Cord



Tip: Available for field installation into field cut openings.

Tip: Reference power access locations for Groupwork tables on page 368.

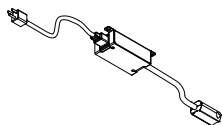
Tip: When USB-A is specified, there are two USB ports. When USB-C is specified, there is one USB port.

Standard Includes		Required to Specify	
<ul style="list-style-type: none"> Need help? Product details, page 368 	<ul style="list-style-type: none"> Desktop module: plastic Faceplate mounts flat just above worksurface 6' power cord Requires 6⁵/₁₆" x 1¹⁵/₁₆" cutout UL/CSA listed Faceplates are provided when data is specified 	<ol style="list-style-type: none"> Style number Power configuration (see below under Required Selections) Plug type (see below under Required Selections) Plastic color number for desktop module: 6053 Seagull 6527 Merle 	
Power Configuration	Required Selections	U.S. Price	Required to Specify
	<ul style="list-style-type: none"> Two power, one data Three power Two power, one USB-A One power, one USB-C 60W 	No cost +\$ 5 +\$189 +\$356	Specify with two power, one data. Specify with three power. Specify with two power, one USB-A. Specify with one power, one USB-C 60W.
Plug Type	Required Selections	U.S. Price	Required to Specify
	<ul style="list-style-type: none"> Standard NEMA 3-prong Thread low profile plug 	No cost +\$ 40	Specify with standard NEMA 3-prong. Specify with thread low profile plug.

Specification Information

Dimensions			Style Number	U.S. Base Price
D	W	H		
2 ³ / ₁₀ "	6 ⁵ / ₈ "	2 ¹ / ₂ "	TS4FLUSH	\$391

Power Infeed



Tip: For tables 54"W or less, one infeed is needed for every eight tables. For tables larger than 54"W, one infeed is needed for every four tables.

Standard Includes		Required to Specify	
<ul style="list-style-type: none"> Need help? Product details, page 371 	<ul style="list-style-type: none"> Brainbox with modular connector on one end and power infeed cord with 15-amp plug on the other end UL Listed 	<ol style="list-style-type: none"> Style number Plug type (see below under Required Selections) 	
Plug Type	Required Selections	U.S. Price	Required to Specify
	<ul style="list-style-type: none"> Standard NEMA 3-prong Thread low profile plug 	No cost +\$40	Specify with standard NEMA 3-prong. Specify with thread low profile plug.
Specification Information		Style Number	U.S. Base Price
		TS4INFEE	\$628

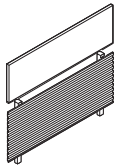


For Canadian Pricing

Multiply U.S. Price by the Canadian price factor.

▶ See page 1 for details.

Slatwall Tackboards **X10/23**



Standard Includes		Required to Specify	
▶ Need help? Product details, page 386	<ul style="list-style-type: none"> Slatwall tackboard: fabric Mounting hardware brackets 	1 Style number	2 Fabric color number
		3 Options, if selected (see below)	▶ See <i>Surface Materials</i> , page 426.

Options	U.S. Price	Required to Specify	
Surface Materials		Specify fabric color number.	
• Kick standard fabric price group A	No cost		
• Fabric price group 1	+\$ 5	Specify fabric color number.	
• Fabric price group 2	+\$ 32	Specify fabric color number.	
• Fabric price group 3	+\$ 48	Specify fabric color number.	
• Fabric price group 4	+\$120	Specify fabric color number.	
• Fabric price group COM	+\$ 61	▶ See <i>Surface Materials Reference Manual</i> .	
Fabric direction on 18"W and 56¼"W tackboards			
• Vertical application	+\$ 11	Specify with vertical application.	

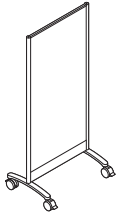
Specification Information				
Dimensions			Style Number	U.S. Base Price
D	W	H		
½"	18"	2½"	TS5ASWTB218 X10/23	\$263
½"	26¾"	2½"	TS5ASWTB226 X10/23	\$288
½"	32¾"	2½"	TS5ASWTB232 X10/23	\$307
½"	38⅝"	2½"	TS5ASWTB238 X10/23	\$328
½"	44½"	2½"	TS5ASWTB244 X10/23	\$346
½"	56¼"	2½"	TS5ASWTB256 X10/23	\$392
½"	62¼"	2½"	TS5ASWTB262 X10/23	\$409
½"	68⅛"	2½"	TS5ASWTB268 X10/23	\$423
½"	18"	9"	TS5ASWTB918 X10/23	\$316
½"	26¾"	9"	TS5ASWTB926 X10/23	\$338
½"	32¾"	9"	TS5ASWTB932 X10/23	\$359
½"	38⅝"	9"	TS5ASWTB938 X10/23	\$382
½"	44½"	9"	TS5ASWTB944 X10/23	\$400
½"	56¼"	9"	TS5ASWTB956 X10/23	\$443
½"	62¼"	9"	TS5ASWTB962 X10/23	\$464
½"	68⅛"	9"	TS5ASWTB968 X10/23	\$477

 **For Canadian Pricing**
 Multiply U.S. Price by the Canadian price factor.
 ▶ See page 1 for details.

X10/23 = Last order entry
 October 15, 2023



Screens



Tip: Screens must be specified with fabric on both sides, e³ CeramicSteel on both sides, or laminate on both sides. For Canada, screens are available in fabric or e³ CeramicSteel on both sides only.

Tip: See CeramicSteel Cleaning/Daily Care and Maintenance for additional information.
▶ Page 546

Tip: 54"H screens are available in vertical or horizontal fabric direction. 66"H screens are available in vertical fabric direction only.

Tip: e³ CeramicSteel writing surface is magnetic.

Tip: Three-leg base is used when two or more screens are placed next to each other on angles. Four-leg bases can be used next to each other only in a straight configuration.

Tip: 66"H screens are not available with the three-leg base option.

Tip: Levelers have 1/4" adjustment (higher only) and do not slide. If frequent movement is needed, order screen with casters.

Tip: Flip-chart pegs, located 17 5/8" apart, are located on only one side of the top cap.



For Canadian Pricing
Multiply U.S. Price by the Canadian price factor.
▶ See page 1 for details.

Standard Includes	Required to Specify
<ul style="list-style-type: none"> ▶ Need help? Product details, page 386 Tackboard, both sides if selected: price group A <ul style="list-style-type: none"> – Horizontal or vertical fabric direction, if 54"H screen is selected – Vertical fabric direction, if 66"H screen is selected e³ CeramicSteel writing surface, both sides, if selected: 7655 e³ CeramicSteel White High Gloss Laminate markerboard, both sides, if selected: 2977 White Markerboard Laminate Frame, top cap, uprights, bottom channel, and four-leg base: paint price group 1 Four-leg base with four locking casters: black plastic Attachment hardware Shipped ready to assemble 	<ol style="list-style-type: none"> Style number Fabric color number, 7655 e³ CeramicSteel White High Gloss, or 2977 White Markerboard Laminate for side 1 Fabric color number, 7655 e³ CeramicSteel White High Gloss, or 2977 White Markerboard Laminate for side 2 Fabric direction for 54"H screen, if selected Paint color number for frame Options, if selected (see below) <p>▶ See <i>Surface Materials</i>, page 426.</p>

Surface Materials	Options	U.S. Price	Required to Specify
	Fabric surface on tackboard		Specify fabric color number. Specify fabric color number. Specify fabric color number. Specify fabric color number. Specify fabric color number. Specify fabric color number. Specify fabric color number. Specify fabric color number. Specify fabric color number. Specify fabric color number. Specify fabric color number. ▶ See <i>Surface Materials Reference Manual</i> .
	• Price group A	No cost	
	• Fabric price group 1	+\$ 5 per side	
	• Fabric price group 2	+\$ 32 per side	
	• Fabric price group 3	+\$ 48 per side	
	• Fabric price group 4	+\$ 66 per side	
	• Fabric price group 5	+\$ 86 per side	
	• Fabric price group 6	+\$107 per side	
	• Fabric price group 7	+\$126 per side	
	• Fabric price group 8	+\$146 per side	
• Fabric price group 9	+\$166 per side		
• Fabric price group 10	+\$186 per side		
• Fabric price group COM	+\$ 61 per side		
	Fabric direction		Specify <i>with horizontal application</i> . Specify <i>with vertical application</i> .
	• Horizontal application	No cost	
	• Vertical application	No cost	
	e³ CeramicSteel writing surface		Specify <i>with 7655 White High Gloss</i> .
	• e ³ CeramicSteel surface on both sides	+\$ 88	
	Laminate markerboard		Specify <i>with 2977 White Markerboard Laminate</i> .
	• 2977 White Markerboard Laminate	No cost	
	Frame and base		Specify paint color number. Specify paint color number.
	• Paint price group 1	No cost	
• Paint price group 2	+\$ 45		
Base	• Three-leg base with three black plastic locking casters	No cost	Specify <i>with three-leg base</i> .
Levelers	• Levelers (three or four)	No cost	Specify <i>with levelers</i> .
Flip-Chart Pegs	• Top cap with flip-chart pegs on one side	+\$ 50	Specify <i>with flip-chart pegs</i> .
Related Products	• Marker trays		▶ Page 424

Specification Information

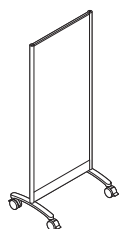
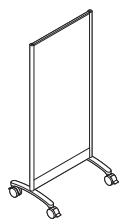
Dimensions			Style Number	U.S. Base Price
D	W	H		

54"H Screens

16"	24"	54"	TS4S2454	\$1036
16"	30"	54"	TS4S3054	\$1088
16"	36"	54"	TS4S3654	\$1133
16"	42"	54"	TS4S4254	\$1183
16"	48"	54"	TS4S4854	\$1235

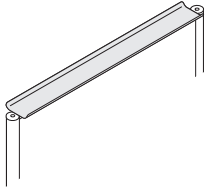
66"H Screens

16"	24"	66"	TS4S2466	\$1133
16"	30"	66"	TS4S3066	\$1183
16"	36"	66"	TS4S3666	\$1235
16"	42"	66"	TS4S4266	\$1283
16"	48"	66"	TS4S4866	\$1331



 **For Canadian Pricing**
 Multiply U.S. Price by the Canadian price factor.
 ▶ See page 1 for details.

Marker Trays



Tip: Attachment hardware is included with screen. Tray is affixed to the top cap.

Standard Includes		Required to Specify
<ul style="list-style-type: none"> ▶ Need help? Product details, page 386 	<ul style="list-style-type: none"> • Marker tray: paint price group 1 	<ul style="list-style-type: none"> 1 Style number 2 Paint color number for marker tray 3 Options, if selected (see below) ▶ See <i>Surface Materials</i>, page 426.

Options	U.S. Price	Required to Specify
Surface Materials <ul style="list-style-type: none"> • Paint price group 1 • Paint price group 2 	No cost +\$12	Specify paint color number. Specify paint color number.

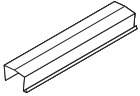
Specification Information				
Dimensions			Style	U.S.
D	W	H	Number	Base Price
2 1/2"	24"	1/2"	TS4SR24	\$ 80
2 1/2"	30"	1/2"	TS4SR30	\$ 87
2 1/2"	36"	1/2"	TS4SR36	\$102
2 1/2"	42"	1/2"	TS4SR42	\$108
2 1/2"	48"	1/2"	TS4SR48	\$117



For Canadian Pricing
 Multiply U.S. Price by the Canadian price factor.
 ▶ See page 1 for details.

Hanging Kit

Hanging Kit for Markerboard or Tackboard



Standard Includes	Required to Specify
<ul style="list-style-type: none"> Hanging kit: black paint only 	Style number

Specification Information

Width	Style Number	U.S. Price
17¾"	TS7MTPK	\$48

 **For Canadian Pricing**
 Multiply U.S. Price by the Canadian price factor.
 ▶ See page 1 for details.

Surface Materials

This listing includes all the surface material choices that are available for the products in this section.

Resources

For more information about surface materials, refer to the following resources:

Additional surface materials specification tools are available to assist you in the specification process—the Surface Materials Binders.

The global surface materials palette is a core collection of finishes that is available across multiple geographies (Americas/EMEA – Europe, Middle East, and Africa/APAC – Asia Pacific) and on global product lines, where applicable. For a list of finishes included in the offering, see the Surface Materials Reference Manual. Additional details, like product approvals by geography and finish number conversions, can also be found in the Surface Materials Reference Manual or see steelcase.com/surface-materials.

Surface Materials Binders

- Surface Materials Reference Manual
- A complete set of swatch cards for hard surfaces, vertical surface fabrics, and seating upholstery

Paint

Steelcase Surfaces

Applies to:

- Groupwork legs
- Groupwork table bases
- Groupwork flip-top and non-flip training tables

Price Group 1

Smooth Paint

- 4238 Mocha
- 4239 Clay
- 4240 Chalk
- 4242 Milk

Metal and Accessory Paint

- 4710 Low Gloss Black

Textured Paint

- 7207 Black
- 7225 Sand
- 7237 Slate **E**
- 7238 Fieldstone
- 7239 Midnight
- 7241 Arctic White
- 7243 Seagull
- 7250 Sterling Dark Solid
- 7278 Dark Bronze
- 7360 Merle

Price Group 2

Smooth Metallic Paint

- 4743 Mineral Metallic
- 4750 Champagne Metallic
- 4798 Sterling Metallic
- 4799 Platinum Metallic
- 4803 Near Black Metallic

Smooth Paint

- 0835 Black
- 4700 Warm White

Textured Metallic Paint

- 7245 Carbon Metallic
- 7246 Midnight Metallic

Applies to:

- Groupwork legs
- Groupwork table bases
- Groupwork flip-top and non-flip training tables

Custom Surfaces

Price Group 3

PerfectMatch

PerfectMatch is a service that allows you to create your own paint color. Refer to the *Surface Materials Reference Manual* for more information about this program.

Applies to:

- Groupwork legs
- Groupwork table bases
- Groupwork flip-top and non-flip training tables

Price Group 3

Accent Paint

- 1ATG Rose Quartz
- 4AV3 Blue Jay
- 4AV4 Baltic
- 4AX1 Citron
- 4AY2 Chili
- 4AZ5 Marlin
- 4CL1 Dark Olivine
- 4CL2 Ice Blue
- 4CL3 Aura
- 4CL4 Sea Glass
- 4CL5 Light Matcha
- 4CL6 Terra
- 4CL7 Sandstone
- 4CL8 Smokey Plum
- 4CZ5 Honey
- 4CZ6 Lagoon
- 4CZ8 Light Peacock

Applies to:

- Groupwork flip-top and non-flip training tables

Coatings

- 1ATT Cast Shadow

Applies to:

- Groupwork legs
- Groupwork table bases
- Groupwork flip-top and non-flip training tables

Lux Coatings

- 4B20 Obsidian
- 4B22 Matte Brass
- 4B23 Burnished Bronze
- 4B24 Night Bronze
- 4B25 Matte Copper
- 4B26 Smoked Mica
- 4B29 Cast Iron

Applies to:

- Wall track
- 7207 Black

Applies to:

- Screens
- Marker tray

Price Group 1

- 7207 Black

Price Group 2

- 4798 Sterling Metallic
- 4799 Platinum Metallic

Applies to:

- Groupwork wire management trough

Price Group 1

- 7207 Black

Price Group 2

- 4799 Platinum Metallic

Applies to:

- Pop-up power

Price Group 1

- 7243 Seagull
- 7360 Merle

Price Group 2

- 4799 Platinum Metallic

Custom Surfaces

Price Group 3

PerfectMatch

PerfectMatch is a service that allows you to create your own paint color. Refer to the *Surface Materials Reference Manual* for more information about this program.

Laminate

Applies to:

- Groupwork table tops
- Groupwork flip-top and non-flip training tables

Steelcase Surfaces

Low-Pressure Laminate

Price Group 1

Tip: 25L5 Virginia Walnut and 25L6 Blackwood are not available on 120"W and 144"W groupwork conference table tops.

- 247L Black V2 LPL
- 24L0 Graphite Walnut LPL
- 25L1 Winter on Maple LPL
- 25L5 Virginia Walnut LPL
- 25L6 Blackwood LPL **E**
- 25L8 Clear Walnut LPL
- 267L Marbled Cherry V2 LPL **E**
- 26L1 Natural Cherry V2 LPL
- 2L09 Clear Maple LPL
- 2L30 Arctic White LPL
- 2L50 Vanadium Fiber LPL
- 2L52 Tungsten Fiber LPL
- 2L83 Seagull LPL
- 2L84 Milk LPL
- 2L85 Dune LPL
- 2LAK Clear Oak LPL
- 2LAN Ash Noce LPL
- 2LAT Acacia LPL
- 2LAW Ash Wenge LPL
- 2LBN Bisque Noce LPL
- 2LBW Bisque Wenge LPL
- 2LCN Clay Noce LPL
- 2LCW Clay Wenge LPL
- 2LMG Merle LPL
- 2LSN Storm Noce LPL
- 2LSW Storm Wenge LPL
- 2LWA Grey Kingswood LPL
- 2LWB Planked Walnut LPL
- 2LWD Resolute Walnut LPL
- 2LWF Smoked Walnut LPL
- 2LWG Natural Recon LPL
- 2TL2 Fawn Cypress LPL

E = Established

Applies to:

- Groupwork table tops
- Groupwork laminate modesty panels
- Groupwork training tables

Steelcase Surfaces

High-Pressure Laminate

Price Group 1

Fiber Laminate

- 2850 Vanadium Fiber
- 2852 Tungsten Fiber
- 2854 Vellum Fiber **E**
- 2860 Granite Fiber
- 2862 Stucco Fiber **E**

Micro Laminate

- 2920 Marl Micro
- 2921 Gypsum Micro
- 2922 Clay Micro

Patina Laminate

- 2870 Blonde Bronze Patina
- 2873 Instant Iron Patina

Solid Laminate

- 2722 Cream **E**
- 2730 Arctic White
- 2746 Black
- 2759 Warm White
- 2811 Mist **E**
- 2883 Seagull
- 2884 Milk
- 2885 Dune
- 2HAA Persian Salt
- 2HAB Rose
- 2HAC Indigo
- 2HAD Green Citrine
- 2HAE Dark Olivine
- 2HAF Cloudy
- 2HMG Merle

Speckle Laminate

- 2820 Coffee Speckle **E**
- 2823 Driftwood Speckle
- 2824 Smoke Speckle
- 2825 Vanadium Speckle

Tip: Some wood veneer finishes and woodgrain laminates share the same name. Because of the difference in materials, veneers and laminates of the same name are not an exact match but do coordinate with each other.

E = Established

Woodgrain Laminate

- 2406 Clear Cherry **E**
- 2409 Clear Maple
- 2410 Graphite Walnut
- 2412 Natural Cherry
- 2422 Medium Cherry
- 2511 Winter on Maple
- 2535 Virginia Walnut
- 2536 Blackwood **E**
- 2538 Clear Walnut
- 2592 Blonde on Maple **E**
- 2612 Marbled Maple **E***
- 2614 Chocolate Walnut **E***
- 2615 Marbled Cherry **E***
- 2714 Natural Walnut **E**
- 2HAK Clear Oak
- 2HAN Ash Noce
- 2HAT Acacia
- 2HAW Ash Wenge
- 2HBN Bisque Noce
- 2HBW Bisque Wenge
- 2HCN Clay Noce
- 2HCW Clay Wenge
- 2HSN Storm Noce
- 2HSW Storm Wenge
- 2HWA Grey Kingswood
- 2HWB Planked Walnut
- 2HWD Resolute Walnut
- 2HWE Natural Recon
- 2HWF Smoked Walnut
- 2HWU Clay
- 2HWW Chalk

Price Group 2

Textured Laminate

- 2TH2 Fawn Cypress
- 2TH4 Saddle Oak
- 2TH5 Veranda Teak
- 2TH7 Walnut Heights
- 2UH1 Reclaimed Aggregate
- 2UH2 Reclaimed Gravel
- 2UH4 Cement*
- 2UH6 Sheetrock

**2612 Marbled Maple, 2614 Chocolate Walnut, 2615 Marbled Cherry, and 2UH4 Cement have limited availability, determined by product sizing and/or options.*

Price Group 3

Solid Laminate

- 24H1 Satin White
- 24H2 Satin Black
- 24H3 Satin Stone
- 24H4 Satin Mocha

Custom Surfaces

Open Line Laminate (OLL)

This service allows you to order non-standard laminate at an additional processing fee of \$102 U.S. per unit, plus the cost of the laminate.

High-Pressure Laminate pricing does not include premium or digitally printed patterns from any suppliers. Laminate cost may also vary for basic or standard laminates from other suppliers. Please contact the OLL consultant at 616.475.2426 for pricing. The cost of the laminate will be added to your invoice as a separate line on the acknowledgement.

When processing orders for Open Line laminate on Universal worksurfaces and Universal Storage tops, specify 2900 in the laminate finish field and enter the OLL manufacturer information. Enter the required edge finish as you would a standard laminate.

Edge color for the Open Line laminate on worksurfaces must be determined by the dealer and customer before orders can be entered. Specify appropriate 2K finish number.

Laminate Approval and Material Requirements

To confirm whether a particular laminate has already been tested for use on a specific Steelcase product or to determine material square foot requirements:

- Visit www.steelcase.com

For additional information, refer to the *Steelcase Surface Materials Reference Manual*.

Laminate Markerboard

Steelcase Surfaces

Applies to:

- Screens
- 2977 White Markerboard Laminate

e³ CeramicSteel

Steelcase Surfaces

Applies to:

- Screens
- 7655 e³ CeramicSteel White High Gloss

Wood

Applies to:

- Groupwork flip-top and non-flip training tables

Steelcase carefully selects veneer and solid wood for consistent color and grain structure. Wood is a natural material and variations will occur in color, grain and texture. These variations are part of the inherent natural beauty of wood and are not considered defects.

All wood products will darken with age and exposure to ultra-violet light. This is especially apparent with cherry and maple veneer. We recommend that desk accessories be rearranged periodically to ensure even aging of wood surfaces.

When storing your wood furniture, please follow the following guidelines:

- Do not store products in trailers
- Store products in areas that simulate office temperatures (60°F to 90°F)
- Store products in areas that maintain constant, office-like humidity levels
- Keep product away from light. Cover products to make sure they are not exposed to light.

Steelcase Surfaces

Veneers are matched for proper balance and consistency. Veneers are available flat cut or quarter cut, except for Oak, which is rift cut. Refer to the *Surface Materials Reference Manual* for descriptions of each cut.

Open-pore finish is a medium gloss finish that leaves the wood grain texture visible to the eye and distinguishable to the touch.

Surface Materials, continued

Veneer**Wood Group 1****Flat-Cut Low Sheen**

- V1AC FC/LS Natural Cherry
- V1AM FC/LS Clear Maple
- V1CC FC/LS Medium Amber Cherry
- V1EW FC/LS Dark Walnut

Flat-Cut Open-Pore

- 3062 FC/OP Graphite Walnut
- 3402 FC/OP Clear Cherry (Aged)
- 3412 FC/OP Natural Cherry **E**
- 3422 FC/OP Medium Cherry
- 3522 FC/OP Clear Maple
- 3592 FC/OP Blonde on Maple **E**
- 3702 FC/OP Clear Walnut
- 3712 FC/OP Natural Walnut
- 3752 FC/OP Medium Walnut **E**
- 3762 FC/OP Dark Walnut
- 3772 FC/OP Medium Mahogany on Walnut

Flat-Cut Open-Pore, Natural Veneer

- 3342 FC/OP Black Walnut
- 35A2 FC/OP Blanch Maple
- 37A2 FC/OP Thunder Walnut

Quarter-Cut Open-Pore

- 3042 QC/OP Ash **E**
- 3222 QC/OP Clear Maple
- 3292 QC/OP Blonde on Maple **E**
- 3302 QC/OP Clear Walnut
- 3312 QC/OP Natural Walnut
- 3352 QC/OP Medium Walnut **E**
- 3362 QC/OP Dark Walnut
- 3372 QC/OP Medium Mahogany on Walnut
- 3382 QC/OP Graphite Walnut

Quarter-Cut Open-Pore, Natural Veneer

- 32A2 QC/OP Blanch Maple
- 33A2 QC/OP Thunder Walnut
- 3392 QC/OP Black Walnut

Rift-Cut Open-Pore

- 3602 RC/OP Desert Oak

Rift-Cut Full-Fill, Natural Veneer

- 36A2 RC/OP Volcanic Oak
- 3611 RC/OP Natural Oak

Wood Group 3**Flat-Cut Open-Pore, Natural Veneer**

- 3082 FC/OP Washed Walnut

Wood Group 1**Open-Pore Planked Veneer**

- 3P41 OP Planked Cherry
- 3P51 OP Planked Maple
- 3P61 OP Planked Oak
- 3P71 OP Planked Walnut

Tip: Known for its uniqueness, planked veneer has intentional and natural variations that include, but are not limited to: character marks, grain pattern, color, and natural color aging.

E = Established

Full-Fill

Full-fill finish is a medium-gloss finish that completely fills the grain texture, yet allows the grain pattern to be seen. The wood has a lustrous, satiny look, and it is smooth to the touch. This finish is available on the wood worksurface or field-installed top only.

Wood Group 2**Flat-Cut Full-Fill**

- 3064 FC/FF Graphite Walnut
- 3404 FC/FF Clear Cherry (Aged)
- 3414 FC/FF Natural Cherry **E**
- 3424 FC/FF Medium Cherry
- 3524 FC/FF Clear Maple
- 3544 FC/FF Blonde on Maple **E**
- 3704 FC/FF Clear Walnut
- 3714 FC/FF Natural Walnut
- 3754 FC/FF Medium Walnut **E**
- 3764 FC/FF Dark Walnut
- 3774 FC/FF Medium Mahogany on Walnut

Flat-Cut Full-Fill, Natural Veneer

- 3734 FC/FF Black Walnut

Quarter-Cut Full-Fill

- 3224 QC/FF Clear Maple
- 3294 QC/FF Blonde on Maple **E**
- 3304 QC/FF Clear Walnut
- 3314 QC/FF Natural Walnut
- 3354 QC/FF Medium Walnut **E**
- 3364 QC/FF Dark Walnut
- 3374 QC/FF Medium Mahogany on Walnut
- 3384 QC/FF Graphite Walnut

Quarter-Cut Full-Fill, Natural Veneer

- 3394 QC/FF Black Walnut

Rift-Cut Full-Fill

- 3604 RC/FF Desert Oak

Wood Group 3**Flat-Cut Full-Fill, Natural Veneer**

- 3084 FC/FF Washed Walnut

Premium Veneers

A selection of Premium veneers in this collection are available on most Steelcase brand products. The collection will be available as close to standard leadtimes as possible. However, because adequate supplies of veneer and solids must be secured, all orders will be scheduled individually. Leadtimes will vary based on Premium veneer and Premium solids availability at the time the order is placed. The collection is available as Wood Group 3 as a part of our Select Surfaces program and supported like standard veneers to make ordering easy. Please see the Steelcase surface materials section on village.steelcase.com for sample information and product line availability. All premium veneers are in clear-coat.

Wood Group 3**Quarter-Cut Open-Pore**

- 3832 QC/OP Figured Anegre

Select Surfaces**Composite Veneer**

Composite veneers are an engineered wood intended to create specific grain patterns and characteristics. They are pre-stained and finished with Steelcase's Clarity water-borne UV topcoat, which protects the environment while providing durability and clarity. Only open-pore finishes are available on composite wood. Composite veneer and matching edge bands are available on most Steelcase brand products. Composites, for use as a solid nosing substitute, are not available. Steelcase does not recommend mixing composite veneers with natural solid nosings because composite and natural wood grain and color matching are rarely compatible. Composite veneers are Select Surfaces as Wood Group 1 pricing.

Wood Group 1**Flat-Cut Open-Pore**

- 3JDX FC/OP Oak Composite
- 3JJX FC/OP Walnut Composite

Quarter-Cut Open-Pore

- 3F8X QC/OP European Walnut Composite
- 3GGX QC/OP Zebrano Composite
- 3HGX QC/OP Oak Composite
- 3HVX QC/OP Walnut Composite
- 3ZNX QC/OP Night Cerused Oak Composite

Custom Surfaces

Customiz stain is a service that allows you to create your own stain colors and finishes on standard veneer. Customiz stain color is available on all product lines that offer wood veneer.

A \$500 stain-matching fee applies on CUSTOMIZ requests (Exception: The \$500 fee does not apply on matches to Coalesse standard finishes or for a low-gloss finish request on a standard color). The \$500 fee covers the cost of formulating the Customiz color finish and applies regardless of whether or not an order for product is placed.

In addition, an approval form must be signed to indicate customer acceptance of Customiz match. A \$1,500 initiation fee will be charged prior to first order entry. This initiation fee activates the finish for unlimited use on any Steelcase product for an 18 month time period. After the 18 month time period has lapsed, the Customiz finish may be reactivated for another 18 months for a \$1,000 fee at any point within five years after the \$1,500 initiation fee was paid. If the finish is not reactivated within five years after the \$1,500 initiation fee was paid, the finish will be culled and the customer will need to pay the \$1,500 initiation fee again. All style number related Customiz charges products are no cost as of April 2014. The matching and initiation fees are not discountable.

Customiz stain takes 10 days to formulate. Consult the *Surface Materials Reference Manual* for more information. Custom veneers are also available and must be quoted by Steelcase specials group. Customiz stain on custom veneers takes 2 to 4 weeks to formulate.

Requirements and information on ordering a Customiz stain color are found in the *Surface Materials Reference Manual*.

Plastic

Steelcase Surfaces

Applies to:

- 3 mm edge profile on Groupwork
- 1 mm edge profile on Groupwork modesty panels

6000 Black	6635 Dawn E
6009 Arctic White	6636 Mist
6034 Natural Cherry	6654 Sand
6036 Medium Cherry	6655 Warm White
6037 Winter on Maple	6695 Midnight
6038 Blonde on Maple E	6697 Fog
6041 Natural Walnut E	6698 Fieldstone
6052 Milk	66WA Grey Kingswood
6053 Seagull	66WB Planked Walnut
6169 Stone	66WD Resolute Walnut
6170 Mocha	66WE Natural Recon
61AA Persian Salt	66WF Smoked Walnut
61AB Rose	66WU Clay
61AC Indigo	66WV Chalk
61AD Green Citrine	6703 Ash Wenge
61AE Dark Olivine	6704 Storm Wenge
61AF Cloudy	6705 Bisque Wenge
6213 Acacia	6706 Clay Wenge
6219 Clear Oak	6707 Ash Noce
6231 Graphite Walnut	6708 Bisque Noce
6237 Clear Maple	6709 Clay Noce
6242 Virginia Walnut	6710 Storm Noce
6243 Blackwood E	6T02 Fawn Cypress
6245 Clear Walnut	6T04 Saddle Oak
6249 Platinum Solid	6T05 Veranda Teak
6271 Plywood	6T07 Walnut Heights
6527 Merle	6T08 Aggregate
6612 Grey V2 E	6T09 Gravel
6618 White	6T10 Cement
6619 Ice E	6T12 Sheetrock
6631 Cream E	

Tip: Light color plastic edges are susceptible to degradation due to normal wear and tear. Staining (e.g., ball point pen or clothing dyes such as blue jeans) and dirt effects are more pronounced in light colors and are not considered defects.

E = Established

Applies to:

- Flush power
- 6053 Seagull
6527 Merle

Applies to:

- Vertical cable manager
- 6527 Merle

Fabric

Steelcase Surfaces

Applies to:

- Groupwork fabric modesty panel

Price Group 1

Alloy
Buzz2
Era

Price Group 2

Latch

Price Group 3

Billiard Multi-Use by
DesignTex

Applies to:

- Screens
- Tackboard

Price Group A

Sprite

5540 Khaki
5541 Snow
5543 Linen
5544 Sherbet
5545 Powder
5547 Sky

Price Group 1

Abacus **E**

P123 Portico
P124 Opus
P125 Cusp
P126 Artifact

Alloy

P525 Polar
P526 Skim
P527 Bubbly
P528 Tern
P529 Shore
P530 Asti
P531 Silver
P532 Oxide
P533 Element
P534 Construct
P535 Currency
P536 Iron

Boccie

P200 New Rice
P201 New Almond
P203 New Camel
P204 New Opal
P205 New Mist
P206 New Plum
P208 New Spearmint
P209 New Sky

Buzz2

5F03 Tomato
5F04 Red **E**
5F05 Burgundy
5F06 Sky **E**
5F07 Blue
5F08 Navy
5F15 Stone
5F16 Grey
5F17 Black
5G50 Dunegrass
5G51 Sable
5G55 Pumpkin
5G57 Rouge
5G59 Meadow
5G61 Cyan
5G62 Atlantic
5G63 Crocus
5G64 Alpine
5G65 Tornado

Charm

P505 Shell
P506 Mimosa
P507 Birch
P508 Sparkle
P510 Debut
P511 Clover
P513 Twilight

Lapel

P409 Cement
P410 Pebble
P411 Beech
P412 Dune
P414 Sprout
P416 Maple
P417 Slate

Optic

P540 Hazel
P541 Twinkle
P542 Orion
P543 Seaglass
P546 Whiskey
P547 Bath
P548 Whisper
P549 Breezy
P551 Glimmer

Pianista

P420 Sand
P421 Mist
P422 Rain
P423 Natural
P424 Café
P425 Denim
P426 Carbon
P427 Stone
P428 Flax
P429 Oat
P430 Wheat
P431 Maize

Rhythm

P555 Allegro
P556 Tempo
P557 Refrain
P558 Pitch
P559 Harmony **E**
P560 Melody
P561 Stanza
P562 Opus

Tinsel

P516 Lit
P517 Ego
P518 Fizz
P519 Muse
P520 Depth
P521 Bliss
P522 Grow
P523 Dolce

Surface Materials, continued

Price Group 2**Bariolage**

- G200 New Etude
- G201 New Andante **E**
- G202 New Cantata **E**
- G203 New Adagio
- G204 New Melody
- G205 New Ballata

Code

- 5FA1 Fossil
- 5FA2 Gabbro
- 5FA3 Reed
- 5FA4 Bluff
- 5FA5 Sea Salt
- 5FA6 Cannon
- 5FA7 Tussah
- 5FA8 Mica
- 5FA9 Ecu
- 5FB1 Bamboo

Flip: Orbit

- 5F85 Mud Pie **E**
- 5F86 Hummus **E**
- 5F87 Petoskey
- 5F88 Pluto **E**
- 5F89 Papyrus
- 5F91 Blizzard
- 5F92 Briquette

Flip: TexHex

- 5F75 Mud Pie **E**
- 5F76 Hummus **E**
- 5F77 Petoskey
- 5F78 Pluto **E**
- 5F79 Papyrus
- 5F97 Blizzard
- 5F98 Briquette

Fresco

- G001 Sandrift
- G002 Mistiblu
- G003 Faon
- G006 Chamoline
- G007 Grapenut **E**
- G017 Flint **E**

Intersection

- P211 Summit
- P212 Chalk
- P213 Lace

Latch

- P600 Seashell
- P601 Clam
- P602 Eggshell
- P603 Zen
- P604 Cool Gray
- P605 Armor
- P606 Sentinel
- P607 Rye
- P608 Billow
- P609 Nimbus

Stencil

- P455 Midnight
- P456 Mulberry
- P457 Cracked Pepper
- P458 Denim
- P459 Chartreuse
- P460 Bittersweet
- P461 Mauvelous
- P462 Bermuda
- P463 Concrete
- P464 Orchid
- P465 Parchment
- P466 Silk
- P467 Sea Salt
- P468 Honeydew
- P469 Sepia

Price Group 3**Billiard Multi-Use by
DesignTex**

- 5H11 Poppy
- 5H12 Tangelo
- 5H13 Citrine/Citron
- 5H14 Avocado
- 5H16 Indigo
- 5H17 Mallard
- 5H18 Teak
- 5H19 Cumulus
- 5H20 Pewter
- 5H21 Gunmetal
- 5H22 Ink
- 5H23 Rose Quartz
- 5H24 Sea Salt
- 5H25 Storm Cloud
- 5H26 Olivine

Select Surfaces**For information
on products within**

Select Surfaces, including accent paints and fabrics from DesignTex, Gabriel, Kvadrat, and Pollack, please refer to the *Surface Materials Reference Manual* or visit steelcase.com/surface-materials under the Select Surfaces section.

Custom Surfaces**Price Group COM
(Customer's Own
Material)****Fabric Approval and
Yardage**

To confirm whether a particular COM material has already been tested for use on a specific Steelcase product or to determine actual yardage requirements:

- Visit www.steelcase.com

For additional information regarding Customer's Own Material, call 1.888.STEELCASE (1.888.783.3522) or send an email to lineone@steelcase.com

► See *Surface Materials Reference Manual* for a listing of available seating upholstery colors.

PET**Steelcase Surfaces**

Applies to:

- Horizontal cable manager
- P631 Dark Heather Grey

E = Established

Recommended Edge Banding Finishes

For Low-Pressure Laminates

Low-Pressure Laminate Color	Recommended Edge Band
247L Black V2 LPL	6000 Black
25L1 Winter on Maple LPL	6037 Winter On Maple
25L5 Virginia Walnut LPL	6242 Virginia Walnut
25L6 Blackwood LPL E	6243 Blackwood E
25L8 Clear Walnut LPL	6245 Clear Walnut
262L Marbled Maple LPL X10/23	6676 Marbled Maple X10/23
264L Chocolate Walnut LPL X10/23	6677 Chocolate Walnut X10/23
267L Marbled Cherry V2 LPL E	6678 Marbled Cherry X10/23
26L1 Natural Cherry V2 LPL	6034 Natural Cherry
2L09 Clear Maple LPL	6237 Clear Maple
2L30 Arctic White LPL	6009 Arctic White
2L50 Vanadium Fiber LPL	6654 Sand
2L52 Tungsten Fiber LPL	6697 Fog
2L83 Seagull LPL	6053 Seagull
2L85 Dune LPL	6654 Sand
2LAK Clear Oak LPL	6219 Clear Oak
2LAN Ash Noce LPL	6707 Ash Noce
2LAT Acacia LPL	6213 Acacia
2LAW Ash Wenge LPL	6703 Ash Wenge
2LBN Bisque Noce LPL	6708 Bisque Noce
2LBW Bisque Wenge LPL	6705 Bisque Wenge
2LCN Clay Noce LPL	6709 Clay Noce
2LCW Clay Wenge LPL	6706 Clay Wenge
2LSN Storm Noce LPL	6710 Storm Noce
2LSW Storm Wenge LPL	6704 Storm Wenge
2LMG Merle LPL	6527 Merle
2LWA Grey Kingswood LPL	66WA Grey Kingswood
2LWB Planked Walnut LPL	66WB Planked Walnut
2LWD Resolute Walnut LPL	66WD Resolute Walnut
2LWF Smoked Walnut LPL	66WF Smoked Walnut
2LWG Natural Recon LPL	66WE Natural Recon
2TL2 Fawn Cypress LPL	6T02 Fawn Cypress

E = Established

X10/23 = Last order entry
October 15, 2023

Recommended Edge Banding Finishes

For High-Pressure Laminates

Edges

The recommended edge color will complement the laminate color you specify. Edge color is specified separately.

High-Pressure Laminate Color

Fiber Laminate	Recommended Edge Band
2850 Vanadium Fiber	6654 Sand
2852 Tungsten Fiber	6636 Mist
2854 Vellum Fiber E	6655 Warm White
2860 Granite Fiber	6000 Black
2862 Stucco Fiber E	6053 Seagull

Micro Laminate	Recommended Edge Band
2920 Marl Micro	6053 Seagull
2921 Gypsum Micro	6654 Sand
2922 Clay Micro	6654 Sand

Patina Laminate	Recommended Edge Band
2870 Blonde Bronze Patina	6654 Sand
2873 Instant Iron Patina	6527 Merle

Solid Laminate	Recommended Edge Band
24H1 Satin White	6009 Arctic White
24H2 Satin Black	6000 Black
24H3 Satin Stone	6169 Stone
24H4 Satin Mocha	6170 Mocha
2722 Cream E	6631 Cream E
2730 Arctic White	6009 Arctic White
2746 Black	6000 Black
2759 Warm White	6655 Warm White
2811 Mist E	6636 Mist
2883 Seagull	6053 Seagull
2884 Milk	6052 Milk
2885 Dune	6654 Sand
2HAA Persian Salt	61AA Persian Salt
2HAB Rose	61AB Rose
2HAC Indigo	61AC Indigo
2HAD Green Citrine	61AD Green Citrine
2HAE Dark Olivine	61AE Dark Olivine
2HAF Cloudy	61AF Cloudy
2HMG Merle	6527 Merle

Speckle Laminate	Recommended Edge Band
2820 Coffee Speckle E	6631 Cream E
2823 Driftwood Speckle	6631 Cream E
2824 Smoke Speckle	6636 Mist
2825 Vanadium Speckle	6619 Ice E

High-Pressure Laminate Color

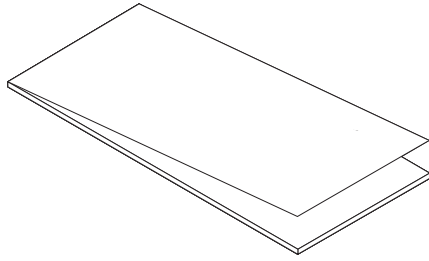
Textured Laminate	Recommended Edge Band
2TH2 Fawn Cypress	6T02 Fawn Cypress
2TH4 Saddle Oak	6T04 Saddle Oak
2TH5 Veranda Teak	6T05 Veranda Teak
2TH7 Walnut Heights	6T07 Walnut Heights
2UH1 Reclaimed Aggregate	6T08 Aggregate
2UH2 Reclaimed Gravel	6T09 Gravel
2UH4 Cement	6T10 Cement
2UH6 Sheetrock	6T12 Sheetrock

Woodgrain Laminate	Recommended Edge Band
2406 Clear Cherry E	6234 Clear Cherry X10/23
2409 Clear Maple	6237 Clear Maple
2410 Graphite Walnut	6231 Graphite Walnut
2412 Natural Cherry	6034 Natural Cherry
2422 Medium Cherry	6036 Medium Cherry
2511 Winter on Maple	6037 Winter on Maple
2535 Virginia Walnut	6242 Virginia Walnut
2536 Blackwood E	6243 Blackwood E
2538 Clear Walnut	6245 Clear Walnut
2592 Blonde on Maple E	6038 Blonde on Maple E
2612 Marbled Maple E	6676 Marbled Maple X10/23
2614 Chocolate Walnut E	6677 Chocolate Walnut X10/23
2615 Marbled Cherry E	6678 Marbled Cherry X10/23
2714 Natural Walnut E	6041 Natural Walnut
2HAK Clear Oak	6219 Clear Oak
2HAN Ash Noce	6707 Ash Noce
2HAT Acacia	6213 Acacia
2HAW Ash Wenge	6703 Ash Wenge
2HBN Bisque Noce	6708 Bisque Noce
2HBW Bisque Wenge	6705 Bisque Wenge
2HCN Clay Noce	6709 Clay Noce
2HCW Clay Wenge	6706 Clay Wenge
2HSN Storm Noce	6710 Storm Noce
2HSW Storm Wenge	6704 Storm Wenge
2HWA Grey Kingswood	66WA Grey Kingswood
2HWB Planked Walnut	66WB Planked Walnut
2HWD Resolute Walnut	66WD Resolute Walnut
2HWE Natural Recon	66WE Natural Recon
2HWF Smoked Walnut	66WF Smoked Walnut
2HWU Clay	66WU Clay
2HWW Chalk	66WV Chalk

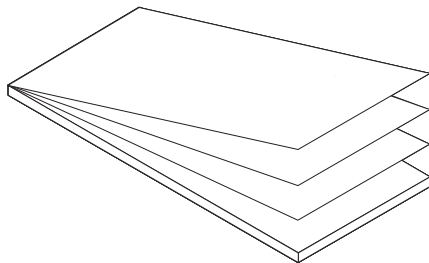
E = Established

X10/23 = Last order entry
October 15, 2023

Understanding Low-Pressure and High-Pressure Laminates



Low-Pressure Laminates, or LPLs, are created by dipping decorative crafted paper in melamine resin. The melamine dipped paper is then bonded to a wood core under heat and high-pressure. LPLs are generally suitable for use in lower impact areas. LPLs are generally used in vertical applications as well as tops for workstations and private offices. Generally, it is more cost effective to use LPLs when the performance of HPLs are not required.



High-Pressure Laminates, or HPLs, are composed of multiple layers of crafted paper individually soaked in resin. There are 7-15 layers of paper combined to make the final sheet. The top layers are translucent melamine sheet and a decorative layer. The sheets are combined under heat and high pressure to form a single laminate sheet. The resulting sheet is then bonded under heat and high pressure to a wood core. HPLs are generally considered more durable than LPLs due to the extra layers of craft paper (backer) used in their creation. While they cost more, they are more durable. HPLs are generally used in higher traffic areas such as cafeterias and conference rooms. Generally, it is more cost effective to restrict their use to areas needing the added durability HPLs provide.



Understanding and Specifying Thread

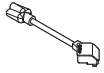
Statement of Line	436
--------------------------	------------

Product Details	
Thread	438

Specifying	
Thread Plug Adapter	443
Thread Power Hub	444
Thread Power Track Infeeds	445
Thread Power Tracks	449
Thread Connector	451
Thread Power Strip	452

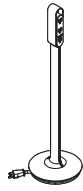
Statement of Line

Thread



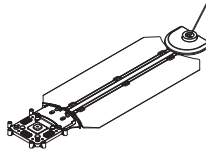
Three-Prong Plug Adapter

Understanding
▶ Page 438
Specifying
▶ Page 443




Power Hub

Understanding
▶ Page 438
Specifying
▶ Page 444



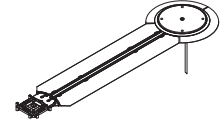
Power Track Wall Infeed with Ramps

Understanding
▶ Page 438
Specifying
▶ Page 445



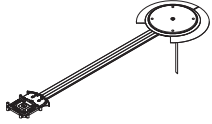
Power Track Wall Infeed with Infills

Understanding
▶ Page 438
Specifying
▶ Page 446



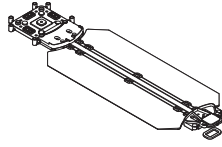
Power Track Floor Infeed with Ramps

Understanding
▶ Page 438
Specifying
▶ Page 447



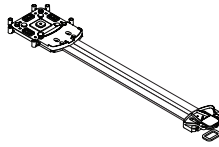
Power Track Floor Infeed with Infills

Understanding
▶ Page 438
Specifying
▶ Page 448



Power Track with Ramps

Understanding
▶ Page 438
Specifying
▶ Page 449



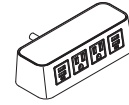
Power Track with Infills

Understanding
▶ Page 438
Specifying
▶ Page 450



Connector

Understanding
▶ Page 438
Specifying
▶ Page 451



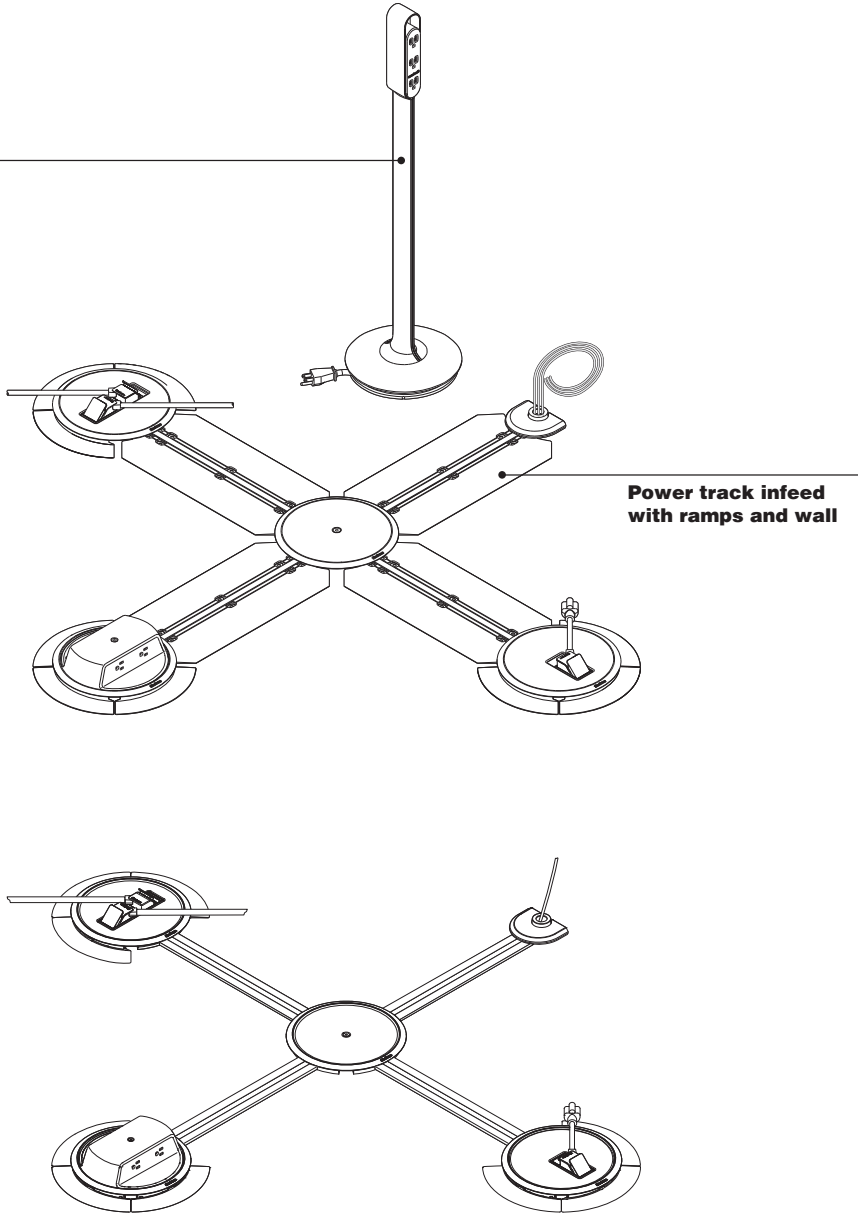
Power Strip

Specifying
▶ Page 452

Thread

Power Track and Power Track Infeeds

Power hub



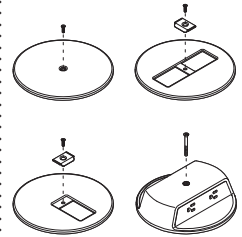
Power track infeed with ramps and wall

Product Details

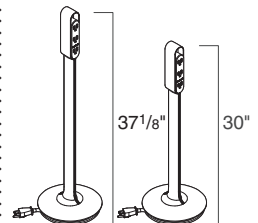
Power track infeeds provide the option of connecting the Thread system to the building power, either through the wall or through the floor. Infeed lengths are available from 24" to 144" in 12" increments and in single or dual circuit.

Available in single circuit and dual circuit.

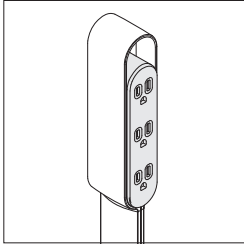
Power track lengths are available from 24" to 144" in 12" increments. They connect to an infeed to distribute power. Power tracks can be ordered with ramps or with infills.



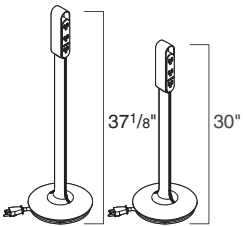
Connectors, four varieties: Blank (No power access), one-door low-profile (provides one access point utilizing Steelcase's proprietary low-profile plug), two-door low-profile (provides two access points utilizing Steelcase's proprietary low-profile plug), and the NEMA monument, which provides four standard three-prong plug (NEMA 5-15) receptacles. NEMA monument is available with standard and tamper resistant receptacles.



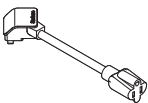
Power hub is available in lounge height and desk height and with a standard three-prong plug or Steelcase's proprietary low-profile plug. The hub provides a user interface for power that is off the floor and capable of moving around the space. It features an integrated cord wrap in the design of the base.



The Thread power hub provides six standard three-prong (NEMA 5-15) receptacles to provide power access where users need it. (indoor dry locations only).



The power hub is available in two heights, lounge height and desk height. The lounge height hub is 30" tall overall with the user interface starting at 22". The desk height hub is 37¹/₈" tall overall with the user interface starting at 28".

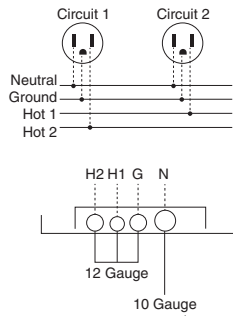


Low-profile plug adapter is an 8³/₄" long adapter that allows a single three-prong plug to connect to Steelcase's proprietary low-profile connectors.

Proprietary low-profile plug can only be used with the Thread system and will not interface with existing receptacles. In order to achieve ADA compliance for connectors in an egress location, we developed our own plug design.

Note: Always consult your local inspector prior to purchasing the Thread system to ensure all local codes and ordinances are satisfied since local regulations may supersede those spelled out in the National Electric Code.

Connections

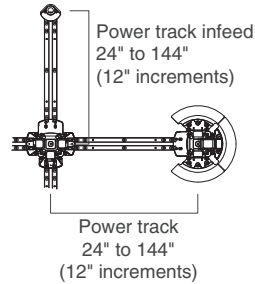


The single circuit power track infeeds utilize three standard 12 gauge insulated wires encased in a riveted metal housing.

The dual circuit power track infeeds utilize three 12 gauge insulated wires along with a 10 gauge shared neutral wire.

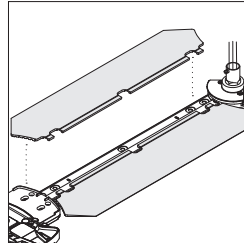
All infeeds stand 1/4" off of the subfloor.

The infeed track comes with 12' of extra wiring to easily connect to the building power through a new or existing junction box. If longer infeed wiring is necessary, it may be submitted to specials.

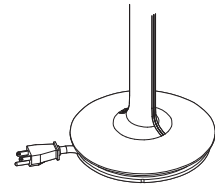


Thread power track and power track infeeds are prefabricated modular tracks capable of distributing up to 20 amps of power per circuit and come in lengths of 24" to 144" in 12" increments. These tracks must be fastened to subfloor, but can be reconfigured or removed without leaving substantial damage to the subfloor like more permanent solutions do. Thread power track cannot be field cut.

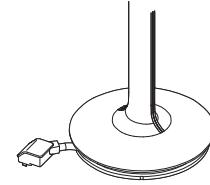
► Please refer to page 440 for more information on applications and reconfiguration.



Each power track and infeed track comes with either two flexible ramps or two infills. The ramps ease the transition between the subfloor and the height of the track. These ramps simply rest on top of the track and do not need to be adhered or fastened. The infills rest within the track to create a smooth surface for the floor covering to be applied over. When ordering a power track and/or infeed track, you can specify the track and ramps or the track and infills, depending on your installation method determined by your flooring selection.

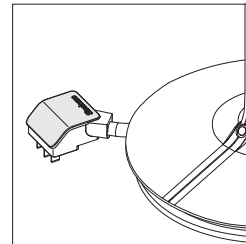


Standard three-prong plug

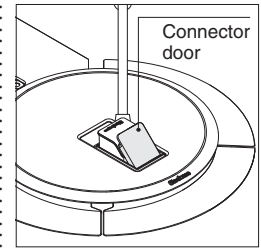


Low-profile plug

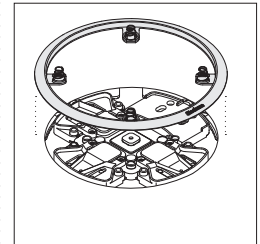
The cord is 5' long and is available with either a standard three-prong plug for use with standard receptacles or with Steelcase's proprietary low-profile plug for use with one-door and two-door low-profile connectors. Cord length can be changed to be 2–9' by ordering through Specials. The base only has the capacity to wrap 5' of cord within.



The metal connector cover on the low-profile connectors is a stamped, painted steel plate. This connector cover is ADA compliant for egress locations.



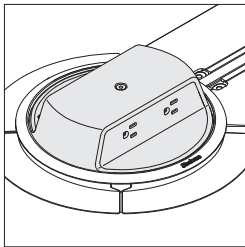
The low-profile connector doors are made of cast zinc. They are spring loaded and gasketed to ensure compliance with small liquid spill requirements. The system is not fully waterproof and is only acceptable for use indoors in dry locations.



The plastic trim ring is spring loaded to provide a tight fit against the flooring. It provides a simple ramp transition to the 1/2" maximum height of the connector cover and hides any imperfections in the access hole cut in the carpet.

NEMA connector is designed to accept most standard NEMA three-prong plug and cord orientations. If cord exits in a non-standard fashion, please check for fit before ordering. A low-profile connector and adapter should be utilized for non-standard configurations.

Thread, Power Track and Power Track Infeeds, continued



The **NEMA monument** is made of a two piece plastic housing that provides access to four standard three-prong receptacles. This connector is not ADA compliant for egress locations. NEMA monument is available with standard and tamper resistant receptacles.

When planning a power network, you must calculate the amperage requirements of all your electrical components so you can provide sufficient electricity to power them.

► See page 440 for additional power planning information.

Technical Electrical Information and Power Planning

The **Thread system** is listed as a 20 amp branch circuit. It utilizes three standard 12 gauge wires (hot, neutral, and ground). When more than one circuit is required to support a space or application, additional circuits will need to be provided using Thread power track infeeds connected to other circuits in the building. The number of circuits available to pull from will be determined by building construction. Please consult your electrician if you are unsure of the building power capabilities.

Thread is designed to accommodate 20 amps per circuit. Amps x volts = watts. In the U.S., this means 2,400 watts of potential. However, most locations only allow for power planning of up to 80% of potential. For example, 2,400 watts x 80% is 1,920 watts. When planning, consider whether a single or dual circuit is needed based on power needs.

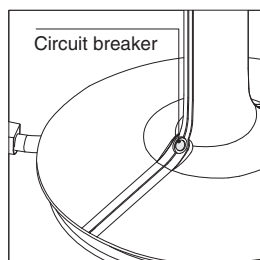
► See page 238 for *How to Calculate Power Needs*.

The **Thread power track infeed** begins with a universal connector that is capable of connecting to any standard 1/2" conduit or other listed product such as Wiremold or Conduit. The building electrical supply connection must be performed by a licensed electrician. Please consult with your electrician if you have questions regarding what type of conduit will be used.

Due to voltage drop, the National Electric Code (NEC) recommends that the distance between the building circuit box and the user access point not exceed 75–150 feet (depending on gauge of wires running from the building circuit box to the Thread infeed junction). Since the distance from the Thread infeed junction to the building circuit box may be difficult to ascertain, we recommend planning conservatively for the total distance of any individual Thread branch and keep it as short as possible. Thread branches longer than 70 feet per circuit may risk contributing to voltage drop exceeding acceptable levels.

Listing categories: Thread power track is listed as a multi-outlet assembly and is considered a 20 amp branch circuit, which means it meets the same requirements as the hard wire outlets in the wall. The power hub is listed as a relocatable power tap (RPT, which means it is treated the same as a typical power strip). The plug adapter is listed as an accessory to the Thread system.

UL 5 is the standard for multi-outlet assembly (which correlates to article 380 in the National Electric Code) and UL1363 is the standard for RPT, but has no direct correlation in the NEC.



The **power hub** has a circuit breaker in the base that is intended to trip should excessive power draw occur. If the total draw from all receptacles on a hub exceed 15 amps, the breaker will trip and a black button will pop out of the base where it meets the stalk. Pressing the black button back in will reset the circuit.

It is important to plan for expected power consumption in a given application to ensure enough infeeds are present to prevent tripping the circuit breaker either at a hub or at the building circuit box.

Building construction varies and there may be components hidden below the floor surface that must be avoided when drilling holes to anchor the power track infeed and power track. Sub-flooring, including concrete, may contain electrical wiring, structural cabling, radiant heating lines, etc. To avoid potential property damage or unsafe conditions, consult with the building architect or Engineer of Record to plan accordingly. The sub-floor can only have 1/8" of variance under where the Thread power track lies. If greater than 1/8", floor leveling is required.

The **building electrical supply connection** must be performed by a licensed electrician. Only connect this system to a dedicated 120-127 V~ 60Hz 20A single phase GFCI protected building power circuit.

Codes Information

Thread is UL certified as a multi-outlet assembly and not a manufactured wiring assembly. Manufactured wiring systems are defined in Article 604 of the NEC and provide very clear guidelines regarding construction methods. Thread is constructed in a manner not consistent with any defined method in this section of the NEC and because of this, cannot be considered a manufactured wiring system. It is consistent with the definition for multi-outlet assemblies as defined in Article 380.

NEC 210.71: This 2017 code requires that any habitable room of at least 215 sq. ft. must have at least two floor outlets no less than 6 ft. from the wall. One outlet is required for every 215 sq. ft. of space. Thread is a solution to this code.

The **system** is capable of distributing 20 amps of power. Power planning to 80% consumption means the system is not designed to deliver more than 16 amps total. Each connection point can only connect to one circuit at a time. Thread is compatible with 5-15 plug types, not 5-20 plug types.

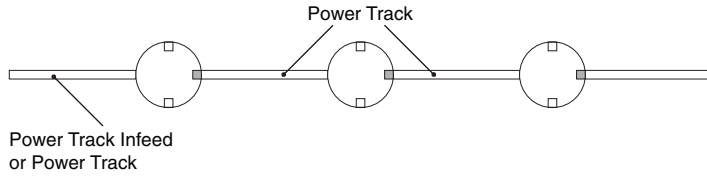
The **NEC does not** permit plugging an extension cord or relocatable power tap (RPT) into another extension cord or RPT. Many of the power units embedded in furniture are listed as a RPT and, per the NEC, are required to be plugged into a building hardwired receptacle. The Thread cord adapter is a listed multi outlet accessory and as such, is not considered an RPT, extension cord or a building receptacle. We recommend the NEMA monument for any Thread application where furniture-hosted power will be plugged in but some may desire to use the low-profile connector with an adapter for this application. Please note that while it is not a safety hazard, a local inspector may not approve because of the definitions and restrictions mentioned above.

Thread is listed as a multi outlet assembly in accordance with Article 380 of the NEC; it is not a flat conductor cable system (FCC) as identified in Article 324. FCC is not permitted in education, healthcare, or residential facilities.

The **intent of this requirement within the code** is that outlets are not to be covered by carpet. The traditional multi outlet assembly design was covered with receptacles across the entire face and field wired. With that type of design, it is easy to understand it applies to the entire product. Thread is a new design, yet certified as a multi outlet assembly. The raceway is factory wired and able to be covered with carpet, but the connector/receptacle still cannot.

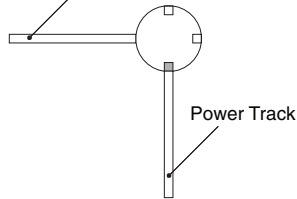
Track Configurations

Inline

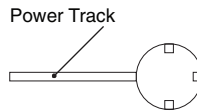


L 90°

Power Track Infeed or Power Track

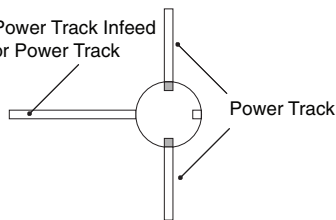


End of Run

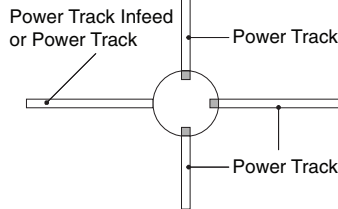


T

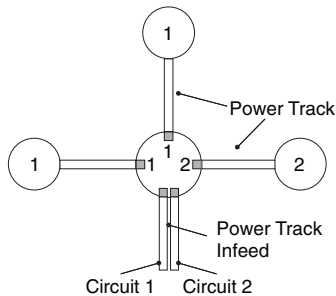
Power Track Infeed or Power Track



X



Single Circuit and Dual Circuit



Infeed Circuit Types: Single circuit infeeds distribute the same circuit through all tracks and power access points. Dual circuit infeeds distribute one circuit at 90° and 180° from the infeed track. The second circuit is distributed at 270° from the infeed track.

Steelcase has recommended a maximum of 10 receptacle outlets to avoid code variation and Hub maximization.

- Blank covers do not count towards the total number of receptacles because no access points are present in this configuration.
- One door and two door low profile connectors each count as a single receptacle.
- NEMA monument counts as two receptacles.
- Hub counts as zero receptacles.
- cULus listed.

Track Configurations and Power Access Points Legend

- Inline = connector of any type
- L/90° = one door or NEMA connector
- End of Run = connector of any type
- T = one door or NEMA connector
- X = blank connector only

Thread, Power Track and Power Track Infeeds, continued

Applications

Floor Specifications

The Thread power distribution system is intended for indoor use/dry locations only. Each connector in the system will require a hole to be cut in the flooring to permit access to the system. This is true for every connection point, even if only using a blank cover where no power access is needed. For this reason, we strongly recommend carpet tile when carpet is used. See installation guide for tools and direction.

Flooring surface compatibility is dependent on which track solution is used. Track with ramps is designed for carpet only. Carpet tile is preferred over broadloom. Carpet thickness must be between 0.225" and 0.450". Track with infill is used for carpet and resilient tiled surfaces with conforming properties (most types of LVT meet these standards). Rely on the flooring provider to determine if the surface meets the needs of the system (ability to screw down the connectors without the surface breaking). Flooring thickness must be between 0.100" to 0.250" for both carpet and LVT.

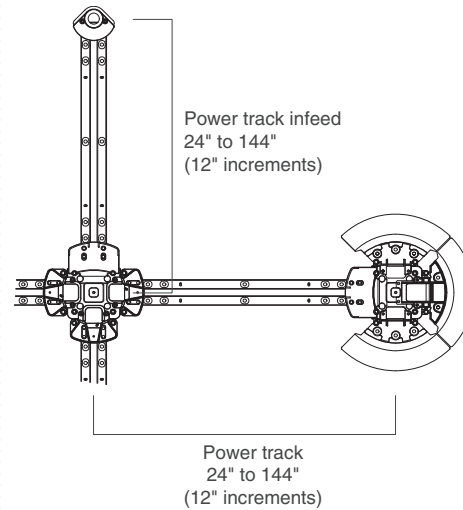
Tracks with infill require a field-supplied 6 mm underlayment.

Each piece of Thread power track or power track infeed must be fastened to the subfloor using one screw at each end of the track and one additional screw every 48". This means for power tracks that are shorter than 48" only two screws are required. For tracks 60" to 96" in length, three screws are required and for tracks longer than 96", four screws are required. Connectors require additional screws in to the subfloor. The track itself has multiple holes to allow it to be screwed down and has many more holes than are needed. For example, at the end of each track you will find four holes placed closely together but only one screw needs to be used. The extra holes are available in case of a damaged screw or some form of interference in the subfloor (like a rock in concrete) that might prevent a hole from being used. The same is true for holes all the rest of the way down the track; there are holes on both sides of the track and they are placed approximately every 12" to provide multiple options in case of interference in the subfloor. Please see installation guide for detailed instructions regarding this topic, including recommended types of fasteners and locating pilot holes.

A wall power infeed may be installed perpendicular to a wall or at any angle between 45° and 135°. However, it should be noted that once the infeed track is installed, all subsequent track connections will be either inline or at right angles to this track. There is no ability to create an angled connection between two tracks. Please refer to the installation guide for detailed instructions and drawings.

The Thread system does have some flexibility to accommodate uneven floors, however flooring elevation changes greater than $\frac{1}{8}$ " must be filled in or sanded down to even out the surface. The area underneath and immediately surrounding a junction (connector of any type, including a blank) must be flat within $\frac{1}{16}$ " in a 9" radius from the center of the junction. The Thread system is not designed for use on raised floors, across building expansion joints, or in areas where it will be subject to constant or rolling loads heavier than people. Please refer to the installation guide for additional details.

For connectors that will be in an ADA defined egress location, in order for the low-profile connector to be considered ADA compliant, the floor thickness stated above must be followed. Thinner surfaces can be used but will leave gaps and will not be ADA compliant. Thicker surfaces than stated are incompatible.

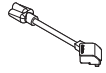


The length of a track is measured from the center of one connector to the center of another connector; a 24" power track by itself may not be precisely 24". This is intended to simplify planning and layouts.

Note: While this system has been developed to minimize its impact on the physical environment and to work with a broad range of existing furniture, certain conditions exist that may create undesirable interactions with other products. One example is the use of sled-base chairs since it may not sit flat when interacting with the track or connectors. Chairs utilizing pneumatic cylinders with minimum clearance of less than $\frac{1}{2}$ " should be used with care as the bottom of the cylinder can catch on a connector cover or on the slightly raised profile of the track beneath the carpet. Steelcase always strives to exceed the $\frac{1}{2}$ " clearance on our seating products but if you identify a seating product that does not have this level of clearance, a spacer ring is available from our service parts that can be placed between the cylinder and the base to increase the clearance. Please see part number 895446201SR in the Service Parts catalog, or part number 895446201MP for a quantity of 10 spacers.

Notice Regarding Installation: Thread must be anchored to the building floor for safe and proper use. Building construction varies and there may be components hidden below the floor surface that must be avoided when drilling holes to anchor the power track infeed and power track. Sub-flooring, including concrete, may contain electrical wiring, structural cabling, radiant heating lines, etc. To avoid potential property damage or unsafe conditions, consult with the building's architect or Engineer of Record to plan accordingly.

Thread Plug Adapter



Standard Includes	Required to Specify
<ul style="list-style-type: none"> ▶ Need help? Product details, page 438 • Plug adapter • Low-profile plug end: 6053 Seagull plastic 	<ul style="list-style-type: none"> Style number

Related Products
<ul style="list-style-type: none"> • Power hub ▶ Page 444 • Power track ▶ Page 449 • Power track infeed ▶ Page 445

Specification Information				
• Dimensions			• Style	• U.S.
D	W	H	Number	Price
8¾"	2"	1½"	PFLADPTR	\$76

Thread

 **For Canadian Pricing**
 Multiply U.S. Price by the Canadian price factor.
 ▶ See page 1 for details.

Thread Power Hub



Tip: Plugtop cap finish is 6053 Seagull. Hub receptacle faceplates are 7360 Merle.

Tip: Power cord is 5' in length.

Tip: 30" high power hub's lowest user interface is 22" off the floor. 37 1/8" high power hub's lowest user interface is 28" off the floor.

Tip: Neck is 1 3/4" wide and 1/2" deep.

Tip: Head is 2" wide and 1 1/2" deep.

	Standard Includes	Required to Specify
▶ Need help? Product details, page 438	<ul style="list-style-type: none"> Power hub: 7360 Merle paint Six NEMA outlets (three on each side) Integrated cord wrap Reset button Weighted base Power cord with low-profile plug or NEMA plug 	<ul style="list-style-type: none"> 1 Style number 2 Options, if selected (see below)

	Options	U.S. Price	Required to Specify
Surface Materials	<ul style="list-style-type: none"> 7360 Merle 4799 Platinum Metallic 4140 Arctic White Gloss 	<ul style="list-style-type: none"> No cost +\$12 +\$12 	<ul style="list-style-type: none"> Specify with 7360 Merle. Specify with 4799 Platinum Metallic. Specify with 4140 Arctic White Gloss.
Height Options	<ul style="list-style-type: none"> 30" lounge height 37 1/8" desk height 	<ul style="list-style-type: none"> No cost +\$ 7 	<ul style="list-style-type: none"> Specify with lounge height. Specify with desk height.
Plug Configuration Options	<ul style="list-style-type: none"> Low-profile plug Standard NEMA three-prong plug 	<ul style="list-style-type: none"> No cost -\$44 	<ul style="list-style-type: none"> Specify with low profile plug. Specify with standard NEMA three-prong plug.
Related Products	<ul style="list-style-type: none"> Power track Power track infeed Plug adapter Connector 		<ul style="list-style-type: none"> ▶ Page 449 ▶ Page 445 ▶ Page 443 ▶ Page 451

Specification Information		
Diameter	Style Number	U.S. Base Price
8"	PFLHUB	\$630
.	.	.
.	.	.
.	.	.

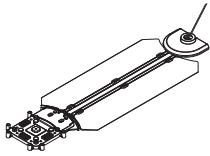


For Canadian Pricing
 Multiply U.S. Price by the Canadian price factor.
 ▶ See page 1 for details.

Thread Power Track Wall Infeed With Ramps

Thread Power Track Wall
Infeed With Ramps

Thread



Standard Includes		Required to Specify
<ul style="list-style-type: none"> ▶ Need help? Product details, page 438 	<ul style="list-style-type: none"> • Power track infeed • Power track ramps • Infeed cover: 12' of insulated color-coded wires for hard-wire connection to building power source 	<ul style="list-style-type: none"> 1 Style number 2 Options, if selected (see below)

Tip: Length of power track infeed is measured from center of building infeed to center of connector.

Tip: Conduit and conduit collar are not included.
▶ See Understanding on page 440 for conduit sizing.

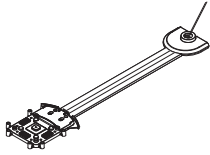
Options	U.S. Price	Required to Specify
Surface Materials Trim ring finish <ul style="list-style-type: none"> • 7360 Merle • 7190 Platinum 	<ul style="list-style-type: none"> No cost No cost 	<ul style="list-style-type: none"> Specify with 7360 Merle. Specify with 7190 Platinum.
Circuit Type <ul style="list-style-type: none"> • Single circuit • Dual circuit 	<ul style="list-style-type: none"> See prices below See prices below 	<ul style="list-style-type: none"> Specify with single circuit and length. Specify with dual circuit and length.
Related Products <ul style="list-style-type: none"> • Power track • Power hub • Plug adapter • Connector 		<ul style="list-style-type: none"> ▶ Page 449 ▶ Page 444 ▶ Page 443 ▶ Page 451

Specification Information					
Style Number	Dimensions			U.S. Base Prices	
	W	H	L	Single Circuit	Dual Circuit
PFLTRKINF	8"	1"	24"	\$350	\$436
	8"	1"	36"	\$397	\$493
	8"	1"	48"	\$439	\$544
	8"	1"	60"	\$485	\$597
	8"	1"	72"	\$532	\$653
	8"	1"	84"	\$577	\$705
	8"	1"	96"	\$620	\$754
	8"	1"	108"	\$667	\$810
	8"	1"	120"	\$713	\$866
	8"	1"	132"	\$757	\$918
	8"	1"	144"	\$803	\$971



For Canadian Pricing
Multiply U.S. Price by the Canadian price factor.
▶ See page 1 for details.

Thread Power Track Wall Infeed With Infills



Standard Includes		Required to Specify
<ul style="list-style-type: none"> ▶ Need help? Product details, page 438 	<ul style="list-style-type: none"> • Power track infeed • Power track infills • Infeed cover: 12' of insulated color-coded wires for hard-wire connection to building power source 	<ul style="list-style-type: none"> 1 Style number 2 Options, if selected (see below)

Options	U.S. Price	Required to Specify
Surface Materials Trim ring finish <ul style="list-style-type: none"> • 7360 Merle • 7190 Platinum 	<ul style="list-style-type: none"> No cost No cost 	<ul style="list-style-type: none"> Specify with 7360 Merle. Specify with 7190 Platinum.
Circuit Type <ul style="list-style-type: none"> • Single circuit • Dual circuit 	<ul style="list-style-type: none"> See prices below See prices below 	<ul style="list-style-type: none"> Specify with single circuit and length. Specify with dual circuit and length.
Related Products <ul style="list-style-type: none"> • Power track • Power hub • Plug adapter • Connector 		<ul style="list-style-type: none"> ▶ Page 449 ▶ Page 444 ▶ Page 443 ▶ Page 451

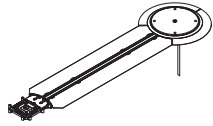
Specification Information					
Style Number	Dimensions			U.S. Base Prices	
	W	H	L	Single Circuit	Dual Circuit
PFLTRKINFV	8"	1"	24"	\$350	\$436
	8"	1"	36"	\$397	\$493
	8"	1"	48"	\$439	\$544
	8"	1"	60"	\$485	\$597
	8"	1"	72"	\$532	\$653
	8"	1"	84"	\$577	\$705
	8"	1"	96"	\$620	\$754
	8"	1"	108"	\$667	\$810
	8"	1"	120"	\$713	\$866
	8"	1"	132"	\$757	\$918
	8"	1"	144"	\$803	\$971



For Canadian Pricing
 Multiply U.S. Price by the Canadian price factor.
 ▶ See page 1 for details.

Thread Power Track Floor Infeed With Ramps

Thread Power Track Floor
Infeed With Ramps



Tip: PerfectMatch is a service that allows you to create your own paint color. Refer to the Surface Materials Reference Manual for more information about this program.

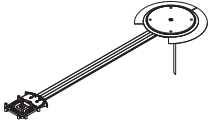
Standard Includes		Required to Specify
<ul style="list-style-type: none"> ▶ Need help? Product details, page 438 	<ul style="list-style-type: none"> • Power track infeed • Power track ramps • Black connector cover: 12' of insulated color-coded wires for hardwire connection to building power source 	<ul style="list-style-type: none"> 1 Style number 2 Options, if selected (see below)

Options	U.S. Price	Required to Specify
Surface Materials Trim ring finish <ul style="list-style-type: none"> • 7360 Merle • 7190 Platinum • Stainless steel • PerfectMatch paint 	<ul style="list-style-type: none"> No cost No cost +\$143 +\$158 	<ul style="list-style-type: none"> Specify with 7360 Merle. Specify with 7190 Platinum. Specify with stainless steel. Specify with 4990 PerfectMatch.
Circuit Type <ul style="list-style-type: none"> • Single circuit • Dual circuit 	<ul style="list-style-type: none"> See prices below See prices below 	<ul style="list-style-type: none"> Specify with single circuit and length. Specify with dual circuit and length.
Related Products <ul style="list-style-type: none"> • Power track • Power hub • Plug adapter • Connector 		<ul style="list-style-type: none"> ▶ Page 449 ▶ Page 444 ▶ Page 443 ▶ Page 451

Specification Information					
Style Number	Dimensions			U.S. Base Prices	
	W	H	L	Single Circuit	Dual Circuit
PFLINFFL	8"	1"	24"	\$ 578	\$ 724
	8"	1"	36"	\$ 625	\$ 777
	8"	1"	48"	\$ 667	\$ 829
	8"	1"	60"	\$ 713	\$ 884
	8"	1"	72"	\$ 760	\$ 937
	8"	1"	84"	\$ 805	\$ 990
	8"	1"	96"	\$ 848	\$1041
	8"	1"	108"	\$ 895	\$1096
	8"	1"	120"	\$ 941	\$1150
	8"	1"	132"	\$ 985	\$1201
	8"	1"	144"	\$1031	\$1256

 **For Canadian Pricing**
Multiply U.S. Price by the Canadian price factor.
▶ See page 1 for details.

Thread Power Track Floor Infeed With Infills



Tip: PerfectMatch is a service that allows you to create your own paint color. Refer to the Surface Materials Reference Manual for more information about this program.

Tip: Length of power track infeed is measured from center of building infeed to center of connector.

Standard Includes		Required to Specify	
<ul style="list-style-type: none"> ▶ Need help? Product details, page 438 	<ul style="list-style-type: none"> • Power track infeed • Power track infills • Black connector cover: 12' of insulated color-coded wires for hardwire connection to building power source 	<ul style="list-style-type: none"> 1 Style number 2 Options, if selected (see below) 	

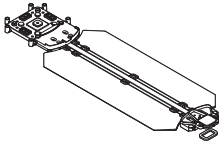
Options	U.S. Price	Required to Specify
Surface Materials Trim ring finish <ul style="list-style-type: none"> • 7360 Merle • 7190 Platinum • Stainless steel • PerfectMatch paint 	<ul style="list-style-type: none"> No cost No cost +\$143 +\$158 	<ul style="list-style-type: none"> Specify with 7360 Merle. Specify with 7190 Platinum. Specify with stainless steel. Specify with 4990 PerfectMatch.
Circuit Type <ul style="list-style-type: none"> • Single circuit • Dual circuit 	<ul style="list-style-type: none"> See prices below See prices below 	<ul style="list-style-type: none"> Specify with single circuit and length. Specify with dual circuit and length.
Related Products <ul style="list-style-type: none"> • Power track • Power hub • Plug adapter • Connector 	<ul style="list-style-type: none"> ▶ Page 449 ▶ Page 444 ▶ Page 443 ▶ Page 451 	

Specification Information					
Style Number	Dimensions			U.S. Base Prices	
	W	H	L	Single Circuit	Dual Circuit
PFLINFFLV	8"	1"	24"	\$ 578	\$ 724
	8"	1"	36"	\$ 625	\$ 777
	8"	1"	48"	\$ 667	\$ 829
	8"	1"	60"	\$ 713	\$ 884
	8"	1"	72"	\$ 760	\$ 937
	8"	1"	84"	\$ 805	\$ 990
	8"	1"	96"	\$ 848	\$1041
	8"	1"	108"	\$ 895	\$1096
	8"	1"	120"	\$ 941	\$1150
	8"	1"	132"	\$ 985	\$1201
	8"	1"	144"	\$1031	\$1256



For Canadian Pricing
 Multiply U.S. Price by the Canadian price factor.
 ▶ See page 1 for details.

Thread Power Track With Ramps



Tip: Length of power track is measured from center of connector to center of another connector.

Standard Includes	Required to Specify
-------------------	---------------------

- | | | |
|--|--|--|
| <ul style="list-style-type: none"> ▶ Need help? Product details, page 438 | <ul style="list-style-type: none"> • Power track • Power track ramps | <ul style="list-style-type: none"> 1 Style number 2 Options, if selected (see below) |
|--|--|--|

Options	U.S. Price	Required to Specify
---------	------------	---------------------

Lengths	<ul style="list-style-type: none"> • 24" • 36" • 48" • 60" • 72" • 84" • 96" • 108" • 120" • 132" • 144" 	<ul style="list-style-type: none"> No cost +\$ 47 +\$ 89 +\$135 +\$182 +\$227 +\$270 +\$317 +\$363 +\$407 +\$453 	<ul style="list-style-type: none"> Specify with 24". Specify with 36". Specify with 48". Specify with 60". Specify with 72". Specify with 84". Specify with 96". Specify with 108". Specify with 120". Specify with 132". Specify with 144".
----------------	---	---	---

- | | | |
|-------------------------|--|--|
| Related Products | <ul style="list-style-type: none"> • Power hub • Power track infeed • Plug adapter • Connector | <ul style="list-style-type: none"> ▶ Page 444 ▶ Page 445 ▶ Page 443 ▶ Page 451 |
|-------------------------|--|--|

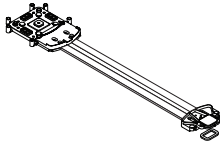
Specification Information			
Dimensions		Style	U.S.
W	H	Number	Base Price

8"	³ / ₄ "	PFLTRK	\$323
----	-------------------------------	--------	-------



For Canadian Pricing
Multiply U.S. Price by the Canadian price factor.
▶ See page 1 for details.

Thread Power Track with Infills



Tip: Length of power track is measured from center of connector to center of another connector.

Standard Includes	Required to Specify
-------------------	---------------------

- | | | |
|--|--|--|
| <ul style="list-style-type: none"> ▶ Need help? Product details, page 438 | <ul style="list-style-type: none"> • Power track • Power track infills | <ul style="list-style-type: none"> 1 Style number 2 Options, if selected (see below) |
|--|--|--|

Lengths	Options	U.S. Price	Required to Specify
---------	---------	------------	---------------------

<ul style="list-style-type: none"> • 24" • 36" • 48" • 60" • 72" • 84" • 96" • 108" • 120" • 132" • 144" 	<ul style="list-style-type: none"> No cost +\$ 47 +\$ 89 +\$135 +\$182 +\$227 +\$270 +\$317 +\$363 +\$407 +\$453 	<ul style="list-style-type: none"> Specify with 24". Specify with 36". Specify with 48". Specify with 60". Specify with 72". Specify with 84". Specify with 96". Specify with 108". Specify with 120". Specify with 132". Specify with 144".
---	---	---

Related Products	Options	Required to Specify
------------------	---------	---------------------

- | | |
|--|--|
| <ul style="list-style-type: none"> • Power hub • Power track infeed • Plug adapter • Connector | <ul style="list-style-type: none"> ▶ Page 444 ▶ Page 445 ▶ Page 443 ▶ Page 451 |
|--|--|

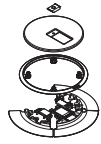
Specification Information			
Dimensions		Style	U.S.
W	H	Number	Base Price

<ul style="list-style-type: none"> 8" 	<ul style="list-style-type: none"> 3/4" 	<ul style="list-style-type: none"> PFLTRKV 	<ul style="list-style-type: none"> \$323
--	--	---	---



For Canadian Pricing
 Multiply U.S. Price by the Canadian price factor.
 ▶ See page 1 for details.

Thread Connector



Tip: PerfectMatch is a service that allows you to create your own paint color. Refer to the Surface Materials Reference Manual for more information about this program.

Tip: The connectors are only available with textured paint. When using perfect match paints, only textured paints will be permitted.

Tip: NEMA monument is plastic molded. Specify with 6527 Merle plastic or 6249 Platinum plastic. Paint, including perfect match paint, is not available.

Tip: The painted connectors are only available with textured paint. When using perfect match paints, only textured paints will be permitted.

Tip: Not all junction configurations are compatible with connector types.

▶ See page 439

Standard Includes	Required to Specify
<ul style="list-style-type: none"> ▶ Need help? Product details, page 438 • Connector cover: 7360 Merle paint • Connector trim ring: 6527 Merle plastic • Fillers: 6000 Black • Hardware 	<ul style="list-style-type: none"> 1 Style number 2 Options, if selected (see below)

Options	U.S. Price	Required to Specify
Surface Materials <ul style="list-style-type: none"> • 7360 Merle paint • 7190 Platinum Solid paint • 4990 PerfectMatch paint • Stainless steel 	<ul style="list-style-type: none"> No cost No cost +\$158 +\$393 	<ul style="list-style-type: none"> Specify with 7360 Merle. Specify with 7190 Platinum Solid. Specify with 4990 PerfectMatch. Specify with stainless steel.
Trim ring <ul style="list-style-type: none"> • 6527 Merle plastic • 6249 Platinum plastic 	<ul style="list-style-type: none"> No cost No cost 	<ul style="list-style-type: none"> Specify with 6527 Merle. Specify with 6249 Platinum.
NEMA cover and trim ring <ul style="list-style-type: none"> • 6527 Merle plastic • 6249 Platinum plastic 	<ul style="list-style-type: none"> No cost No cost 	<ul style="list-style-type: none"> Specify with 6527 Merle. Specify with 6249 Platinum.
Configurations <ul style="list-style-type: none"> • Blank low-profile connector, 9½" diameter x ¾" height • One-door low-profile connector, 9½" diameter x ¾" height • Two-door low-profile connector, 9½" diameter x ¾" height • NEMA monument connector 9½" diameter and 2½" height • NEMA monument connector with tamper-resistant receptacles 9½" diameter and 2½" height 	<ul style="list-style-type: none"> No cost +\$ 41 +\$ 82 +\$121 +\$140 	<ul style="list-style-type: none"> Specify with blank low profile connector. Specify with one-door low profile connector. Specify with two-door low profile connector. Specify with NEMA monument connector. Specify with NEMA monument connector with tamper-resistant.
Related Products	<ul style="list-style-type: none"> • Power track • Power track infeed • Plug adapter 	<ul style="list-style-type: none"> ▶ Page 449 ▶ Page 445 ▶ Page 443

Specification Information	
Style Number	U.S. Base Price
PFLCNCTR	\$242



For Canadian Pricing

Multiply U.S. Price by the Canadian price factor.

▶ See page 1 for details.

Thread Power Strip



Tip: Thread power strip with clamp-on mount works on worksurfaces that range from 3/4" to 2 1/2" thick.

Standard Includes		Required to Specify	
<ul style="list-style-type: none"> Rectangular shaped power and USB strip with Thread low-profile plug, 3 power/1 USB format Non tamper-resistant receptacles 6' cord Freestanding mount 		<ul style="list-style-type: none"> 1 Style number 2 Options, if selected (see below) 	

	Options	U.S. Price	Required to Specify
Cord Length	• 10' cord	+\$38	Specify with 10' cord.
Power Plug	• Standard NEMA	-\$44	Specify with NEMA plug.
Power Configuration	• 1 USB/2 power/1 USB	+\$73	Specify with 1 USB/2 power/1 USB configuration.
Tamper-Resistant	• With tamper-resistant	+\$31	Specify with tamper-resistant.
Mount	• Clamp-on mount	+\$27	Specify with clamp-on mount.
Related Products	<ul style="list-style-type: none"> Power hub Power track Plug Connector Power track infeed 		<ul style="list-style-type: none"> ▶ Page 444 ▶ Page 449 ▶ Page 443 ▶ Page 451 ▶ Page 445

Specification Information				
Dimensions			Style	U.S.
D	W	H	Number	Base Price
7 ⁵ / ₁₆ "	2 ¹ / ₁₆ "	2 ³ / ₄ "	PFLPWRST	\$451



For Canadian Pricing
 Multiply U.S. Price by the Canadian price factor.
 ▶ See page 1 for details.

Understanding and Specifying media:scape TC

Statement of Line	454
--------------------------	------------

Product Details

media:scape Tables TC	458
media:scape TeamStudio TC	460
Under the Hood—media:scape Table TC	461
Dimensions—media:scape Tables TC	462
Wall-Mounted Shrouds	464
Dimensions—media:scape Wall-Mounted Shrouds	466
Dimensions—media:scape Wall-Mounted Shroud Weights	468
Camera Ledges	469
media:scape TC—Data Cable Routing	470

Specifying

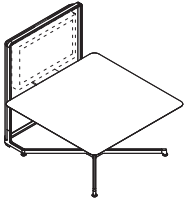
Desk-Height Tables TC	472
Stool-Height Tables TC	476
Seismic Anchor Brackets	480
Wall-Mounted Shrouds	482
Camera Ledges	484

Surface Materials	490
--------------------------	------------

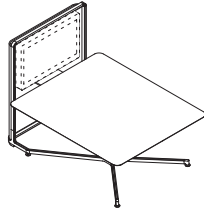
Statement of Line

media:scape Tables TC

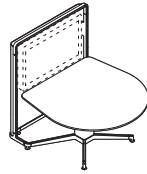
Desk-Height Tables TC



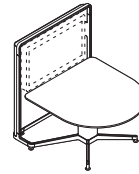
Square Desk-Height with Attached Totem
 Understanding
 ▶ Page 458
 Specifying
 ▶ Page 472



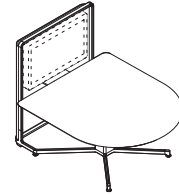
Rectangular Desk-Height with Attached Totem
 Understanding
 ▶ Page 458
 Specifying
 ▶ Page 472



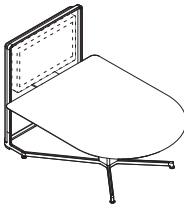
Pear-Shaped Desk-Height with Attached Totem
 Understanding
 ▶ Page 458
 Specifying
 ▶ Page 472




Small D-Shaped Desk-Height Table with Attached Totem
 Understanding
 ▶ Page 458
 Specifying
 ▶ Page 472



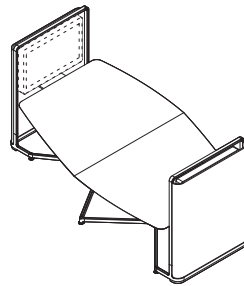
Medium D-Shaped Desk-Height Table with Attached Totem
 Understanding
 ▶ Page 458
 Specifying
 ▶ Page 472



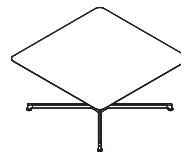
Large D-Shaped Desk-Height Table with Attached Totem
 Understanding
 ▶ Page 458
 Specifying
 ▶ Page 472



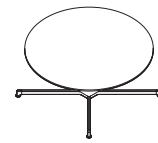
Capsule Desk-Height Table with Attached Totem
 Understanding
 ▶ Page 458
 Specifying
 ▶ Page 472



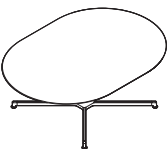
Offset Desk-Height Table with Attached Totems
 Understanding
 ▶ Page 458
 Specifying
 ▶ Page 472



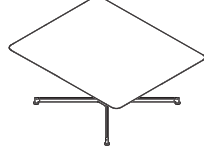
Square Desk-Height Table
 Understanding
 ▶ Page 458
 Specifying
 ▶ Page 472



Round Desk-Height Table
 Understanding
 ▶ Page 458
 Specifying
 ▶ Page 472



Capsule Desk-Height Table
 Understanding
 ▶ Page 458
 Specifying
 ▶ Page 472



Rectangular Desk-Height Table
 Understanding
 ▶ Page 458
 Specifying
 ▶ Page 472

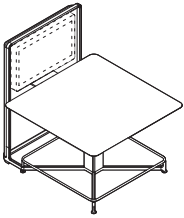


Medium D-Shaped Desk-Height Table
 Understanding
 ▶ Page 458
 Specifying
 ▶ Page 472



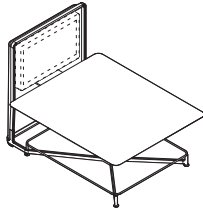
Large D-Shaped Desk-Height Table
 Understanding
 ▶ Page 458
 Specifying
 ▶ Page 472

Stool-Height Tables TC



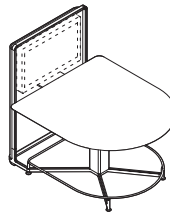
Square Stool-Height Table with Attached Totem

Understanding
 ▶ Page 458
 Specifying
 ▶ Page 476



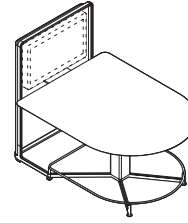
Rectangular Stool-Height Table with Attached Totem

Understanding
 ▶ Page 458
 Specifying
 ▶ Page 476



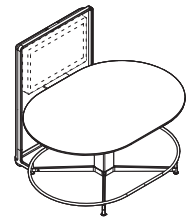
Medium D-Shaped Stool-Height Table with Attached Totem

Understanding
 ▶ Page 458
 Specifying
 ▶ Page 476



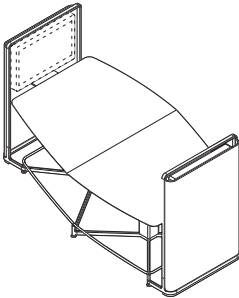
Large D-Shaped Stool-Height Table with Attached Totem

Understanding
 ▶ Page 458
 Specifying
 ▶ Page 476



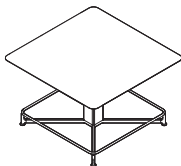
Capsule Stool-Height Table with Attached Totem

Understanding
 ▶ Page 458
 Specifying
 ▶ Page 476



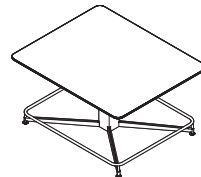
Offset Stool-Height Table with Attached Totem

Understanding
 ▶ Page 458
 Specifying
 ▶ Page 476



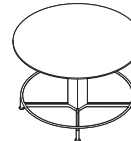
Square Stool-Height Table

Understanding
 ▶ Page 458
 Specifying
 ▶ Page 476



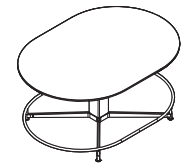
Rectangular Stool-Height Table

Understanding
 ▶ Page 458
 Specifying
 ▶ Page 476



Round Stool-Height Table

Understanding
 ▶ Page 458
 Specifying
 ▶ Page 476



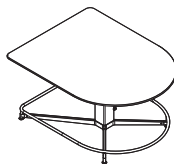
Capsule Stool-Height Table

Understanding
 ▶ Page 458
 Specifying
 ▶ Page 476



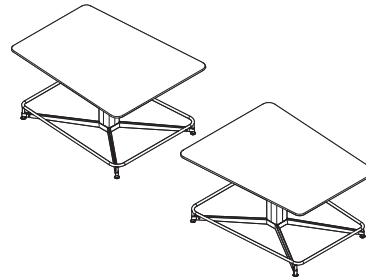
Medium D-Shaped Stool-Height Table

Understanding
 ▶ Page 458
 Specifying
 ▶ Page 476



Large D-Shaped Stool-Height Table

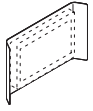
Understanding
 ▶ Page 458
 Specifying
 ▶ Page 476



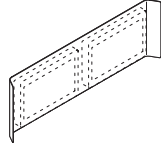
TeamStudio Table

Understanding
 ▶ Page 460
 Specifying
 ▶ Page 476

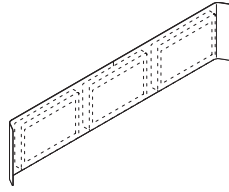
Statement of Line, media:scape TC, continued



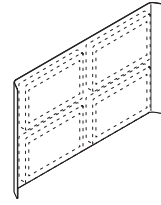
Wall-Mounted Single Monitor Shroud



Wall-Mounted Dual Monitor Shroud



Wall-Mounted Triple Monitor Shroud



Wall-Mounted Quad Monitor Shroud

Understanding
 ▶ Page 464
 Specifying
 ▶ Page 482

Wall-Mounted Shrouds

	32"	42"	46"	55"	65"
Single Monitor Shroud	●	●	●	●	●
Dual Monitor Shroud	●	●	●	●	●
Triple Monitor Shroud	●	●	●	●	●
Quad Monitor Shroud	●	●			

Camera Ledges



Shroud-Mounted Camera Ledge

Understanding
 ▶ Page 469
 Specifying
 ▶ Page 484



Totem-Mounted Camera Ledge

Understanding
 ▶ Page 469
 Specifying
 ▶ Page 484

media:scape Tables TC

media:scape tables TC (Technology of Choice)

support small team, collaborative meeting spaces. The tables are offered in three heights to facilitate collaborative work in multiple postures.

► Specifying, page 472

media:scape tables TC

are available in three table heights: 28½"H desk-height and 38"H stool-height. Surfaces are 1¾" thick with a wood core and are supported by a column structure. All surfaces are available in laminate or veneer and come standard with a knife edge.

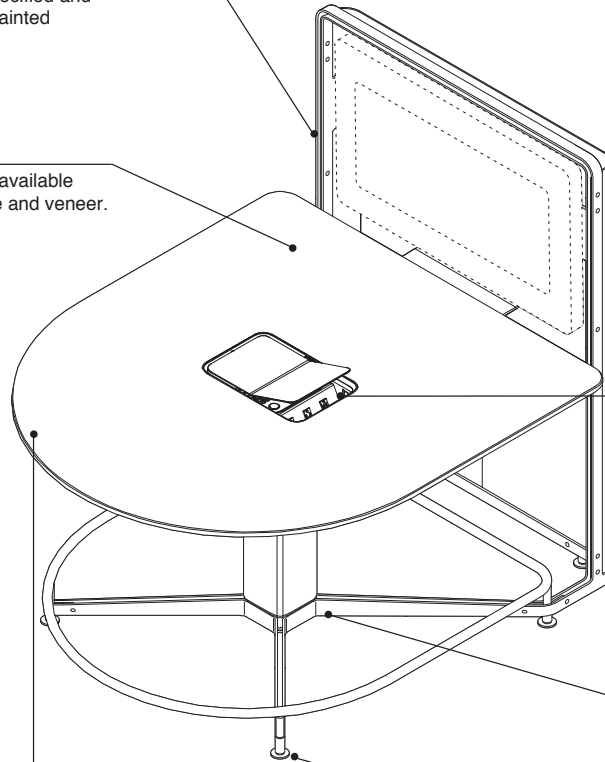
Desk-height and stool-height tables TC

are available in ten shapes: square, rectangular, pear, round, small D-shaped, medium D-shaped, large D-shaped, capsule, offset, and TeamStudio (stool-height only). All are offered with an attached totem, except round.

Offset tables TC have a two-piece top which comes standard with two totems, one on each end of the table.

Totem is available in three finishes. Totems may be attached to all media:scape tables except round. The totem supports one flat screen monitor with an option to support two. An infill must be specified and is available in painted aluminum.

Surfaces are available in both laminate and veneer.

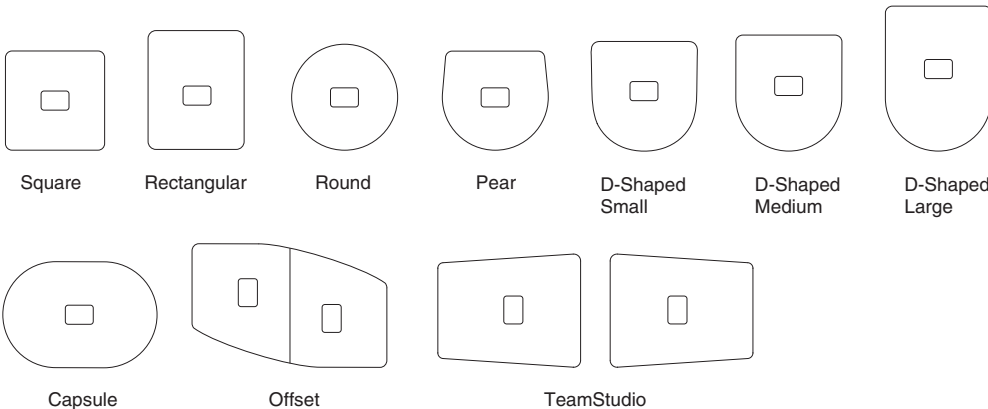


media:scape tables TC can be specified with or without the media well (cutout/power well). When a media well is specified, it houses six power receptacles, data ports, and has a hinged cover. No PUCKs, cables, or power button are included in media:scape tables without technology.

Base is available in three finishes and includes a column and legs. A stainless steel foot ring is standard on the stool-height tables.

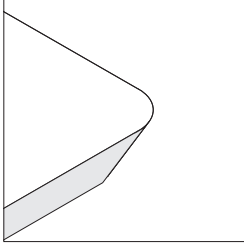
Profile surfaces have a 3 mm edge banding along all sides.

Glides provide 1" of adjustment for leveling.

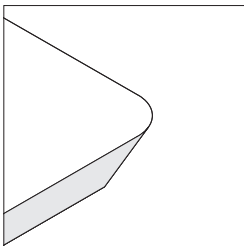


Tip: Tables can be specified without media well (cutout/power well).

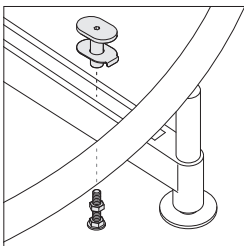
Product Details



Laminate surface edges are plastic and finish selection is available.
 ▶ See *Recommended Surface Edge Finishes*, page 495, for recommendations.



Veneer surface edges are veneer and match the top surface.



Seismic anchor brackets secure the media:scape leg to the floor in seismic zones or in settings that need to be permanently attached to the floor. Brackets are ordered separately in a package of two (two packages should be ordered per table).
 ▶ See page 480.

To secure a monitor to media:scape, a locking mechanism can be ordered from an external supplier such as PDR (pdrmounts.com/pdr2/) model number PDM-0108.

Safety Disclaimer

All Steelcase warranties and certifications are explicitly limited to the Steelcase product. For information regarding any non-Steelcase electrical or electric components, refer to the identification label(s) and use instructions provided with those components.

Power and Data

Power is included whenever the media well (cutout/power well) is specified.

Wires can be housed in the column media well.

Data:
 End user accessible network cables can be connected within the media:scape media well for end users who require a physical network connection.

Surface Materials

Surface

- Laminate
- Wood veneer

Edge

- Plastic – laminate surfaces
- Wood veneer – wood veneer surfaces

Base

- Paint

Column

- Painted to match base

Media well covers

- Painted to match base

Totem frame

- Painted to match base

Totem infill

- Painted aluminum

Foot ring

- Stainless steel

media:scape TeamStudio TC

media:scape TeamStudio TC (Technology of Choice)

is designed for active project teams collaborating on video. The tables are offered in stool-height to optimize for video sight lines and for multiple work modes. media:scape TeamStudio facilitates the sharing of both digital and analog information, while amplifying project team collaboration for both sides of the video conference.

► Specifying, page 472

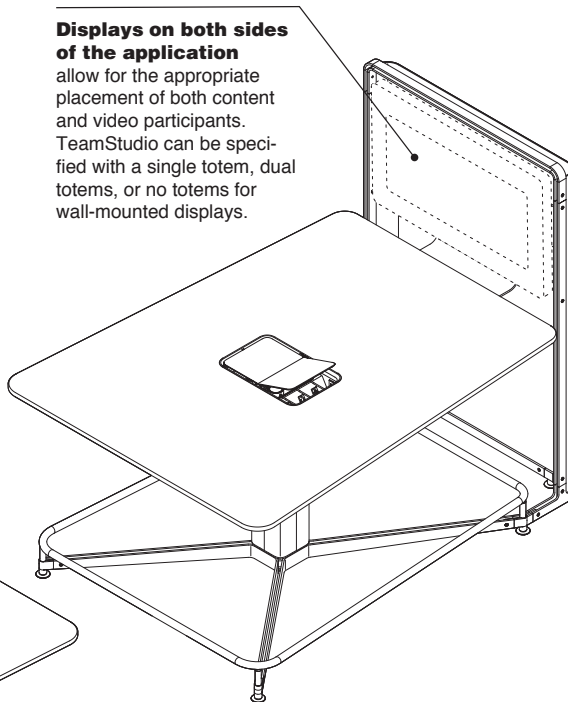
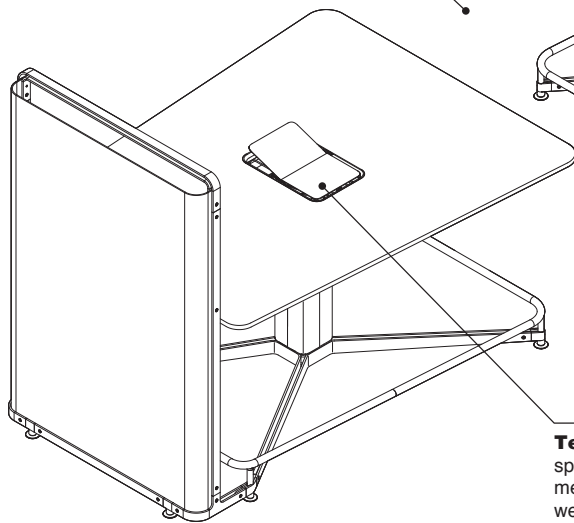
Two opposing trapezoid-shaped tables are both optimized for video conferencing sight lines, promoting active collaboration within the space.

Camera ledges can be specified to accommodate video conferencing applications.

Circulation space allows participants the ability to move freely throughout the space, providing them easy access to analog tools such as whiteboards and flipcharts.

Displays on both sides of the application

allow for the appropriate placement of both content and video participants. TeamStudio can be specified with a single totem, dual totems, or no totems for wall-mounted displays.



TeamStudio TC can be specified with or without the media well (cutout/power well). When a media well is specified, it houses six power receptacles, data ports, and has a hinged cover. No PUCKs, cables, or power button are included in media:scape without technology tables.

Product Details

Safety Disclaimer

Please note that these are the parameters used by Steelcase. We do not have a way of checking that the work done in the field meets all our quality standards. Therefore, please be aware that by doing a field cutout/retrofit/mounting additional equipment, you assume full responsibility for local inspections, workmanship, reliability, and ultimate performance of the product.

The safety certifications for this product, as it is sold without electronics, are provided by Steelcase. This product as sold has no EMC certifications because there are no electronic components using any frequency above 9,000hz (cycles per second). Any required safety and EMC certifications for any third party electronic systems provided by the owner will need to be acquired by the owner at its expense. Steelcase cannot provide any assistance in this electronic equipment certification.

Extension cables for media:scape TeamStudio are provided and can be routed through the floor (raised floor or cored) or via a cable track from an external supplier such as Connectrac model 3.7 In-carpet or On-floor Wireway (www.connectrac.com). The overall length of the cable track should be at least 116".

Under the Hood—media:scape Table TC

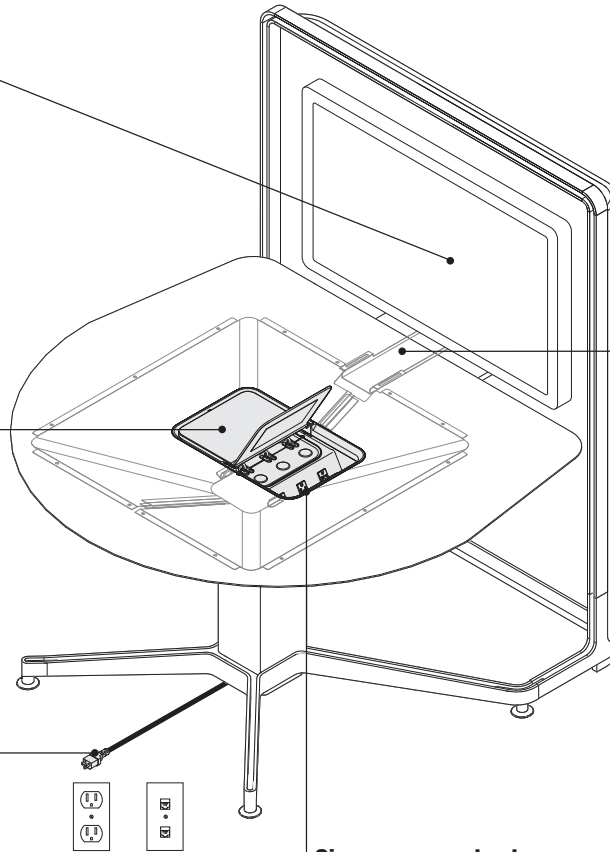
Under the Hood—
media:scape Table TC

A single monitor table with totem should be specified with a 46"–50" diagonal screen dimension for optimal viewing. A dual monitor table with totem should be specified with a 40"–42" diagonal screen dimension. The inside dimension of the totem, from above the table top to the underside of the totem, is 28½"H, and the internal width between the two sides of the totem is 47½"W.

Media well provides power receptacles. Data ports can be added if desired.

▶ See page 470

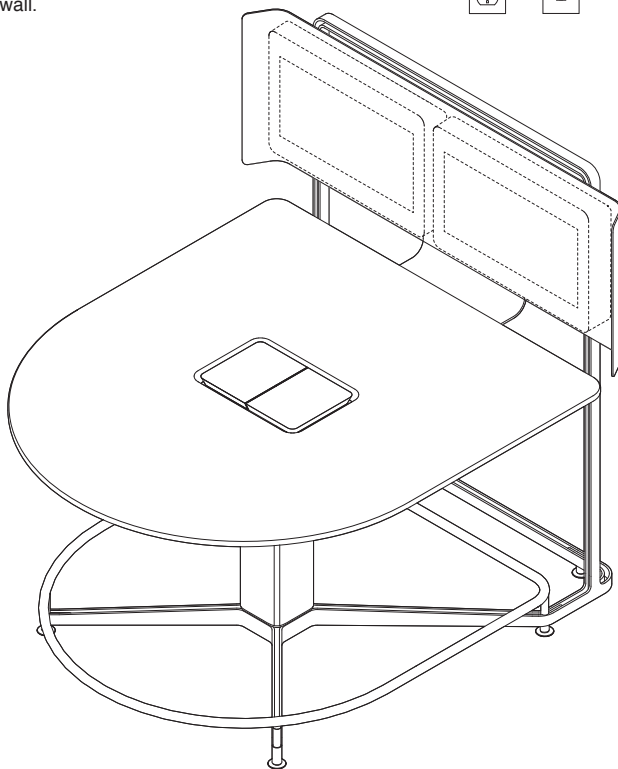
A 7' power cord exits the base of the column and can be plugged into the floor or wall.



A bridge cover for ease of cable management is included on all tables with a totem. The dimensions for this bridge cover is 5"W x 7½"H.

Six power supply plugs are provided within the media well of every media:scape table, when specified with media well (cutout/power well).

For dual monitor solutions with a totem, a shroud is supplied to which 43" monitors can be attached.



Dimensions

media:scape Tables TC

Features	Overall Width	Overall Length	Table Width	Table Length	Table Height	Totem Width	Totem Height	Totem Canopy Height
----------	---------------	----------------	-------------	--------------	--------------	-------------	--------------	---------------------

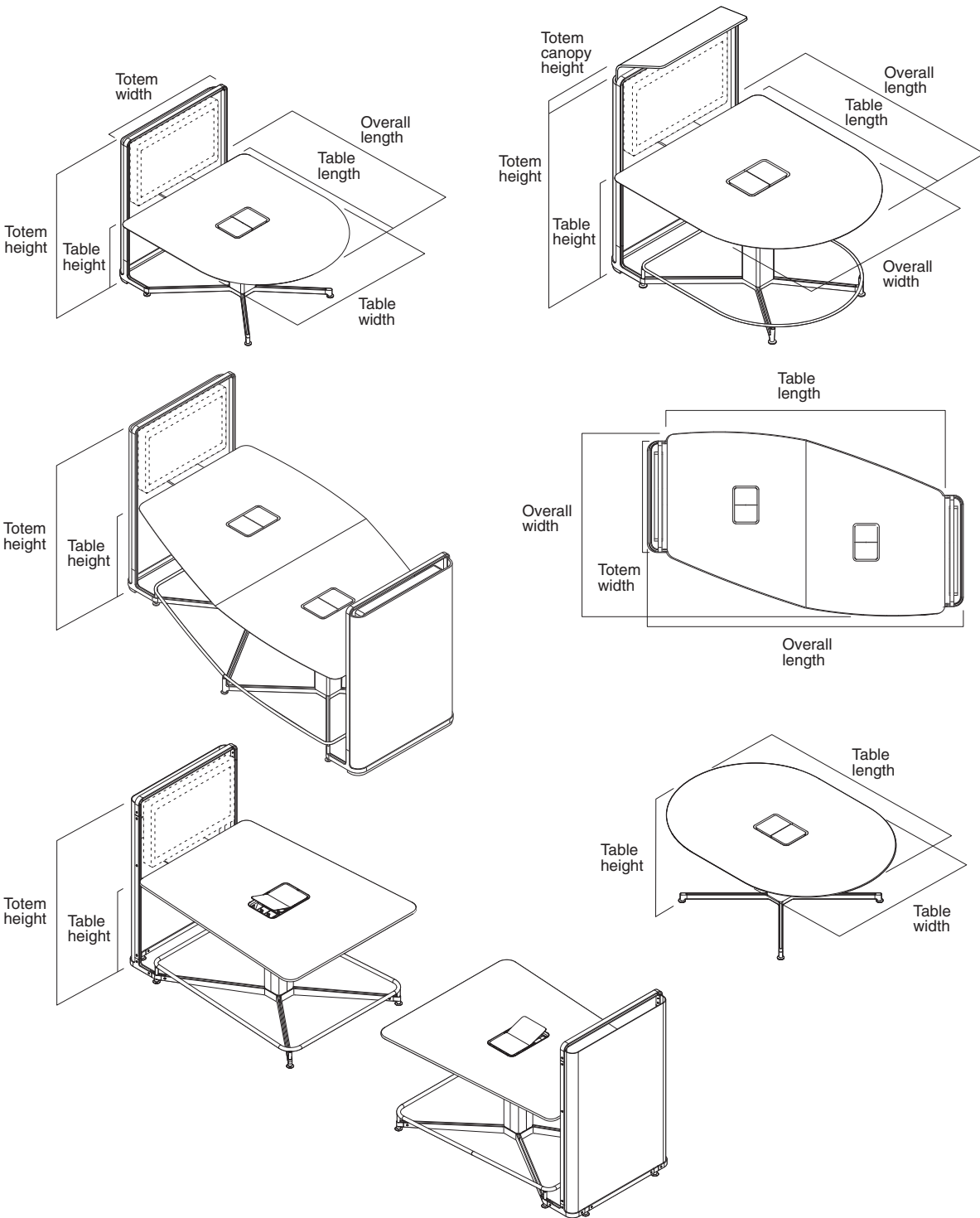
media:scape Tables TC

Desk-Height Tables

Square	60"	N.A.	60"	60"	29"	N.A.	N.A.	N.A.
Square, attached totem	60"	67"	60"	60"	29"	50"	59"	67"
Rectangle	60"	N.A.	60"	72"	29"	N.A.	N.A.	N.A.
Rectangle, attached totem	60"	79"	60"	72"	29"	50"	59"	67"
Round	60"	N.A.	60"	60"	29"	N.A.	N.A.	N.A.
Pear, attached totem	54"	61"	54"	54"	29"	50"	59"	67"
Small D-Shaped, attached totem	50"	58"	48"	51"	29"	50"	59"	67"
Medium D-shaped, attached totem	60"	73"	60"	66"	29"	50"	59"	67"
Large D-shaped, attached totem	60"	85"	60"	78"	29"	50"	59"	67"
Capsule	84"	N.A.	84"	60"	29"	N.A.	N.A.	N.A.
Capsule, attached totem	84"	67"	84"	60"	29"	50"	59"	67"
Offset, attached totem	80"	134"	80"	120"	29"	50"	59"	67"

Stool-Height Tables

Square	60"	N.A.	60"	60"	38"	N.A.	N.A.	N.A.
Square, attached totem	60"	67"	60"	60"	38"	50"	68"	76"
Rectangle	60"	N.A.	60"	72"	38"	N.A.	N.A.	N.A.
Rectangle, attached totem	60"	79"	60"	72"	38"	50"	68"	76"
Round	60"	N.A.	60"	60"	38"	N.A.	N.A.	N.A.
Medium D-shaped, attached totem	60"	73"	60"	66"	38"	50"	68"	76"
Large D-shaped, attached totem	60"	85"	60"	78"	38"	50"	68"	76"
Capsule	84"	N.A.	84"	60"	38"	N.A.	N.A.	N.A.
Capsule, attached totem	84"	67"	84"	60"	38"	50"	68"	76"
Offset, attached totem	80"	134"	80"	120"	38"	50"	68"	76"
TeamStudio	60"	189"	60"	75" (per table)	38"	N.A.	N.A.	N.A.
TeamStudio, attached single totem	60"	197"	60"	75" (per table)	38"	45"	68"	76"
TeamStudio, attached dual totems	60"	205"	60"	75" (per table)	38"	45"	68"	76"




Wall-Mounted Shrouds

Wall-mounted shrouds

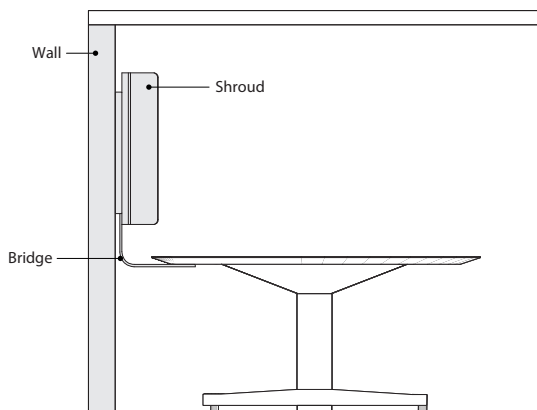
are available to support up to three 32", 42", 46", 55", or 65" monitors, (not included). Quad shrouds are available for 32" or 42" monitors. They are painted aluminum and available in platinum, arctic white gloss, near black, and midnight metallic.

Tip: Specify the seismic option if needed.

Monitor brackets are included and support most monitors.

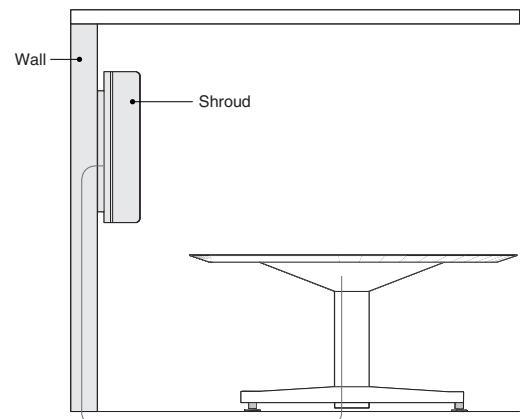


Tip: Wall-mount hardware is not included. To complete an installation, consult with your project architect to determine the mounting specifications for your installation site. Consult with your local building code officials for specific code requirements applicable to your installation.



The bridge is an option on all single monitor shrouds, and dual 32", 42", and 46" shrouds. It tethers a detached table to the shroud and provides cable management. The bridge defaults to the finish selected for the shroud.

Tip: Bottom of shroud will be 5" above table top.



If a table is placed away from the wall, cables can be routed down the column, through the floor, and up the wall to the monitor. When coring the floor 2", conduit is recommended to easily fit the monitor extension cable HD15 connector.

Dimensions


media:scape Wall-Mounted Shrouds

• Features	• Overall Interior Length	• Overall Height	• Overall Depth	• Overall Length With Flaps
media:scape Shrouds				
32" Shrouds				
Single	29 ¹ / ₂ "	23 ¹ / ₂ "	6 ¹ / ₂ "	35"
Dual	62"	23 ¹ / ₂ "	6 ¹ / ₂ "	67"
Triple	94 ¹ / ₂ "	23 ¹ / ₂ "	6 ¹ / ₂ "	99 ¹ / ₂ "
Quad	62"	45"	6 ¹ / ₂ "	67"
42" Shrouds				
Single	39"	27 ¹ / ₂ "	6 ¹ / ₂ "	44"
Dual	81"	27 ¹ / ₂ "	6 ¹ / ₂ "	86"
Triple	122 ¹ / ₂ "	27 ¹ / ₂ "	6 ¹ / ₂ "	127 ¹ / ₂ "
Quad	81"	54"	6 ¹ / ₂ "	86"
46" Shrouds				
Single	43 ¹ / ₂ "	30 ¹ / ₂ "	6 ¹ / ₂ "	48 ¹ / ₂ "
Dual	90"	30 ¹ / ₂ "	6 ¹ / ₂ "	95"
Triple	136 ¹ / ₂ "	30 ¹ / ₂ "	6 ¹ / ₂ "	141 ¹ / ₂ "
55" Shrouds				
Single	51"	35"	6 ¹ / ₂ "	56"
Dual	104 ¹ / ₂ "	35"	6 ¹ / ₂ "	109 ¹ / ₂ "
Triple	158"	35"	6 ¹ / ₂ "	163"
65" Shrouds				
Single	60"	40 ¹ / ₂ "	6 ¹ / ₂ "	65"
Dual	122"	40 ¹ / ₂ "	6 ¹ / ₂ "	127"
Triple	184"	40 ¹ / ₂ "	6 ¹ / ₂ "	189 ¹ / ₂ "
:	:	:	:	:

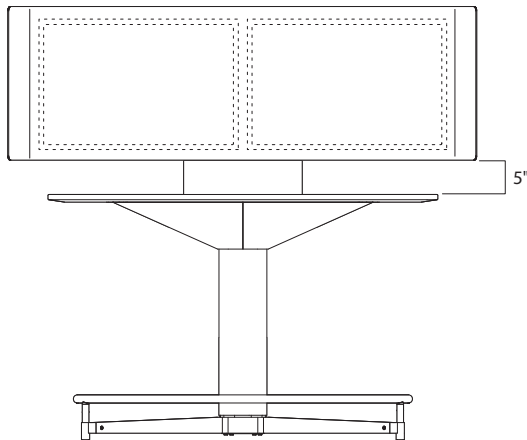
Top View



Overall Interior Length



Overall Length With Flaps

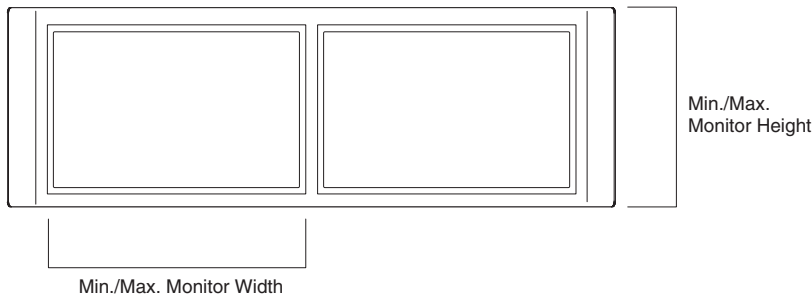


Tip: Bottom of shroud will be 5" above table top.
▶ See page 464.

Dimensions

media:scape Wall-Mounted Shroud Weights

•Style Number	•Description	•Weight	•Weight with Seismic Option
media:scape Wall-Mounted Shroud Weights			
MTSWS32	Single, 32" Shroud	28 lb	30 lb
MTSWS42	Single, 42" Shroud	40 lb	43 lb
MTSWS46	Single, 46" Shroud	46 lb	50 lb
MTSWS55	Single, 55" Shroud	56 lb	61 lb
MTSWS65	Single, 65" Shroud	70 lb	76 lb
MTSWD32	Dual, 32" Shroud	50 lb	56 lb
MTSWD42	Dual, 42" Shroud	75 lb	81 lb
MTSWD46	Dual, 46" Shroud	86 lb	92 lb
MTSWD55	Dual, 55" Shroud	105 lb	114 lb
MTSWD65	Dual, 65" Shroud	132 lb	142 lb
MTSWT32	Triple, 32" Shroud	75 lb	82 lb
MTSWT42	Triple, 42" Shroud	108 lb	118 lb
MTSWT46	Triple, 46" Shroud	129 lb	143 lb
MTSWT55	Triple, 55" Shroud	157 lb	172 lb
MTSWT65	Triple, 65" Shroud	198 lb	217 lb
MTSWQ32	Quad, 32" Shroud	94 lb	98 lb
MTSWQ42	Quad, 42" Shroud	138 lb	144 lb

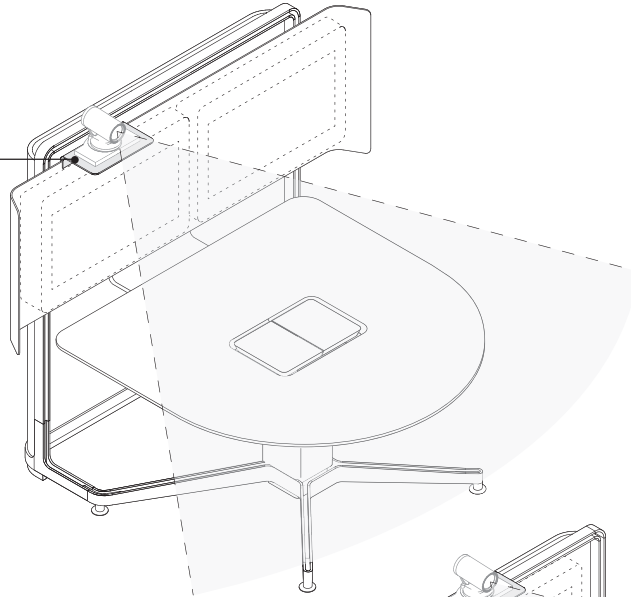


Camera Ledges

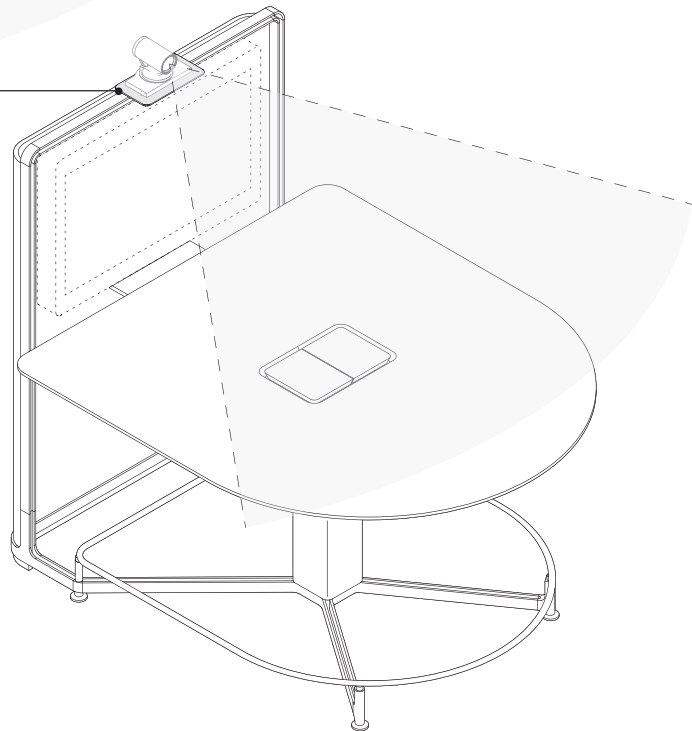
Camera ledges are available to support video conferencing applications in either shroud-mounted or totem-mounted options.
Tip: Cameras are not included.

Tip: Sight lines will vary by camera and should be taken into consideration when specifying an application.

Shroud-mounted camera ledges can be mounted to all wall-mounted shrouds and the dual monitor totem shroud. They are available in platinum, arctic white gloss, near black, and midnight metallic. Shroud-mounted ledges include slot to accommodate camera mount.



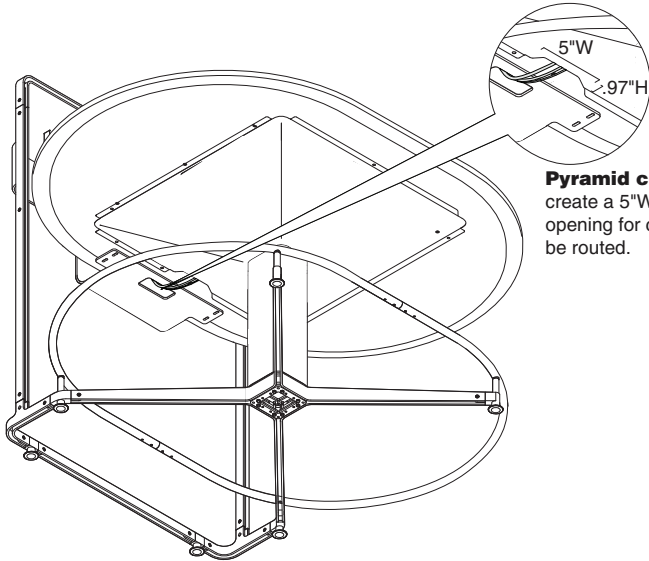
Totem-mounted camera ledges can be mounted to any media:scape table with a totem and are available in platinum, arctic white gloss, and near black.



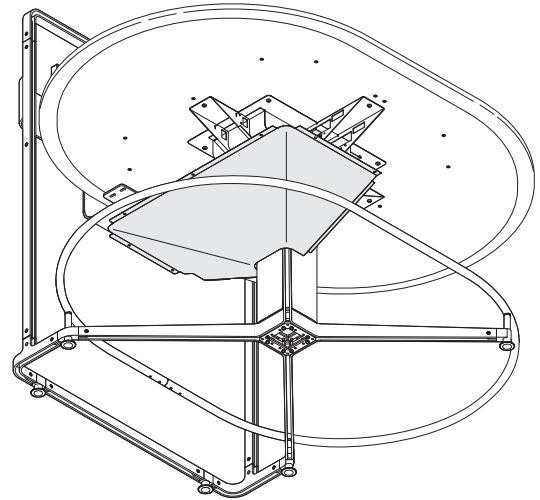
media:scape TC—Data Cable Routing

Data cables can be routed up through the column and connected to the data jacks housed in the media well.

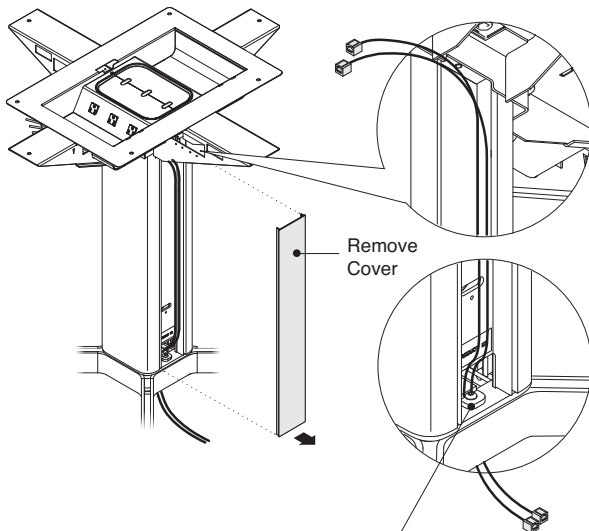
When the unit is specified with no media well (no cutout/power well), the space available is 21"D x 11.32"W x 3.45"H.



Pyramid covers create a 5"W x 0.97"H opening for cables to be routed.

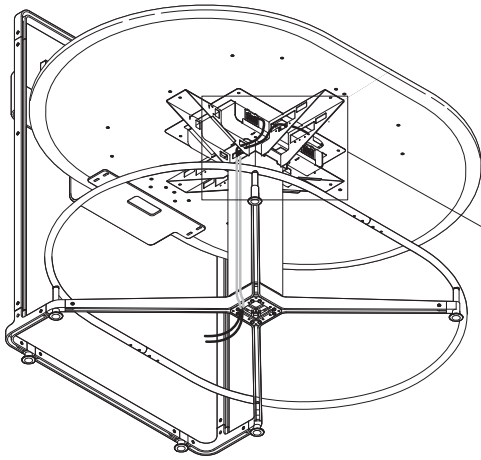


1. Remove covers

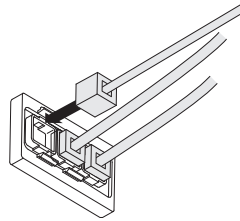


2. Route cables.

Dimensions of the space available within the column for cables is 0.93"D x 3.15"W.

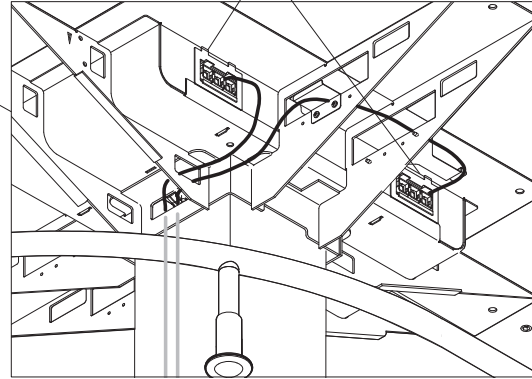


3. Plug in data cables.



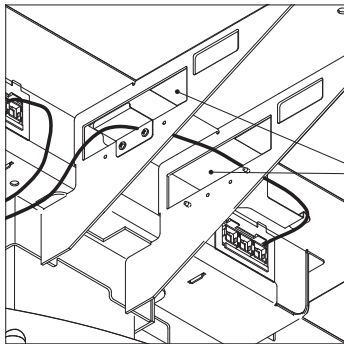
CommScope black faceplates
M13C-003 (included)

Tip: The faceplates can be removed and replaced with other standard faceplates. The faceplate opening size is 1.38"H x 2.71"W.



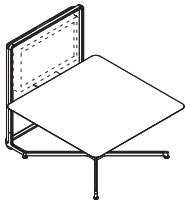
media:scape - well

4. Replace covers.



Slotted support structure can fit 5.5"D x 10"W x 1.6"H technology devices or components. Note that this opening exists on both sides of the column.

Desk-Height Tables TC



Tip: Please note that these are the parameters used by Steelcase. We do not have a way of checking that the work done in the field meets all our quality standards. Therefore, please be aware that by doing a field cutout/retrofit/mounting additional equipment, you assume full responsibility for local inspections, workmanship, reliability, and ultimate performance of the product. The safety certifications for this product, as it is sold without electronics, are provided by Steelcase. This product as sold has no EMC certifications because there are no electronic components using any frequency above 9,000hz (cycles per second). Any required safety and EMC certifications for any third party electronic systems provided by the owner will need to be acquired by the owner at its expense. Steelcase cannot provide any assistance in this electronic equipment certification.

For laminate group 2 and 3 pricing, please refer to the electronic catalog or SmartTools.

 **For Canadian Pricing**
Multiply U.S. Price by the Canadian price factor.
▶ See page 1 for details.

Standard Includes		Required to Specify
▶ Need help? Product details, page 458	<ul style="list-style-type: none"> Table: High-Pressure Laminate price group 1 surface with 3 mm plastic edge on all sides <ul style="list-style-type: none"> – Base (with legs and feet) and column: paint Totem with single monitor bracket, if specified Infill: painted aluminum, if totem is specified 	<ol style="list-style-type: none"> Style number Laminate color number for surface Plastic color number for edges on laminate surface Paint color for column, table base, feet, and totem frame (if specified): <ul style="list-style-type: none"> 4140 Arctic White Gloss 4799 Platinum Metallic 4803 Near Black Metallic Paint color number for infill Power well cutout (see below under Required Selections) Dual monitor shroud (see below under Required Selections) Infill with totem canopy (see below under Required Selections) Options, if selected (see below) <p>▶ See <i>Surface Materials</i>, page 490.</p>

	Required Selections	U.S. Price	Required to Specify
Power Well Cutout	Tables (except offset table)		
	<ul style="list-style-type: none"> No cutout With cutout 	No cost +\$1190	Specify with no cutout/power well. Specify with cutout/power well.
	Offset table		
	<ul style="list-style-type: none"> No cutout With cutout 	No cost +\$2382	Specify with no cutout/power well. Specify with cutout/power well.
Dual Monitor Shroud	Available on attached totem tables		
	<ul style="list-style-type: none"> No shroud Dual 43" shroud 	No cost +\$2099	Specify with no shroud. Specify with dual 43" shroud.
	Offset table		
	<ul style="list-style-type: none"> No shroud Dual 43" shroud 	No cost +\$4199	Specify with no shroud. Specify with dual 43" shroud.
Infill with Totem Canopy	Available on attached totem tables		
	<ul style="list-style-type: none"> Infill only Infill with totem canopy 	No cost +\$1384	Specify with infill only. Specify with infill and totem canopy.

	Options	U.S. Price	Required to Specify
Surface Materials	High-Pressure Laminate tables		
	<ul style="list-style-type: none"> Laminate price group 2 Laminate price group 3 Open Line laminate 	See information at left See information at left +\$ 102 plus cost of laminate	Specify laminate color number. Specify laminate color number. ▶ See <i>Surface Materials Reference Manual</i> .
	Wood veneer tables		
	<ul style="list-style-type: none"> Wood group 1 veneer surface with wood veneer edges (3 mm edge profile) 	Prices at right	Specify wood color number.
	<ul style="list-style-type: none"> Wood group 2 veneer surface with wood veneer edges (3 mm edge profile) 	Prices at right	Specify wood color number.
	<ul style="list-style-type: none"> Wood group 3 veneer surface with wood veneer edges (3 mm edge profile) 	Prices at right	Specify wood color number.
	<ul style="list-style-type: none"> Customiz stain 	No cost	Specify with <i>Customiz stain</i> . ▶ See <i>Surface Materials Reference Manual</i> .
	<ul style="list-style-type: none"> Full-fill finish on wood group 1 	Prices at right	Specify full-fill finish number.

▶ Options, continued on next page

► Options, continued from previous page

Options	U.S. Price	Required to Specify
Surface Materials, continued		
Painted aluminum infill		
• Price group 1	No cost	Specify infill finish number.
• Price group 2	+\$ 57	Specify infill finish number.
• Price group 3	+\$182	Specify infill finish number.

Tip: Wood group 2, wood group 3, and full-fill upcharges are in addition to wood group 1 upcharge.

Specification Information									
Dimensions				Style Number	U.S. Base Price	Options (Add \$ to Base Price)			
D	W	H	Totem Height			Wood Group 1	Wood Group 2	Wood Group 3	Full-Fill Finish on Wood Group 1

Square Desk-Height Table with Attached Totem (4–6 people)

60"	60"	29"	59"	MT03DS6060TN	\$16,431	+\$828	+\$141	+\$493	+\$141
-----	-----	-----	-----	---------------------	----------	--------	--------	--------	--------

Rectangular Desk-Height Table with Attached Totem (4–6 people)

72"	60"	29"	59"	MT03DR7260TN	\$16,758	+\$994	+\$232	+\$803	+\$232
-----	-----	-----	-----	---------------------	----------	--------	--------	--------	--------

Pear-Shaped Desk-Height Table with Attached Totem (4 people)

54"	54"	29"	59"	MT03DP4854TN	\$19,519	+\$582	+\$141	+\$493	+\$141
-----	-----	-----	-----	---------------------	----------	--------	--------	--------	--------

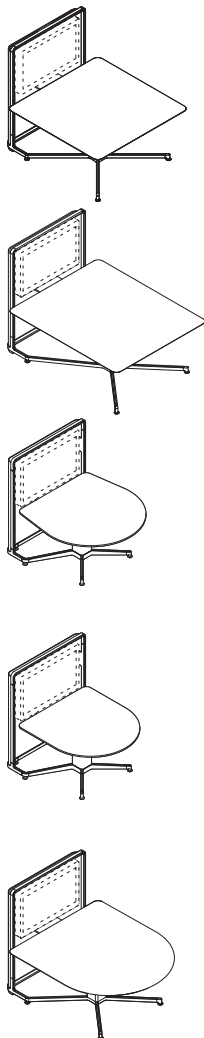
Small D-Shaped Desk-Height Table with Attached Totem (4 people)

51"	48"	29"	59"	MT03DSD4848TN	\$17,745	+\$582	+\$102	+\$358	+\$102
-----	-----	-----	-----	----------------------	----------	--------	--------	--------	--------

Medium D-Shaped Desk-Height Table with Attached Totem (4–6 people)

66"	60"	29"	59"	MT03DM6660TN	\$18,099	+\$828	+\$232	+\$803	+\$232
-----	-----	-----	-----	---------------------	----------	--------	--------	--------	--------

► Specification Information, continued on next page



media:scape TC

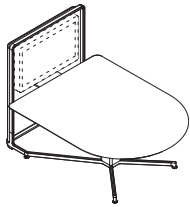
 **For Canadian Pricing**
 Multiply U.S. Price by the Canadian price factor.
 ► See page 1 for details.

Desk-Height Tables TC, continued

► Specification Information, continued from previous page


Specification Information										
• Dimensions				• Style	• U.S.	• Options				
D	W	H	Totem Height	Number	Base Price	(Add \$ to Base Price)				
						Wood	Wood			Full-Fill
						Group 1	Wood	Wood	Wood	Finish on
							Group 2	Group 3	Group 1	Wood

Tip: Wood group 2, wood group 3, and full-fill upcharges are in addition to wood group 1 upcharge.



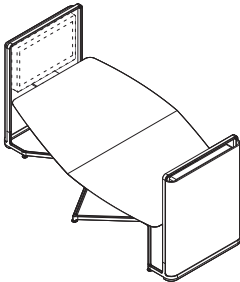
Large D-Shaped Desk-Height Table with Attached Totem (5–7 people)

78"	60"	29"	59"	MT03DL7860TN	\$18,949	+\$ 994	+\$232	+\$ 803	+\$232
-----	-----	-----	-----	---------------------	----------	---------	--------	---------	--------



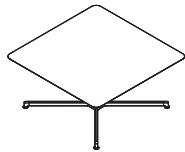
Capsule Desk-Height Table with Attached Totem (4–6 people)

60"	84"	29"	59"	MT03DC6084TN	\$18,651	+\$ 994	+\$300	+\$1044	+\$300
-----	-----	-----	-----	---------------------	----------	---------	--------	---------	--------



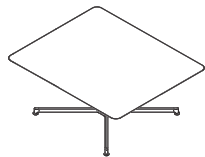
Offset Desk-Height Table with Attached Totems (8 people)

120"	80"	29"	54"	MT03DF12076TN	\$40,437	+\$2074	+\$475	+\$1655	+\$475
------	-----	-----	-----	----------------------	----------	---------	--------	---------	--------



Square Desk-Height Table (6–8 people)

60"	60"	29"	N.A.	MT03DS6060N	\$11,461	+\$ 828	+\$141	+\$ 493	+\$141
-----	-----	-----	------	--------------------	----------	---------	--------	---------	--------



Rectangular Desk-Height Table (6–8 people)

72"	60"	29"	N.A.	MT03DR7260N	\$12,758	+\$ 994	+\$232	+\$ 803	+\$232
-----	-----	-----	------	--------------------	----------	---------	--------	---------	--------

► Specification Information, continued on next page



For Canadian Pricing
 Multiply U.S. Price by the Canadian price factor.
 ► See page 1 for details.

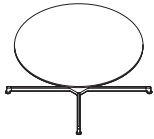
► Specification Information, continued from previous page

Tip: Wood group 2, wood group 3, and full-fill upcharges are in addition to wood group 1 upcharge.

Specification Information										
• Dimensions				• Style	• U.S.	• Options				
D	W	H	Totem Height	Number	Base Price	(Add \$ to Base Price)				
						Wood Group 1	Wood	Wood Group 2	Wood Group 3	Full-Fill Finish on Wood Group 1

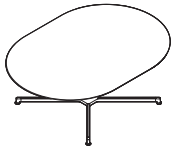
Round Desk-Height Table (4–6 people)

60"	60"	29"	N.A.	MT03DR60N	\$12,758	+\$828	+\$141	+\$ 494	+\$141
-----	-----	-----	------	------------------	----------	--------	--------	---------	--------



Capsule Desk-Height Table (6–8 people)

60"	84"	29"	N.A.	MT03DC6084N	\$13,286	+\$994	+\$300	+\$1044	+\$300
-----	-----	-----	------	--------------------	----------	--------	--------	---------	--------



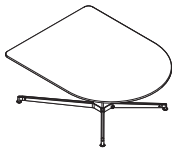
Medium D-Shaped Desk-Height Table (4–6 people)

66"	60"	29"	N.A.	MT03DM6660N	\$12,379	+\$828	+\$232	+\$ 803	+\$232
-----	-----	-----	------	--------------------	----------	--------	--------	---------	--------



Large D-Shaped Desk-Height Table (5–7 people)

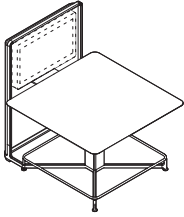
78"	60"	29"	N.A.	MT03DL7860N	\$12,758	+\$994	+\$232	+\$ 803	+\$232
-----	-----	-----	------	--------------------	----------	--------	--------	---------	--------



media:scape TC

 **For Canadian Pricing**
 Multiply U.S. Price by the Canadian price factor.
 ► See page 1 for details.

Stool-Height Tables TC



Tip: Please note that these are the parameters used by Steelcase. We do not have a way of checking that the work done in the field meets all our quality standards. Therefore, please be aware that by doing a field cutout/ retrofit/mounting additional equipment, you assume full responsibility for local inspections, workmanship, reliability, and ultimate performance of the product. The safety certifications for this product, as it is sold without electronics, are provided by Steelcase. This product as sold has no EMC certifications because there are no electronic components using any frequency above 9,000hz (cycles per second). Any required safety and EMC certifications for any third party electronic systems provided by the owner will need to be acquired by the owner at its expense. Steelcase cannot provide any assistance in this electronic equipment certification.

For laminate group 2 and 3 pricing, please refer to the electronic catalog or SmartTools.

 **For Canadian Pricing**
Multiply U.S. Price by the Canadian price factor.
▶ See page 1 for details.

Standard Includes		Required to Specify
▶ Need help? Product details, page 458	<ul style="list-style-type: none"> Table: High-Pressure Laminate price group 1 surface with 3 mm plastic edge on all sides – Base (with legs and feet) and column: paint Totem with single monitor bracket, if specified Infill: painted aluminum, if totem is specified 	<ol style="list-style-type: none"> Style number Laminate color number for surface Plastic color number for edges on laminate surface Paint color for column, table base, feet, and totem frame (if specified): 4140 Arctic White Gloss 4799 Platinum Metallic 4803 Near Black Metallic Paint color number for infill Power well cutout (see below under Required Selections) Dual monitor shroud (see below under Required Selections) Infill with totem canopy (see below under Required Selections) Options, if selected (see below) <p>▶ See <i>Surface Materials</i>, page 490.</p>

	Required Selections	U.S. Price	Required to Specify
Power Well Cutout	Tables (except offset and TeamStudio tables)		
	<ul style="list-style-type: none"> No cutout With cutout 	<ul style="list-style-type: none"> No cost +\$1190 	<ul style="list-style-type: none"> Specify with no cutout/power well. Specify with cutout/power well.
Dual Monitor Shroud	Offset and TeamStudio tables		
	<ul style="list-style-type: none"> No cutout With cutout 	<ul style="list-style-type: none"> No cost +\$2382 	<ul style="list-style-type: none"> Specify with no cutout/power well. Specify with cutout/power well.
	Attached totem tables (except offset tables) and TeamStudio table with attached single totem		
Infill with Totem Canopy	<ul style="list-style-type: none"> No shroud Dual 43" shroud 	<ul style="list-style-type: none"> No cost +\$2099 	<ul style="list-style-type: none"> Specify with no shroud. Specify with dual 43" shroud.
	Offset table and TeamStudio tables with attached dual totems		
	<ul style="list-style-type: none"> No shroud Dual 43" shroud 	<ul style="list-style-type: none"> No cost +\$4199 	<ul style="list-style-type: none"> Specify with no shroud. Specify with dual 43" shroud.
	Available on attached totem tables		
	<ul style="list-style-type: none"> Infill only Infill with totem canopy 	<ul style="list-style-type: none"> No cost +\$1384 	<ul style="list-style-type: none"> Specify with infill only. Specify with infill and totem canopy.

	Options	U.S. Price	Required to Specify
Surface Materials	High-Pressure Laminate tables		
	<ul style="list-style-type: none"> Laminate price group 2 Laminate price group 3 Open Line laminate 	<ul style="list-style-type: none"> See information at left See information at left +\$ 102 plus cost of laminate 	<ul style="list-style-type: none"> Specify laminate color number. Specify laminate color number. ▶ See <i>Surface Materials Reference Manual</i>.
	Wood veneer tables		
	<ul style="list-style-type: none"> Wood group 1 veneer surface with wood veneer edges (3 mm edge profile) 	Prices at right	Specify wood color number.
	<ul style="list-style-type: none"> Wood group 2 veneer surface with wood veneer edges (3 mm edge profile) 	Prices at right	Specify wood color number.
	<ul style="list-style-type: none"> Wood group 3 veneer surface with wood veneer edges (3 mm edge profile) 	Prices at right	Specify wood color number.
	<ul style="list-style-type: none"> Customiz stain 	No cost	Specify with Customiz stain.
	<ul style="list-style-type: none"> Full-fill finish on wood group 1 	Prices at right	▶ See <i>Surface Materials Reference Manual</i> . Specify full-fill finish number.
	Painted aluminum infill		
	<ul style="list-style-type: none"> Price group 1 Price group 2 Price group 3 	<ul style="list-style-type: none"> No cost +\$ 68 +\$ 199 	<ul style="list-style-type: none"> Specify infill finish number. Specify infill finish number. Specify infill finish number.

Tip: Wood group 2, wood group 3, and full-fill upcharges are in addition to wood group 1 upcharge.

Specification Information

Dimensions			Totem Height	Style Number	U.S. Base Price	Options (Add \$ to Base Price)			
D	W	H				Wood Group 1	Wood Group 2	Wood Group 3	Full-Fill Finish on Wood Group 1

Square Stool-Height Table with Attached Totem (4–6 People)

60"	60"	38"	68"	MT03SS6060TN	\$23,074	+\$ 828	+\$141	+\$ 493	+\$141
-----	-----	-----	-----	---------------------	----------	---------	--------	---------	--------

Rectangular Stool-Height Table with Attached Totem (4–6 People)

72"	60"	38"	68"	MT03SR7260TN	\$23,459	+\$ 994	+\$232	+\$ 803	+\$232
-----	-----	-----	-----	---------------------	----------	---------	--------	---------	--------

Medium D-Shaped Stool-Height Table with Attached Totem (4–6 People)

66"	60"	38"	68"	MT03SM6660TN	\$23,074	+\$ 828	+\$232	+\$ 803	+\$232
-----	-----	-----	-----	---------------------	----------	---------	--------	---------	--------

Large D-Shaped Stool-Height Table with Attached Totem (5–7 People)

78"	60"	38"	68"	MT03SL7860TN	\$23,459	+\$ 994	+\$232	+\$ 803	+\$232
-----	-----	-----	-----	---------------------	----------	---------	--------	---------	--------

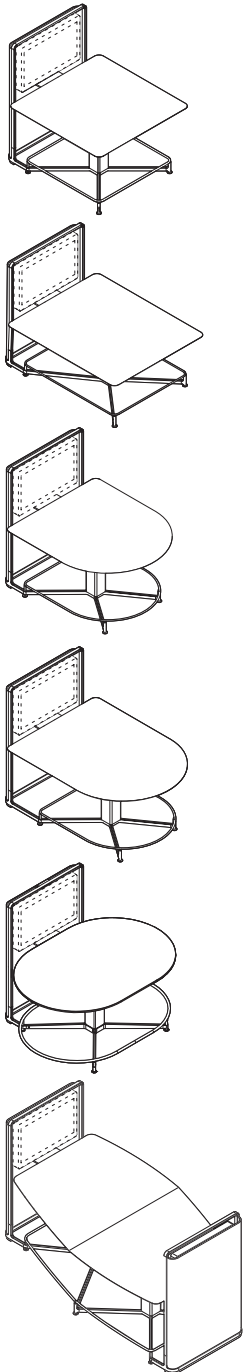
Capsule Stool-Height Table with Attached Totem (4–6 People)

60"	84"	38"	68"	MT03SC6084TN	\$23,975	+\$ 994	+\$300	+\$1044	+\$300
-----	-----	-----	-----	---------------------	----------	---------	--------	---------	--------

Offset Stool-Height Table with Attached Totem (8 people)

120"	80"	38"	68"	MT03SF12076TN	\$46,253	+\$2074	+\$475	+\$1655	+\$475
------	-----	-----	-----	----------------------	----------	---------	--------	---------	--------

► Specification Information, continued on next page



media:scape TC

Stool-Height Tables TC, continued

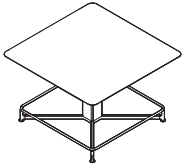
► Specification Information, continued from previous page

Tip: Wood group 2, wood group 3, and full-fill upcharges are in addition to wood group 1 upcharge.

Specification Information										
Dimensions				Style	U.S.	Options				
D	W	H	Totem Height	Number	Base Price	(Add \$ to Base Price)				
						Wood Group 1	Wood	Wood Group 2	Wood Group 3	Full-Fill Finish on Wood Group 1

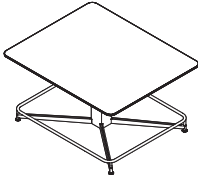
Square Stool-Height Table (6–8 people)

60"	60"	38"	N.A.	MT03SS6060N	\$17,745	+\$828	+\$141	+\$ 493	+\$141
-----	-----	-----	------	--------------------	----------	--------	--------	---------	--------



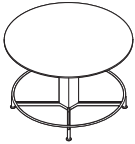
Rectangular Stool-Height Table (6–8 people)

72"	60"	38"	N.A.	MT03SR7260N	\$18,099	+\$994	+\$232	+\$ 803	+\$232
-----	-----	-----	------	--------------------	----------	--------	--------	---------	--------



Round Stool-Height Table (4–6 people)

60"	60"	38"	N.A.	MT03SR60N	\$18,099	+\$828	+\$141	+\$ 494	+\$141
-----	-----	-----	------	------------------	----------	--------	--------	---------	--------



Capsule Stool-Height Table (6–8 people)

60"	84"	38"	N.A.	MT03SC6084N	\$18,651	+\$994	+\$300	+\$1044	+\$300
-----	-----	-----	------	--------------------	----------	--------	--------	---------	--------



Medium D-Shaped Stool-Height Table (4–6 people)

66"	60"	38"	N.A.	MT03SM6660N	\$17,745	+\$828	+\$232	+\$ 803	+\$232
-----	-----	-----	------	--------------------	----------	--------	--------	---------	--------



Large D-Shaped Stool-Height Table (5–7 people)

78"	60"	38"	N.A.	MT03SL7860N	\$18,099	+\$994	+\$232	+\$ 803	+\$232
-----	-----	-----	------	--------------------	----------	--------	--------	---------	--------



► Specification Information, continued on next page

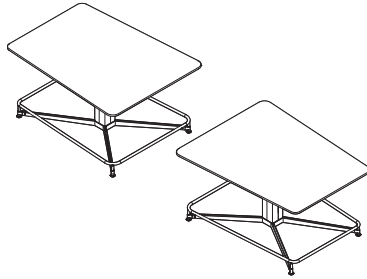


For Canadian Pricing
 Multiply U.S. Price by the Canadian price factor.
 ► See page 1 for details.

► Specification Information, continued from previous page

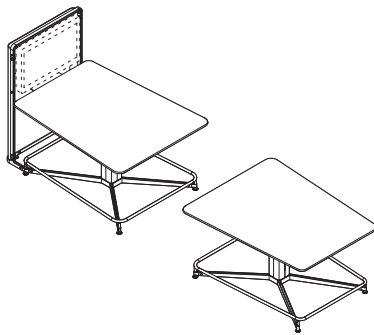
Tip: Wood group 2, wood group 3, and full-fill upcharges are in addition to wood group 1 upcharge.

Specification Information										
• Dimensions				• Style Number	• U.S. Base Price	• Options				
D	W	H	Totem Height			(Add \$ to Base Price)				
						Wood Group 1	Wood	Wood Group 2	Wood Group 3	Full-Fill Finish on Wood Group 1



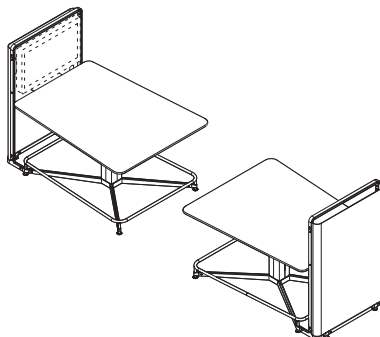
TeamStudio Table (8–12 People)

75"	60"	38"	N.A.	MT03ST7560N	\$40,823	+\$2074	+\$475	+\$1655	+\$475
-----	-----	-----	------	--------------------	----------	---------	--------	---------	--------



TeamStudio Attached Single Totem (8–12 People)

75"	60"	38"	68"	MT03ST7560TN	\$46,112	+\$2074	+\$475	+\$1655	+\$475
-----	-----	-----	-----	---------------------	----------	---------	--------	---------	--------




TeamStudio Attached Dual Totems (8–12 People)

75"	60"	38"	68"	MT03ST7560TTN	\$50,517	+\$2074	+\$475	+\$1655	+\$475
-----	-----	-----	-----	----------------------	----------	---------	--------	---------	--------

 **For Canadian Pricing**
 Multiply U.S. Price by the Canadian price factor.
 ► See page 1 for details.

Seismic Anchor Brackets X4/23



Tip: One bracket is used per leg, so two packages should be ordered per table.

Standard Includes	Required to Specify
-------------------	---------------------

- | | |
|--|--|
| <ul style="list-style-type: none"> ▶ Need help? Product details, page 459 | <ul style="list-style-type: none"> • Brackets: package of two |
|--|--|

Specification Information	
---------------------------	--

Style Number	U.S. Price
CQSA X4/23	\$81



For Canadian Pricing
 Multiply U.S. Price by the Canadian price factor.
 ▶ See page 1 for details.

X4/23 = Last order entry
 April 16, 2023

► Specification Information, continued from previous page

Specification Information

• Dimensions			• Style Number	• U.S. Base Price	• Options	
D	W	H			(Add \$ to Base Price)	Bridge

Dual 55" Wall-Mounted Shroud

6 1/2"	109 1/2"	35"	MTSWD55 10/23	\$ 5719	N.A.	+\$129
--------	----------	-----	---------------------------------	---------	------	--------

Dual 65" Wall-Mounted Shroud

6 1/2"	127"	40 1/2"	MTSWD65 10/23	\$ 7234	N.A.	+\$129
--------	------	---------	---------------------------------	---------	------	--------

Triple 32" Wall-Mounted Shroud

6 1/2"	99 1/2"	23 1/2"	MTSWT32 10/23	\$ 4991	N.A.	+\$171
--------	---------	---------	---------------------------------	---------	------	--------

Triple 42" Wall-Mounted Shroud

6 1/2"	127 1/2"	27 1/2"	MTSWT42 10/23	\$ 6550	N.A.	+\$171
--------	----------	---------	---------------------------------	---------	------	--------

Triple 46" Wall-Mounted Shroud

6 1/2"	141 1/2"	30 1/2"	MTSWT46 10/23	\$ 7175	N.A.	+\$171
--------	----------	---------	---------------------------------	---------	------	--------

Triple 55" Wall-Mounted Shroud

6 1/2"	163"	35"	MTSWT55 10/23	\$ 8577	N.A.	+\$171
--------	------	-----	---------------------------------	---------	------	--------

Triple 65" Wall-Mounted Shroud

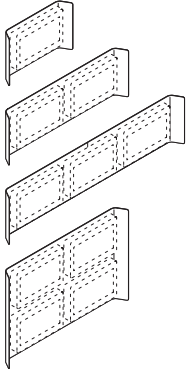
6 1/2"	189 1/2"	40 1/2"	MTSWT65 10/23	\$10,198	N.A.	+\$171
--------	----------	---------	---------------------------------	----------	------	--------

Quad 32" Wall-Mounted Shroud

6 1/2"	67"	45"	MTSWQ32 10/23	\$ 6656	N.A.	+\$129
--------	-----	-----	---------------------------------	---------	------	--------

Quad 42" Wall-Mounted Shroud

6 1/2"	86"	54"	MTSWQ42 10/23	\$ 8734	N.A.	+\$129
--------	-----	-----	---------------------------------	---------	------	--------



 **For Canadian Pricing**
 Multiply U.S. Price by the
 Canadian price factor.
 ► See page 1 for details.

~~10/23~~ = Last order entry
 October 15, 2023

Camera Ledges

Standard Includes	Required to Specify
<ul style="list-style-type: none"> ▶ Need help? Product details, page 469 • Camera ledge 	<ul style="list-style-type: none"> 1 Style number 2 Paint color number for ledge: <ul style="list-style-type: none"> 4140 Arctic White Gloss 4799 Platinum Metallic 4803 Near Black Metallic 7246 Midnight Metallic (available on shroud-mounted only)

Specification Information

• Dimensions			• Style	• U.S.
D	W	H	Number	Price

Shroud-Mounted Camera Ledge

6 1/2"	11 1/2"	2"	MTHS ✕10/23	\$434
:	:	:	:	:




Totem-Mounted Camera Ledge

6 1/2"	11 1/2"	1/2"	MTHT	\$434
:	:	:	:	:



✕10/23 = Last order entry
October 15, 2023

Understanding and Specifying ScapeSeries Tables

	
Statement of Line	486
	
Product Details	
ScapeSeries Tables	487
	
Specifying	
ScapeSeries Tables	488
	
Surface Materials	490

Statement of Line

ScapeSeries Tables

ScapeSeries Tables



Desk-Height
Understanding
▶ Page 487
Specifying
▶ Page 488



Stool-Height
Understanding
▶ Page 487
Specifying
▶ Page 488

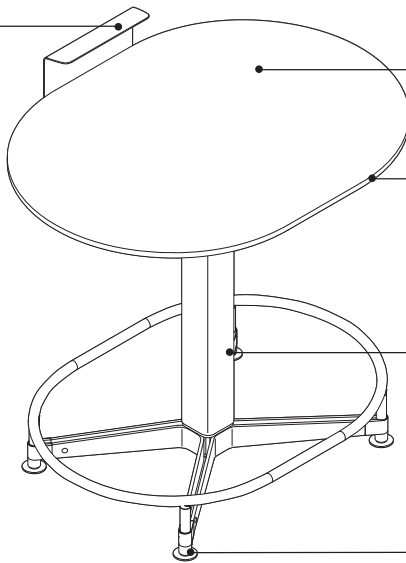
ScapeSeries Tables

ScapeSeries table

supplies power to users and invites others to walk up and collaborate in multiple postures. It combines cornerless curves with straight sides that may dock alongside walls more effectively than typical round café tables, resulting in a more thoughtful relationship between workspaces, users, and the interior architecture.

► Specifying, page 488

Shroud comes standard with the table. It clamps to the underside of the work surface and conceals the power and data strip.



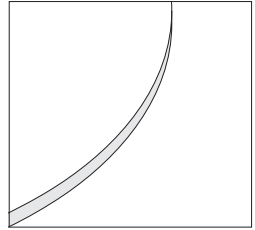
Surfaces are available in both laminate and veneer.

Profile surfaces have a 3 mm edge banding along all sides.

Base is available in three finishes and includes a column and legs. A stainless steel foot ring is standard on the stool-height tables.

Glides provide 1" of adjustment for leveling.

Product Details



Laminate surface edges are plastic and finish selection is available. ► See *Recommended Surface Edge Finishes*, page 495, for recommendations.

Veneer surface edges are veneer and match the top surface.

Power and Data

Power and data strip is ordered separately. Cables are routed along the underside of the work surface and down the column. Electrical specifications are: ~120V, 15A, 180W, and 60HZ.

Surface Materials

Surface

- Laminate
- Wood veneer

Edge

- Plastic—laminate surfaces
- Wood veneer—wood veneer surfaces

Base

- Paint

Column and shroud

- Paint to match base

Foot ring

- Stainless steel

ScapeSeries
Tables

Actual Dimensions

Depth	32"
Width	42"
Thickness	¾"
Desk Height	29"
Stool Height	38"

ScapeSeries Tables

Tip: media:scape technologies (PUCKs) is not included.

► For media:scape tables, see page 458

For laminate group 2 and 3 pricing, please refer to the electronic catalog or SmartTools.

Standard Includes	Required to Specify
<ul style="list-style-type: none"> ► Need help? Product details, page 487 Table: High-Pressure Laminate price group 1 surface with 3 mm plastic edge on all sides Column, table base, legs, and shroud: paint Foot ring, if stool-height selected: 803S Stainless Steel only 	<ol style="list-style-type: none"> Style number Laminate color number for surface Plastic color number for edges on laminate surface Paint color for column, table base, legs, and shroud: <ul style="list-style-type: none"> 4140 Arctic White Gloss 4799 Platinum Metallic 4803 Near Black Metallic Options, if selected (see below) <ul style="list-style-type: none"> ► See <i>Surface Materials</i>, page 490.

Options	U.S. Price	Required to Specify
Surface Materials		
High-Pressure Laminate tables		
• Laminate price group 2	See information at left	Specify laminate color number.
• Laminate price group 3	See information at left	Specify laminate color number.
• Open Line laminate	+\$102 plus cost of laminate	► See <i>Surface Materials Reference Manual</i> .
Wood veneer tables		
• Wood group 1 veneer surface with wood veneer edges (3 mm edge profile)	+\$275	Specify wood color number.
• Wood group 2 veneer surface with wood veneer edges (3 mm edge profile)	+\$462	Specify wood color number.
• Wood group 3 veneer surface with wood veneer edges (3 mm edge profile)	+\$745	Specify wood color number.
• Customiz stain	No cost	Specify with <i>Customiz stain</i> . ► See <i>Surface Materials Reference Manual</i> .
• Full-fill finish on wood group 1	+\$ 78	Specify full-fill finish number.
Shroud		
• Omit shroud	-\$ 46	Specify <i>omit shroud</i> .

Specification Information			
Dimensions	Style	U.S.	
D W H	Number	Base Price	
...

Desk-Height			
32"	42"	29"	SSTD3242 \$2587
...

Stool-Height			
32"	42"	38"	SSTS3242 \$3801
...



 **For Canadian Pricing**
Multiply U.S. Price by the Canadian price factor.
► See page 1 for details.



Surface Materials

This listing includes all the surface material choices that are available for the products in this specification guide.

Resources

For more information about surface materials, refer to the following resources:

Additional surface materials specification tools are available to assist you in the specification process—the Surface Materials Binders.

The global surface materials palette is a core collection of finishes that is available across multiple geographies (Americas/EMEA – Europe, Middle East, and Africa/APAC – Asia Pacific) and on global product lines, where applicable. For a list of finishes included in the offering, see the *Surface Materials Reference Manual*. Additional details, like product approvals by geography and finish number conversions, can also be found in the *Surface Materials Reference Manual* or see www.steelcase.com/surface-materials.

Surface Materials Binders include:

- Surface Materials Reference Manual
- A complete set of swatch cards for hard surfaces, vertical surface fabrics, and seating upholstery

Paint

Steelcase Surfaces

Tip: All products may not be available in all colors listed below.

▶ See page 493 for an overview of the paint colors available on each component.

Applies to:

- media:scape aluminum infills
- ScapeSeries tables

Price Group 1

Smooth Paint

- 4238 Mocha
- 4239 Clay
- 4240 Chalk
- 4242 Milk

Textured Paint

- 7207 Black
- 7225 Sand
- 7237 Slate **E**
- 7238 Fieldstone
- 7239 Midnight
- 7241 Arctic White
- 7243 Seagull
- 7278 Dark Bronze
- 7360 Merle

Price Group 2

Smooth Metallic Paint

- 4743 Mineral Metallic
- 4750 Champagne Metallic
- 4798 Sterling Metallic
- 4799 Platinum Metallic
- 4803 Near Black Metallic

Textured Metallic Paint

- 7245 Carbon Metallic
- 7246 Midnight Metallic

Applies to:

- media:scape table legs, base, column and totem frame
- ScapeSeries tables
- 4799 Platinum Metallic
- 4803 Near Black Metallic

Price Group 3

Accent Paint

- 1ATG Rose Quartz
- 4AV3 Blue Jay
- 4AV4 Baltic
- 4AX1 Citron
- 4AY2 Chili
- 4AZ5 Marlin
- 4CL1 Dark Olivine
- 4CL2 Ice Blue
- 4CL3 Aura
- 4CL4 Sea Glass
- 4CL5 Light Matcha
- 4CL6 Terra
- 4CL7 Sandstone
- 4CL8 Smokey Plum
- 4CZ5 Honey
- 4CZ6 Lagoon
- 4CZ8 Light Peacock

Custom Surfaces

Price Group 3

PerfectMatch

PerfectMatch is a service that allows you to create your own paint color. Refer to the *Surface Materials Reference Manual* for more information about this program.

Metal/Accessory Paints

Steelcase Surfaces

Applies to:

- media:scape table legs, base, column, and totem frame
- 4140 Arctic White Gloss

Applies to:

- media:scape table foot ring
- ScapeSeries table foot ring
- 803S Stainless Steel

Laminate

Applies to:

- media:scape tables
- ScapeSeries tables

Steelcase Surfaces

High-Pressure Laminate

Price Group 1

Fiber Laminate

- 2850 Vanadium Fiber
- 2852 Tungsten Fiber
- 2854 Vellum Fiber **E**
- 2860 Granite Fiber
- 2862 Stucco Fiber **E**

Micro Laminate

- 2920 Marl Micro
- 2921 Gypsum Micro
- 2922 Clay Micro

Patina Laminate

- 2870 Blonde Bronze Patina
- 2873 Instant Iron Patina

Solid Laminate

- 2722 Cream **E**
- 2730 Arctic White
- 2746 Black
- 2759 Warm White
- 2811 Mist **E**
- 2883 Seagull
- 2884 Milk
- 2885 Dune
- 2HAA Persian Salt
- 2HAB Rose
- 2HAC Indigo
- 2HAD Green Citrine
- 2HAE Dark Olivine
- 2HAF Cloudy
- 2HMG Merle

Speckle Laminate

- 2820 Coffee Speckle **E**
- 2823 Driftwood Speckle
- 2824 Smoke Speckle
- 2825 Vanadium Speckle

Tip: Some wood veneer finishes and woodgrain laminates share the same name. Because of the difference in materials, veneers and laminates of the same name are not an exact match but do coordinate with each other.

Woodgrain Laminate

- 2406 Clear Cherry **E**
- 2409 Clear Maple
- 2410 Graphite Walnut
- 2412 Natural Cherry
- 2422 Medium Cherry
- 2511 Winter on Maple
- 2535 Virginia Walnut
- 2536 Blackwood **E**
- 2538 Clear Walnut
- 2592 Blonde on Maple **E**
- 2612 Marbled Maple **E**
- 2614 Chocolate Walnut **E**
- 2615 Marbled Cherry **E**
- 2714 Natural Walnut **E**
- 2HAK Clear Oak
- 2HAN Ash Noce
- 2HAT Acacia
- 2HAW Ash Wenge
- 2HBN Bisque Noce
- 2HBW Bisque Wenge
- 2HCN Clay Noce
- 2HCW Clay Wenge
- 2HSN Storm Noce
- 2HSW Storm Wenge
- 2HWA Grey Kingswood
- 2HBW Planked Walnut
- 2HWD Resolute Walnut
- 2HWE Natural Recon
- 2HWF Smoked Walnut
- 2HWJ Clay
- 2HWV Chalk

Price Group 2

Textured Laminate

- 2TH2 Fawn Cypress
- 2TH4 Saddle Oak
- 2TH5 Veranda Teak
- 2TH7 Walnut Heights
- 2UH1 Reclaimed Aggregate
- 2UH2 Reclaimed Gravel
- 2UH4 Cement
- 2UH6 Sheetrock

Price Group 2

Applies to:

- Worksurfaces

Solid Laminate

- 24H1 Satin White
- 24H2 Satin Black
- 24H3 Satin Stone
- 24H4 Satin Mocha

E = Established

Custom Surfaces

Open Line Laminate (OLL)

This service allows you to order non-standard laminate at an additional processing fee of \$102 U.S. per unit, plus the cost of the laminate.

High-Pressure Laminate pricing does not include premium or digitally printed patterns from any suppliers. Laminate cost may also vary for basic or standard laminates from other suppliers. Please contact the OLL consultant at 616.475.2426 for pricing. The cost of the laminate will be added to your invoice as a separate line on the acknowledgement.

When processing orders for Open Line laminate on c:scape and media:scape, specify 2900 in the laminate finish field and enter the OLL manufacturer information. Enter the required edge finish as you would a standard laminate.

Laminate Approval and Material Requirements

To confirm whether a particular laminate has already been tested for use on a specific Steelcase product or to determine material square foot requirements:
• Visit www.steelcase.com

For additional information, refer to the *Surface Materials Reference Manual*.

Wood

Applies to:
• media:scape tables
• ScapeSeries tables

Steelcase carefully selects veneer and solid wood for consistent color and grain structure. Wood is a natural material and variations will occur in color, grain and texture. These variations are part of the inherent natural beauty of wood and are not considered defects.

All wood products will darken with age and exposure to ultraviolet light. This is especially apparent with cherry and maple veneer. We recommend that desk accessories be rearranged periodically to ensure even aging of wood surfaces.

When storing your wood furniture, please follow the following guidelines:
• Do not store products in trailers
• Store products in areas that simulate office temperatures (60°F to 90°F)
• Store products in areas that maintain constant, office-like humidity levels
• Keep product away from light. Cover products to make sure they are not exposed to light.

ⓔ = Established

Steelcase Surfaces

Veneer

Veneers are matched for proper balance and consistency. Veneers are available quarter cut, except for Oak, which is rift cut. Refer to the Surface Materials Reference Manual for descriptions of each cut.

Applies to:
• Ottoman round legs
V1AC Natural Cherry
V1AM Clear Maple
V1EW Dark Walnut

Applies to:
• Big Table

Open-pore finish is a medium gloss finish that leaves the wood grain texture visible to the eye and distinguishable to the touch.

Veneer

Wood Group 1

Flat-cut open-pore

- 3062 FC/OP Graphite Walnut
- 3402 FC/OP Clear Cherry (Aged)
- 3412 FC/OP Natural Cherry ⓔ
- 3422 FC/OP Medium Cherry
- 3522 FC/OP Clear Maple
- 3592 FC/OP Blonde on Maple ⓔ
- 3702 FC/OP Clear Walnut
- 3712 FC/OP Natural Walnut
- 3752 FC/OP Medium Walnut ⓔ
- 3762 FC/OP Dark Walnut
- 3772 FC/OP Medium Mahogany on Walnut

Flat-Cut Open-Pore, Natural Veneer

- 3342 FC/OP Black Walnut
- 35A2 FC/OP Blanch Maple
- 37A2 FC/OP Thunder Walnut

Quarter-Cut Open-Pore

- 3042 QC/OP Ash ⓔ
- 3222 QC/OP Clear Maple
- 3292 QC/OP Blonde on Maple ⓔ
- 3302 QC/OP Clear Walnut
- 3312 QC/OP Natural Walnut
- 3352 QC/OP Medium Walnut ⓔ
- 3362 QC/OP Dark Walnut
- 3372 QC/OP Medium Mahogany on Walnut
- 3382 QC/OP Graphite Walnut

Quarter-Cut Open-Pore, Natural Veneer

- 32A2 QC/OP Blanch Maple
- 33A2 QC/OP Thunder Walnut
- 3392 QC/OP Black Walnut

Rift-Cut Open-Pore

- 3602 RC/OP Desert Oak

Rift-Cut Full-Fill, Natural Veneer

- 36A2 RC/OP Volcanic Oak

Wood Group 3

Flat-Cut Open-Pore, Natural Veneer

- 3082 FC/OP Washed Walnut

Wood Group 1

Open-Pore Planked Veneer

- 3P41 OP Planked Cherry
- 3P51 OP Planked Maple
- 3P61 OP Planked Oak
- 3P71 OP Planked Walnut
- 3VFX OP Unmarked Oak

Tip: Known for its uniqueness, planked veneer has intentional and natural variations that include, but are not limited to: character marks, grain pattern, color, and natural color aging.

Full-Fill

Full-fill finish is a medium-gloss finish that completely fills the grain texture, yet allows the grain pattern to be seen. The wood has a lustrous, satiny look, and it is smooth to the touch. This finish is available on the wood worksurface or field-installed top only.

Wood Group 2

Flat-Cut Full-Fill

- 3064 FC/FF Graphite Walnut
- 3404 FC/FF Clear Cherry (Aged)
- 3414 FC/FF Natural Cherry ⓔ
- 3424 FC/FF Medium Cherry
- 3524 FC/FF Clear Maple
- 3544 FC/FF Blonde on Maple ⓔ
- 3704 FC/FF Clear Walnut
- 3714 FC/FF Natural Walnut
- 3754 FC/FF Medium Walnut ⓔ
- 3764 FC/FF Dark Walnut
- 3774 FC/FF Medium Mahogany on Walnut

Flat-Cut Full-Fill, Natural Veneer

- 3734 FC/FF Black Walnut

Quarter-Cut Full-Fill

- 3224 QC/FF Clear Maple
- 3294 QC/FF Blonde on Maple ⓔ
- 3304 QC/FF Clear Walnut
- 3314 QC/FF Natural Walnut
- 3354 QC/FF Medium Walnut ⓔ
- 3364 QC/FF Dark Walnut
- 3374 QC/FF Medium Mahogany on Walnut
- 3384 QC/FF Graphite Walnut

Quarter-Cut Full-Fill, Natural Veneer

- 3394 QC/FF Black Walnut

Rift-Cut Full-Fill

- 3604 RC/FF Desert Oak

Wood Group 3

Flat-Cut Full-Fill, Natural Veneer

- 3084 FC/FF Washed Walnut

Surface Materials, continued

Premium Veneers

A selection of Premium veneers in this collection are available on most Steelcase brand products. The collection will be available as close to standard leadtimes as possible. However, because adequate supplies of veneer and solids must be secured, all orders will be scheduled individually. Leadtimes will vary based on Premium veneer and Premium solids availability at the time the order is placed. The collection is available as Wood Group 3 as a part of our Select Surfaces program, and supported like standard veneers to make ordering easy. Please see the Steelcase surface materials section on *village.steelcase.com* for sample information and product line availability. All premium veneers are in clear-coat.

Wood Group 3

Quarter-Cut Open-Pore
3832 QC/OP Figured Anegre

Custom Surfaces

Customiz stain is a service that allows you to create your own stain colors and finishes on standard veneer. Customiz stain color is available on all product lines that offer wood veneer.

A \$500 stain-matching fee applies on CUSTOMIZ requests (Exception: The \$500 fee does not apply on matches to Coalesse standard finishes or for a low-gloss finish request on a standard color). The \$500 fee covers the cost of formulating the Customiz color finish and applies regardless of whether or not an order for product is placed.

In addition, an approval form must be signed to indicate customer acceptance of Customiz match. A \$1,500 initiation fee will be charged prior to first order entry. This initiation fee activates the finish for unlimited use on any Steelcase product for an 18 month time period. After the 18 month time period has lapsed, the Customiz finish may be reactivated for another 18 months for a \$1,000 fee at any point within five years after the \$1,500 initiation fee was paid. If the finish is not reactivated within five years after the \$1,500 initiation fee was paid, the finish will be culled and the customer will need to pay the \$1,500 initiation fee again. All style number related Customiz charges products are no cost as of April 2014. The matching and initiation fees are not discountable.

Customiz stain takes 10 days to formulate. Consult the *Surface Materials Reference Manual* for more information. Custom veneers are also available and must be quoted by Steelcase specials group. Customiz stain on custom veneers takes 2 to 4 weeks to formulate.

Requirements and information on ordering a Customiz stain color are found in the *Surface Materials Reference Manual*.

Plastic Steelcase Surfaces

Applies to:

- media:scape tables
- ScapeSeries tables
- 6000 Black
- 6009 Arctic White
- 6034 Natural Cherry
- 6036 Medium Cherry
- 6037 Winter on Maple
- 6038 Blonde on Maple **E**
- 6041 Natural Walnut **E**
- 6052 Milk
- 6053 Seagull
- 6169 Stone
- 6170 Mocha
- 61AA Persian Salt
- 61AB Rose
- 61AC Indigo
- 61AD Green Citrine
- 61AE Dark Olivine
- 61AF Cloudy
- 6213 Acacia
- 6219 Clear Oak
- 6231 Graphite Walnut
- 6237 Clear Maple
- 6242 Virginia Walnut
- 6243 Blackwood **E**
- 6245 Clear Walnut
- 6249 Platinum Solid
- 6271 Plywood
- 6527 Merle
- 6619 Ice **E**
- 6631 Cream **E**
- 6635 Dawn **E**
- 6636 Mist
- 6654 Sand
- 6655 Warm White
- 6695 Midnight
- 6697 Fog
- 6698 Fieldstone
- 66WA Grey Kingswood
- 66WB Planked Walnut
- 66WD Resolute Walnut
- 66WE Natural Recon
- 66WF Smoked Walnut
- 66WU Clay
- 66WV Chalk
- 6703 Ash Wenge
- 6704 Storm Wenge
- 6705 Bisque Wenge
- 6706 Clay Wenge
- 6707 Ash Noce
- 6708 Bisque Noce
- 6709 Clay Noce
- 6710 Storm Noce
- 6T02 Fawn Cypress
- 6T04 Saddle Oak
- 6T05 Veranda Teak
- 6T07 Walnut Heights
- 6T08 Aggregate
- 6T09 Gravel
- 6T10 Cement
- 6T12 Sheetrock

Tip: Light color plastic edges are susceptible to degradation due to normal wear and tear. Staining (e.g., ball point pen or clothing dyes such as blue jeans) and dirt effects are more pronounced in light colors and are not considered defects.

E = Established

Paint Color Availability Matrix

Legend

- = Not available
- = Available
- ⓔ = Established

	media:scape Tables Column, table base, table feet, totem frame, and totem-mounted camera ledge			Totem infills	ScapeSeries Tables Shrouds and shroud mounted camera ledges			Column, table base, table feet, and shroud
Paint Price Group 1 (Smooth)								
4238 Mocha	•	■	•	•	•	•	•	•
4239 Clay	•	■	•	•	•	•	•	•
4240 Chalk	•	■	•	•	•	•	•	•
4242 Milk	•	■	•	•	•	•	•	•
Paint Price Group 1 (Textured)								
7207 Black	•	■	•	•	•	•	•	•
7225 Sand	•	■	•	•	•	•	•	•
7237 Slate ⓔ	•	■	•	•	•	•	•	•
7238 Fieldstone	•	■	•	•	•	•	•	•
7239 Midnight	•	■	•	•	•	•	•	•
7241 Arctic White	•	■	•	•	•	•	•	•
7243 Seagull	•	■	•	•	•	•	•	•
7278 Dark Bronze	•	■	•	•	•	•	•	•
7360 Merle	•	■	•	•	•	•	•	•
Paint Price Group 2 (Metallic)								
4743 Mineral Metallic	•	■	•	•	•	•	•	•
4750 Champagne Metallic	•	■	•	•	•	•	•	•
4798 Sterling Metallic	•	■	•	•	•	•	•	•
4799 Platinum Metallic	■	■	■	■	■	■	■	■
4803 Near Black Metallic	■	■	■	■	■	■	■	■
7245 Carbon Metallic	•	■	•	•	•	•	•	•
7246 Midnight Metallic	•	■	•	•	•	•	•	•
Paint Price Group 2 (Smooth)								
0835 Black	•	■	•	•	•	•	•	•
Accessory Paints								
4140 Arctic White Gloss	■	•	■	•	■	•	■	■
4144 Black Gloss	•	•	•	•	•	•	•	•

ScapeSeries
Tables

Recommended Surface Edge Finishes

Recommended Edge Colors for media:scape Tables and ScapeSeries Tables—High-Pressure Laminate

Edges

The recommended edge color will complement the laminate color you specify. Edge color is specified separately.

Laminate Color			Recommended Edge Color			Laminate Color			Recommended Edge Color		
Fiber Laminate						Textured Laminate					
2850	Vanadium Fiber	6654	Sand	2TH2	Fawn Cypress	6T02	Fawn Cypress	2TH4	Saddle Oak	6T04	Saddle Oak
2852	Tungsten Fiber	6636	Mist	2TH5	Veranda Teak	6T05	Veranda Teak	2TH7	Walnut Heights	6T07	Walnut Heights
2854	Vellum Fiber E	6655	Warm White	2UH1	Reclaimed Aggregate	6T08	Aggregate	2UH2	Reclaimed Gravel	6T09	Gravel
2860	Granite Fiber	6000	Black	2UH4	Cement	6T10	Cement	2UH6	Sheetrock	6T12	Sheetrock
2862	Stucco Fiber E	6053	Seagull	Woodgrain Laminate							
Micro Laminate						2406	Clear Cherry E	6234	Clear Cherry X10/23		
2920	Marl Micro	6053	Seagull	2409	Clear Maple	6237	Clear Maple				
2921	Gypsum Micro	6654	Sand	2410	Graphite Walnut	6231	Graphite Walnut				
2922	Clay Micro	6654	Sand	2412	Natural Cherry	6034	Natural Cherry				
Patina Laminate						2422	Medium Cherry	6036	Medium Cherry		
2870	Blonde Bronze Patina	6654	Sand	2511	Winter on Maple	6037	Winter on Maple				
2873	Instant Iron Patina	6527	Merle	2535	Virginia Walnut	6242	Virginia Walnut				
Solid Laminate						2536	Blackwood E	6243	Blackwood E		
24H1	Satin White	6009	Arctic White	2538	Clear Walnut	6245	Clear Walnut				
24H2	Satin Black	6000	Black	2592	Blonde on Maple E	6038	Blonde on Maple E				
24H3	Satin Stone	6169	Stone	2612	Marbled Maple E	6676	Marbled Maple X10/23				
24H4	Satin Mocha	6170	Mocha	2614	Chocolate Walnut E	6677	Chocolate Walnut X10/23				
2722	Cream E	6631	Cream E	2615	Marbled Cherry E	6678	Marbled Cherry X10/23				
2730	Arctic White	6009	Arctic White	2714	Natural Walnut E	6041	Natural Walnut E				
2746	Black	6000	Black	2HAK	Clear Oak	6219	Clear Oak				
2759	Warm White	6655	Warm White	2HAN	Ash Noce	6707	Ash Noce				
2811	Mist E	6636	Mist	2HAT	Acacia	6213	Acacia				
2883	Seagull	6053	Seagull	2HAW	Ash Wenge	6703	Ash Wenge				
2884	Milk	6052	Milk	2HBN	Bisque Noce	6708	Bisque Noce				
2885	Dune	6654	Sand	2HBW	Bisque Wenge	6705	Bisque Wenge				
2HAA	Persian Salt	61AA	Persian Salt	2HCN	Clay Noce	6709	Clay Noce				
2HAB	Rose	61AB	Rose	2HCW	Clay Wenge	6706	Clay Wenge				
2HAC	Indigo	61AC	Indigo	2HSN	Storm Noce	6710	Storm Noce				
2HAD	Green Citrine	61AD	Green Citrine	2HSW	Storm Wenge	6704	Storm Wenge				
2HAE	Dark Olivine	61AE	Dark Olivine	2HWA	Grey Kingswood	66WA	Grey Kingswood				
2HAF	Cloudy	61AF	Cloudy	2HWB	Planked Walnut	66WB	Planked Walnut				
2HMG	Merle	6527	Merle	2HWD	Resolute Walnut	66WD	Resolute Walnut				
Speckle Laminate						2HWE	Natural Recon	66WE	Natural Recon		
2820	Coffee Speckle E	6631	Cream E	2HWF	Smoked Walnut	66WF	Smoked Walnut				
2823	Driftwood Speckle	6631	Cream E	2HWU	Clay	66WU	Clay				
2824	Smoke Speckle	6636	Mist	2HWV	Chalk	66WV	Chalk				
2825	Vanadium Speckle	6619	Ice E								

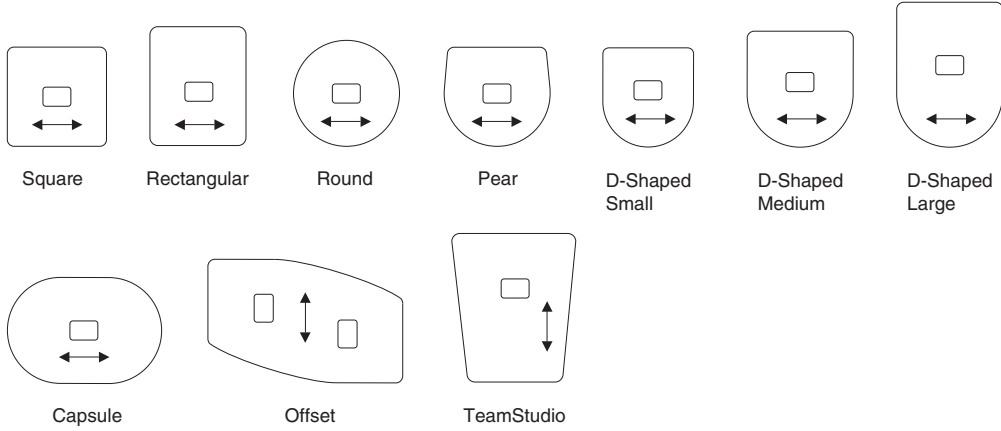
E = Established

X10/23 = Last order entry
October 15, 2023

Grain Directions

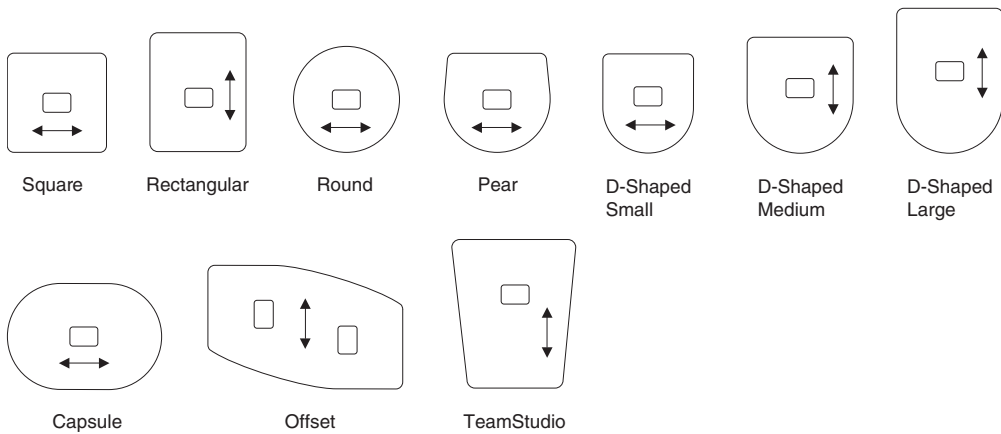
Directional Veneer Grain Directions

media:scape Table—Wood Veneer



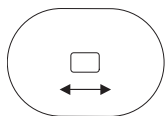
Directional Laminate Grain Directions

media:scape Table—High-Pressure Laminate



Directional laminates are standard with the grain directions shown.

ScapeSeries Tables—High-Pressure Laminate



Directional laminates are standard with the grain directions shown.

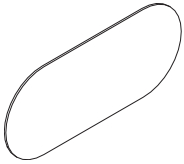
Understanding and Specifying Premium Whiteboards and Tackboards

Statement of Line	498
--------------------------	------------

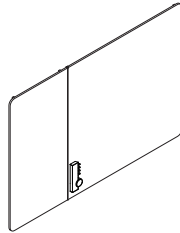
e³ environmental CeramicSteel	500
Material Description	501
Cleaning/Daily Care and Maintenance	502
PPPW (Privacy Wall) and On/Off Module Bracket Application Guide	503
Special Capabilities	504
Digital and Screen Print Options	505
Frank Lloyd Wright Racine Whiteboard	506
Accord	508
Motif	510
Flow	514
Horizontal Flow	518
Sans	521
Sans Light	523
Serif	525
Nota	527
Mobile	529
Textura Mobile	531
Boundri	534
Tac	538
Glass	540
Senti Series	542
Edge Series	546
110 Series	554
555 Series	562
Parametric Whiteboards and Tackboards	570
Huddleboard Whiteboards	588
Collaborative ToolBars	592
Accessories	596
Surface Materials	600

Statement of Line

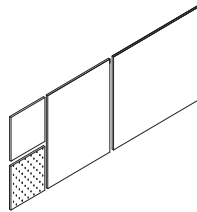
Premium Whiteboards and Tackboards



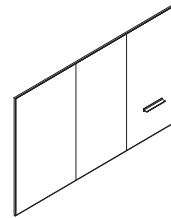
Frank Lloyd Wright Racine Whiteboard
 Understanding
 ▶ Page 506
 Specifying
 ▶ Page 507



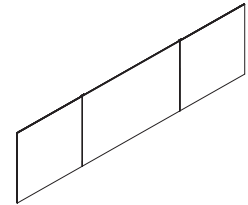
Accord
 Understanding
 ▶ Page 508
 Specifying
 ▶ Page 509



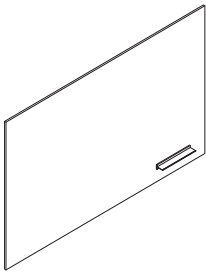
Motif
 Understanding
 ▶ Page 510
 Specifying
 ▶ Pages 511 and 512



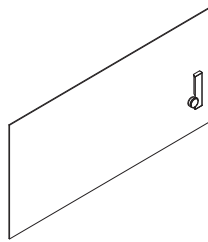
Flow
 Understanding
 ▶ Page 514
 Specifying
 ▶ Page 516



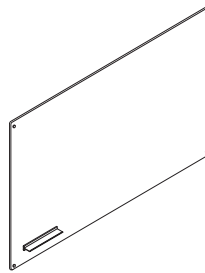
Horizontal Flow
 Understanding
 ▶ Page 518
 Specifying
 ▶ Page 520



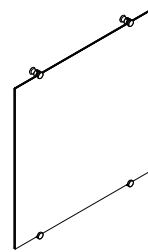
Sans
 Understanding
 ▶ Page 521
 Specifying
 ▶ Page 522



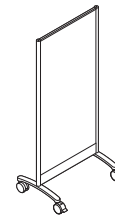
Sans Light
 Understanding
 ▶ Page 523
 Specifying
 ▶ Page 524



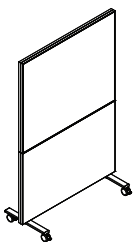
Serif
 Understanding
 ▶ Page 525
 Specifying
 ▶ Page 526



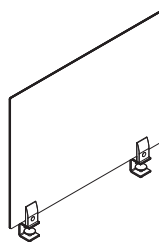
Nota
 Understanding
 ▶ Page 527
 Specifying
 ▶ Page 528



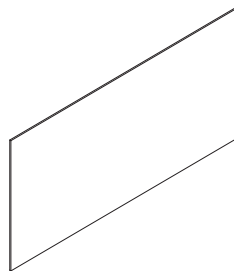
Mobile
 Understanding
 ▶ Page 529
 Specifying
 ▶ Page 530



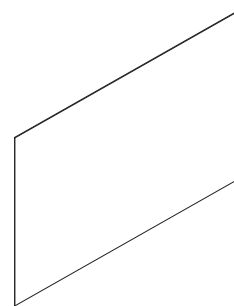
Textura Mobile
 Understanding
 ▶ Page 531
 Specifying
 ▶ Page 532




Boundri
 Understanding
 ▶ Page 534
 Specifying
 ▶ Page 536



Tac
 Understanding
 ▶ Page 538
 Specifying
 ▶ Page 539

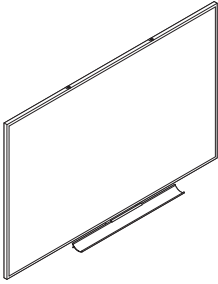


Glass
 Understanding
 ▶ Page 540
 Specifying
 ▶ Page 541

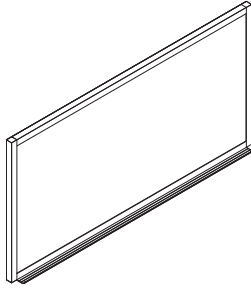


Senti Series
 Understanding
 ▶ Page 542
 Specifying
 ▶ Page 545

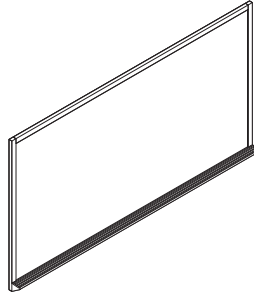
Premium Whiteboards and Tackboards, continued



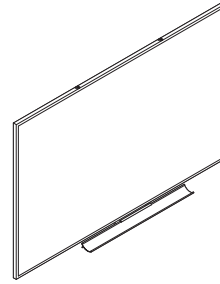
Edge Series
 Understanding
 ▶ Page 546
 Specifying
 ▶ Page 550



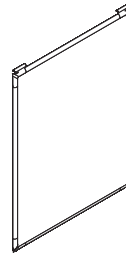
110 Series
 Understanding
 ▶ Page 554
 Specifying
 ▶ Page 558



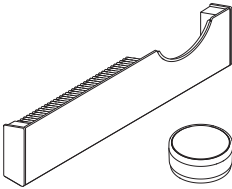
555 Series
 Understanding
 ▶ Page 562
 Specifying
 ▶ Page 566



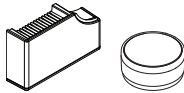
Parametric Whiteboards and Tackboards
 Understanding
 ▶ Page 570
 Specifying
 ▶ Page 580



Huddleboard and Whiteboards
 Understanding
 ▶ Page 588
 Specifying
 ▶ Page 589



Collaborative ToolBar
 Understanding
 ▶ Page 592
 Specifying
 ▶ Page 593



Collaborative ToolBar Mini
 Understanding
 ▶ Page 592
 Specifying
 ▶ Page 594

e³ environmental CeramicSteel

The e³ environmental CeramicSteel Difference

Steelcase Premium Whiteboards incorporate the e³ environmental CeramicSteel surface, which is the first and only ecologically intelligent whiteboard surface to receive a MBDC Cradle to Cradle Bronze certification. Cradle to Cradle certification evaluates products for environmentally safe and healthy materials; energy and water use during production, the ability to recycle and reuse materials, and social responsibility. Steelcase has created its fourth generation of CeramicSteel writing surfaces, e³, which delivers the properties of its best selling writing surface, P³ CeramicSteel, and complies with the Cradle to Cradle certification criteria. Steelcase will continue to follow standards set forth by MBDC Cradle to Cradle certification to reaffirm our commitment to sustainability. For over five decades, millions of boards have been produced around the world using P³ CeramicSteel. Steelcase used this cross section of consumers to gather the information that helped determine what the next generation of writing surfaces should provide. Our internationally renowned R&D team worked with experts in the field of ceramics and technology to create e³ environmental CeramicSteel surface – the new industry standard for superior quality.

The e³ environmental CeramicSteel Advantage

The ceramic finish consists of a specially formulated glass substance applied by machine. The e³ environmental CeramicSteel surface is fused to steel at a temperature of approximately 1500 degrees Fahrenheit for whiteboards. It registers at a minimum of five (5) on the revised Mohs hardness scale.

Benefits of e³

- Ultra-smooth writing surface
- Improved erasability
- Greater color contrast
- Significantly less surface/light distortion
- Optimum eye comfort
- Enhanced visibility
- Reduced chalk pressure, greater adherence
- Increased chalk/surface contrast
- Accepts magnets

Environmental Features

- Enamel fused to cold-rolled enameling-grade steel
- In all coatings, the total amount of heavy metals cadmium, mercury, hexavalent chromium, and lead is less than 0.1%
- All coatings are free of arsenic and antimony
- No Volatile Organic Compounds (VOCs)
- Steel core is made from minimum 30% post-consumer and post-industrial waste
- e³ environmental CeramicSteel surface is 99% recyclable

Material Description

e³ environmental CeramicSteel is produced by a controlled, continuous coil-coating process. The surface consists of a steel core of .013" and .019" thickness covered on both sides with thin enamel coatings. The ceramic finish is fused to the steel at a temperature of approximately 1500°F for whiteboard and 1250°F for chalkboard.

Characteristic	e ³ environmental CeramicSteel Whiteboard
Writeability	Can be written on with any dry-erase, semi-permanent, water-soluble, permanent marker, pen, or crayon without damaging the surface.
Visibility	Contrast/waviness for whiteboards (light and dark effects) shall be no greater than 15 when tested with BYK - Gardner Wave Scan 5+ measurement device showing visual acuity (contrast sensitivity) to the human eye at distances greater than 3 meters (10'- 0"). Resolution (visual acuity) shall be based on 3 lines per degree and be visibly maintained beyond the current standard of 3 meters.
Erasability	Dry-erase marker ink can be wiped off easily with a dry cloth or standard eraser. Crayon, semi-permanent, and permanent marker pen inks can be removed with a solvent based cleaner.
Cleanability (Washability)	All residues that remain after normal erasing can be removed by following the care and cleaning instructions ▶ See <i>CeramicSteel Cleaning/Daily Care and Maintenance</i> , page 502.
Wearability	Vitrified glass-hard ceramic surface fused to light-gauge enameling grade steel at approximately +1500°F. High resistance to impact damage, abrasion, scratching, and color fading. The e ³ environmental CeramicSteel surface registers a 6.5 on the revised Mohs hardness scale.
Magnet Capability	The e ³ environmental CeramicSteel surfaces are ideal for all magnets and magnetic impregnated materials and will not be scratched or damaged from the contact.
Flame Resistance	The e ³ surface is 100% non-combustible.

Cleaning/Daily Care and Maintenance

Maintenance

Before the first use of your CeramicSteel:

- Remove the protective film.
- Wipe board with a clean cloth moistened with a high-quality whiteboard cleaner.
- Wipe surface dry with a clean cloth.

Daily cleaning instructions for your CeramicSteel:

- Wipe surface with a clean cloth moistened with warm water.
- Wipe surface dry with a clean cloth.

More thorough cleaning may be required if writing is left on the board for more than two days.

Textura Fabric Cleaning and Care

Wipe with a damp cloth using soap and water or use proprietary upholstery shampoo.

- For deeper cleaning use alcohol spray or wipes. Bleach can be used by following the guidelines below.
- Anti-bacterial sprays and wipes can be used to wipe down the fabric to disinfect.

General commercial disinfection:

- Use a household bleach (containing approximately 4.5 oz per 100 oz of sodium hypochlorite), which should then be used in a 1:10 dilution.
- Follow the instructions of the brand.
- Measure out the required dose in relation to the quantity of water, soak a white or lightly colored cloth in the solution, squeeze out any excess liquid and gently wipe the fabric before leaving dry.

Note: Fabrics have been developed to withstand regular cleaning maintenance and disinfection. Please follow the manufacturer instructions on cleaning and disinfection agents. We recommend spot testing on an inconspicuous part of the material first. Fabric samples are available for testing by contacting samples@polyvision.com.

Acoustic Cleaning and Care

Remove spills immediately using damp, clean cloth. Dab with a clean, soft white cloth dampened with a mild solution of liquid detergent and warm water. Repeat using only clean water, then pat dry with a lint free cloth. Always test in an inconspicuous area first.

Avoid using wax polishes, solvents or concentrated abrasives. For more difficult stains, dampen a soft white cloth with a solution of household bleach (10% bleach/90% water). Dab gently. Repeat using only a clean, water dampened cloth to remove bleach concentration then pat dry with a lint free cloth.

Markers

Use any high-quality dry erase marker.

CAUTION! The use of Low Odor markers may cause ghosting to occur. If Low Odor markers have been used, the surface can be completely cleaned by following the cleaning instructions above. Remember to discard eraser if used with Low Odor markers.

Removing Permanent Marker

Option 1:

- Write over the top of the permanent marker ink with a dry-erase marker
- Simply erase

Option 2:

- Moisten a clean, dry cloth with isopropyl alcohol
- Wipe the board in a circular motion to loosen marker residue
- Rinse with clear water
- Dry the board with a clean cloth
- Repeat these steps as necessary

Installer's Instructions for Initial Cleaning at Time of Installation

NOTE: These initial cleaning instructions are shipped with every board.

- For initial cleaning, wipe your board with a clean cloth moistened by a mild, alcohol-based cleaner.
- Rinse with clear water. This step is simple, but very important.
- Wipe dry with a clean cloth.

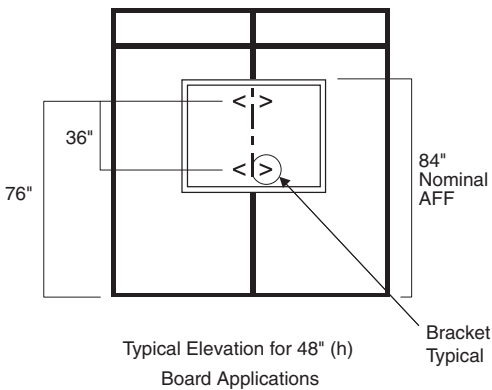
PPPW (Privacy Wall) and On/Off Module Bracket Application Guide

PPPW (Privacy Wall) Bracket Application Guide

- On- and off-module bracket for installation of whiteboards and tackboards on Privacy Wall, Answer, and Kick.
- Allows Premium Whiteboards to be mounted on Privacy Wall, Answer, Avenir, or Kick using a standard metal cleat mounting system.
- Ideal application on a Privacy Wall or when spanning multiple Answer/Kick panels with a single whiteboard.
- Not for use with 110 and 555 Series.
- Cannot install two boards at right angles.
- Ships with four or six non-handed brackets; field-modify for application by removing tabs per instructions.
- The required minimum number of PPPW (Privacy Wall) Brackets must be installed to ensure secure application of board.
- Brackets must be installed in the correct orientation; i.e. left or right hand, as indicated in the key and diagrams below.

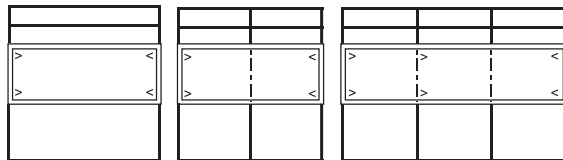
NOTE: Space between panel face and rear of board is ± 1/4".

Standard Mounting Height and Centerline Application



On-Module — Minimum Bracket Application

Board Width	48"	60"	72"	84"	96"	120"	144"	168"	192"
Minimum Number of Brackets	4	4	4	4	4	4	6	6	6



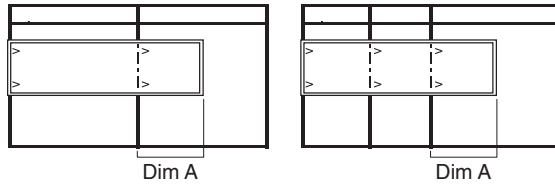
KEY:

- > Right Hand Application of PPPW Bracket
- < Left Hand Application of PPPW Bracket

Asymmetrical Off-Module Overhang Allowances and Minimum Bracket Application

Board Width	60"	72"	84"	96"	120"	144"	168"	192"
Minimum Number of Brackets	4	4	4	4	4	6	6	6
Dimension A - Maximum Overhang	18"	22"	25"	29"	36"	38"	38"	38"

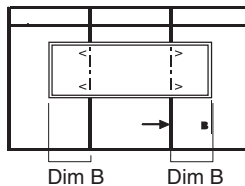
NOTE: Bracket direction must be the same as the overhang direction. This example shows right hand bracket installation with right hand overhang.



Symmetrical Off-Module Overhang Allowances and Minimum Bracket Application

Board Width	60"	72"	84"	96"	120"	144"	168"	192"
Minimum Number of Brackets	4	4	4	4	4	6	6	6
Dimension B - Maximum Overhang	18"	22"	25"	29"	36"	38"	38"	38"

NOTE: Dimension B must be equal on both the left and the right. For example, a 60" board may have a maximum 18" overhang both left and right side.



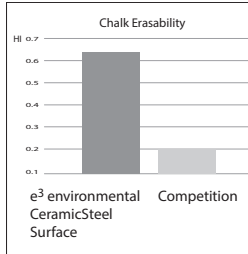
Special Capabilities

e³ environmental CeramicSteel is produced by a controlled, continuous coil-coating process. The surface consists of a steel core of .013" and .019" thickness covered on both sides with thin enamel coatings. The ceramic finish is fused to the steel at a temperature of approximately 1500°F for whiteboard and 1250°F for chalkboard.

Characteristic e³ environmental CeramicSteel Chalkboard

Writeability	Superior, low-gloss, matte finish readily accepts chalk providing a sharp, unbroken line with less pressure and maximum surface adherence.
Visibility	Contrast/waviness for chalkboards (light and dark effects) shall be no less than 20 when tested with the contrast measurement test with 773-gram load on chalk. Resolution (visual acuity) shall be based on 3 lines per degree and be visibly maintained beyond the current standard of 3 meters.
Erasability	Erases easily with a dry cloth or standard chalk eraser, retains minimal residual chalk dust, and will not leave "ghost writing". Color change (dark/light) after chalk erasing is reduced 60% from traditional surfaces.
Cleanability (Washability)	WET Ghost measurements on chalkboard surfaces before and after wet cleaning shall not exceed a factor of 0.49. For further care and cleaning instructions, refer to the www.steelcase.com/en/products/category/markerboards/static-boards .
Wearability	Vitrified glass-hard ceramic surface fused to light-gauge enameling grade steel at approximately +1250°F. High resistance to impact damage, abrasion, scratching, and color fading. The e ³ environmental CeramicSteel surface registers at a minimum of 5 on the revised Mohs hardness scale.
Magnet Capability	The e ³ environmental CeramicSteel surfaces are ideal for all magnets and magnetic impregnated materials and will not be scratched or damaged from the contact.
Flame Resistance	The e ³ surface is 100% non-combustible.

Low-Gloss Whiteboards

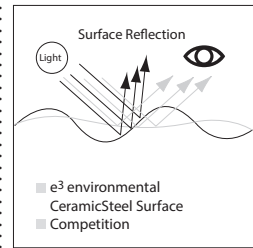


The ultra-smooth finish enables dry markers and chalk to glide easily across the e³ environmental CeramicSteel surface with minimal friction. The surface smoothness allows more dry-erase ink and chalk to be removed, improving erasability and eliminating "ghost writing".

*All whiteboard erasability tests were conducted using High-Gloss e³ environmental CeramicSteel surfaces.

Cleanability

After normal erasing of Low-Gloss surfaces, solvents may be used to remove harder-to-erase dry marker inks and residue from other pens. Always clear water rinse after using any cleaning agent on the surface.



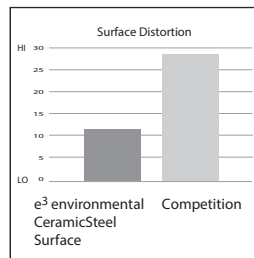
The e³ environmental CeramicSteel surface maximizes the performance of reflected light and reduces surface glare, resulting in improved visibility under a wide range of lighting conditions.

Writeability

Low-Gloss provides the same writing characteristics as High-Gloss.

Erasability

Low-Gloss surfaces will not erase as thoroughly as High-Gloss surfaces. When this occurs, a water-dampened cloth will be required to erase the surface.




Surface distortion (Orange Peel) has been reduced significantly in direct comparison with the competition's surface.

Digital and Screen Print Options

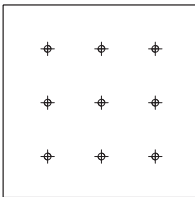
A selection of standard screenprint options are offered. Custom screenprint is also available. Screenprint graphics are permanently fused to the e³ environmental CeramicSteel surface. Screenprint is not available on boards with spline joints.

Standard Screenprint Options

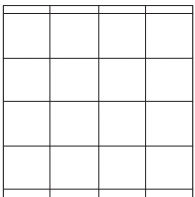
Premium Whiteboards
Up to 10' Wide:



7655
e³ White




7656
Circular dots
at 2" intervals



7657
2" x 2"
Grid pattern

Premium Whiteboards
Up to 8' Wide:



7658
Music staff lines
5 lines per staff

Standard Screenprint Options for Whiteboards

Whiteboards are available in 7655 White High Gloss e³ environmental CeramicSteel. Optional screenprint patterns are available to provide a guide for writing or drawing. Screenprint is not visible at a distance greater than 3' (0.9 meters), with the exception of Music Staff Lines which are printed in black.

Custom Screenprint Options for Whiteboards

Custom screen printing is available in single or multiple colors on e³ environmental CeramicSteel. This service is available for customer-provided artwork. Extended lead times apply. Artwork options include, but are not limited to:

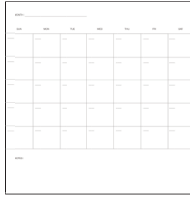
- Planning boards
- Hospital boards
- Educational boards
- Corporate graphics and logos
- Maps

Please refer to screenprint guidelines for additional details.


Custom printing options for 110, 555, and Edge should go through Steelcase Specials.

Standard Digital Print Options for Nota Boards

- 22½" x 22½"
- PV11 Grey Calender CS
- PV12 Grey Grid CS



Calendar
Grid



Grey Grid

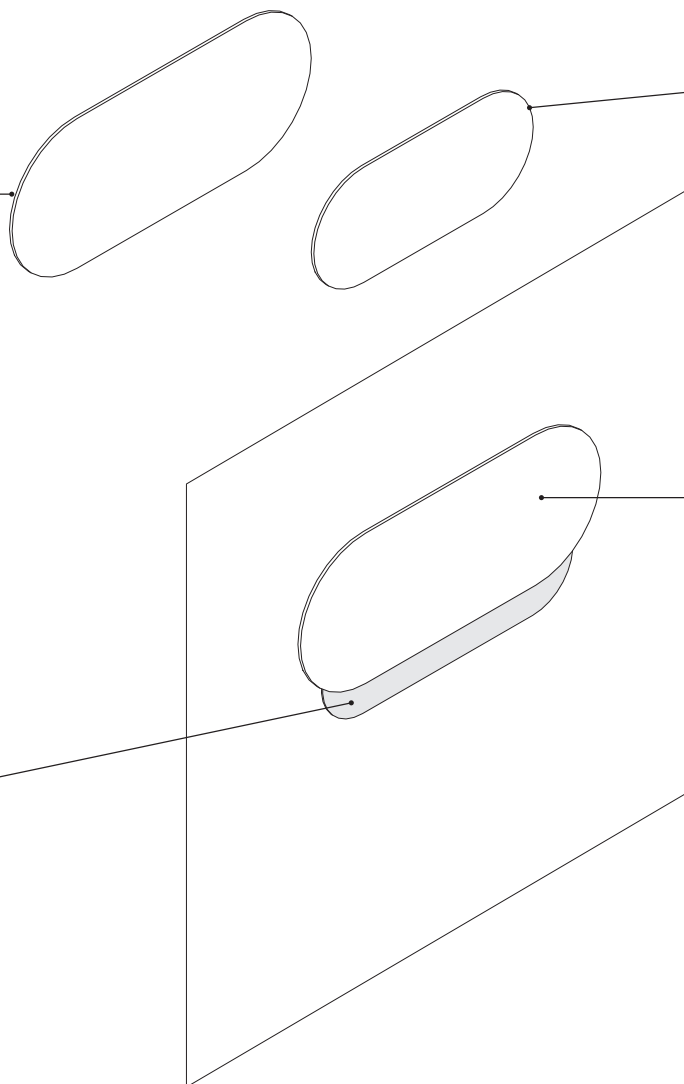
Nota boards are available in Polyvision CeramicSteel. Standard digital print options are printed on 7671 Arctic White 2 CS. Custom print requests should be sent to kcathey@polyvision.com.

Frank Lloyd Wright Racine Whiteboard

The Frank Lloyd Wright Racine whiteboard represents the natural, organic shape and depth of the Frank Lloyd Wright Racine furniture collection while maintaining highly functional properties. The writing surface is CeramicSteel and the solution can be customized with accented edges and acoustic/tack material available in numerous colors and patterns.

Frameless edge comes standard in the same finish as the specified CeramicSteel color number of the panel. Contrasting options are also available to match acoustic materials. Panel thickness is 1/2" or 13 mm.

Acoustic/tack material is an optional feature. Tackable board with 6 mm sound absorbing properties is available in different colors.



Edges are waterjet cut and sealed with high quality paint. Edges show striations.

CeramicSteel surface is offered in 7671 Arctic White 2 CS.
Tip: For information on custom image finishes, please contact collabsolutions@steelcase.com.


Optional toolbar kit includes markers, a round-magnetic eraser with replacement microfiber cloths, and the magnetic toolbar to store the writing accessories.

Actual Dimensions

	Small	Large
Overall Height	20" or 508 mm	26" or 660 mm
Overall Width	44" or 1118 mm	60" or 1524 mm
Depth	1/2" or 13 mm	1/2" or 13 mm
Depth from Wall to Face	1" or 25 mm	1" or 25 mm
Weight (lbs)	40 lb	65 lb
Weight (kgs)	18 kg	29 kg

Frank Lloyd Wright Racine Whiteboard

Frank Lloyd Wright
Racine Whiteboard



Tip: Mounting hardware will be installed on the back of the board.

Tip: See CeramicSteel Cleaning/Daily Care and Maintenance for additional information.
▶ Page 502

Tip: Contrasting accented edge can only be specified when the acoustic surface is selected.

Tip: Contact your Collaborative Surfaces Representative with any questions: collabsolutions@steelcase.com.

Tip: Sizes are nominal.

Standard Includes		Required to Specify
▶ Need help? Product details, page 506	<ul style="list-style-type: none"> Whiteboard: CeramicSteel Attachment hardware 	1 Style number 2 CeramicSteel color for whiteboard 3 Size (see below under Required Selections) 4 Options, if selected (see below) ▶ See Surface Materials, page 600

Size	Required Selections	U.S. Price	Required to Specify
Size	Horizontal		
	<ul style="list-style-type: none"> 20"H x 44"W 26"H x 60"W 	Prices below Prices below	Specify with 20"H x 44"W. Specify with 26"H x 60"W.

	Options	U.S. Price	Required to Specify
Accented Edge	<ul style="list-style-type: none"> Non-contrasting accented edge Contrasting accented edge 	No cost +\$135	Specify with non-contrasting accented edge. Specify with contrasting accented edge.
Acoustic Surface	<ul style="list-style-type: none"> Small (20"H x 44"W) Large (26"H x 60"W) 	+\$150 +\$400	Specify with small acoustic panel. Specify with large acoustic panel.
Accessory Kit	<ul style="list-style-type: none"> Toolbar kit 	+\$206	Specify with toolbar kit.
Related Products	<ul style="list-style-type: none"> Accessories 		▶ Page 596

Specification Information			
Style Number	Dimensions		U.S. Base Prices
	H	W	
Small			
FLWBRD	20"	44"	\$1299
Large			
FLWBRD	26"	60"	\$1999
.	.	.	.

Whiteboards and Tackboards

Products on this page are ordered through the Polyvision catalog (PDX).

 **For Canadian Pricing**
Multiply U.S. Price by the Canadian price factor.
▶ See page 1 for details.

Accord

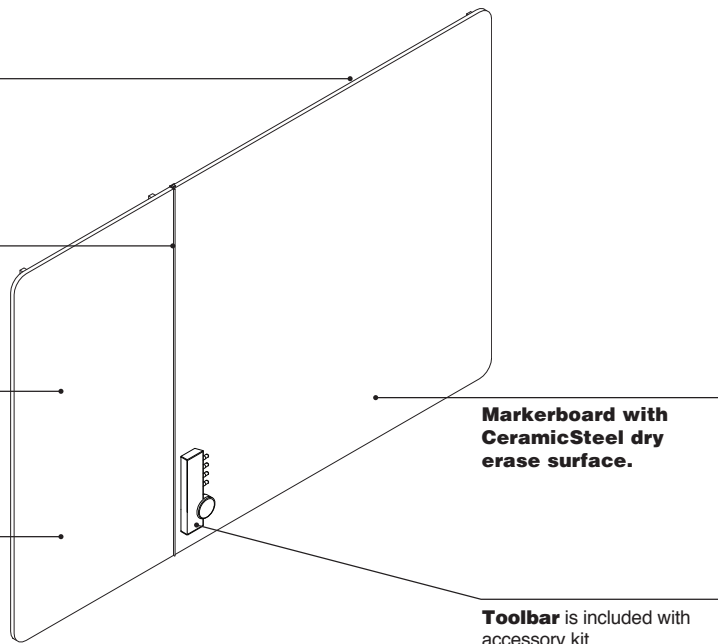
Accord is a combination board where writing and sound absorbing features are combined in a streamlined, precision cut, and frameless design.

Frameless edge comes standard in the same finish as the specified color number of the panel. Contrasting options are also available.

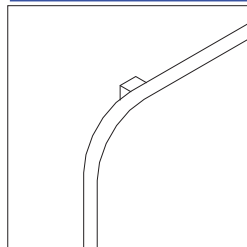
Bumper consists of matte black ABS divider that separates acoustic and CeramicSteel material.

Tackable board with sound absorbing properties is available in different colors and prints.

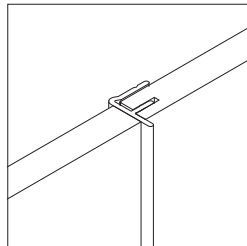
Sound diffusing acoustic panel made from 100% recycled material.



Product Details



Accord features four rounded corners R45 mm and installs with Z-brackets. The markerboard has a 1/2" MDF core. Acoustic material has a 12 mm core. Acoustic Material: Cost effective sound solution—NRC = 0.45–0.80 for 12 mm.

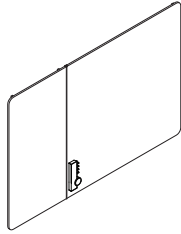


Accord features 4 mm protection bumper, material ABS.

Actual Dimensions

Accord	Height	Width	Depth	Depth from Wall to Face of Writing Surface	Depth Divider Bumper to Face of Writing Surface	Weight (lbs)	Weight (kg)
Horizontal Double	47" or 1185 mm	94" or 2375 mm	0.51" or 13 mm	0.86" or 22 mm	0.15" or 4 mm	52.69 lbs	23.9 kg
	47" or 1185 mm	119" or 3020 mm	0.51" or 13 mm	0.86" or 22 mm	0.15" or 4 mm	76.27 lbs	34.6 kg
	47" or 1185 mm	142" or 3610 mm	0.51" or 13 mm	0.86" or 22 mm	0.15" or 4 mm	97.66 lbs	44.3 kg
Vertical Double	72" or 1830 mm	94" or 2375 mm	0.51" or 13 mm	0.86" or 22 mm	0.15" or 4 mm	81.57 lbs	37 kg
	95" or 2420 mm	94" or 2375 mm	0.51" or 13 mm	0.86" or 22 mm	0.15" or 4 mm	107.36 lbs	48.7 kg
Horizontal Left	47" or 1185 mm	70" or 1780 mm	0.51" or 13 mm	0.86" or 22 mm	0.15" or 4 mm	48.06 lbs	21.8 kg
	47" or 1185 mm	94" or 2425 mm	0.51" or 13 mm	0.86" or 22 mm	0.15" or 4 mm	71.65 lbs	32.5 kg
	47" or 1185 mm	119" or 3015 mm	0.51" or 13 mm	0.86" or 22 mm	0.15" or 4 mm	93.03 lbs	42.2 kg
Vertical Left	72" or 1830 mm	70" or 1780 mm	0.51" or 13 mm	0.86" or 22 mm	0.15" or 4 mm	74.29 lbs	33.7 kg
	95" or 2420 mm	70" or 1780 mm	0.51" or 13 mm	0.86" or 22 mm	0.15" or 4 mm	97.88 lbs	44.4 kg
Horizontal Right	47" or 1185 mm	70" or 1780 mm	0.51" or 13 mm	0.86" or 22 mm	0.15" or 4 mm	48.06 lbs	21.8 kg
	47" or 1185 mm	94" or 2425 mm	0.51" or 13 mm	0.86" or 22 mm	0.15" or 4 mm	71.65 lbs	32.5 kg
	47" or 1185 mm	119" or 3015 mm	0.51" or 13 mm	0.86" or 22 mm	0.15" or 4 mm	93.03 lbs	42.2 kg
Vertical Right	72" or 1830 mm	70" or 1780 mm	0.51" or 13 mm	0.86" or 22 mm	0.15" or 4 mm	74.29 lbs	33.7 kg
	95" or 2420 mm	70" or 1780 mm	0.51" or 13 mm	0.86" or 22 mm	0.15" or 4 mm	97.88 lbs	44.4 kg

Accord



Tip: Accord only available with a single CeramicSteel panel application. Panel comes standard with accessories.

Tip: See CeramicSteel Cleaning/Daily Care and Maintenance for additional information.

▶ Page 502

Tip: Refer to panel layouts for acoustic panel quantity and placement.

Tip: Panel quantity refers to the number of acoustic panels selected.

Products on this page are ordered through the Polyvision catalog (PDX).

 **For Canadian Pricing**
Multiply U.S. Price by the Canadian price factor.
▶ See page 1 for details.

Standard Includes		Required to Specify
▶ Need help? Product details, page 508	<ul style="list-style-type: none"> • Polyvision CeramicSteel markerboard with bumper divider and PET tackable acoustic panel(s) • Attachment hardware • Accessories: toolbar kit 	<ol style="list-style-type: none"> 1 Style number 2 Height (see below under Required Selections) 3 Width (see below under Required Selections) 4 Acoustic panel quantity (see below under Required Selections) 5 CeramicSteel color number for markerboard: 7655 White High Gloss 7671 Arctic White 2 CS 6 PET color number for acoustic panel(s) 7 Options, if selected (see below)

	Required Selections	U.S. Price	Required to Specify
Height	<ul style="list-style-type: none"> • 47"H • 72"H • 95"H 	Prices below Prices below Prices below	Specify with 47"H. Specify with 72"H. Specify with 95"H.
Width	<ul style="list-style-type: none"> • 70"W • 94"W • 119"W • 142"W 	Prices below Prices below Prices below Prices below	Specify with 70"W. Specify with 94"W. Specify with 119"W. Specify with 142"W.
Acoustic Panel Quantity	<ul style="list-style-type: none"> • Quantity 1 • Quantity 2 	Prices below Prices below	Specify one acoustic panel. Specify two acoustic panels.

	Options	U.S. Price	Required to Specify
Surface Materials	Markerboard edge <ul style="list-style-type: none"> • Ceramic price group 1 • Paint price group 1 • Paint price group 3 	No cost No cost +\$124	Specify edge finish color number. Specify edge finish color number. Specify edge finish color number.
Related Products	<ul style="list-style-type: none"> • Accessories 		▶ Page 596

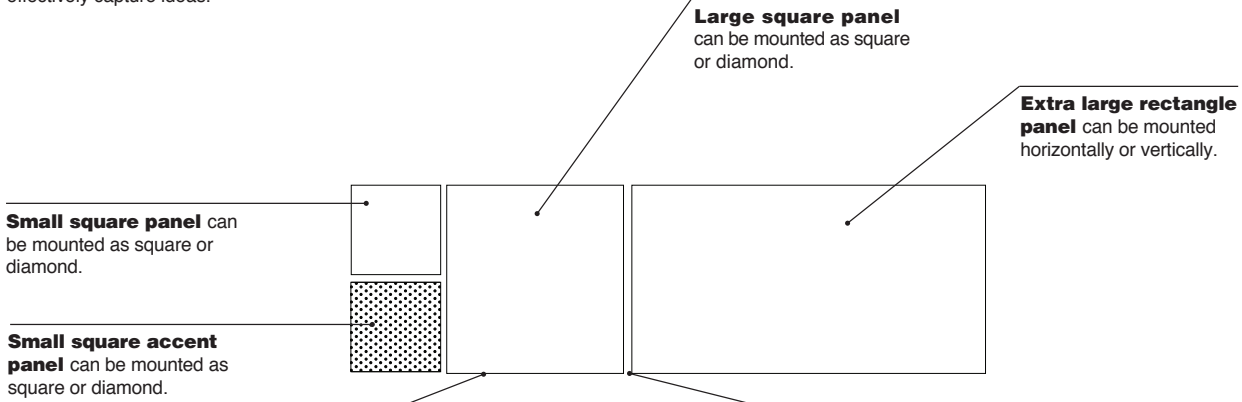
Specification Information				
Style Number	Dimensions Width	U.S. Base Prices		
		47"H	72"H	95"H

Panel Quantity 1				
PVMRGE	Width	47"H	72"H	95"H
	70"	\$2496	\$3396	\$3696
	94"	\$2996	N.A.	N.A.
	119"	\$3196	N.A.	N.A.
	142"	N.A.	N.A.	N.A.

Panel Quantity 2				
PVMRGE	Width	47"H	72"H	95"H
	70"	N.A.	N.A.	N.A.
	94"	\$3396	\$4796	\$5096
	119"	\$3896	N.A.	N.A.
	142"	\$4096	N.A.	N.A.

Motif

Motif is a high-performance collaborative panel that can be configured in countless ways to turn unused wall space into places where teams express and share ideas together. Flexible placement encourages spontaneous inspiration while a superior Polyvision CeramicSteel writable worksurface helps teams effectively capture ideas.



Motif panels are frameless and lightweight for easy installation. Motif is recommended to be installed on drywall. Panels must be mounted four inches off the floor and one inch from the ceiling. When mounting panels near a corner, Motif should be placed four inches from the corner of the wall.

Motif panels have 4 mm radius corners and should be installed with a 6 mm gap in between. Spacer tool is included with each panel.

Actual Dimensions

	Small Square Panel	Large Square Panel	Extra Large Rectangle Panel	Small Square Accent Panel
Single Panel Height	22½" or 572 mm	45¼" or 1150 mm	45¼" or 1150 mm 90¾" or 2306 mm	22½" or 572 mm
Single Panel Width	22½" or 572 mm	45¼" or 1150 mm	90¾" or 2306 mm 45¼" or 1150 mm	22½" or 572 mm
Depth	.157" or 4 mm	.157" or 4 mm	.157" or 4 mm	.157" or 4 mm
Depth from Wall to Face	1⅝" or 32⅞ mm	1⅝" or 32⅞ mm	1⅝" or 32⅞ mm	1⅝" or 32⅞ mm
Weight (lbs)	5.7 lb	23.32 lb	46.78 lb	5.7 lb
Weight (kgs)	2.62 kg	10.58 kg	21.22 kg	2.62 kg

Motif Panels

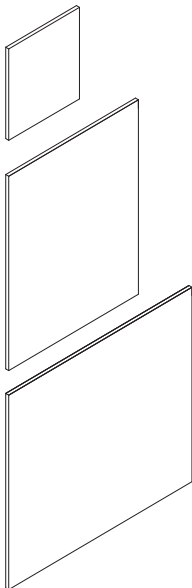
Tip: A neon marker will come standard if Merle CS or Sterling Dark Solid CS are specified on the panel. If Seagull CS, Platinum Solid CS, or Arctic White 2 CS are selected then a standard black marker will come standard.
Tip: 90¾"H panels are only available as 45¼"W.

Tip: Small square and large square panels can be mounted as square or diamond.

Tip: Extra large rectangle panel can be mounted horizontally or vertically (45¼"H x 90¾"W or 90¾"H x 45¼"W).

Tip: PV11 Grey Calendar Grid CS and PV12 Grey Grid CS are offered only on small square size panels.

Tip: See CeramicSteel Cleaning/Daily Care and Maintenance for additional information.
 ▶ Page 502



Products on this page are ordered through the Polyvision catalog (PDX).

Standard Includes		Required to Specify
▶ Need help? Product details, page 510	<ul style="list-style-type: none"> Panel: Polyvision CeramicSteel Dry erase marker Attachment hardware Installation template 	1 Style number 2 Panel size (see below under Required Selections) 3 CeramicSteel color number for panel: 7671 Arctic White 2 CS 7672 Seagull CS 7673 Merle CS 7674 Platinum Solid CS 7675 Sterling Dark Solid CS PV11 Grey Calendar Grid CS PV12 Grey Grid CS

Panel Size	Required Selections	U.S. Price	Required to Specify
Small square panel (22½"H x 22½"W)		Prices below	Specify with <i>small square panel</i> .
Large square panel (45¼"H x 45¼"W)		Prices below	Specify with <i>large square panel</i> .
Extra large rectangle panel (45¼"H x 90¾"W)		Prices below	Specify with <i>extra large rectangle panel</i> .
Extra large rectangle panel (90¾"H x 45¼"W)		Prices below	Specify with <i>extra large rectangle panel</i> .

Related Products		
<ul style="list-style-type: none"> Dry erase markers Magnetic eraser with marker holder Motif accent panel ToolBar accessories 		▶ Page 598 ▶ Page 598 ▶ Page 512 ▶ Page 596

Specification Information

Style Number	Dimensions H W		U.S. Price
--------------	-------------------	--	------------

Small Square Panel

MTFPNL	22½"	22½"	\$ 546
--------	------	------	--------

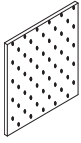
Large Square Panel

MTFPNL	45¼"	45¼"	\$1506
--------	------	------	--------

Extra Large Rectangle Panel

MTFPNL	45¼"	90¾"	\$2741
	90¾"	45¼"	\$2741

Motif Accent Panel



Tip: Small square accent panel can be mounted as square or diamond.

Tip: See CeramicSteel Cleaning/Daily Care and Maintenance for additional information.
 ▶ Page 502

Tip: Contact your Collaborative Surfaces Representative with any questions: collabsolutions@steelcase.com

Standard Includes	Required to Specify
<ul style="list-style-type: none"> ▶ Need help? Product details, page 510 • Panel: Polyvision CeramicSteel: 7665 Saffron Pattern CS • Attachment hardware • Installation template 	<ul style="list-style-type: none"> Style number

Related Products
<ul style="list-style-type: none"> • Dry erase markers ▶ Page 598 • Magnetic eraser with marker holder ▶ Page 598 • Motif panels ▶ Page 511 • ToolBar accessories ▶ Page 596

Specification Information		
• Style Number	• Dimensions H W	• U.S. Price

Small Square Accent Panel		
• Style Number	• Dimensions H W	• U.S. Price
MTFPNLA	22½" 22½"	\$546

Products on this page are ordered through the Polyvision catalog (PDX).

For Canadian Pricing
 Multiply U.S. Price by the Canadian price factor.
 ▶ See page 1 for details.

Flow

Flow is a modular panel system with no vertical joint covers providing a large format writing surface. Available as frameless or with outer aluminum frame.

For custom capability and parametrics for special sizes, please see *Parametric Whiteboards and Tackboards*.
 ▶ See page 570

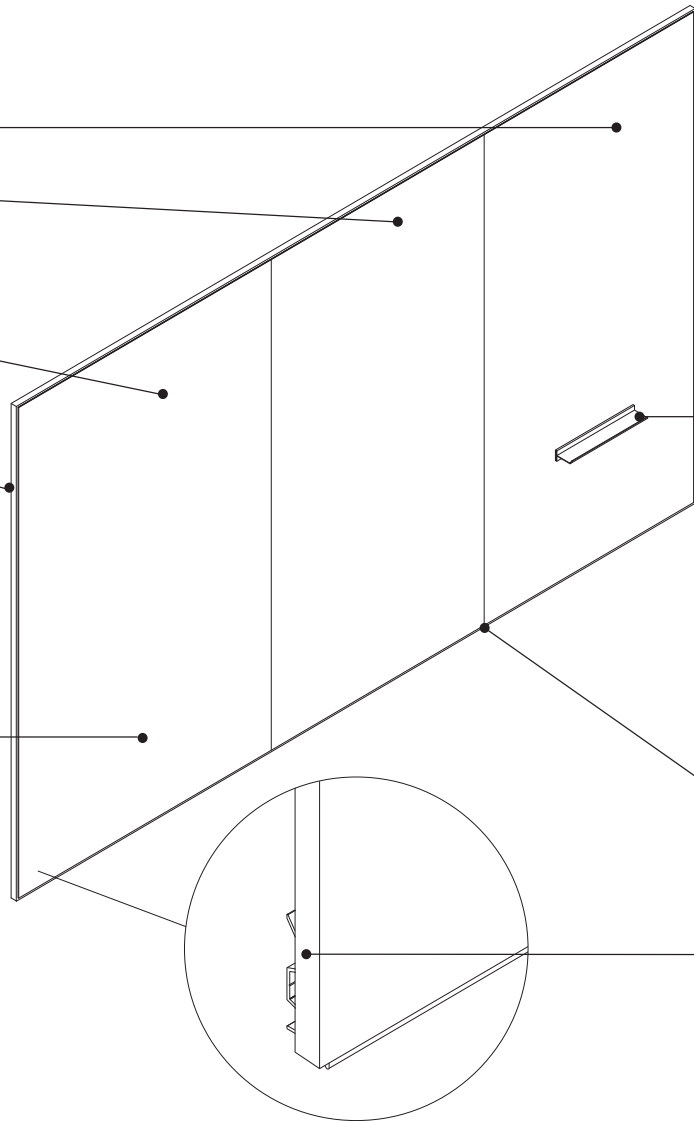
Right-end panel position

Intermediate panel position

Left-end panel position

Outer frame is extruded, clear anodized aluminum.

CeramicSteel surface is offered in 7655 White High Gloss, 7661 Gray Chalk 6502C CS, 7671 Arctic White 2 CS, PV09 Hygienic White Gloss, or Customer's Own Ceramic (COC). 7661 Gray Chalk 6502C CS requires chalk sticks or liquid chalk for writing.
Tip: For information on custom image finishes, please contact kcathey@polyvision.com.



Marker tray, dry erase markers, and eraser come standard with white gloss finish for single panel and right-end panel options. If gray chalk finish is selected then an eraser and marker tray come standard. The optional toolbar kit includes markers or chalk sticks depending on the surface type, a round magnetic eraser with replacement microfiber cloths, and the magnetic toolbar to store the writing accessories.

Inner vertical joint allows for a frameless panel seam.

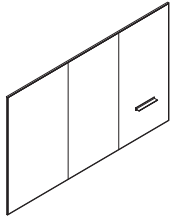
Frameless Flow, has a precision cut and sealed edge with durable lacquer painted edge. Edges are waterjet cut and sealed with high quality paint. Edges show striations. Frameless edge comes standard in the same finish as specified CeramicSteel color number of the panel.

Actual Dimensions				
	Flow (72"H)	Flow (95¼"H)	Flow Frameless (72"H)	Flow Frameless (95¼"H)
Single Panel Height	72" or 1830 mm	95¼" or 2420 mm	72" or 1830 mm	95¼" or 2420 mm
Single Panel Width	47" or 1185 mm	47" or 1185 mm	47" or 1185 mm	47" or 1185 mm
Depth	½" or 13 mm	½" or 13 mm	¾" or 19 mm	¾" or 19 mm
Depth from Wall to Face	¾" or 19 mm	¾" or 19 mm	1" or 27 mm	1" or 27 mm
Weight (lbs)	62 lb	82 lb	62 lb	82 lb
Weight (kgs)	28 kg	37 kg	28 kg	37 kg

Tip: Sizes are nominal.

Flow Wall System Dimensions		
Panel Quantity	Framed Flow Width	Frameless Flow Width
1	47½" or 1206 mm	N.A.
2	94½" or 2400 mm	94" or 2387 mm
3	141½" or 3594 mm	141" or 3581 mm
4	188½" or 4788 mm	188" or 4775 mm
5	235½" or 5981 mm	235" or 5969 mm
6	282½" or 7175 mm	282" or 7163 mm
7	329½" or 8369 mm	329" or 8356 mm
8	376½" or 9563 mm	376" or 9550 mm

Flow



Standard Includes		Required to Specify
<ul style="list-style-type: none"> ▶ Need help? Product details, page 514 	<ul style="list-style-type: none"> • Panel(s): Polyvision CeramicSteel • Attachment hardware • Spline joints, included with multiple panels system • Accessories: basic kit 	<ol style="list-style-type: none"> 1 Style number 2 Height (see below under Required Selections) 3 Frame (see below under Required Selections) 4 Panel quantity (see below under Required Selections) 5 Surface type (see below under Required Selections) 6 CeramicSteel color number for panel: <ul style="list-style-type: none"> 7655 White High Gloss 7661 Gray Chalk 6502C CS 7671 Arctic White 2 CS PV09 Hygienic White Gloss 7 Options, if selected (see below)

Tip: Height dimensions listed are nominal.

Tip: A panel quantity of one is not available as frameless. Refer to Sans or Sans Light in vertical orientation.

Tip: One accessory kit will be included with each wall system. Not provided with each panel.

Tip: 7661 Gray Chalk 6502C CS is a true chalkboard surface. Chalk sticks and liquid chalk can be used. Liquid chalk requires wet erase.

Tip: See CeramicSteel Cleaning/Daily Care and Maintenance for additional information.
▶ Page 502

Tip: Contact your Collaborative Surfaces Representative with any questions: collabsolutions@steelcase.com

	Required Selections	U.S. Price	Required to Specify
Height	<ul style="list-style-type: none"> • 72"H • 95"H 	Prices below Prices below	Specify with 72" high. Specify with 95" high.
Frame	<ul style="list-style-type: none"> • Frame • Frameless 	No cost No cost	Specify with frame. Specify without frame.
Panel Quantity	<ul style="list-style-type: none"> • Frame quantity of one to eight • Frameless quantity of two to eight 	Prices below Prices below	Specify number of panels. Specify number of panels.
Surface Type	<ul style="list-style-type: none"> • Chalkboard • Markerboard 	No cost No cost	Specify with chalkboard. Specify with markerboard.

	Options	U.S. Price	Required to Specify
Surface Materials	<ul style="list-style-type: none"> • Ceramic price group 1 • Ceramic price group 2 	No cost +\$152 per panel	Specify ceramic color number. Specify ceramic color number.
Accessory Kit	<ul style="list-style-type: none"> • Basic kit • Toolbar kit 	No cost +\$206	Specify with basic kit. Specify with toolbar kit.
Related Products	<ul style="list-style-type: none"> • Dry erase markers • Magnetic eraser with marker holder • ToolBar accessories 		▶ Page 598 ▶ Page 598 ▶ Page 596

Specification Information			
Style Number	Panel Quantity	U.S. Base Prices	
		72"H	95"H
PVFLOW	1	\$ 1995	\$ 2458
	2	\$ 3990	\$ 4916
	3	\$ 5985	\$ 7374
	4	\$ 7980	\$ 9832
	5	\$ 9975	\$12,290
	6	\$11,970	\$14,748
	7	\$13,965	\$17,206
	8	\$15,960	\$19,664

Products on this page are ordered through the Polyvision catalog (PDX).



For Canadian Pricing
Multiply U.S. Price by the Canadian price factor.
▶ See page 1 for details.

Horizontal Flow

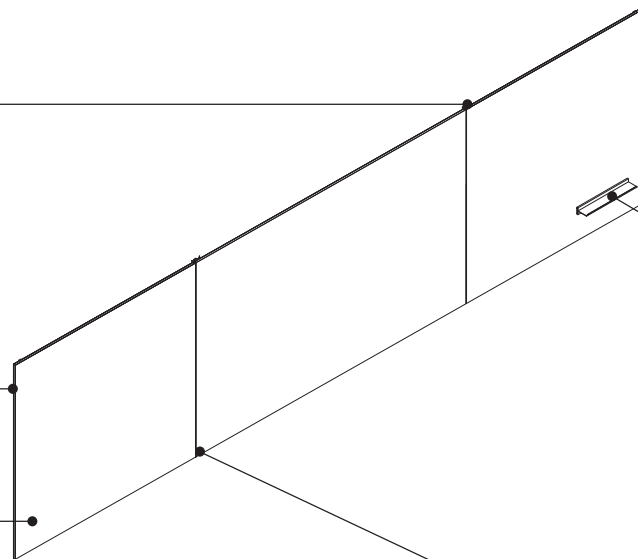
Horizontal Flow is a multi-panel panel system with no vertical joint covers providing a large and long format writing surface. Available as frameless or with outer aluminum frame.

Inner vertical joint allows for a frameless, splined panel seam.

Outer frame is extruded, clear anodized aluminum. Frameless available as an option.

CeramicSteel surface is offered in 7655 White High Gloss, 7661 Gray Chalk 6502C CS, 7671 Arctic White 2 CS, PV09 Hygienic White Gloss, or Customer's Own Ceramic (COC). 7661 Gray Chalk 6502C CS requires chalk sticks or liquid chalk for writing.

Tip: For information on custom image finishes, please contact kcathey@polyvision.com.



Marker tray, dry erase markers, and eraser come standard with white gloss finish for single panel and right-end panel options. If gray chalk finish is selected then an eraser and marker tray come standard. The optional toolbar kit includes markers or chalk sticks depending on the surface type, a round magnetic eraser with replacement microfiber cloths, and the magnetic toolbar to store the writing accessories.

Frameless Horizontal Flow, has a precision cut and sealed edge with durable lacquer painted edge. Edges are waterjet cut and sealed with high quality paint. Edges show striations. Frameless edge comes standard in the same finish as specified CeramicSteel color number of the panel.

Actual Dimensions

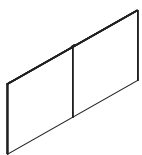
	Horizontal Flow (48"W)	Horizontal Flow (72"W)	Horizontal Flow (95¼"W)
Single Panel Width	48" or 1220 mm	72" or 1830 mm	95¼" or 2420 mm
Single Panel Height	47" or 1185 mm	47" or 1185 mm	47" or 1185 mm
Depth	½" or 13 mm	½" or 13 mm	½" or 13 mm
Depth from Wall to Face	¾" or 19 mm	¾" or 19 mm	¾" or 19 mm
Weight (lbs)	55.1 lb	62 lb	82 lb
Weight (kgs)	25 kg	28 kg	37 kg

Tip: Sizes are nominal.

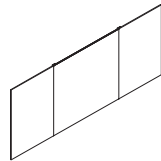
Horizontal Flow Wall System Dimensions

Wall System Width Options	Framed Horizontal Flow Width	Frameless Horizontal Flow Width
12'	144 ¹ / ₂ " or 3671 mm	144" or 3658 mm
14'	168 ¹ / ₂ " or 4280 mm	168" or 4267 mm
16'	192 ¹ / ₂ " or 4890 mm	192" or 4877 mm
18'	216 ¹ / ₂ " or 5499 mm	216" or 5486 mm
20'	240 ¹ / ₂ " or 6109 mm	240" or 6096 mm
24'	288 ¹ / ₂ " or 7328 mm	288" or 7315 mm
30'	360 ¹ / ₂ " or 9157 mm	360" or 9144 mm

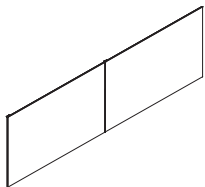
Panel Quantities and Layout by Total Width



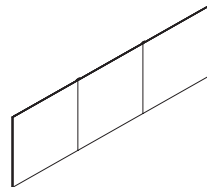
144" : 72" + 72"



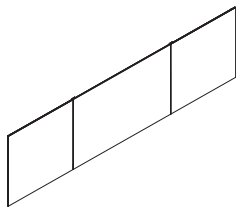
168" : 48" + 72" + 48"



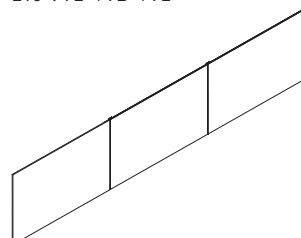
192" : 95¹/₄" + 95¹/₄"



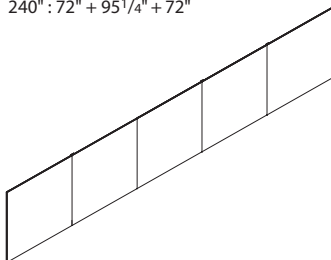
216" : 72" + 72" + 72"



240" : 72" + 95¹/₄" + 72"



288" : 95¹/₄" + 95¹/₄" + 95¹/₄"

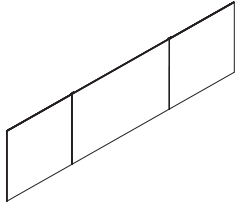


360" : 72" + 72" + 72" + 72" + 72"

Tip: Panel configurations outside of these layouts are considered custom. Sizes are nominal.

Tip: Contact your Collaborative Surfaces Representative with any questions: collabsolutions@steelcase.com

Horizontal Flow



Standard Includes		Required to Specify
<ul style="list-style-type: none"> ▶ Need help? Product details, page 518 	<ul style="list-style-type: none"> • Panel(s): Polyvision CeramicSteel • Attachment hardware • Spline joints, included with multiple panels system • Accessories: basic kit 	<ol style="list-style-type: none"> 1 Style number 2 Frame (see below under Required Selections) 3 Height (see below under Required Selections) 4 Width (see below under Required Selections) 5 Surface Type (see below under Required Selections) 6 CeramicSteel color number for panel: <ul style="list-style-type: none"> 7655 White High Gloss 7661 Gray Chalk 6502C CS 7671 Arctic White 2 CS PV09 Hygienic White Gloss 7 Options, if selected (see below) <p>▶ See <i>Surface Materials</i>, page 606</p>

Tip: Height dimensions listed are nominal.

Tip: Width is the total dimension by multiple panels being splined together. These are not single pieces in specified lengths.

Tip: 7661 Gray Chalk 6502C CS is a true chalkboard surface. Chalk sticks and liquid chalk can be used. Liquid chalk requires wet erase.

Tip: See *CeramicSteel Cleaning/Daily Care and Maintenance* for additional information.

▶ Page 502

Tip: One basic accessory kit will be included with each wall system. Not provided with each panel.

Tip: Sizes are nominal.

Tip: Contact your Collaborative Surfaces Representative with any questions: collabsolutions@steelcase.com

Tip: Horizontal Flow (framed) as 8' total width should be ordered from the Flow section. Refer to **PVFLOW**.

Tip: Horizontal Flow (frameless) as 8' total width should be ordered from the Sans section. Refer to **SANS**.

	Required Selections	U.S. Price	Required to Specify
Frame	<ul style="list-style-type: none"> • Frame • Frameless 	No cost No cost	Specify <i>with frame</i> . Specify <i>without frame</i> .
Height	<ul style="list-style-type: none"> • 47"H 	Prices below	Specify <i>with 47" high</i> .
Width	<ul style="list-style-type: none"> • 144"W • 168"W • 192"W • 216"W • 240"W • 288"W • 360"W 	Prices below Prices below Prices below Prices below Prices below Prices below Prices below	Specify <i>with 144" width</i> . Specify <i>with 168" width</i> . Specify <i>with 192" width</i> . Specify <i>with 216" width</i> . Specify <i>with 240" width</i> . Specify <i>with 288" width</i> . Specify <i>with 360" width</i> .
Surface Type	<ul style="list-style-type: none"> • Chalkboard • Markerboard 	No cost No cost	Specify <i>with chalkboard</i> . Specify <i>with markerboard</i> .

	Options	U.S. Price	Required to Specify
Surface Materials	<ul style="list-style-type: none"> • Surface • Ceramic price group 1 • Ceramic price group 2 	No cost +\$152 per panel	Specify ceramic color number. Specify ceramic color number.
Accessory Kit	<ul style="list-style-type: none"> • Basic kit • Toolbar kit 	No cost +\$206	Specify <i>with basic kit</i> . Specify <i>with toolbar kit</i> .
Related Products	<ul style="list-style-type: none"> • Dry erase markers • Magnetic eraser with marker holder • Accessories 		▶ Page 598 ▶ Page 598 ▶ Page 596

Specification Information		
Style Number	Dimension Width	U.S. Base Prices
	47"H	
HZPVFLOW	144"	\$ 5449
	168"	\$ 5994
	192"	\$ 6539
	216"	\$ 7629
	240"	\$ 8719
	288"	\$ 9809
	360"	\$11,989

Sans

Sans is a writing board with streamlined, precision cut, frameless edges. Orientation of writing board can be mounted horizontally or vertically.

For custom capability and parametrics for special sizes,

please see *Parametric Whiteboards and Tackboards*.

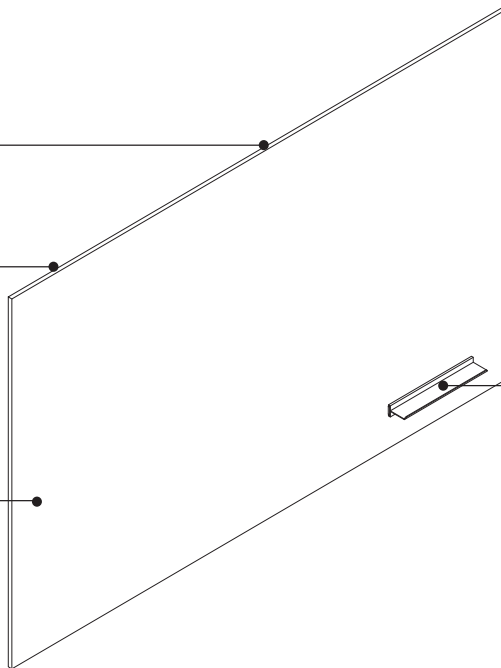
▶ See page 570

Edges are waterjet cut and sealed with high quality paint. Edges show striations.

Frameless edge comes standard in the same finish as the specified CeramicSteel color number of the panel. Contrasting options are also available. Panel thickness is 1/2" or 13 mm.

CeramicSteel surface is offered in 7655 White High Gloss, 7661 Gray Chalk 6502C CS, 7671 Arctic White 2 CS, 7673 Merle CS, 7674 Platinum Solid CS, and PV09 Hygienic White Gloss. 7661 Gray Chalk 6502C is a true chalkboard surface that requires chalk sticks or liquid chalk for writing.

Tip: For information on custom image finishes, please contact



Marker tray, dry erase markers, and eraser come standard with all markerboard surfaces. If chalkboard finish is selected then an eraser and marker tray come standard. The optional toolbar kit includes markers or chalk sticks depending on the surface type, a round magnetic eraser with replacement microfiber cloths, and the magnetic toolbar to store the writing accessories.

Whiteboards and Tackboards

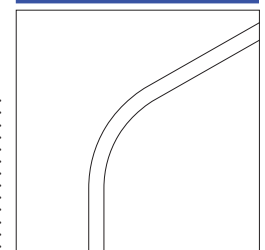
Actual Dimensions (Horizontal Orientation)

	Sans (48"W)	Sans (72"W)	Sans (95"W)
Overall Height	47" or 1185 mm	47" or 1185 mm	47" or 1185 mm
Overall Width	48" or 1220 mm	72" or 1830 mm	95" or 2420 mm
Depth	1/2" or 13 mm	1/2" or 13 mm	1/2" or 13 mm
Depth from Wall to Face	1" or 25 mm	1" or 25 mm	1" or 25 mm
Weight (lbs)	55 lb	82 lb	97 lb
Weight (kgs)	25 kg	37 kg	44 kg

Actual Dimensions (Vertical Orientation)

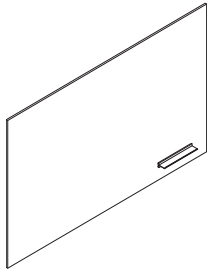
	Sans (72"H)	Sans (95"H)
Overall Height	72" or 1830 mm	95" or 2420 mm
Overall Width	47" or 1185 mm	47" or 1185 mm
Depth	1/2" or 13 mm	1/2" or 13 mm
Depth from Wall to Face	1" or 25 mm	1" or 25 mm
Weight (lbs)	82 lb	97 lb
Weight (kgs)	37 kg	44 kg

Product Details



Rounded corners can be selected for the Sans board. Standard corner option is 90-degree, radius is R45. Compatible with accented edge options.

Sans



Standard Includes		Required to Specify
<ul style="list-style-type: none"> ▶ Need help? Product details, page 521 	<ul style="list-style-type: none"> • Panel: Polyvision CeramicSteel • Attachment hardware • Magnetic marker tray, dry erase markers, and eraser if 7655 White High Gloss, 7671 Arctic White 2 CS, 7673 Merle CS, 7674 Platinum Solid CS, or PV09 Hygienic White Gloss is selected • Magnetic marker tray and eraser if 7661 Gray Chalk 6502U CS is selected • Accented edge: paint price groups 1, 2, and 3, if contrasting is selected 	<ol style="list-style-type: none"> 1 Style number 2 Size (see below under Required Selections) 3 Surface type (see below under Required Selections) 4 CeramicSteel color number for panel: <ul style="list-style-type: none"> 7655 White High Gloss 7661 Gray Chalk 6502U CS 7671 Arctic White 2 CS 7673 Merle CS 7674 Platinum Solid CS PV09 Hygienic White Gloss 5 Options, if selected (see below) <p>▶ See <i>Surface Materials</i>, page 600</p>

Tip: Accessories come with all Sans boards. Accessories vary by surface type and color. All Sans boards include a logo on the bottom right corner.

Tip: Mounting hardware will be installed on the back of the board to support vertical installation when 72"H or 95"H is specified.

Tip: See *CeramicSteel Cleaning/Daily Care and Maintenance* for additional information.
▶ Page 502

Tip: Contrasting accented edge can only be specified when the panel is selected in 7655 White High Gloss.

Tip: 7661 Gray Chalk 6502U CS is a true chalkboard surface. Chalk sticks and liquid chalk can be used. Liquid chalk requires wet erase.

Tip: Contact your Collaborative Surfaces Representative with any questions: collabsolutions@steelcase.com

Products on this page are ordered through the Polyvision catalog (PDX).

	Required Selections	U.S. Price	Required to Specify
Size	Horizontal		
	<ul style="list-style-type: none"> • 47"H x 48"W • 47"H x 72"W • 47"H x 95"W 	Prices below Prices below Prices below	Specify with 47"H x 48"W. Specify with 47"H x 72"W. Specify with 47"H x 95"W.
	Vertical		
	<ul style="list-style-type: none"> • 72"H x 47"W • 95"H x 47"W 	Prices below Prices below	Specify with 72"H x 47"W. Specify with 95"H x 47"W.
Surface Type	<ul style="list-style-type: none"> • Chalkboard • Markerboard 	No cost No cost	Specify with <i>chalkboard</i> . Specify with <i>markerboard</i> .

	Options	U.S. Price	Required to Specify
Surface Materials	Surface		
	<ul style="list-style-type: none"> • Ceramic price group 1 • Ceramic price group 2 	No cost +\$152	Specify ceramic color number. Specify ceramic color number.
	Contrasting		
	<ul style="list-style-type: none"> • Non-contrasting accented edge • Contrasting accented edge 	No cost +\$135	Specify with <i>non-contrasting accented edge</i> . Specify with <i>contrasting accented edge</i> .
Accessory Kit	<ul style="list-style-type: none"> • Basic kit • Toolbar kit 	No cost +\$206	Specify with <i>basic kit</i> . Specify with <i>toolbar kit</i> .
Related Products	<ul style="list-style-type: none"> • ToolBar accessories 		▶ Page 596

Specification Information						
Style Number	Dimension Height	U.S. Base Prices				
		47"W	48"W	72"W	95"W	
SANS	47"	N.A.	\$1381	\$1844	\$2148	
	72"	\$1844	N.A.	N.A.	N.A.	
	95"	\$2148	N.A.	N.A.	N.A.	



For Canadian Pricing
 Multiply U.S. Price by the Canadian price factor.
 ▶ See page 1 for details.

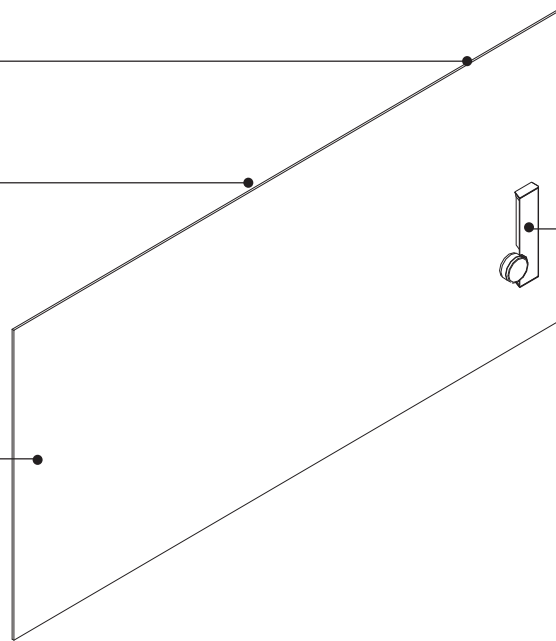
Sans Light

Sans Light is a writing board with streamlined, precision cut, frameless edges. Orientation of writing board can be mounted horizontally or vertically.

Edges are waterjet cut and sealed with high quality paint. Edges show striations.

Frameless edge comes standard in the same finish as the specified CeramicSteel color number of the panel. Contrasting options are also available. Panel thickness is 1/4" or 6 1/2 mm.

CeramicSteel surface is offered in 7655 White High Gloss, 7661 Gray Chalk 6502C CS, 7671 Arctic White 2 CS, 7673 Merle CS, 7674 Platinum Solid CS, and PV09 Hygienic White Gloss. 7661 Gray Chalk 6502C CS is a true chalkboard surface and requires chalk sticks or liquid chalk for writing.
Tip: For information on custom image finishes, please contact kcathey@polyvision.com.



The toolbar kit includes markers or chalk sticks depending on the surface type, a round magnetic eraser with replacement microfiber cloths, and the magnetic toolbar to store the writing accessories.

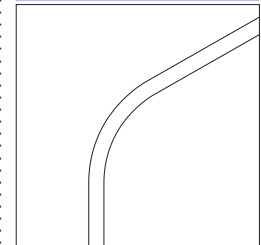
Actual Dimensions (Horizontal Orientation)

	Sans Light (48"W)	Sans Light (72"W)	Sans Light (95"W)
Overall Height	47" or 1185 mm	47" or 1185 mm	47" or 1185 mm
Overall Width	48" or 1220 mm	72" or 1830 mm	95" or 2420 mm
Depth	1/4" or 6 1/2 mm	1/4" or 6 1/2 mm	1/4" or 6 1/2 mm
Depth from Wall to Face	4/5" or 20 1/2 mm	4/5" or 20 1/2 mm	4/5" or 20 1/2 mm
Weight (lbs)	34 lb	50 lb	66 lb
Weight (kgs)	15 2/5 kg	22 1/2 kg	30 kg

Actual Dimensions (Vertical Orientation)

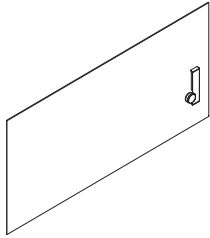
	Sans Light (72"H)	Sans Light (95"H)
Overall Height	72" or 1830 mm	95" or 2420 mm
Overall Width	47" or 1185 mm	47" or 1185 mm
Depth	1/4" or 6 1/2 mm	1/4" or 6 1/2 mm
Depth from Wall to Face	4/5" or 20 1/2 mm	4/5" or 20 1/2 mm
Weight (lbs)	50 lb	66 lb
Weight (kgs)	22 1/2 kg	30 kg

Product Details



Rounded corners can be selected for the Sans board. Standard corner option is 90-degree, radius is R45. Compatible with accented edge options.

Sans Light



Tip: Accessories come with all Sans boards. Accessories vary by surface type and color. All Sans boards include a logo on the bottom right corner.

Tip: Mounting hardware will be installed on the back of the board to support vertical installation when 72"H or 95"H is specified.

Tip: See CeramicSteel Cleaning/Daily Care and Maintenance for additional information.
▶ Page 502

Tip: Contrasting accented edge can only be specified when the panel is selected in 7671 Arctic White 2 CS.

Tip: 7661 Gray Chalk 6502C CS is a true chalkboard surface. Chalk sticks and liquid chalk can be used. Liquid chalk requires wet erase.

Tip: Contact your Collaborative Surfaces Representative with any questions: collabsolutions@steelcase.com

Products on this page are ordered through the Polyvision catalog (PDX).



For Canadian Pricing
Multiply U.S. Price by the Canadian price factor.
▶ See page 1 for details.

Standard Includes		Required to Specify
▶ Need help? Product details, page 523	<ul style="list-style-type: none"> Panel: Polyvision CeramicSteel Attachment hardware Standard toolbar kit with 7655 White High Gloss, 7671 Arctic White 2 CS, 7674 Platinum Solid CS, or PV09 Hygienic White Gloss. Neon toolbar kit with 7673 Merle CS. Chalk toolbar kit with 7661 Gray Chalk 6502 CS. 	<ol style="list-style-type: none"> Style number Size (see below under Required Selections) Surface type (see below under Required Selections) CeramicSteel color number for panel: 7655 White High Gloss 7661 Gray Chalk 6502C CS 7671 Arctic White 2 CS 7673 Merle CS 7674 Platinum Solid CS PV09 Hygienic White Gloss Options, if selected (see below) ▶ See <i>Surface Materials</i>, page 600

	Required Selections	U.S. Price	Required to Specify
Size	Horizontal		
	<ul style="list-style-type: none"> 47"H x 48"W 47"H x 72"W 47"H x 95"W 	Prices below Prices below Prices below	Specify with 47"H x 48"W. Specify with 47"H x 72"W. Specify with 47"H x 95"W.
	Vertical		
	<ul style="list-style-type: none"> 72"H x 47"W 95"H x 47"W 	Prices below Prices below	Specify with 72"H x 47"W. Specify with 95"H x 47"W.
Surface Type	<ul style="list-style-type: none"> Chalkboard Markerboard 	No cost No cost	Specify with <i>chalkboard</i> . Specify with <i>markerboard</i> .

	Options	U.S. Price	Required to Specify
Surface Materials	Surface		
	<ul style="list-style-type: none"> Ceramic price group 1 Ceramic price group 2 	No cost +\$152	Specify ceramic color number. Specify ceramic color number.
	Contrasting		
	<ul style="list-style-type: none"> Non-contrasting accented edge Contrasting accented edge 	No cost +\$135	Specify with <i>non-contrasting accented edge</i> . Specify with <i>contrasting accented edge</i> .
Related Products	<ul style="list-style-type: none"> ToolBar accessories 		▶ Page 596

Specification Information						
Style Number	Dimension Height	U.S. Base Prices				
		47"W	48"W	72"W	95"W	
PVLTSANS	47"	N.A.	\$1846	\$1982	\$2120	
	72"	\$1982	N.A.	N.A.	N.A.	
	95"	\$2120	N.A.	N.A.	N.A.	

Serif

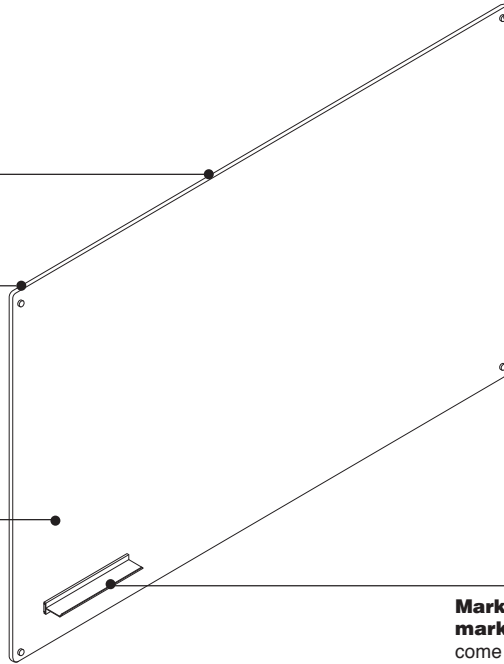
Serif is a thin CeramicSteel writing board mounted with standoff mounts in a satin chrome finish. Precision cut edges are sealed with a durable lacquer, while rounded corners provide a modern, premium look. Orientation of writing board can be mounted horizontally or vertically.

Edges are waterjet cut and sealed with high quality paint. Edges show striations.

Frameless edge comes standard in the same finish as the specified CeramicSteel color number of the panel. Frameless edge corners have a 4 mm radius. Contrasting options are also available.

CeramicSteel surface is offered in 7655 White High Gloss or PV09 Hygienic White Gloss.

Tip: For information on custom image finishes, please contact kcathey@polyvision.com.



Mounting comes standard with standoff mounts. Mounts vary by size of panel.

Marker tray, dry erase markers, and eraser come standard with Serif. The optional toolbar kit includes markers or chalk sticks depending on the surface type, a round magnetic eraser with replacement microfiber cloths, and the magnetic toolbar to store the writing accessories.

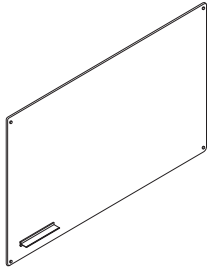
Actual Dimensions (Horizontal Orientation)

	Serif (47"W)	Serif (72"W)	Serif (95"W)
Overall Height	47" or 1185 mm	47" or 1185 mm	47" or 1185 mm
Overall Width	47" or 1185 mm	72" or 1830 mm	95" or 2420 mm
Depth	1/4" or 6 1/2 mm	1/4" or 6 1/2 mm	1/4" or 6 1/2 mm
Depth from Wall to Face	3/4" or 19 mm	3/4" or 19 mm	3/4" or 19 mm
Weight (lbs)	32 lb	50 lb	66 lb
Weight (kgs)	15 kg	23 kg	30 kg

Actual Dimensions (Vertical Orientation)

	Serif (72"H)	Serif (95"H)
Overall Height	72" or 1830 mm	95" or 2420 mm
Overall Width	47" or 1185 mm	47" or 1185 mm
Depth	1/4" or 6 1/2 mm	1/4" or 6 1/2 mm
Depth from Wall to Face	3/4" or 19 mm	3/4" or 19 mm
Weight (lbs)	50 lb	66 lb
Weight (kgs)	23 kg	30 kg

Serif



Tip: See CeramicSteel Cleaning/Daily Care and Maintenance for additional information.
 ▶ Page 502

Tip: Contact your Collaborative Surfaces Representative with any questions: collabsolutions@steelcase.com

Standard Includes		Required to Specify
▶ Need help? Product details, page 525	<ul style="list-style-type: none"> Panel: Polyvision CeramicSteel Attachment hardware <ul style="list-style-type: none"> – Four standoff mounts, if 47"H x 47"W is selected – Six standoff mounts, if 47"H x 72"W or 47"H x 95"W is selected Magnetic marker tray, dry erase markers, and eraser Accented edge: paint, if contrasting is selected 	<ol style="list-style-type: none"> Style number Size (see below under Required Selections) CeramicSteel color number for panel: 7655 White High Gloss PV09 Hygienic White Gloss Options, if selected (see below) ▶ See <i>Surface Materials</i> , page 600

Required Selections	U.S. Price	Required to Specify
Size		
Horizontal		
• 47"H x 47"W	Prices below	Specify with 47"H x 47"W.
• 47"H x 72"W	Prices below	Specify with 47"H x 72"W.
• 47"H x 95"W	Prices below	Specify with 47"H x 95"W.
Vertical		
• 72"H x 47"W	Prices below	Specify with 72"H x 47"W.
• 95"H x 47"W	Prices below	Specify with 95"H x 47"W.

Options	U.S. Price	Required to Specify
Surface Materials		
Surface		
• Ceramic price group 1	No cost	Specify ceramic color number.
• Ceramic price group 2	+\$152	Specify ceramic color number.
Contrasting		
• Non-contrasting accented edge	No cost	Specify with <i>non-contrasting accented edge</i> .
• Contrasting accented edge	+\$135	Specify with <i>contrasting accented edge</i> .
Accessory Kit		
• Basic kit	No cost	Specify with <i>basic kit</i> .
• Toolbar kit	+\$206	Specify with <i>toolbar kit</i> .
Related Products	• ToolBar accessories	▶ Page 596

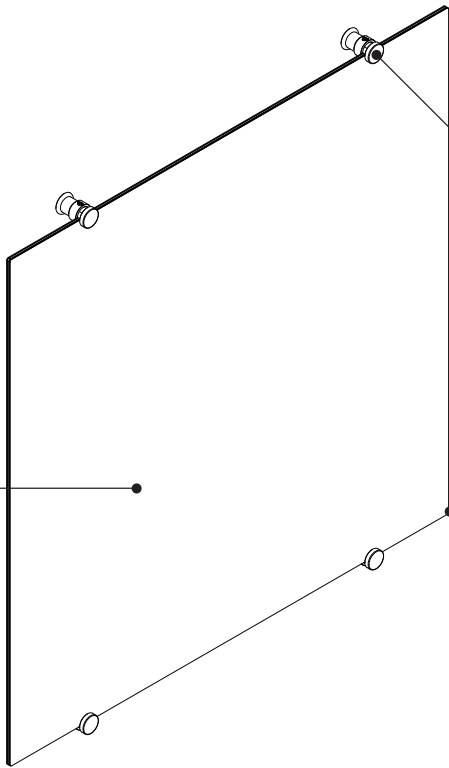
Specification Information				
Style Number	Dimension Height	U.S. Base Prices		
		47"W	72"W	95"W
SERIF	47"	\$1509	\$1646	\$1921
	72"	\$1646	N.A.	N.A.
	95"	\$1921	N.A.	N.A.

Products on this page are ordered through the Polyvision catalog (PDX).

 **For Canadian Pricing**
 Multiply U.S. Price by the Canadian price factor.
 ▶ See page 1 for details.

Nota

Keep your office organized with daily tasks, reminders, and notes on this personal command center. Nota is lightweight and easy to install featuring standoff edge grip mounts in satin chrome or matte black.



Nota is lightweight for easy installation. Nota is recommended to be installed on drywall. Wall template included.

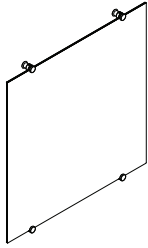
Mounting hardware is included. Edge grip standoff mounts are available in chrome and matte black.

Nota panels have 4 mm radius corners.

Actual Dimensions

Nota	
Single Panel Height	22 ¹ / ₂ " or 572 mm
Single Panel Width	22 ¹ / ₂ " or 572 mm
Depth	3/4" or 19 mm
Depth from Wall to Face	23/25" or 23 mm
Weight (lbs)	6 lb
Weight (kgs)	3 kg

Nota



Tip: See CeramicSteel Cleaning/Daily Care and Maintenance for additional information.
 ▶ Page 502

Tip: Contact your Collaborative Surfaces Representative with any questions: collabsolutions@steelcase.com

	Standard Includes	Required to Specify
▶ Need help? Product details, page 527	<ul style="list-style-type: none"> Panel: Polyvision CeramicSteel ceramic price group 1 Dry erase markers and magnetic eraser if 7671 Arctic White 2 CS, PV09 Hygienic White Gloss, PV11 Grey Calendar Grid CS, or PV12 Grey Grid CS is selected Chalk sticks and magnetic eraser if PV08 Black Chalk is selected Edge grip standoff mount plate: PV13 Matte Black or PV14 Chrome Mounts: set of 4 Installation template Cleaning instructions 	<ol style="list-style-type: none"> Style number Surface type (see below under Required Selections) CeramicSteel color number for panel: 7671 Arctic White 2 CS, PV08 Black Chalk, PV09 Hygienic White Gloss, PV11 Grey Calendar Grid CS, PV12 Grey Grid CS Options, if selected (see below) ▶ See <i>Surface Materials</i>, page 600

	Required Selections	U.S. Price	Required to Specify
Surface Type	<ul style="list-style-type: none"> Chalkboard Markerboard 	No cost No cost	Specify with <i>chalkboard</i> . Specify with <i>markerboard</i> .

	Options	U.S. Price	Required to Specify
Surface Materials	<ul style="list-style-type: none"> Ceramic price group 1 Ceramic price group 2 	No cost +\$76	Specify ceramic color number. Specify ceramic color number.

Related Products	<ul style="list-style-type: none"> Dry erase markers Magnetic eraser with marker holder ToolBar Accessories 	<ul style="list-style-type: none"> ▶ Page 598 ▶ Page 598 ▶ Page 596
-------------------------	--	--

Specification Information				
Dimensions			Style Number	U.S. Base Price
D	W	H		
3/4"	22½"	22½"	NOTA	\$753

Mounts — set of 4

3/4"	3/4"	N.A.	PVEDGSMNT	\$164
------	------	------	-----------	-------

Tip: Mounts come standard with NOTA, but can also be purchased as a set of four.

Products on this page are ordered through the Polyvision catalog (PDX).



For Canadian Pricing
 Multiply U.S. Price by the Canadian price factor.
 ▶ See page 1 for details.

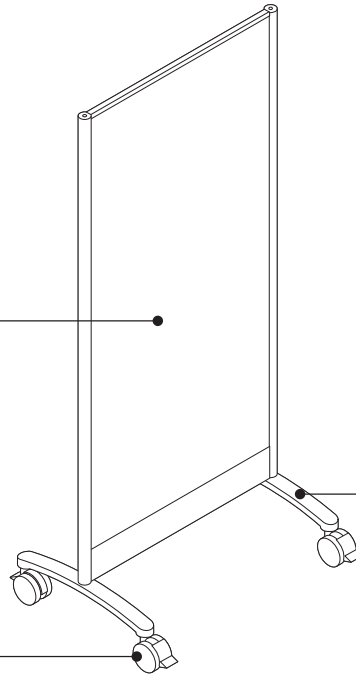
Mobile

Mobile is available with Polyvision CeramicSteel on both sides. Mobile is available in two heights (54"H and 66"H) and five widths (24"W, 30"W, 36"W, 42"W, and 48"W).

► Specifying, page 530

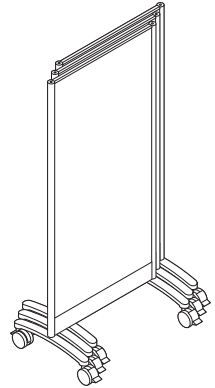
The CeramicSteel writing surface is available in 7671 Arctic White or PV09 Hygienic White Gloss. The writing surface is magnetic and can be used with all standard dry erase markers.

Four locking casters allow for easy movement.



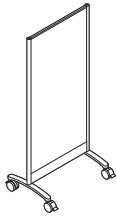
Four-leg base is standard on mobile whiteboard.

Product Details



Mobile whiteboards nest easily and require minimal space. The leg bases are 16"D, and each mobile whiteboard nested adds another 1½" to the depth.

Mobile



Tip: See CeramicSteel Cleaning/Daily Care and Maintenance for additional information.
▶ Page 502

Tip: CeramicSteel writing surface is magnetic.

Tip: Contact your Collaborative Surfaces Representative with any questions: collabsolutions@steelcase.com

Standard Includes	Required to Specify
-------------------	---------------------

- | | | |
|--|--|--|
| <ul style="list-style-type: none"> ▶ Need help? Product details, page 529 | <ul style="list-style-type: none"> • Polyvision CeramicSteel writing surface, both sides: 7671 Arctic White • Frame, top cap, uprights, bottom channel, and four-leg base: paint price group 1 • Four-leg base with four locking casters: black plastic • Attachment hardware • Shipped ready to assemble | <ol style="list-style-type: none"> 1 Style number 2 Width (see below under Required Selections) 3 Paint color number for frame 4 CeramicSteel color number for panel: 7671 Arctic White GS
PV09 Hygienic White Gloss 5 Options, if selected (see below) <p>▶ See <i>Surface Materials</i>, page 600</p> |
|--|--|--|

Width	Options	U.S. Price	Required to Specify
-------	---------	------------	---------------------

Width	<ul style="list-style-type: none"> • 24"W • 30"W • 36"W • 42"W • 48"W 	<p>Price below</p> <p>Price below</p> <p>Price below</p> <p>Price below</p> <p>Price below</p>	<p>Specify with 24"W.</p> <p>Specify with 30"W.</p> <p>Specify with 36"W.</p> <p>Specify with 42"W.</p> <p>Specify with 48"W.</p>
--------------	--	--	---

Surface Materials	Surface	U.S. Price	Required to Specify
-------------------	---------	------------	---------------------

Surface Materials	<ul style="list-style-type: none"> • Ceramic price group 1 • Ceramic price group 2 	<p>No cost</p> <p>+\$152</p>	<p>Specify ceramic color number.</p> <p>Specify ceramic color number.</p>
--------------------------	--	------------------------------	---

Frame and base	U.S. Price	Required to Specify
----------------	------------	---------------------

<ul style="list-style-type: none"> • Paint price group 1 • Paint price group 2 	<p>No cost</p> <p>+\$ 34</p>	<p>Specify paint color number.</p> <p>Specify paint color number.</p>
--	------------------------------	---

Related Products	<ul style="list-style-type: none"> • ToolBar accessories 	<p>▶ Page 596</p>
-------------------------	---	-------------------

Specification Information

Style Number	Dimensions		U.S. Base Prices				
	D	H	24"W	30"W	36"W	42"W	48"W

54"H Mobile Whiteboard

PVMBSTND	16"	54"	\$1028	\$1097	\$1164	\$1234	\$1303
-----------------	-----	-----	--------	--------	--------	--------	--------

66"H Mobile Whiteboard

PVMBSTND	16"	66"	\$1164	\$1234	\$1303	\$1369	\$1439
-----------------	-----	-----	--------	--------	--------	--------	--------

Products on this page are ordered through the Polyvision catalog (PDX).



For Canadian Pricing
Multiply U.S. Price by the Canadian price factor.
▶ See page 1 for details.

Textura Mobile

Textura mobile blends sound-diffusing acoustic panels with durable CeramicSteel writing surfaces for a multi-purpose collaborative worktool on wheels.

► Specifying, page 532

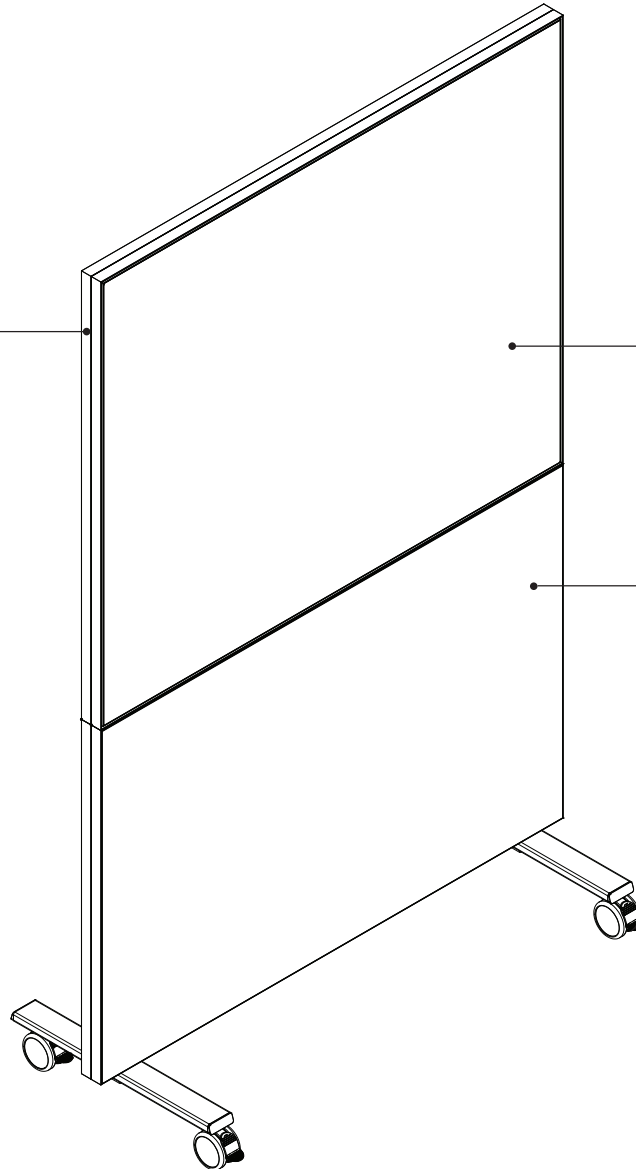
Powdercoat traffic white aluminum frame

Surface finish available in 7671 Arctic White CS or PV09 Hygienic White Gloss. Single- or double-sided whiteboard option is available. The single sided option has one side all acoustic.

Acoustic panel fabric selection is the same for both sides.

Accessories are not included. Refer to related products for toolbar accessories.

Side A defaults to markerboard and acoustic panel. Side B offers a selection between markerboard and acoustical panel or acoustical panel only. Acoustical panel only is fabric covered top to bottom.

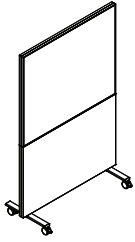


Locking casters

Actual Dimensions

	Single-Sided Whiteboard	Double-Sided Whiteboard
Overall Height	75" or 1905 mm	75" or 1905 mm
Overall Width	46 ⁷ / ₈ " or 1190 mm	46 ⁷ / ₈ " or 1190 mm
Depth (board)	2" or 50 mm	2" or 50 mm
Depth (base)	20 ⁵ / ₁₆ " or 516 mm	20 ⁵ / ₁₆ " or 516 mm
Weight	66 lbs or 30 kg	86 lbs or 39 kg

Textura Mobile



Tip: Contact your Collaborative Surfaces Representative with any questions: collabsolutions@steelcase.com

Standard Includes	Required to Specify
<ul style="list-style-type: none"> ▶ Need help? Product details, page 531 • Mobile stand with locking casters • Single- or double-sided whiteboard comes in 7671 Arctic White 2 CS markerboard • Acoustic fabric at bottom for double-sided stands. Single-sided stands receive one side with acoustic top and bottom. 	<ol style="list-style-type: none"> 1 Style number 2 Acoustic panel fabric, if selected: <ul style="list-style-type: none"> DB55 Slip DB56 Marianna DB57 Madura DB58 Tortuga DB59 Solano DB60 Blizzard DB61 Havana DB62 Scuba PV49 Callan PV50 Tallow PV51 Aruba PV52 Paseo PV53 Sligo 3 CeramicSteel color number for panel: <ul style="list-style-type: none"> 7671 Arctic White CS PV09 Hygienic White Gloss 4 Options, if selected (see below) <ul style="list-style-type: none"> ▶ See <i>Surface Materials</i>, page 600

Options	U.S. Price	Required to Specify
Surface Materials <ul style="list-style-type: none"> • Acoustic panel fabric 	No cost	Specify <i>with fabric</i> and select color number.
Surface <ul style="list-style-type: none"> • Ceramic price group 1 • Ceramic price group 2 for single-sided markerboard • Ceramic price group 2 for double-sided markerboard 	No cost +\$104 +\$152	Specify <i>with ceramic</i> and select color number. Specify <i>with ceramic</i> and select color number. Specify <i>with ceramic</i> and select color number.
Markerboard <ul style="list-style-type: none"> • Side A markerboard and acoustic panel only • Side B acoustic panel only • Side B markerboard and acoustic panel 	Price below No cost Price below	Specify <i>with markerboard and acoustic panel</i> . Specify <i>with acoustic panel only</i> . Specify <i>with markerboard and acoustic panel</i> .
Related Products <ul style="list-style-type: none"> • ToolBar accessories 		▶ Page 596

Specification Information			
• Dimensions		• Style	• U.S. Prices
W	H	Number	
46 ⁷ / ₈ "	75"	PVCFSTND	Single-Sided : Double-Sided Markerboard : Markerboard
			\$4103 : \$4649

Products on this page are ordered through the Polyvision catalog (PDX).



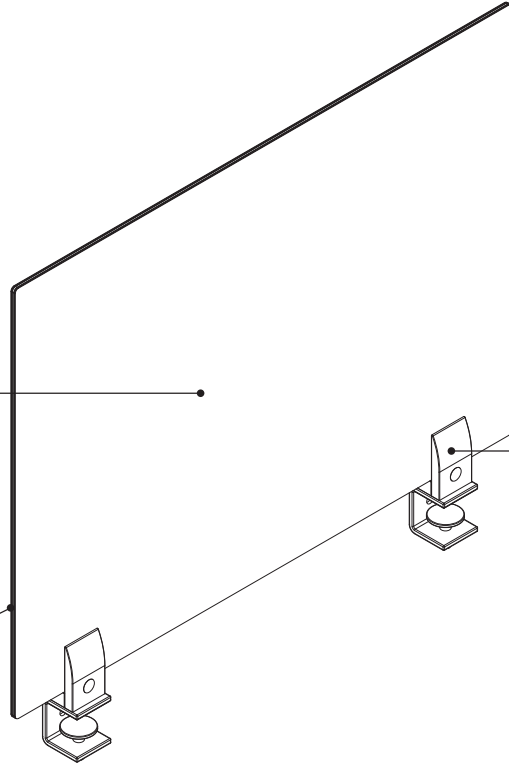
For Canadian Pricing
 Multiply U.S. Price by the Canadian price factor.
 ▶ See page 1 for details.

Boundri

Boundri is a privacy screen made from thick double-sided Polyvision CeramicSteel featuring adjustable mounts that make it easy to transform almost any desk or table into a private workspace. The multifaceted tool can help employees and students maintain safe distances and provide them a personal collaboration tool to keep track of daily tasks and reminders.

Boundri screens are 1/5" thick and corners have a 3/20" radius.

Edges are coated with high quality, durable paint that matches the surface finish.



Boundri screens are attached with adjustable mounts. 18" and 24" height screens that are available in 24", 36", 48", 60", and 72" widths. The screen and hardware may be used on (nominal) 1/4"-1 1/4" thick worksurfaces.

Product Details

Boundri screens include adjustable brackets with divider/writing surface element for most height-adjustable desks and fixed worksurfaces.

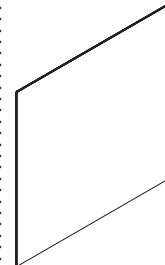
Screens are double-sided CeramicSteel and can be mounted to various desks and worksurfaces using the adjustable mounting hardware.

When applying the Boundri screen to the side of Migration or Migration SE desk, at least a 2" overhang is required.

Mounts are not compatible with Elective Elements work-surfaces.

Mounts are movable to accommodate various features or interferences on worksurface (monitor arms, etc.).

The number of mounts varies by size of the screen specified. Refer to the mount table below.



The edge of the screen is coated with a high quality, durable paint that matches the surface finish. Corners have a 4 mm radius.

The screen and hardware may be used on a minimum tabletop thickness of 1/4" or 6 mm and a maximum tabletop thickness of 1 1/4" or 34 mm.

The width of the screen can be equal to or less than the width of the worksurface to which it will attach. Some restrictions apply due to location of worksurface legs and supports.

Actual Dimensions

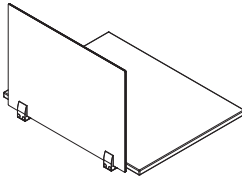
Height	18", 24"
Width	24", 36", 48", 60", or 72"
Depth	1 1/64" or 4 2/5 mm
18"H Weight (lbs)	7, 10, 13, 17, or 20
24"H Weight (lbs)	9, 14, 18, 22, or 27

Tip: Panel sizes are nominal.

Mount Table

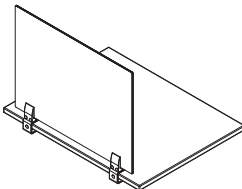
Screen Size (Height x Width)	Number of mounts
18" x 24", 18" x 36", 24" x 24", and 24" x 36"	2
18" x 48" and 24" x 48"	3
18" x 60", 18" x 72", 24" x 60", and 24" x 72"	4

Application Topics



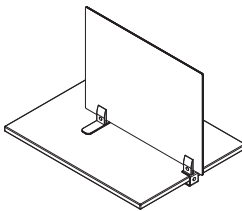
Privacy/Back Mount

Mount assemblies with the screen grip section attaching to the exterior side of the adjustable table-top clamp. Position supports screen installation with zero space gap.



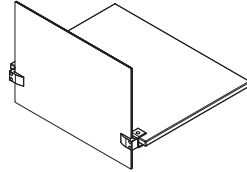
Privacy/Top Mount

Mount assemblies with the screen grip section attaching to the top side of the adjustable table-top clamp. Application supports screen installation with space gap of 5/8" above worksurface.



Side Divider/Top Mount Multiple mount assembly types

are required for this application. Edge bracket assemblies with the screen grip section attaching to the top side of the adjustable table-top clamp. Screen grip piece is positioned to support screen direction. Table-top mount uses screen grip and table top plate is positioned to support screen direction. Application supports screen installation with space gap of 5/8" above worksurface.



Privacy/Modesty

Mount assemblies with the screen grip section attaching to the exterior side of the adjustable table-top clamp. Screen clamp is rotated 90° prior to attachment. Position supports divider screen installation with benefit of modesty panel.


Boundri screens mount to worksurfaces using an adjustable mount with tightening screw. Bracket positioning is moveable with suggested placement by screen size.

Screen heights and widths cannot be adjusted in the field. Placement of screens on worksurfaces can be adjusted in the field.

Privacy configuration allows screen heights and widths to be determined by the orientation of the screen installed.

Modesty is limited to 7 1/2" on height adjustable desks to maintain proper clearances.

Boundri



Tip: See CeramicSteel Cleaning/Daily Care and Maintenance for additional information.
▶ Page 502

Tip: PV09 Hygienic White Gloss is not available on 24"H panels.

Tip: Contact your Collaborative Surfaces Representative with any questions: collabsolutions@steelcase.com

Tip: Adjustable divider mount also sold separately as a single mount without a panel that can be assembled four different ways.

Standard Includes	Required to Specify
<ul style="list-style-type: none"> ▶ Need help? Product details, page 534 • Panel: double-sided Polyvision CeramicSteel ceramic price group 1 • Black anodized adjustable mounts: quantity varies by size • Installation instructions • Cleaning instructions 	<ol style="list-style-type: none"> Style number Height Width CeramicSteel color number for panel: <ul style="list-style-type: none"> 7671 Arctic White 2 CS 7673 Merle CS 7674 Platinum Solid CS PV09 Hygienic White Gloss Options, if selected (see below) ▶ See <i>Surface Materials</i> , page 600.

	Options	U.S. Price	Required to Specify
Height	<ul style="list-style-type: none"> • 18"H • 24"H 	Prices below Prices below	Specify with 18"H. Specify with 24"H.
Width	<ul style="list-style-type: none"> • 24"W • 36"W • 48"W • 60"W • 72"W 	Prices below Prices below Prices below Prices below Prices below	Specify with 24"W. Specify with 36"W. Specify with 48"W. Specify with 60"W. Specify with 72"W.
Surface Materials	Surface <ul style="list-style-type: none"> • Ceramic price group 1 • Ceramic price group 2 	No cost +\$104	Specify ceramic color number. Specify ceramic color number.
Related Products	<ul style="list-style-type: none"> • Dry erase markers • Magnetic eraser with marker holder • ToolBar accessories 		▶ Page 598 ▶ Page 598 ▶ Page 596

Specification Information						
Style Number	Height	U.S. Base Prices				
		24"W	36"W	48"W	60"W	72"W
PVDVSCRN	18"	\$1097	\$1303	\$1509	\$1783	\$1960
	24"	\$1138	\$1372	\$1550	\$1823	\$2003

Adjustable Divider Mount

PVDVMNT	\$ 104
----------------	--------

Products on this page are ordered through the Polyvision catalog (PDX).

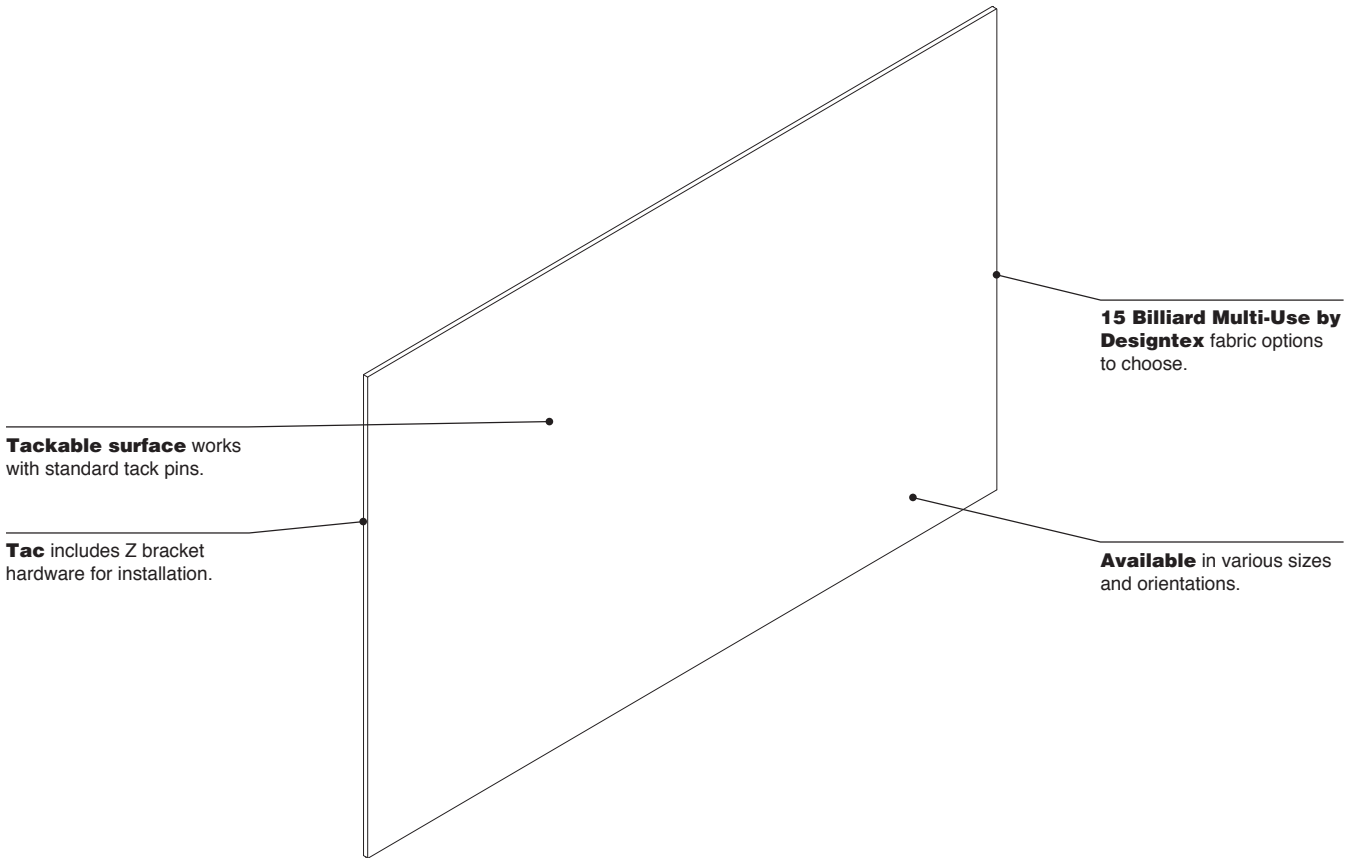


For Canadian Pricing
Multiply U.S. Price by the Canadian price factor.
▶ See page 1 for details.

Tac

Frameless, fabric wrapped tackboard—

Tac adds another dimension to collaboration by providing a pinnable, flexible space where your best ideas can come to life.

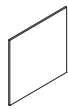


Actual Dimensions

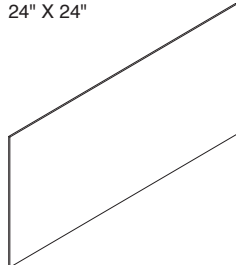
	Tac Small Square	Tac Small Rectangle	Tac Medium Rectangle	Tac Large Rectangle
Depth	3/4"	3/4"	3/4"	3/4"
Width	24"	48"	72"	96"
Height	24"	36"	48"	48"
Depth from wall to face	1 1/4"	1 1/4"	1 1/4"	1 1/4"
Weight (lb)	5	17	62	80
Weight (kg)	2.27	7.71	28.12	36.28

Tip: Rectangles available in horizontal and vertical orientation.

Tac



24" X 24"



96" X 48"

Tip: Fabric direction runs horizontal for horizontal orientation. Fabric direction runs vertical for vertical orientation.

Tip: Clean only with water-based or solvent-based cleaner. Do not saturate.

Tip: Contact your Collaborative Surfaces Representative with any questions: collabsolutions@steelcase.com

Standard Includes		Required to Specify
<ul style="list-style-type: none"> ▶ Need help? Product details, page 538 	<ul style="list-style-type: none"> • Tackboard: Billiard Multi-Use by Designtex fabric wrapped • Z-bracket mounting hardware • Cleaning instructions 	<ol style="list-style-type: none"> 1 Style number 2 Size (see below under Required Selections) 3 Tackboard fabric <p>▶ See <i>Surface Materials</i>, page 600.</p>

Size	Required Selections	U.S. Price	Required to Specify
Horizontal	• 24"H x 24"W	Prices below	Specify with 24"H x 24"W.
	• 36"H x 48"W	Prices below	Specify with 36"H x 48"W.
	• 48"H x 72"W	Prices below	Specify with 48"H x 72"W.
	• 48"H x 96"W	Prices below	Specify with 48"H x 96"W.
Vertical	• 48"H x 36"W	Prices below	Specify with 48"H x 36"W.
	• 72"H x 48"W	Prices below	Specify with 72"H x 48"W.
	• 96"H x 48"W	Prices below	Specify with 96"H x 48"W.

Related Products • Textura ▶ Page 532

Specification Information			
Style Number	Dimensions H W		U.S. Price
TAC	Horizontal		
	24"	24"	\$ 792
	36"	48"	\$1189
	48"	72"	\$1717
	48"	96"	\$2049
	Vertical		
	48"	36"	\$1189
72"	48"	\$1717	
96"	48"	\$2049	

Products on this page are ordered through the Polyvision catalog (PDX).

 **For Canadian Pricing**
Multiply U.S. Price by the Canadian price factor.
▶ See page 1 for details.

Glass

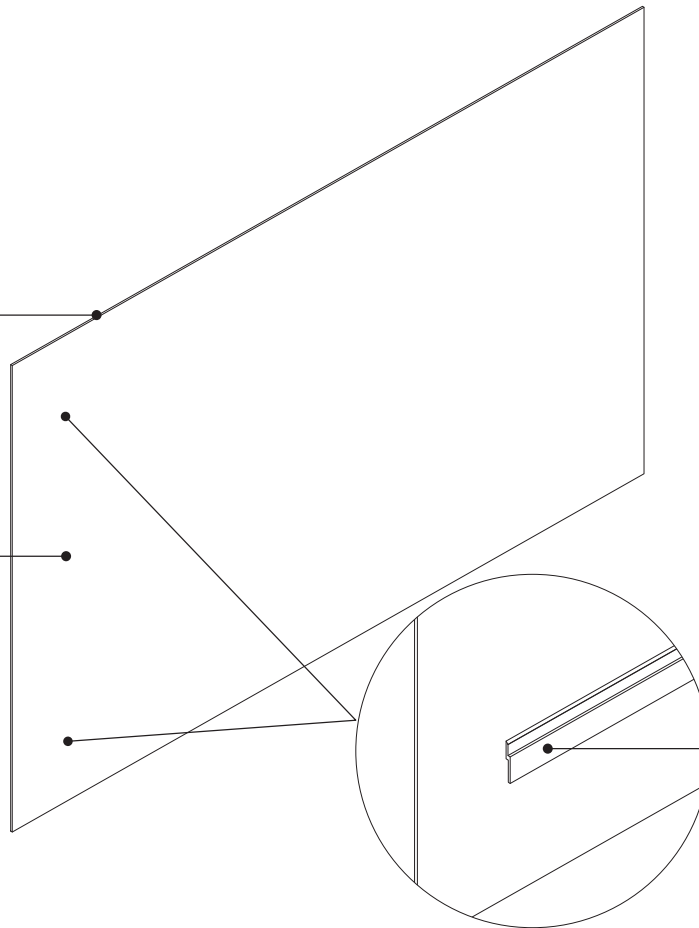
High quality glassboard

is made with $\frac{3}{16}$ " thick low-iron tempered glass and is non-porous, non-ghosting, and non-staining. With the ability to configure both vertically or horizontally, the compact structure of this glassboard sits close to the wall using a Z-bracket installation. Accepts rare earth magnets.

Thin, smooth, frameless edge.

Glass surface is offered in 25 color options.

Tip: For information on custom color finishes, please contact kcathey@polyvision.com.



Glassboard mounted to the wall with Z-brackets.

Actual Dimensions (Horizontal Orientation)

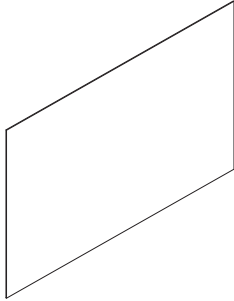
	Glass (48"W)	Glass (72"W)	Glass (96"W)
Overall Height	48" or 1220 mm	48" or 1220 mm	48" or 1220 mm
Overall Width	48" or 1220 mm	72" or 1830 mm	96" or 2439 mm
Depth	$\frac{3}{16}$ " or 5 mm	$\frac{3}{16}$ " or 5 mm	$\frac{3}{16}$ " or 5 mm
Depth from Wall to Face	$\frac{7}{16}$ " or 11.1 mm	$\frac{7}{16}$ " or 11.1 mm	$\frac{7}{16}$ " or 11.1 mm
Weight (lbs)	51 lb	76 $\frac{1}{2}$ lb	102 lb
Weight (kgs)	25.4 kg	38.1 kg	50.8 kg

Tip: Sizes are nominal.

Actual Dimensions (Vertical Orientation)

	Glass (72"H)	Glass (96"H)
Overall Height	72" or 1830 mm	96" or 2439 mm
Overall Width	48" or 1220 mm	48" or 1220 mm
Depth	$\frac{3}{16}$ " or 5 mm	$\frac{3}{16}$ " or 5 mm
Depth from Wall to Face	$\frac{7}{16}$ " or 11.1 mm	$\frac{7}{16}$ " or 11.1 mm
Weight (lbs)	76 $\frac{1}{2}$ lb	102 lb
Weight (kgs)	38.1 kg	50.8 kg

Glass



Tip: Glassboards have a steel backer that support use for rare earth magnetic accessories.

Tip: Not compatible with toolbar.

Tip: Rectangle glassboards are available in horizontal or vertical orientation. Hardware is attached during manufacturing. Orientation must be selected during the ordering process.

Tip: Contact your Collaborative Surfaces Representative with any questions: collabsolutions@steelcase.com

Standard Includes		Required to Specify
▶ Need help? Product details, page 540	<ul style="list-style-type: none"> Glassboard: back painted, magnetic glass Z-bracket mounting hardware Cleaning instructions 	1 Style number 2 Size (see below under Required Selections) 3 Back painted glass color number ▶ See <i>Surface Materials</i> , page 600.

Size	Required Selections	U.S. Price	Required to Specify
	Horizontal		
	• 48"H x 48"W	Prices below	Specify with 48"H x 48"W.
	• 48"H x 72"W	Prices below	Specify with 48"H x 72"W.
	• 48"H x 96"W	Prices below	Specify with 48"H x 96"W.
	Vertical		
	• 72"H x 48"W	Prices below	Specify with 72"H x 48"W.
	• 96"H x 48"W	Prices below	Specify with 96"H x 48"W.

Specification Information			
Style Number	Dimensions		U.S. Price
	W	H	
PVGLASS	Horizontal		
	48"	48"	\$2396
	72"	48"	\$3354
	96"	48"	\$4237
	Vertical		
	48"	72"	\$3354
	48"	96"	\$4237

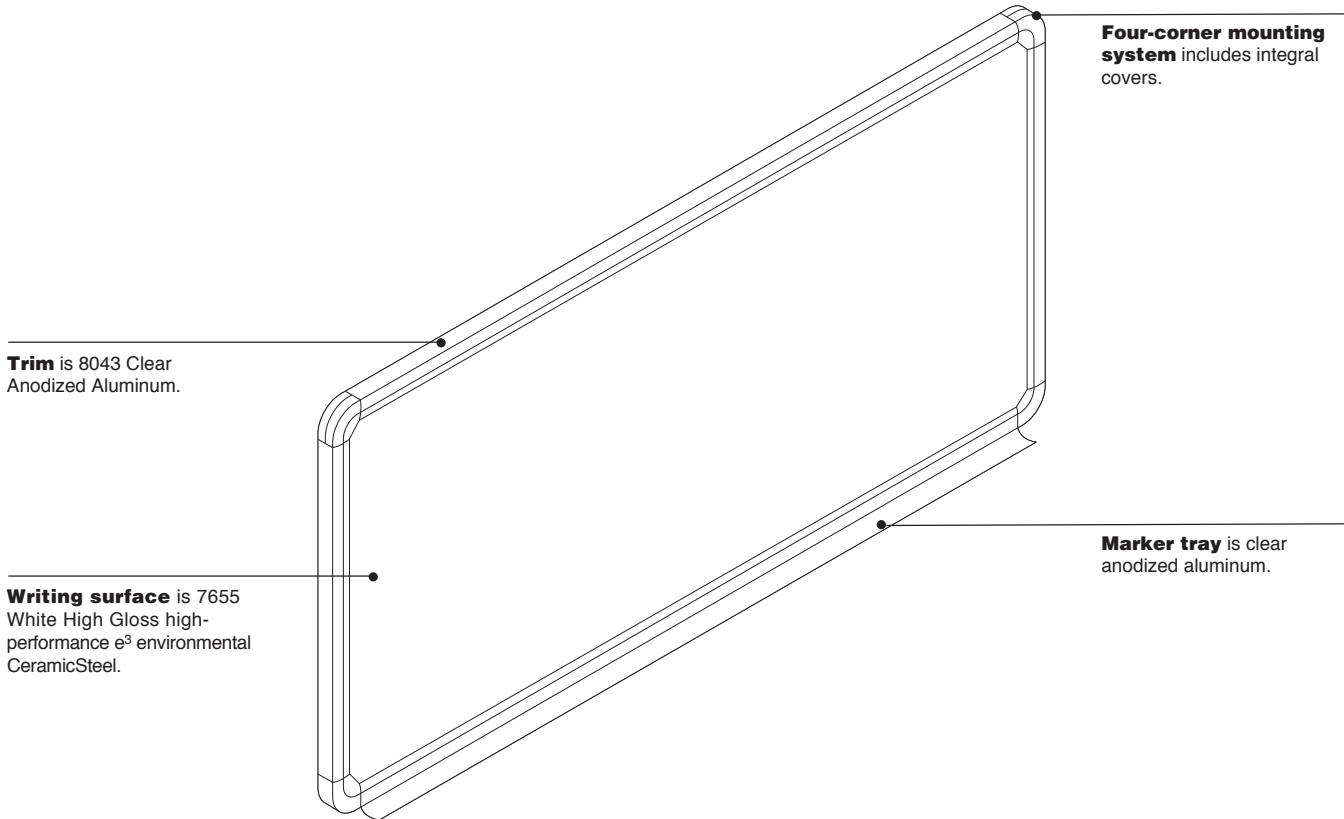
Whiteboards and Tackboards

Products on this page are ordered through the Polyvision catalog (PDX).

 **For Canadian Pricing**
 Multiply U.S. Price by the Canadian price factor.
 ▶ See page 1 for details.

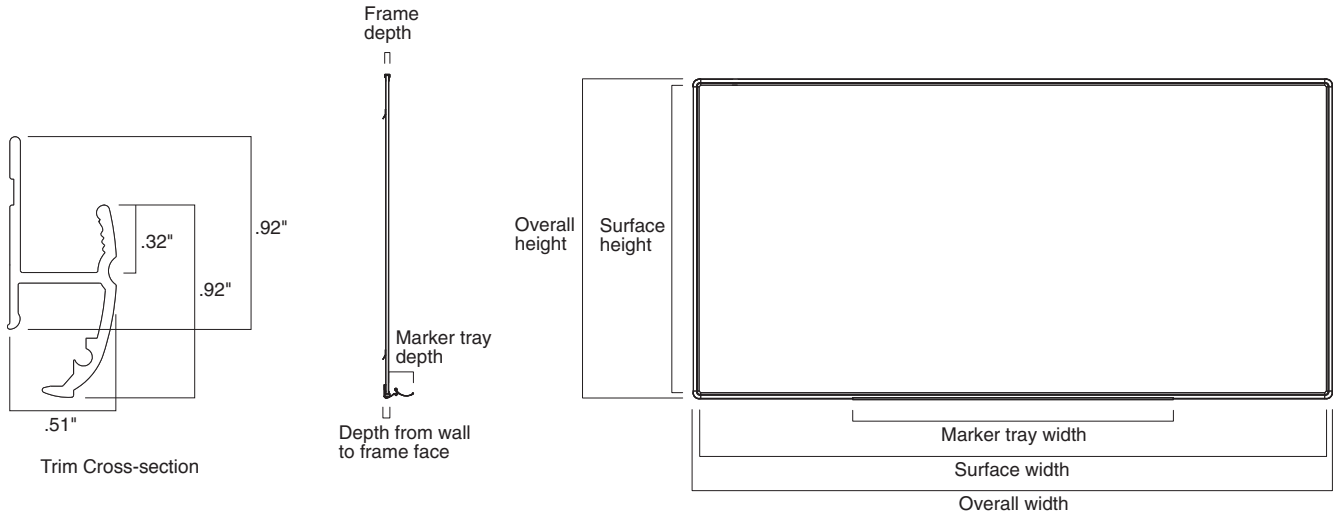
Senti Series

The Senti Series has clean lines, a lightweight body, and compact scale which make it the ideal small to mid-size board. ▶ Specifying, page 545



Actual Dimensions

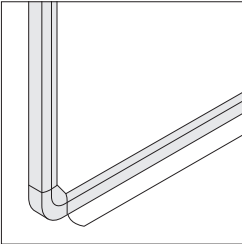
	CSTM0218	CSTM032	CSTM043	CSTM044
Overall Width	24" or 610 mm	36" or 914 mm	48" or 1219 mm	48" or 1219 mm
Surface Width	22 ¹ / ₈ " or 563 mm	34 ¹ / ₈ " or 868 mm	46 ¹ / ₈ " or 1172 mm	46 ¹ / ₈ " or 1172 mm
Marker Tray Width	21 ⁵ / ₈ " or 551 mm	33 ⁵ / ₈ " or 856 mm	45 ⁵ / ₈ " or 1160 mm	45 ⁵ / ₈ " or 1160 mm
Overall Height	18" or 457 mm	24" or 610 mm	36" or 914 mm	48" or 1219 mm
Surface Height	16 ¹ / ₈ " or 410 mm	22 ¹ / ₈ " or 563 mm	34 ¹ / ₈ " or 868 mm	46 ¹ / ₈ " or 1172 mm
Frame Depth	1/2" or 13 mm	1/2" or 13 mm	1/2" or 13 mm	1/2" or 13 mm
Depth from Wall to Frame Face	9/16" or 14 mm	9/16" or 14 mm	9/16" or 14 mm	9/16" or 14 mm
Marker Tray Depth	1 ³ / ₈ " or 35 mm	1 ³ / ₈ " or 35 mm	1 ³ / ₈ " or 35 mm	1 ³ / ₈ " or 35 mm
Weight (lbs)	6 ³ / ₈ lb	12 ³ / ₄ lb	25 ¹ / ₂ lb	34 lb
Weight (kgs)	2.9 kg	5.8 kg	11.6 kg	15.4 kg



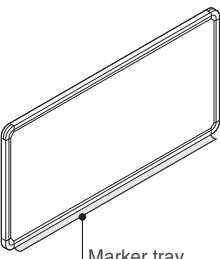
CSTM054	CSTM064
60" or 1524 mm	72" or 1829 mm
56 ¹ / ₈ " or 1427 mm	70 ¹ / ₈ " or 1781 mm
57 ⁵ / ₈ " or 1465 mm	57 ⁵ / ₈ " or 1465 mm
48" or 1219 mm	48" or 1219 mm
46 ¹ / ₈ " or 1172 mm	46 ¹ / ₈ " or 1172 mm
1/2" or 13 mm	1/2" or 13 mm
9/16" or 14 mm	9/16" or 14 mm
1 ³ / ₈ " or 35 mm	1 ³ / ₈ " or 35 mm
42 ¹ / ₂ lb	51 lb
19.3 kg	23.1 kg

Senti Series, continued

Product Details

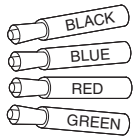


Trim is clear anodized aluminum.

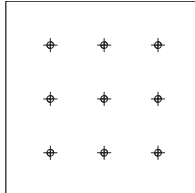


Marker tray

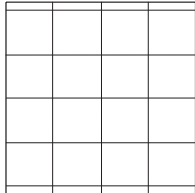
Marker tray is clear anodized aluminum.



Package of four dry-erase markers (black, blue, red, and green) and one eraser is included with whiteboards.



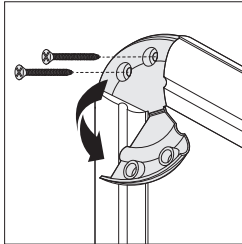
7656
Circular dots
at 2" intervals



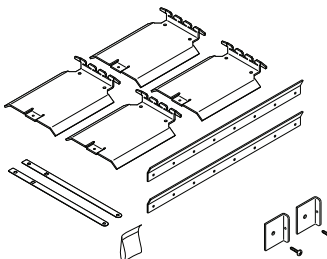
7657
2" x 2"
Grid pattern

Optional screen print selections are available to assist on writing or drawing on the board. Options are 7656 Circular Dot or 7657 Grid Pattern. Screenprint is not visible at a distance greater than 3' (0.9 meters).

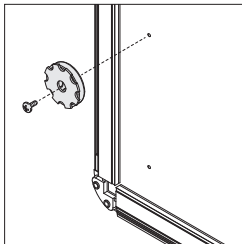
Connections



Standard mount is a four-corner mounting system, including integral covers.

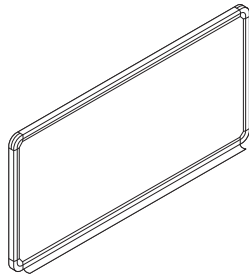


On/off module bracket application allows for Premium Whiteboards to be mounted on Privacy Wall, Answer, or Kick using a standard metal cleat-mounting system.



Magnetic mount option enables Senti boards up to 48" x 48" to be mounted on flat, painted steel surfaces only.

Senti Series X4/24



Tip: Screen print option is not available on 24"W x 18"H screens. Specify 7656 Circular Dot or 7657 Grid Pattern.

Tip: Magnetic-mount brackets are not available on 60"W x 48"H or 72"W x 48"H screens.

Tip: See CeramicSteel Cleaning/Daily Care and Maintenance for additional information.
▶ Page 502

Standard Includes	Required to Specify
<ul style="list-style-type: none"> ▶ Need help? Product details, page 542 e³ environmental CeramicSteel writing surface: 7655 White High Gloss Frame and marker tray: 8043 Clear Anodized Aluminum Four-corner mounting system with integral covers Package of four dry-erase markers (black, blue, red, and green) and one eraser 	<ul style="list-style-type: none"> 1 Style number 2 Options, if selected (see below)

Options	U.S. Price	Required to Specify
Screen print in 7656 Circular Dot or 7657 Grid Pattern		
Surface Materials		
• 36"W x 24"H	+\$124	Specify with screen print and select pattern number.
• 48"W x 36"H	+\$279	Specify with screen print and select pattern number.
• 48"W x 48"H	+\$361	Specify with screen print and select pattern number.
• 60"W x 48"H	+\$455	Specify with screen print and select pattern number.
• 72"W x 48"H	+\$547	Specify with screen print and select pattern number.
Brackets		
• On- and off-module brackets	+\$183	Specify with on- and off-module brackets.
• Magnetic-mount brackets	+\$124	Specify with magnetic-mount brackets.
Related Products		▶ Page 596

Specification Information				
• Dimensions			• Style	• U.S.
D	W	H	Number	Base Price
1/2"	24"	18"	CSTM0218 X4/24	\$421
1/2"	36"	24"	CSTM032 X4/24	\$458
1/2"	48"	36"	CSTM043 X4/24	\$590
1/2"	48"	48"	CSTM044 X4/24	\$697
1/2"	60"	48"	CSTM054 X4/24	\$743
1/2"	72"	48"	CSTM064 X4/24	\$841

Whiteboards and Tackboards

For Canadian Pricing
Multiply U.S. Price by the Canadian price factor.
▶ See page 1 for details.

X4/24 = Last order entry
April 14, 2024

Edge Series

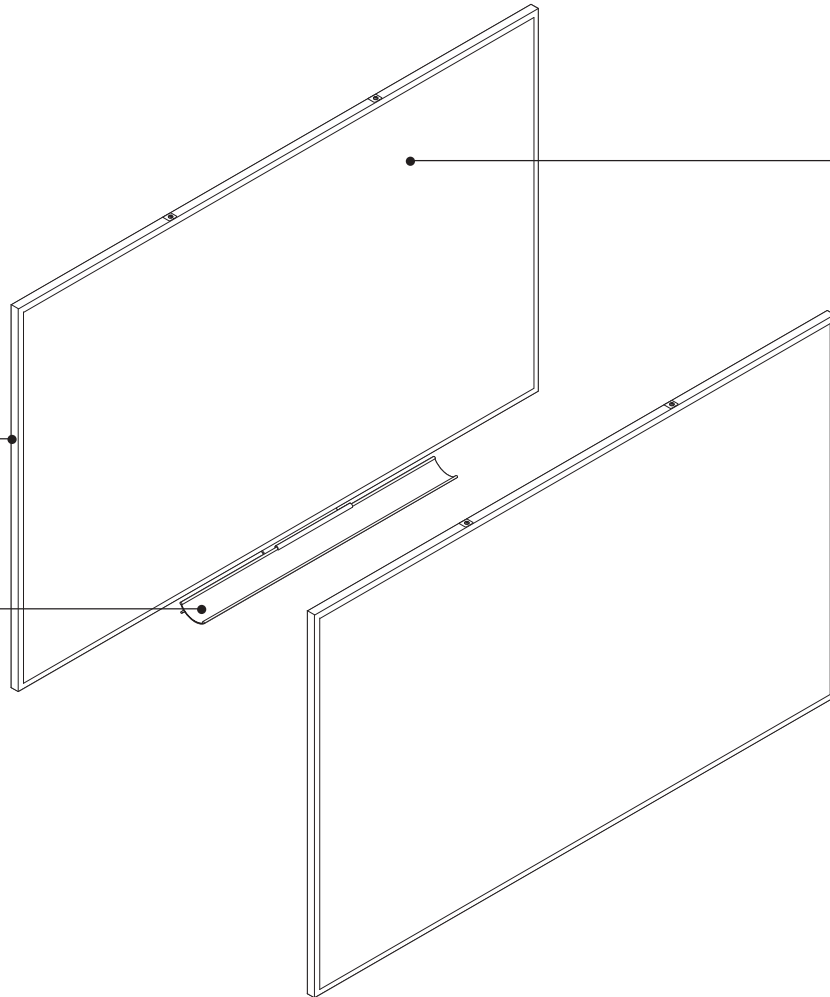
Edge Series features clean lines, offering more writing or tackable surface with less trim.
 ▶ Specifying, page 550

For custom capability and parametrics for special sizes, please see *Parametric Whiteboards and Tackboards*.
 ▶ See page 570

Trim is 8043 Clear Anodized Aluminum.

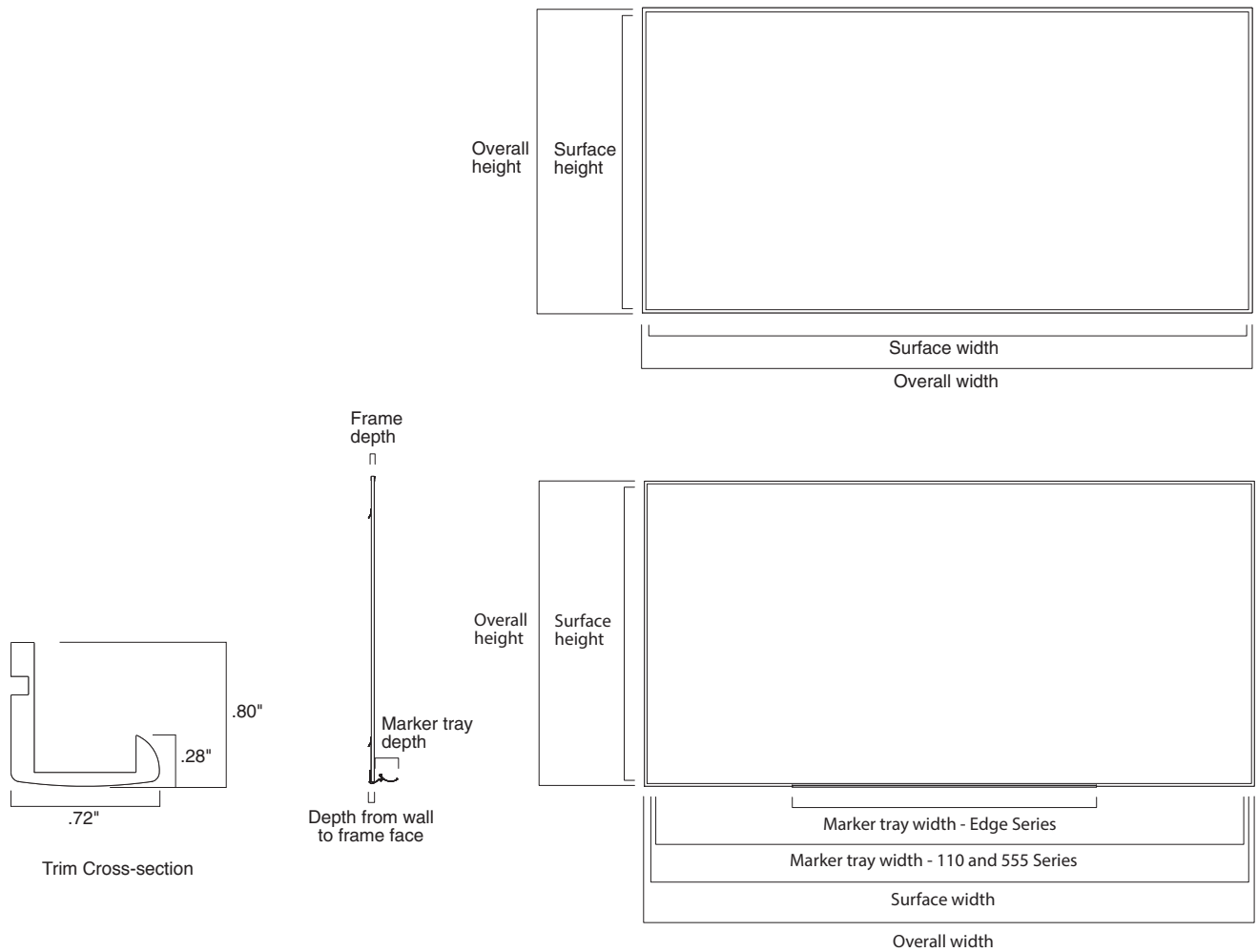
Marker tray is clear anodized aluminum and matches the aluminum trim.

Writing surface is 7655 White High Gloss high-performance e³ environmental CeramicSteel.



Actual Dimensions

	CEDM0218	CEDM032	CEDM043 CEDT043	CEDM044 CEDT044	CEDM054 CEDT054
Overall Width	24 ¹ / ₄ " or 616 mm	36 ¹ / ₄ " or 921 mm	48 ¹ / ₄ " or 1226 mm	48 ¹ / ₄ " or 1226 mm	60 ¹ / ₄ " or 1530 mm
Surface Width	23 ³ / ₄ " or 603 mm	35 ³ / ₄ " or 908 mm	47 ³ / ₄ " or 1213 mm	47 ³ / ₄ " or 1213 mm	59 ³ / ₄ " or 1518 mm
Marker Tray Width	18" or 457 mm	24" or 610 mm	36" or 914 mm	36" or 914 mm	48" or 1219 mm
Overall Height	18 ¹ / ₄ " or 464 mm	24 ¹ / ₄ " or 616 mm	36 ¹ / ₄ " or 921 mm	48 ¹ / ₄ " or 1226 mm	48 ¹ / ₄ " or 1226 mm
Surface Height	17 ⁷ / ₈ " or 454 mm	23 ⁷ / ₈ " or 606 mm	35 ⁷ / ₈ " or 911 mm	47 ⁷ / ₈ " or 1216 mm	47 ⁷ / ₈ " or 1216 mm
Frame Depth	³ / ₄ " or 19 mm	³ / ₄ " or 19 mm	³ / ₄ " or 19 mm	³ / ₄ " or 19 mm	³ / ₄ " or 19 mm
Depth from Wall to Frame Face	1 ¹ / ₈ " or 29 mm	1 ¹ / ₈ " or 29 mm	1 ¹ / ₈ " or 29 mm	1 ¹ / ₈ " or 29 mm	1 ¹ / ₈ " or 29 mm
Marker Tray Depth	3 ¹ / ₂ " or 89 mm	3 ¹ / ₂ " or 89 mm	3 ¹ / ₂ " or 89 mm	3 ¹ / ₂ " or 89 mm	3 ¹ / ₂ " or 89 mm
Weight (MB/TB) lbs	9 lb	18 lb	35 ⁷ / ₈ - 26 ³ / ₈ lb	47 ¹ / ₂ - 35 lb	59 ¹ / ₂ - 43 ⁷ / ₈ lb
Weight (kgs)	4.1 kg	8.2 kg	16.2 - 12 kg	27 - 19.9 kg	32.4 - 23.8 kg

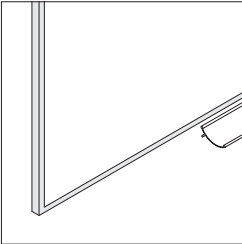


Whiteboards and Tackboards

CEDM064 CEDT064	CEDM084 CEDT084	CEDM104 CEDT104	CEDM124	CEDM164
72 ¹ / ₄ " or 1835 mm	96 ¹ / ₄ " or 2445 mm	120 ¹ / ₄ " or 3054 mm	144 ¹ / ₄ " or 3664 mm	192 ¹ / ₄ " or 4883 mm
71 ³ / ₄ " or 1822 mm	95 ³ / ₄ " or 2432 mm	119 ³ / ₄ " or 3042 mm	143 ³ / ₄ " or 3651 mm	191 ³ / ₄ " or 4870 mm
48" or 1219 mm	48" or 1219 mm	60" or 1524 mm	72" or 1829 mm	96" or 2438 mm
48 ¹ / ₄ " or 1226 mm	48 ¹ / ₄ " or 1226 mm	48 ¹ / ₄ " or 1226 mm	48 ¹ / ₄ " or 1226 mm	48 ¹ / ₄ " or 1226 mm
47 ⁷ / ₈ " or 1216 mm	47 ⁷ / ₈ " or 1216 mm	47 ⁷ / ₈ " or 1216 mm	47 ⁷ / ₈ " or 1216 mm	47 ⁷ / ₈ " or 1216 mm
3/4" or 19 mm	3/4" or 19 mm	3/4" or 19 mm	3/4" or 19 mm	3/4" or 19 mm
1 ¹ / ₈ " or 29 mm	1 ¹ / ₈ " or 29 mm	1 ¹ / ₈ " or 29 mm	1 ¹ / ₈ " or 29 mm	1 ¹ / ₈ " or 29 mm
3 ¹ / ₂ " or 89 mm	3 ¹ / ₂ " or 89 mm	3 ¹ / ₂ " or 89 mm	3 ¹ / ₂ " or 89 mm	3 ¹ / ₂ " or 89 mm
71 ¹ / ₃ - 52 ¹ / ₂ lb	95 - 70 lb	118 ³ / ₄ - 87 ³ / ₈ lb	142 ³ / ₈ lb	189 ⁷ / ₈ lb
32.4 - 23.8 kg	43.1 - 31.7 kg	53.8 - 39.6 kg	64.6 kg	86.1 kg

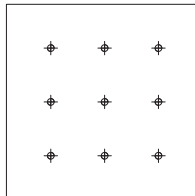
Edge Series, continued

Product Details

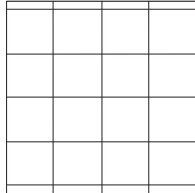


Trim is clear anodized aluminum.

Optional trim is 4750 Champagne Metallic.

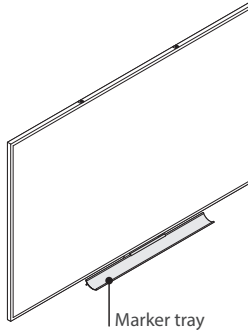


7656
Circular dots
at 2" intervals



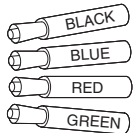
7657
2" x 2"
Grid pattern

Optional screen print selections are available to assist on writing or drawing on the board. Options are 7656 Circular Dot or 7657 Grid Pattern. Screenprint is not visible at a distance greater than 3' (0.9 meters).

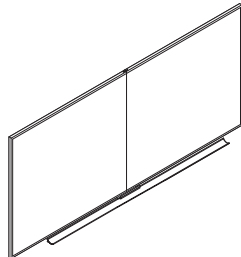


Marker tray

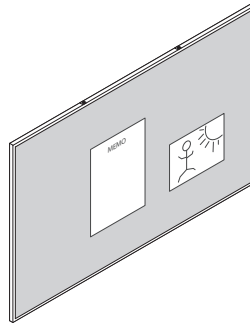
Marker tray is clear anodized aluminum.



Package of four dry-erase markers (black, blue, red, and green) and one eraser is included with whiteboards.

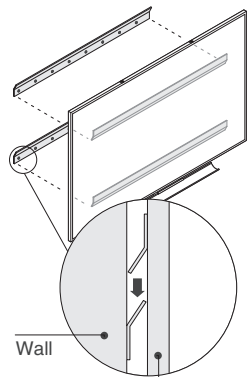


Spline joints allow larger format boards to be delivered in two equal pieces and require assembly on-site. There will be a visible seam where the boards are joined that will not hinder the performance or writeability of the board in any way.



Tackable surface on tackboards is available in a selection of standard or Select Surface fabrics. COM is also available.
▶ Page 600

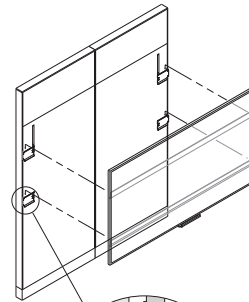
Connections



Wall

Whiteboard or tackboard

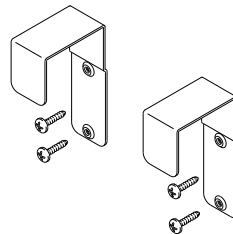
Standard mount is an easy mount metal cleat-mounting system.



Wall

Whiteboard or tackboard

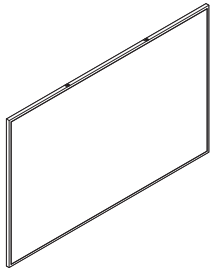
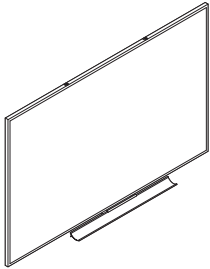
On/off module bracket application allows for Premium Whiteboards to be mounted on Privacy Wall, Answer, or Kick using a standard metal cleat-mounting system.



2" over panel bracket/hook mounting system allows for Premium Whiteboards to be mounted on Kick and Avenir.

3" over panel bracket/hook mounting system allows for Premium Whiteboards to be mounted on Answer and Montage.

Edge Series X10/23



Tip: Screen print option is not available on 144"W x 48"H to 192"W x 48"H screens. Specify 7656 Circular Dot or 7657 Grid Pattern.

Tip: See CeramicSteel Cleaning/Daily Care and Maintenance for additional information.

▶ Page 502



For Canadian Pricing
Multiply U.S. Price by the Canadian price factor.
▶ See page 1 for details.

Standard Includes	Required to Specify
<ul style="list-style-type: none"> ▶ Need help? Product details, page 546 • e³ environmental CeramicSteel writing surface: 7655 White High Gloss • Fabric over 3/8" fiberboard on tackboards, if selected • Frame and marker tray: 8043 Clear Anodized Aluminum • Metal cleat mounting system • Package of four dry-erase markers (black, blue, red, and green) and one eraser (whiteboard only) 	<ol style="list-style-type: none"> 1 Style number 2 Fabric color number for tackboard, if selected 3 Options, if selected (see below) <p>▶ See <i>Surface Materials</i>, page 600</p>

Options	U.S. Price	Required to Specify
Surface Materials		
Screen print in 7656 Circular Dot or 7657 Grid Pattern		
• 36"W x 24"H	+\$124	Specify <i>with screen print</i> and select pattern number.
• 48"W x 36"H	+\$279	Specify <i>with screen print</i> and select pattern number.
• 48"W x 48"H	+\$361	Specify <i>with screen print</i> and select pattern number.
• 60"W x 48"H	+\$455	Specify <i>with screen print</i> and select pattern number.
• 72"W x 48"H	+\$547	Specify <i>with screen print</i> and select pattern number.
• 96"W x 48"H	+\$729	Specify <i>with screen print</i> and select pattern number.
• 120"W x 48"H	+\$908	Specify <i>with screen print</i> and select pattern number.

Fabric surface on tackboards

• Fabric price group 1	No cost	Specify fabric color number.
• Fabric price group 2		
– 48"W x 36"H to 48"W x 48"H	+\$ 65	Specify fabric color number.
– 60"W x 48"H	+\$ 77	Specify fabric color number.
– 72"W x 48"H	+\$ 84	Specify fabric color number.
– 96"W x 48"H	+\$ 87	Specify fabric color number.
– 120"W x 48"H	+\$ 98	Specify fabric color number.
• Fabric price group 3		
– 48"W x 36"H to 48"W x 48"H	+\$ 81	Specify fabric color number.
– 60"W x 48"H	+\$ 98	Specify fabric color number.
– 72"W x 48"H	+\$113	Specify fabric color number.
– 96"W x 48"H	+\$117	Specify fabric color number.
– 120"W x 48"H	+\$137	Specify fabric color number.
• Fabric price group 4		
– 48"W x 36"H to 48"W x 48"H	+\$114	Specify fabric color number.
– 60"W x 48"H	+\$145	Specify fabric color number.
– 72"W x 48"H	+\$179	Specify fabric color number.
– 96"W x 48"H	+\$195	Specify fabric color number.
– 120"W x 48"H	+\$233	Specify fabric color number.
• Fabric price group 5		
– 48"W x 36"H to 48"W x 48"H	+\$147	Specify fabric color number.
– 60"W x 48"H	+\$182	Specify fabric color number.
– 72"W x 48"H	+\$222	Specify fabric color number.
– 96"W x 48"H	+\$243	Specify fabric color number.
– 120"W x 48"H	+\$292	Specify fabric color number.
• Fabric price group 6		
– 48"W x 36"H to 48"W x 48"H	+\$190	Specify fabric color number.
– 60"W x 48"H	+\$232	Specify fabric color number.
– 72"W x 48"H	+\$280	Specify fabric color number.
– 96"W x 48"H	+\$306	Specify fabric color number.
– 120"W x 48"H	+\$362	Specify fabric color number.
• Fabric price group 7		
– 48"W x 36"H to 48"W x 48"H	+\$239	Specify fabric color number.
– 60"W x 48"H	+\$287	Specify fabric color number.
– 72"W x 48"H	+\$343	Specify fabric color number.
– 96"W x 48"H	+\$376	Specify fabric color number.
– 120"W x 48"H	+\$438	Specify fabric color number.

▶ Options, continued on next page

X10/23 = Last order entry
October 15, 2023

► Options, continued from previous page

	Options	U.S. Price	Required to Specify
Surface Materials, continued	Fabric surface on tackboards, continued		
	• Fabric price group 8		
	– 48"W x 36"H to 48"W x 48"H	+\$294	Specify fabric color number.
	– 60"W x 48"H	+\$344	Specify fabric color number.
	– 72"W x 48"H	+\$405	Specify fabric color number.
	– 96"W x 48"H	+\$440	Specify fabric color number.
	– 120"W x 48"H	+\$506	Specify fabric color number.
	• Fabric price group 9		
	– 48"W x 36"H to 48"W x 48"H	+\$358	Specify fabric color number.
	– 60"W x 48"H	+\$413	Specify fabric color number.
	– 72"W x 48"H	+\$482	Specify fabric color number.
	– 96"W x 48"H	+\$519	Specify fabric color number.
	– 120"W x 48"H	+\$592	Specify fabric color number.
	• Fabric price group 10		
– 48"W x 36"H to 48"W x 48"H	+\$425	Specify fabric color number.	
– 60"W x 48"H	+\$485	Specify fabric color number.	
– 72"W x 48"H	+\$559	Specify fabric color number.	
– 96"W x 48"H	+\$602	Specify fabric color number.	
– 120"W x 48"H	+\$678	Specify fabric color number.	
• Fabric price group COM	+\$ 26	► See <i>Surface Materials Reference Manual</i> .	
	Frame		
• 24"W x 18"H	+\$ 80	Specify with 4750 Champagne Metallic trim.	
• 36"W x 24"H	+\$112	Specify with 4750 Champagne Metallic trim.	
• 48"W x 36"H	+\$160	Specify with 4750 Champagne Metallic trim.	
• 48"W x 48"H	+\$181	Specify with 4750 Champagne Metallic trim.	
• 60"W x 48"H	+\$199	Specify with 4750 Champagne Metallic trim.	
• 72"W x 48"H	+\$226	Specify with 4750 Champagne Metallic trim.	
• 96"W x 48"H	+\$268	Specify with 4750 Champagne Metallic trim.	
• 120"W x 48"H	+\$314	Specify with 4750 Champagne Metallic trim.	
• 144"W x 48"H	+\$363	Specify with 4750 Champagne Metallic trim.	
• 192"W x 48"H	+\$446	Specify with 4750 Champagne Metallic trim.	
	On- and Off-Module Brackets		
• Available on 24"W x 18"H to 192"W x 48"H whiteboards	+\$183	Specify with on- and off-module brackets.	
	Over Panel Bracket/Hook		
Available on 24"W x 18"H to 60"W x 48"H whiteboards			
• 2" over panel bracket/hook	+\$124	Specify with 2" over panel brackets.	
• 3" over panel bracket/hook	+\$124	Specify with 3" over panel brackets.	
	Spline Joint		
• Available on 120"W x 48"H to 192"W x 48"H whiteboards	+\$366	Specify with XSPL spline joint.	
	Related Products		
• Accessories		► Page 596	

Tip: 2" over panel bracket/hook can be used with Kick and Avenir.

Tip: 3" over panel bracket/hook can be used with Answer and Montage.

► Specification Information, on next page



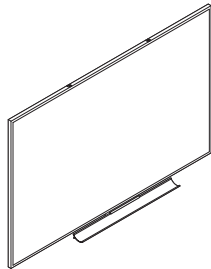
For Canadian Pricing
 Multiply U.S. Price by the Canadian price factor.
 ► See page 1 for details.

Edge Series, continued

► Options, on previous page

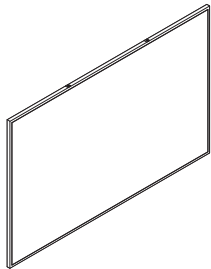
Specification Information

Dimensions			Style Number	U.S. Base Price
D	W	H		



Whiteboards

3/4"	24"	18"	CEDM0218 EX10/23	\$ 566
3/4"	36"	24"	CEDM032 EX10/23	\$ 617
3/4"	48"	36"	CEDM043 EX10/23	\$ 799
3/4"	48"	48"	CEDM044 EX10/23	\$ 839
3/4"	60"	48"	CEDM054 EX10/23	\$ 972
3/4"	72"	48"	CEDM064 EX10/23	\$1083
3/4"	96"	48"	CEDM084 EX10/23	\$1310
3/4"	120"	48"	CEDM104 EX10/23	\$1563
3/4"	144"	48"	CEDM124 EX10/23	\$1824
3/4"	192"	48"	CEDM164 EX10/23	\$2182



Tackboards

3/4"	48"	36"	CEDT043 EX10/23	\$ 799
3/4"	48"	48"	CEDT044 EX10/23	\$ 839
3/4"	60"	48"	CEDT054 EX10/23	\$ 972
3/4"	72"	48"	CEDT064 EX10/23	\$1083
3/4"	96"	48"	CEDT084 EX10/23	\$1310
3/4"	120"	48"	CEDT104 EX10/23	\$1563



For Canadian Pricing

Multiply U.S. Price by the Canadian price factor.

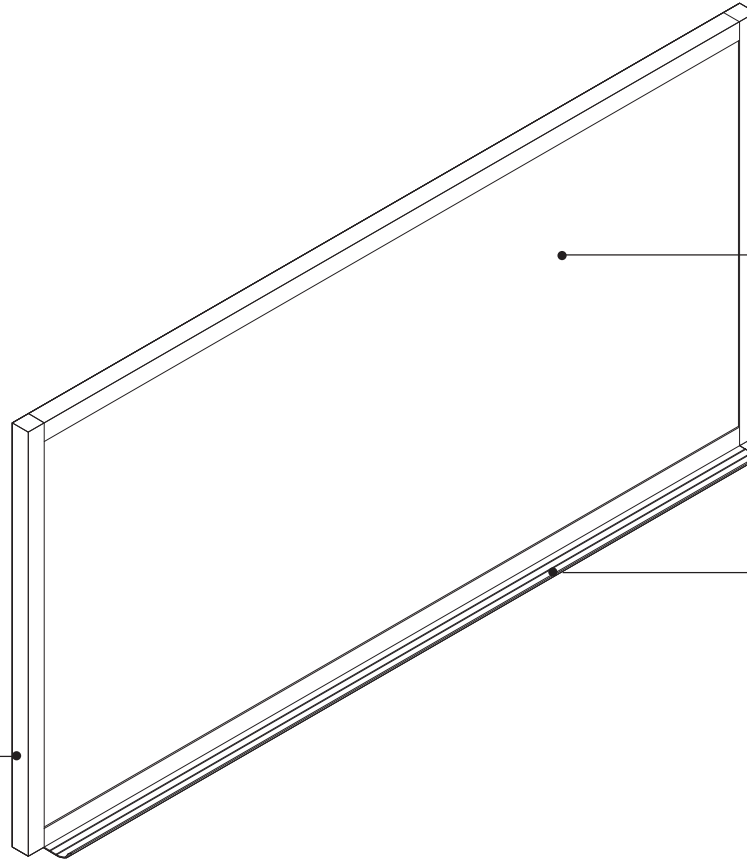
► See page 1 for details.

~~EX10/23~~ = Last order entry
October 15, 2023

110 Series

The value of the 110 Series makes it the foundation of the Steelcase Premium line. It's durability makes it perfect for hard-working environments such as corporate training rooms and classrooms.
 ▶ Specifying, page 558

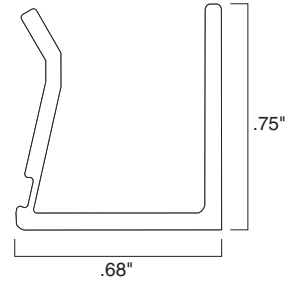
For custom capability and parametrics for special sizes, please see *Parametric Whiteboards and Tackboards*.
 ▶ See page 570



Writing surface is 7655 White High Gloss high-performance e³ environmental CeramicSteel.

Marker tray is full-width box style and is made of clear anodized aluminum.

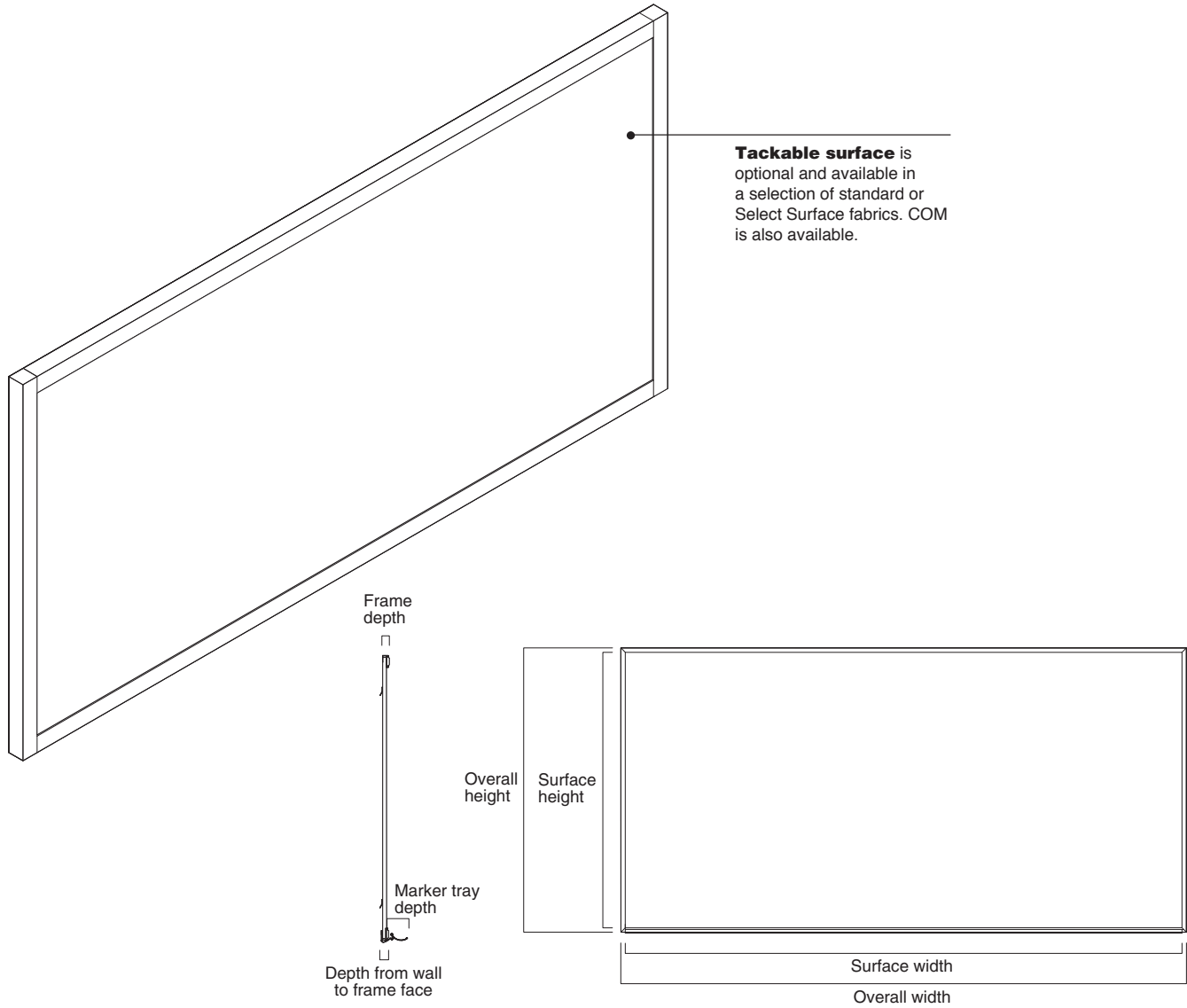
Trim is extruded 3/4" 8043 Clear Anodized Aluminum.



Trim Cross-section

Actual Dimensions

	M1140043 T1150043	M1140044 T1150044	M1140054 T1150054	M1140064 T1150064
Overall Width	36 1/4" or 921 mm	48 1/4" or 1226 mm	60 1/4" or 1530 mm	72 1/4" or 1835 mm
Surface Width	34 3/4" or 883 mm	46 3/4" or 1187 mm	58 3/4" or 1492 mm	70 3/4" or 1797 mm
Marker Tray Width	35 1/2" or 902 mm	46 1/2" or 1181 mm	58 1/2" or 1486 mm	70 1/2" or 1791 mm
Overall Height	48 1/4" or 1226 mm	48 1/4" or 1226 mm	48 1/4" or 1226 mm	48 1/4" or 1226 mm
Surface Height	46 5/8" or 1184 mm	46 5/8" or 1184 mm	46 5/8" or 1184 mm	46 5/8" or 1184 mm
Frame Depth	5/8" or 16 mm	5/8" or 16 mm	5/8" or 16 mm	5/8" or 16 mm
Depth from Wall to Frame Face	7/8" or 22 mm	7/8" or 22 mm	7/8" or 22 mm	7/8" or 22 mm
Marker Tray Depth	2 5/8" or 67 mm	2 5/8" or 67 mm	2 5/8" or 67 mm	2 5/8" or 67 mm
Weight (MB/TB) lbs	35 1/5 - 26 1/8 lb	35 - 33 1/2 lb	58 4/5 - 41 5/8 lb	70 1/2 - 50 3/8 lb
Weight MB/TB) kgs	16.0 - 11.4 kg	21.3 - 15.2 kg	26.7 - 19.0 kg	32.0 - 22.8 kg

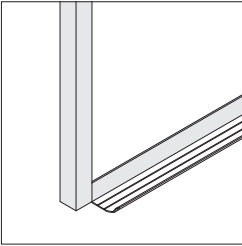


Whiteboards and Tackboards

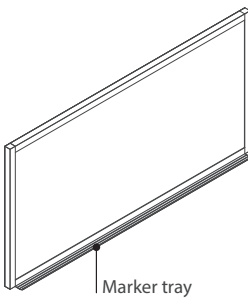
M1140084 T1150084	M1140104	M1140124	M1140164
96¼" or 2445 mm	120¼" or 3054 mm	144¼" or 3664 mm	192¼" or 4883 mm
94¾" or 2407 mm	118¾" or 3016 mm	142¾" or 3626 mm	190¾" or 4845 mm
94½" or 2400 mm	118½" or 3010 mm	142½" or 3620 mm	190½" or 4839 mm
48¼" or 1226 mm	48¼" or 1226 mm	48¼" or 1226 mm	48¼" or 1226 mm
46⅝" or 1184 mm	46⅝" or 1184 mm	46⅝" or 1184 mm	46⅝" or 1184 mm
⅝" or 16 mm	⅝" or 16 mm	⅝" or 16 mm	⅝" or 16 mm
⅞" or 22 mm	⅞" or 22 mm	⅞" or 22 mm	⅞" or 22 mm
2⅝" or 67 mm	2⅝" or 67 mm	2⅝" or 67 mm	2⅝" or 67 mm
94 - 67 lb	117½ lb	141 lb	188 lb
42.6 - 30.4 kg	53.3 kg	64.0 kg	85.0 kg

110 Series, continued

Product Details

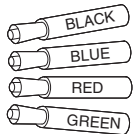


Trim is extruded 3/4" clear anodized aluminum.




Marker tray

Marker tray is box style and is made of clear anodized aluminum.



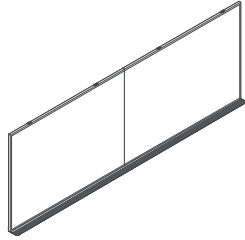
Package of four dry-erase markers (black, blue, red, and green) and one eraser is included with whiteboards.



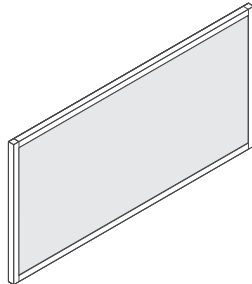
7658

Music staff lines
5 lines per staff

Optional screen print selection is available to assist on writing or drawing on the board. 7658 Music Staff Lines is available.

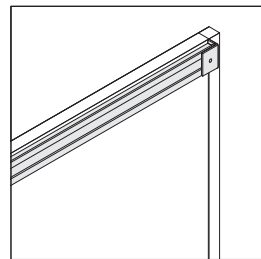


Spline joints allow larger format boards to be delivered in two equal pieces and require assembly on-site. There will be a visible seam where the boards and marker tray are joined that will not hinder the performance or writeability of the board in any way.

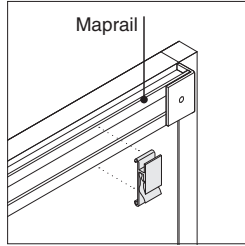


Tackable surface on tackboards is optional and available in a selection of standard or Select Surface fabrics. COM is also available.

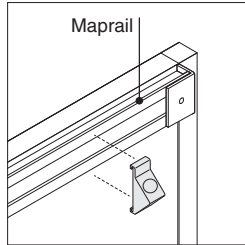
▶ Page 600



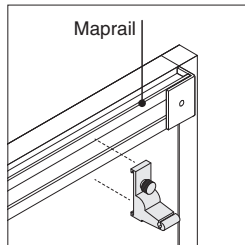
1" maprail is of cork construction and allows for versatility with accessories. Maprail is not available on tackboards.



1" map hook/clip allows for ease in hanging maps and charts for presentation purposes. 1" maprail must be ordered for this option. Map hook/clip is not available on tackboard.

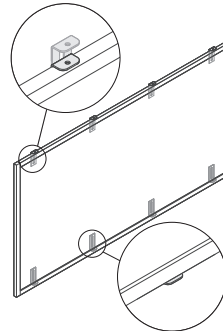


1" flag holder allows for convenient hanging of flags. 1" maprail must be ordered for this option. Flag holder is not available on tackboard.



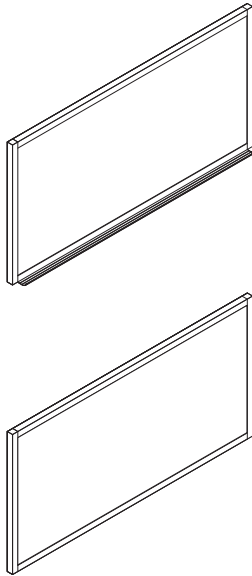
Roller bracket can be ordered if 1" maprail option is selected. Roller bracket is not available on tackboard.

Connections



Standard mount is wall-anchored mounting system.

110 Series



Standard Includes	Required to Specify
<ul style="list-style-type: none"> ▶ Need help? Product details, page 554 e³ environmental CeramicSteel writing surface: 7655 White High Gloss Fabric over 3/8" fiberboard on tackboards, if selected 3/4" frame and marker tray: 8043 Clear Anodized Aluminum Package of four dry-erase markers (black, blue, red, and green) and one eraser (whiteboard only) 	<ol style="list-style-type: none"> 1 Style number 2 Fabric color number for tackboard, if selected 3 Options, if selected (see below) <ul style="list-style-type: none"> ▶ See <i>Surface Materials</i>, page 600

Options	U.S. Price	Required to Specify
Surface Materials		
Screen print in 7658 Music Staff Lines		
• 36"W x 48"H	+\$273	Specify <i>with screen print</i> and select pattern number.
• 48"W x 36"H	+\$273	Specify <i>with screen print</i> and select pattern number.
• 48"W x 48"H	+\$355	Specify <i>with screen print</i> and select pattern number.
• 60"W x 48"H	+\$443	Specify <i>with screen print</i> and select pattern number.
• 72"W x 48"H	+\$537	Specify <i>with screen print</i> and select pattern number.
• 96"W x 48"H	+\$714	Specify <i>with screen print</i> and select pattern number.

Tip: Music Staff Lines screen print option is not available on 120"W x 48"H to 192"W x 48"H screens. Specify 7658 Music Staff Lines for pattern.


Tip: See *CeramicSteel Cleaning/Daily Care and Maintenance* for additional information.
▶ Page 502

Fabric surface on tackboards

• Fabric price group 1	No cost	Specify fabric color number.
• Fabric price group 2		Specify fabric color number.
– 36"W x 48"H to 48"W x 48"H	+\$ 65	Specify fabric color number.
– 60"W x 48"H	+\$ 77	Specify fabric color number.
– 72"W x 48"H	+\$ 84	Specify fabric color number.
– 96"W x 48"H	+\$ 87	Specify fabric color number.
• Fabric price group 3		Specify fabric color number.
– 36"W x 48"H to 48"W x 48"H	+\$ 81	Specify fabric color number.
– 60"W x 48"H	+\$ 98	Specify fabric color number.
– 72"W x 48"H	+\$113	Specify fabric color number.
– 96"W x 48"H	+\$117	Specify fabric color number.
• Fabric price group 4		Specify fabric color number.
– 36"W x 48"H to 48"W x 48"H	+\$114	Specify fabric color number.
– 60"W x 48"H	+\$145	Specify fabric color number.
– 72"W x 48"H	+\$179	Specify fabric color number.
– 96"W x 48"H	+\$195	Specify fabric color number.
• Fabric price group 5		Specify fabric color number.
– 36"W x 48"H to 48"W x 48"H	+\$147	Specify fabric color number.
– 60"W x 48"H	+\$182	Specify fabric color number.
– 72"W x 48"H	+\$222	Specify fabric color number.
– 96"W x 48"H	+\$243	Specify fabric color number.
• Fabric price group 6		Specify fabric color number.
– 36"W x 48"H to 48"W x 48"H	+\$190	Specify fabric color number.
– 60"W x 48"H	+\$232	Specify fabric color number.
– 72"W x 48"H	+\$280	Specify fabric color number.
– 96"W x 48"H	+\$306	Specify fabric color number.
• Fabric price group 7		Specify fabric color number.
– 36"W x 48"H to 48"W x 48"H	+\$239	Specify fabric color number.
– 60"W x 48"H	+\$287	Specify fabric color number.
– 72"W x 48"H	+\$343	Specify fabric color number.
– 96"W x 48"H	+\$376	Specify fabric color number.
• Fabric price group 8		Specify fabric color number.
– 36"W x 48"H to 48"W x 48"H	+\$294	Specify fabric color number.
– 60"W x 48"H	+\$344	Specify fabric color number.
– 72"W x 48"H	+\$405	Specify fabric color number.
– 96"W x 48"H	+\$440	Specify fabric color number.

▶ Options, continued on next page

 **For Canadian Pricing**
Multiply U.S. Price by the Canadian price factor.
▶ See page 1 for details.

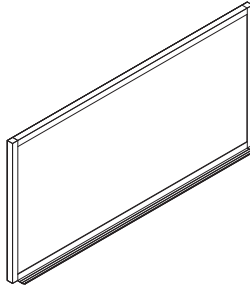
 = Last order entry
October 15, 2023

110 Series, continued

► Options, on previous page

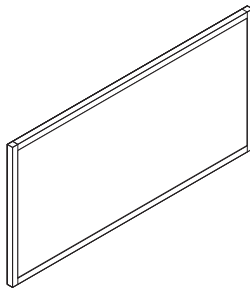
Specification Information

Dimensions			Style	U.S.
D	W	H	Number	Base Price



Whiteboards

3/4"	36"	48"	M1140034	✕10/23	\$ 457
3/4"	48"	36"	M1140043	✕10/23	\$ 457
3/4"	48"	48"	M1140044	✕10/23	\$ 532
3/4"	60"	48"	M1140054	✕10/23	\$ 633
3/4"	72"	48"	M1140064	✕10/23	\$ 738
3/4"	96"	48"	M1140084	✕10/23	\$ 929
3/4"	120"	48"	M1140104	✕10/23	\$1167
3/4"	144"	48"	M1140124	✕10/23	\$1379
3/4"	192"	48"	M1140164	✕10/23	\$1740



Tackboards

3/4"	36"	48"	T1150034	✕10/23	\$ 376
3/4"	48"	36"	T1150043	✕10/23	\$ 376
3/4"	48"	48"	T1150044	✕10/23	\$ 453
3/4"	60"	48"	T1150054	✕10/23	\$ 540
3/4"	72"	48"	T1150064	✕10/23	\$ 590
3/4"	96"	48"	T1150084	✕10/23	\$ 697



For Canadian Pricing

Multiply U.S. Price by the Canadian price factor.

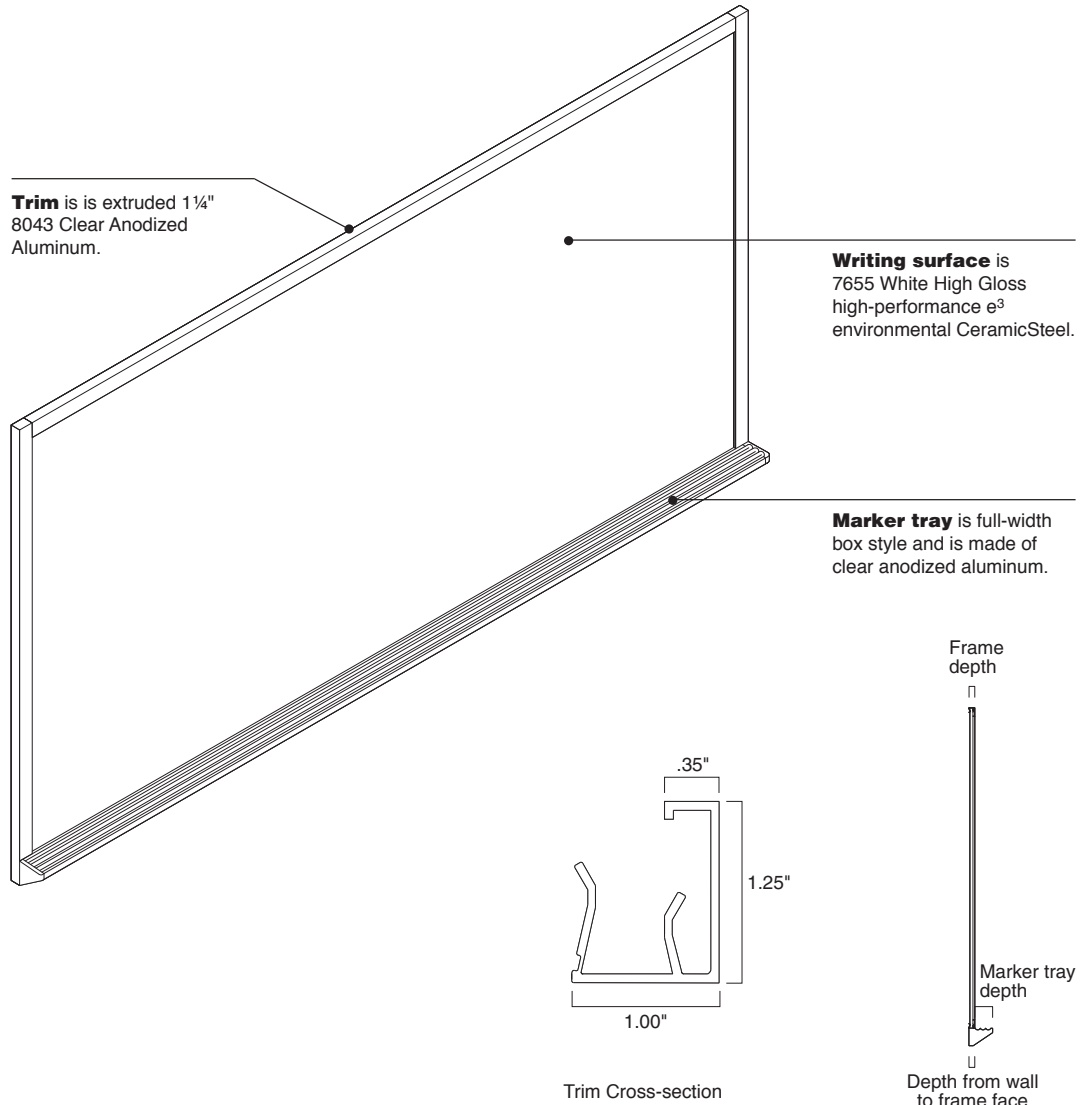
► See page 1 for details.

✕10/23 = Last order entry
October 15, 2023

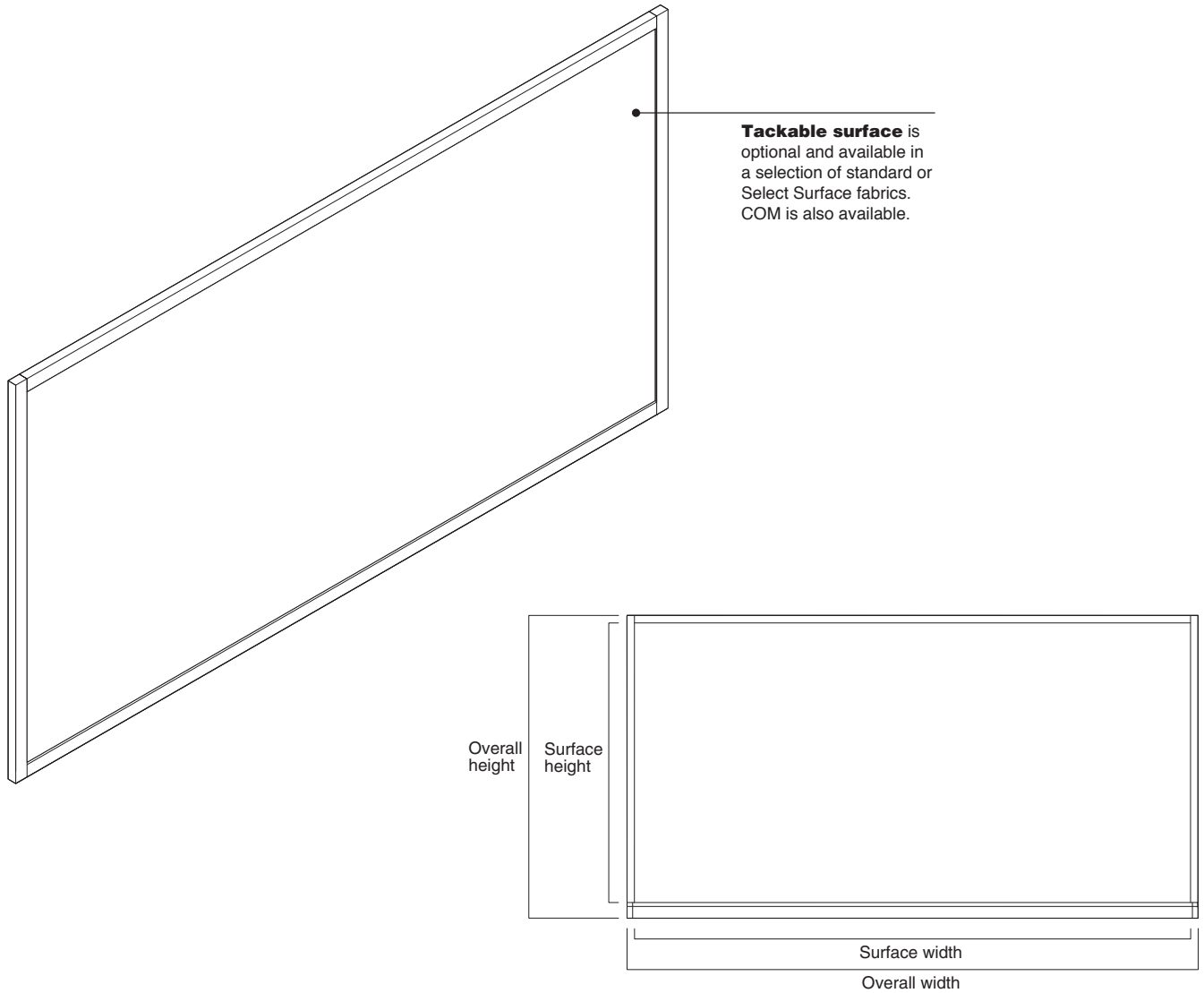
555 Series

The **555 Series** delivers the same quality and durability of the 110 Series with the added bonus of a boxed end marker tray.
 ▶ Specifying, page 566

For custom capability and parametrics for special sizes, please see *Parametric Whiteboards and Tackboards*.
 ▶ See page 570



Actual Dimensions				
	M5540034 T5550034	M5540043 T5550043	M5540044 T5550044	M5540054 T5550054
Overall Width	36 1/4" or 921 mm	48 1/4" or 1226 mm	48 1/4" or 1226 mm	60 1/4" or 1530 mm
Surface Width	33 3/4" or 857 mm	33 3/4" or 857 mm	45 3/4" or 1162 mm	57 3/4" or 1467 mm
Marker Tray Width	33 1/2" or 851 mm	33 1/2" or 851 mm	45 1/2" or 1156 mm	57 1/2" or 1461 mm
Overall Height	48 1/4" or 1226 mm	36 1/4" or 921 mm	48 1/4" or 1226 mm	48 1/4" or 1226 mm
Surface Height	44 1/2" or 1130 mm	44 1/2" or 1130 mm	44 1/2" or 1130 mm	44 1/2" or 1130 mm
Frame Depth	1" or 25 mm	1" or 25 mm	1" or 25 mm	1" or 25 mm
Depth from Wall to Frame Face	1" or 25 mm	1" or 25 mm	1" or 25 mm	1" or 25 mm
Marker Tray Depth	2 3/4" or 70 mm	2 3/4" or 70 mm	2 3/4" or 70 mm	2 3/4" or 70 mm
Weight (MB/TB) lbs	36 7/8 - 25 7/8 lb	36 7/8 - 25 7/8 lb	49 - 34 1/2 lb	61 3/8 - 43 1/8 lb
Weight MB/TB) kgs	16.7 - 11.7 kg	16.7 - 11.7 kg	22.2 - 15.7 kg	27.8 - 19.6 kg

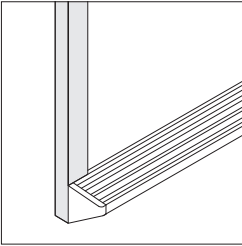


Whiteboards and Tackboards

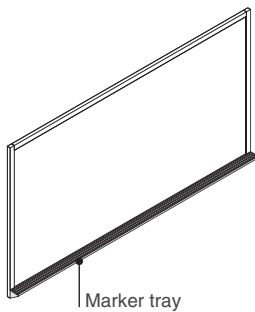
M5540064 T5550064	M5540084 T5550084	M5540104	M5540124	M5540164
72 ¹ / ₄ " or 1835 mm	96 ¹ / ₄ " or 2445 mm	120 ¹ / ₄ " or 3054 mm	144 ¹ / ₄ " or 3664 mm	192 ¹ / ₄ " or 4883 mm
69 ³ / ₄ " or 1772 mm	93 ³ / ₄ " or 2381 mm	117 ³ / ₄ " or 2991 mm	141 ³ / ₄ " or 3600 mm	189 ³ / ₄ " or 4820 mm
69 ¹ / ₂ " or 1765 mm	93 ¹ / ₂ " or 2375 mm	117 ¹ / ₂ " or 2985 mm	141 ¹ / ₂ " or 3594 mm	189 ¹ / ₂ " or 4813 mm
48 ¹ / ₄ " or 1226 mm	48 ¹ / ₄ " or 1226 mm	48 ¹ / ₄ " or 1226 mm	48 ¹ / ₄ " or 1226 mm	48 ¹ / ₄ " or 1226 mm
44 ¹ / ₂ " or 1130 mm	44 ¹ / ₂ " or 1130 mm	44 ¹ / ₂ " or 1130 mm	44 ¹ / ₂ " or 1130 mm	44 ¹ / ₂ " or 1130 mm
1" or 25 mm	1" or 25 mm	1" or 25 mm	1" or 25 mm	1" or 25 mm
1" or 25 mm	1" or 25 mm	1" or 25 mm	1" or 25 mm	1" or 25 mm
2 ³ / ₄ " or 70 mm	2 ³ / ₄ " or 70 mm	2 ³ / ₄ " or 70 mm	2 ³ / ₄ " or 70 mm	2 ³ / ₄ " or 70 mm
73 ¹ / ₂ - 51 ⁷ / ₈ lb	98 - 69 lb	122 ¹ / ₂ lb	147 lb	196 lb
33.3 - 23.5 kg	44.5 - 31.3 kg	55.6 kg	66.7 kg	88.9 kg

555 Series, continued

Product Details

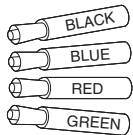


Trim is extruded 1 1/4" clear anodized aluminum.




Marker tray

Marker tray is box style and is made of clear anodized aluminum.



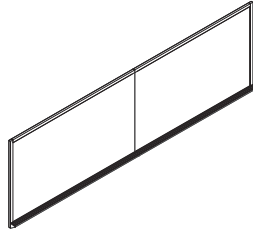
Package of four dry-erase markers (black, blue, red, and green) and one eraser is included with whiteboards.



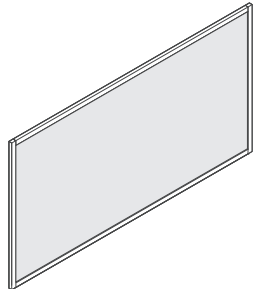
7658

Music staff lines
5 lines per staff

Optional screen print selection is available to assist on writing or drawing on the board. 7658 Music Staff Lines is available.

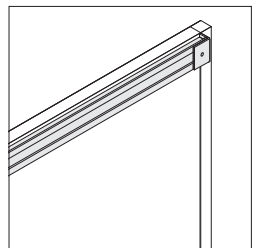


Spline joints allow larger format boards to be delivered in two equal pieces and require assembly on-site. There will be a visible seam where the boards and marker tray are joined that will not hinder the performance or writeability of the board in any way.

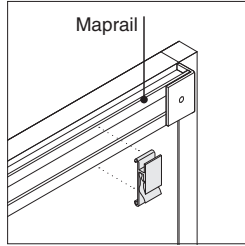


Tackable surface on tackboards is optional and available in a selection of standard or Select Surface fabrics. COM is also available.

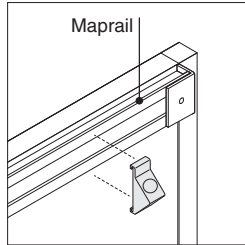
▶ Page 600



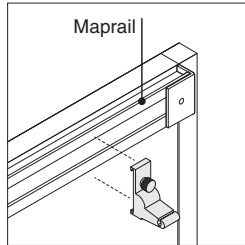
1" maprail is of cork construction and allows for versatility with accessories. Maprail is not available on tackboards.



1" map hook/clip allows for ease in hanging maps and charts for presentation purposes. 1" maprail must be ordered for this option. Map hook is not available on tackboard.

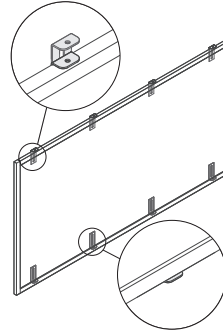


1" flag holder allows for convenient hanging of flags. 1" maprail must be ordered for this option. Flag holder is not available on tackboard.



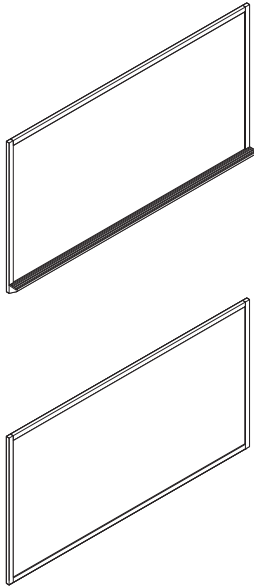
Roller bracket can be ordered if 1" maprail option is selected. Roller bracket is not available on tackboard.

Connections



Standard mount wall-anchored mounting system.

555 Series



Tip: Music Staff Lines screen print option is not available on 120"W x 48"H to 192"W x 48"H screens. Specify 7658 Music Staff Lines for pattern.

Tip: See CeramicSteel Cleaning/Daily Care and Maintenance for additional information.
 ▶ Page 502


Standard Includes	Required to Specify
<ul style="list-style-type: none"> ▶ Need help? Product details, page 562 e³ environmental CeramicSteel writing surface: 7655 White High Gloss Fabric over 3/8" fiberboard on tackboards, if selected 1 1/4" frame and marker tray: 8043 Clear Anodized Aluminum Package of four dry-erase markers (black, blue, red, and green) and one eraser, if whiteboard selected 	<ol style="list-style-type: none"> Style number Fabric color number for tackboard, if selected Options, if selected (see below) <ul style="list-style-type: none"> ▶ See <i>Surface Materials</i>, page 600

Surface Materials	Options	U.S. Price	Required to Specify
	Screen print in 7658 Music Staff Lines		
	• 36"W x 48"H	+\$273	Specify <i>with screen print</i> and select pattern number.
	• 48"W x 36"H	+\$273	Specify <i>with screen print</i> and select pattern number.
	• 48"W x 48"H	+\$355	Specify <i>with screen print</i> and select pattern number.
	• 60"W x 48"H	+\$443	Specify <i>with screen print</i> and select pattern number.
	• 72"W x 48"H	+\$537	Specify <i>with screen print</i> and select pattern number.
	• 96"W x 48"H	+\$714	Specify <i>with screen print</i> and select pattern number.

Fabric surface on tackboards		U.S. Price	Required to Specify
• Fabric price group 1		No cost	Specify fabric color number.
• Fabric price group 2			
– 36"W x 48"H to 48"W x 48"H	+\$ 65		Specify fabric color number.
– 60"W x 48"H	+\$ 77		Specify fabric color number.
– 72"W x 48"H	+\$ 84		Specify fabric color number.
– 96"W x 48"H	+\$ 87		Specify fabric color number.
• Fabric price group 3			
– 36"W x 48"H to 48"W x 48"H	+\$ 81		Specify fabric color number.
– 60"W x 48"H	+\$ 98		Specify fabric color number.
– 72"W x 48"H	+\$113		Specify fabric color number.
– 96"W x 48"H	+\$117		Specify fabric color number.
• Fabric price group 4			
– 36"W x 48"H to 48"W x 48"H	+\$114		Specify fabric color number.
– 60"W x 48"H	+\$145		Specify fabric color number.
– 72"W x 48"H	+\$179		Specify fabric color number.
– 96"W x 48"H	+\$195		Specify fabric color number.
• Fabric price group 5			
– 36"W x 48"H to 48"W x 48"H	+\$147		Specify fabric color number.
– 60"W x 48"H	+\$182		Specify fabric color number.
– 72"W x 48"H	+\$222		Specify fabric color number.
– 96"W x 48"H	+\$243		Specify fabric color number.
• Fabric price group 6			
– 36"W x 48"H to 48"W x 48"H	+\$190		Specify fabric color number.
– 60"W x 48"H	+\$232		Specify fabric color number.
– 72"W x 48"H	+\$280		Specify fabric color number.
– 96"W x 48"H	+\$306		Specify fabric color number.
• Fabric price group 7			
– 36"W x 48"H to 48"W x 48"H	+\$239		Specify fabric color number.
– 60"W x 48"H	+\$287		Specify fabric color number.
– 72"W x 48"H	+\$343		Specify fabric color number.
– 96"W x 48"H	+\$376		Specify fabric color number.
• Fabric price group 8			
– 36"W x 48"H to 48"W x 48"H	+\$294		Specify fabric color number.
– 60"W x 48"H	+\$344		Specify fabric color number.
– 72"W x 48"H	+\$405		Specify fabric color number.
– 96"W x 48"H	+\$440		Specify fabric color number.

▶ Options, continued on next page

 **For Canadian Pricing**
 Multiply U.S. Price by the Canadian price factor.
 ▶ See page 1 for details.

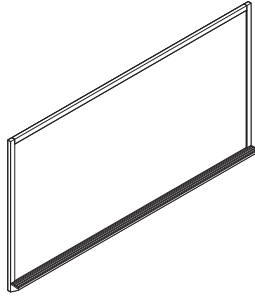
 = Last order entry
 October 15, 2023

555 Series, continued

► Options, on previous page

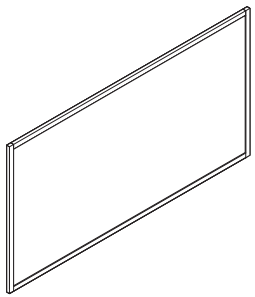
Specification Information

Dimensions			Style	U.S.
D	W	H	Number	Base Price



Whiteboards

1/2"	36"	48"	M5540034 X10/23	\$ 511
1/2"	48"	36"	M5540043 X10/23	\$ 511
1/2"	48"	48"	M5540044 X10/23	\$ 584
1/2"	60"	48"	M5540054 X10/23	\$ 692
1/2"	72"	48"	M5540064 X10/23	\$ 828
1/2"	96"	48"	M5540084 X10/23	\$1030
1/2"	120"	48"	M5540104 X10/23	\$1303
1/2"	144"	48"	M5540124 X10/23	\$1529
1/2"	192"	48"	M5540164 X10/23	\$1986



Tackboards

1/2"	36"	48"	T5550034 X10/23	\$ 432
1/2"	48"	36"	T5550043 X10/23	\$ 432
1/2"	48"	48"	T5550044 X10/23	\$ 504
1/2"	60"	48"	T5550054 X10/23	\$ 596
1/2"	72"	48"	T5550064 X10/23	\$ 670
1/2"	96"	48"	T5550084 X10/23	\$ 860



For Canadian Pricing

Multiply U.S. Price by the Canadian price factor.

► See page 1 for details.

X10/23 = Last order entry
October 15, 2023

Parametric Whiteboards and Tackboards

Understanding Parametrics

What is Parametric?

Parametrics is the ability for a customer to change dimensions of a product within pre-engineered limits.

Parametric Premium Whiteboards and Tackboards

allow for the specification of non-modular sizes in three trim levels to suit a variety of design applications. Customers do not have to go through the specials process for dimensional size changes, thus reducing lead times. The two style numbers are PWBWTBRD for whiteboards and PWBTKBRD for tackboards.

► Specifying, page 580

Three trim types are available:

- Edge Series
- 110 Series
- 555 Series

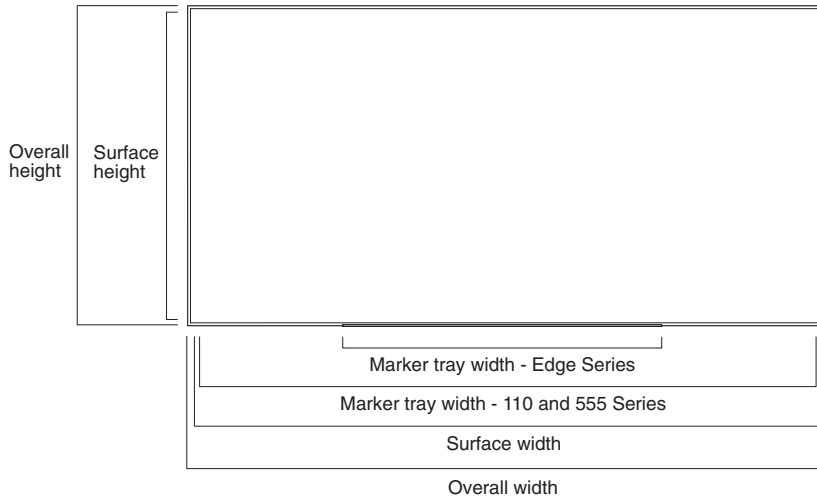
Parametric Polyvision whiteboards

allow for specification of non-modular sizes with or without edge framing, varying by product selected. Customers do not have to go through the specials process for dimensional size changes, thus reducing lead times.

The two style numbers for Polyvision whiteboards are **PVFLOWPM** for Flow and **SANSPM** for Sans.

Two edge options are available:

- Sans - frameless only, optional accented edgicolors
- Flow - anodized aluminum, framed or frameless



Overall Dimensions

Premium whiteboard and tackboard dimensions are available from 24.25"W to 192.25"W and 18.25"H to 48.25"H for whiteboards, and from 24.25"W to 120.25"W and 18.25"H to 48.25"H for tackboards. Dimensions can be ordered to the 1/16 of an inch within these ranges.

Polyvision whiteboard dimensions vary by product selected and orientation. Dimensions can be ordered to the 1/16 of an inch within these ranges. The marker tray option is not available for Sans or Flow parametric.

SANSPM the range of sizes is:

Horizontal:

Width: 24" to 144" (610 mm to 3658 mm)

Height: 24" to 46.625" (610 mm to 1184 mm)

Vertical:

Width: 24" to 46.625" (610 mm to 1184 mm)

Height: 46.6875" to 96" (1186 mm to 2438 mm)

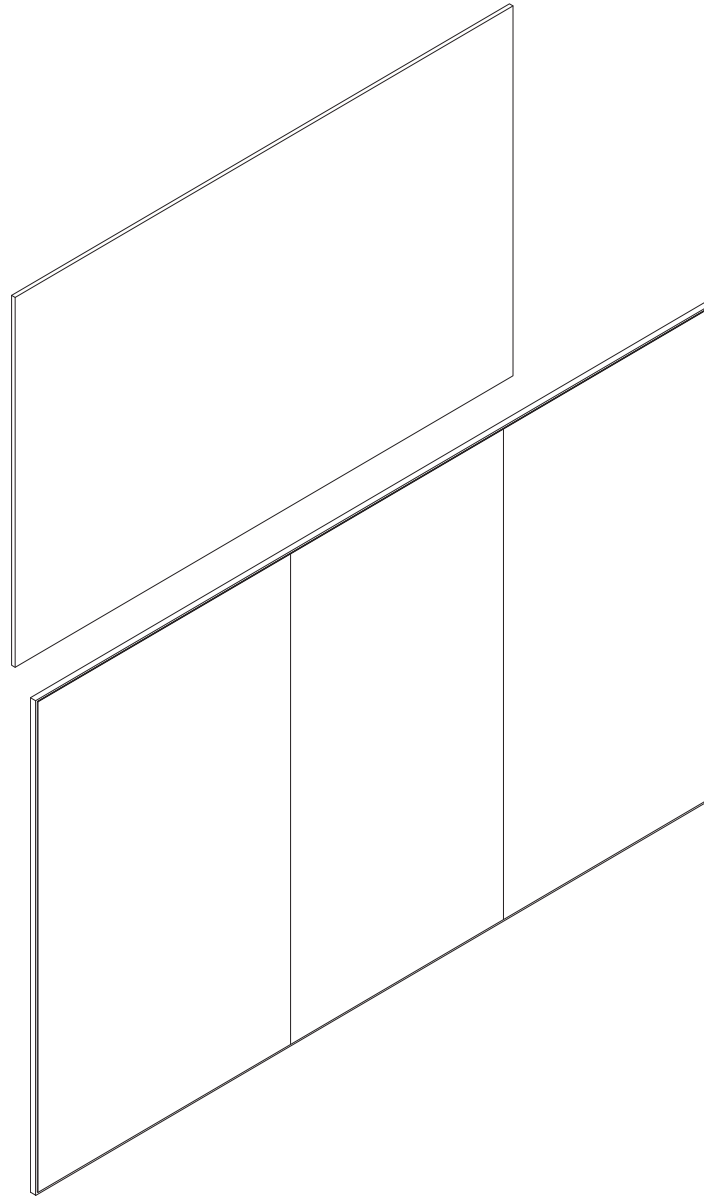
PVFLOWPM the range of sizes is:

Width: 46.6535" (1185 mm) The width for **PVFLOWPM** is a fixed dimension

Height: 60" to 96" (1524 mm to 2438 mm)

Accented edge optional for parametric Sans.

Trim optional for parametric Flow.



Writing surface is available in chalkboard or markerboard material types.

PVFLOWPM

- 7655 White High Gloss
- 7661 Gray Chalk 6502C CS
- 7671 Arctic White 2 CS
- PV09 Hygienic White Gloss

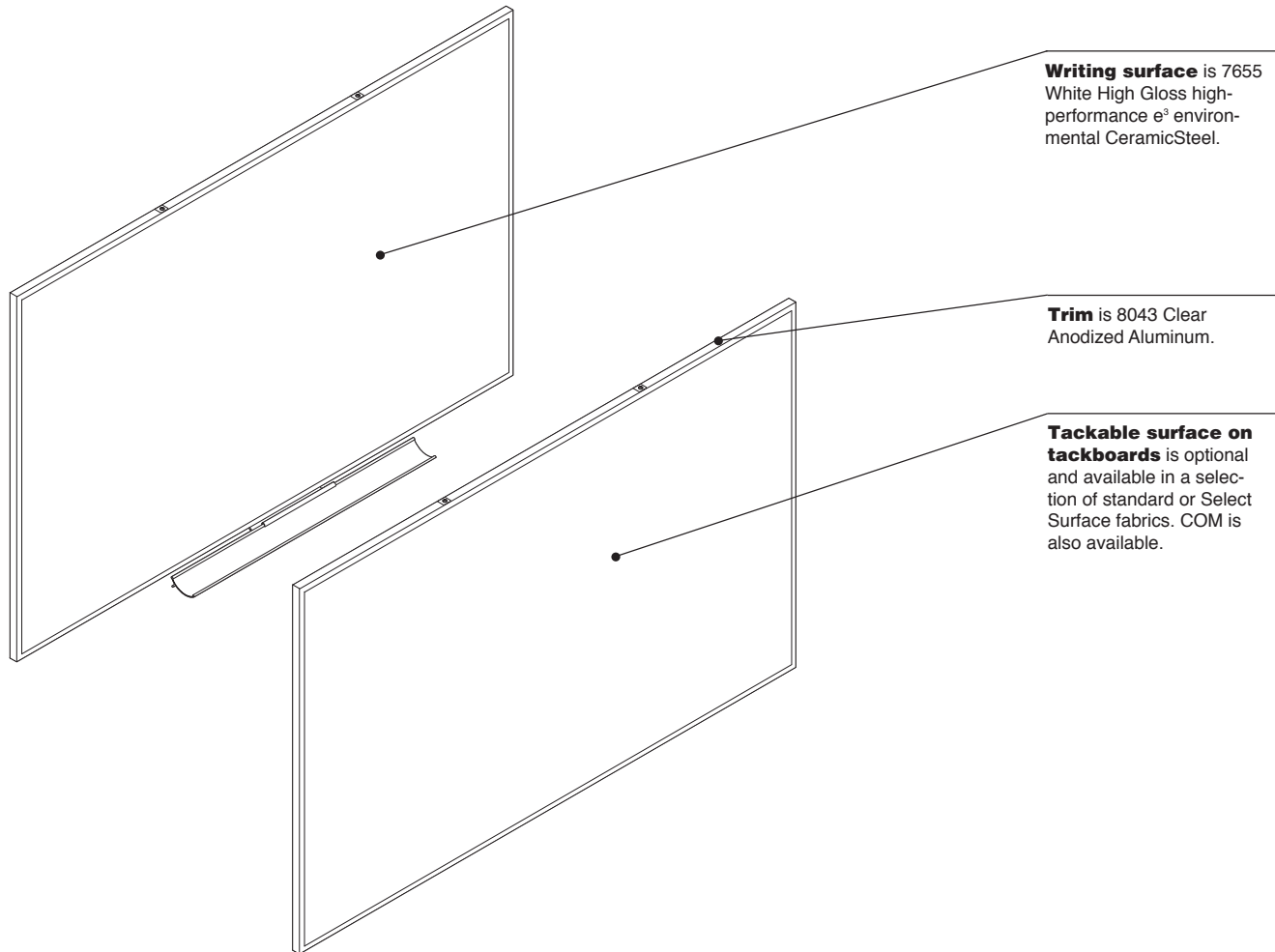
SANSPM

- 7655 White High Gloss
- 7661 Gray Chalk 6502C CS
- 7671 Arctic White 2 CS
- 7673 Merle CS
- 7674 Platinum Solid CS
- PV09 Hygienic White Gloss

Actual Dimensions

	Sans Series	Sans Series	Flow Series	Flow Series
	SANSPM	SANSPM	PVFLOWPM	PVFLOWPM
Edge Treatment	Frameless	Frameless	Frameless	Framed
Panel Orientation	Horizontal	Vertical	Vertical	Vertical
Overall Width (per panel)	24"-144"	24"-46.625"	46.6535"	46.6535"
Overall Height (per panel)	24"-46.625"	46.6875"-96"	60"-96"	60"-96"
Panel Thickness	1/2"	1/2"	1/2"	1/2"
Depth from Wall to Face	1"	1"	3/4"	1"
Weight (lb)	7 lb-168 lb	7 lb-102 lb	60 lb-102 lb	60 lb-102 lb
Weight (kg)	3.17 kg-72.20 kg	3.17 kg-46.26 kg	27.21 kg-46.26 kg	27.21 kg-46.26 kg

Parametric Whiteboards and Tackboards Understanding Parametrics, continued



Writing surface is 7655 White High Gloss high-performance e³ environmental CeramicSteel.

Trim is 8043 Clear Anodized Aluminum.

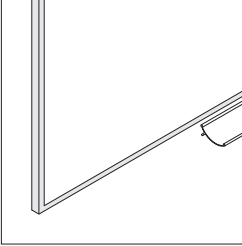
Tackable surface on tackboards is optional and available in a selection of standard or Select Surface fabrics. COM is also available.

Actual Dimensions

	Edge Series Trim PWBWTBRD PWBTKBRD	110 Series Trim PWBWTBRD PWBTKBRD	555 Series Trim PWBWTBRD PWBTKBRD
Overall Width	W: 24.25" – 192.25" T: 24.25" – 120.25"	W: 24.25" – 192.25" T: 24.25" – 120.25"	W: 24.25" – 192.25" T: 24.25" – 120.25"
Surface Width	1/2" in from Overall Width	1 1/2" in from Overall Width	3/4" in from Overall Width
Marker Tray Width (dimension will correspond with Overall Width)	18", 24", 36", 48", 60", 72", or 96"	Full-width (blade style)	Full-width (box style)
Overall Height	18.25" – 48.25"	18.25" – 48.25"	18.25" – 48.25"
Surface Height	3/8" in from Overall Width	1 5/8" in from Overall Width	3/4" in from Overall Width
Trim Depth	3/4" or 19 mm	5/8" or 16 mm	1" or 25 mm
Depth from Wall to Trim Face	1 1/8" or 29 mm	7/8" or 22 mm	1" or 25 mm
Marker Tray Depth	3 1/2" or 89 mm	2 5/8" or 67 mm	2 3/4" or 70 mm
Weight (lbs)	W: 9 lb – 189 7/8 lb T: 7 1/2 lb – 87 3/8 lb	W: 14 lb – 188 lb T: 8 lb – 74 lb	W: 14 2/5 lb – 196 lb T: 8 1/2 lb – 75 3/5 lb
Weight (kg)	W: 4.1 kg – 86.1 kg T: 3.4 kg – 39.6 kg	W: 6.4 kg – 85.0 kg T: 3.6 kg – 33.6 kg	W: 6.5 kg – 88.9 kg T: 3.9 kg – 34.3 kg

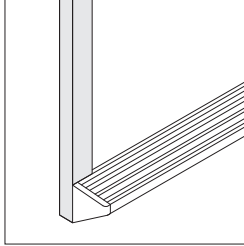
Trim:

Edge Series



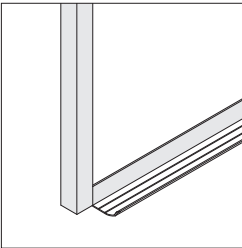
Trim is clear anodized aluminum.

555 Series

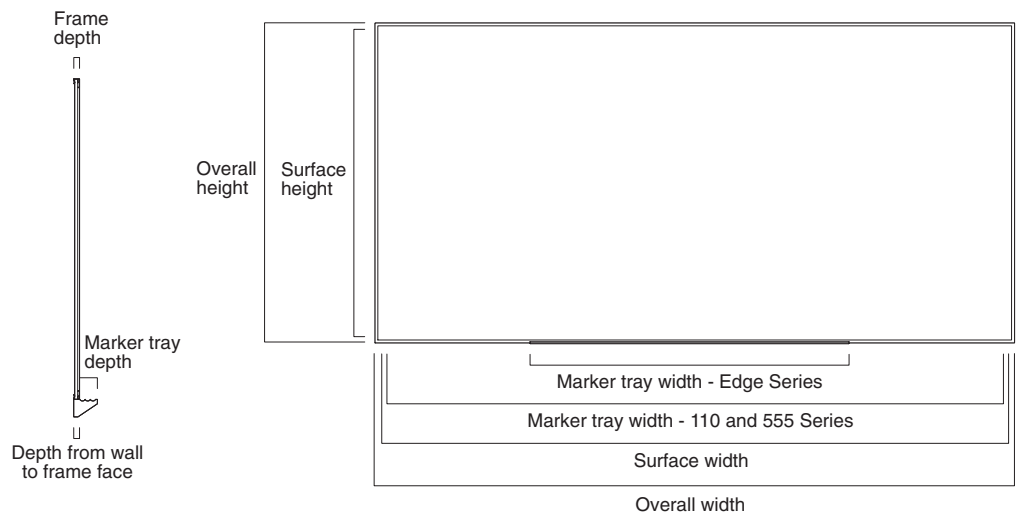


Trim is extruded 1/4" clear anodized aluminum.

110 Series



Trim is extruded 3/4" clear anodized aluminum.



Parametric Whiteboards and Tackboards Understanding Parametrics, continued

Product Details

Sizes of whiteboards and tackboards are nominal and parametric; refer to actual dimensions for exact specifications.

Modular size option allows specification of height and width in pre-defined combinations.

Whiteboards

Tackboards

Height	Width	Height	Width
18.25	24.25	18.25	24.25
24.25	36.25	24.25	36.25
36.25	48.25	36.25	48.25
48.25	36.25	48.25	36.25
48.25	48.25	48.25	48.25
48.25	60.25	48.25	60.25
48.25	72.25	48.25	72.25
48.25	96.25	48.25	96.25
48.25	120.25	48.25	120.25
48.25	144.25*		
48.25	192.25*		

*Available on Edge Series, 110 Series, and 555 Series trim types only.

Tackboard construction is 3/8" fiber board over 1/8" hardboard.

Fabric is available on tackboards only and comes in a selection of standard or Select Surface fabrics. COM is also available.


▶ See page 600

The tray width for Edge Series will correspond to the overall whiteboard width. See the matrix below for the breakdown. The tray width for 110 and 555 Series will be the width of the board.

Board Width (Inches)	Tray Width
24.25000 – 36.00000	18"
36.06250 – 48.00000	24"
48.06250 – 60.00000	36"
60.06250 – 72.00000	48"
72.06250 – 96.00000	48"
96.06250 – 120.00000	60"
120.06250 – 144.00000	72"
144.06250 – 192.25000	96"

A no tray option is also available for whiteboards.

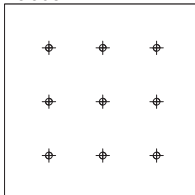
Screen print is available on whiteboards up to 120.25"W.




7655
e³ White

Standard screen print is e³ environmental CeramicSteel writing surface: 7655 White High Gloss.


Screenprint options include:



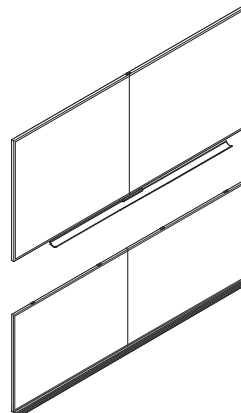
7656
Circular dots
at 2" intervals



7657
2" x 2"
Grid pattern

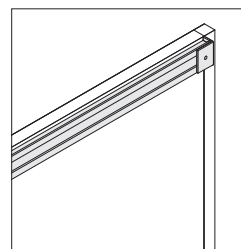


7658
Music staff lines
5 lines per staff



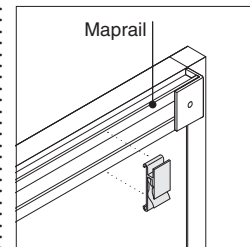
Spline joints allow larger format boards to be delivered in two equal pieces and require assembly on-site. There will be a visible seam where the boards and marker trays are joined that will not hinder the performance or writeability of the board in any way. They are available as options with upcharge on Edge, 110, and 555 trim types 120.25" and larger in width.

Additional options for 110 and 555 Series include maprail, map hook/ clips, flag holder, and roller bracket.

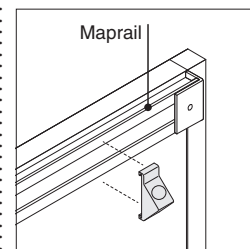


1" maprail is of cork construction and allows for versatility with accessories. Maprail is not available on tackboards.

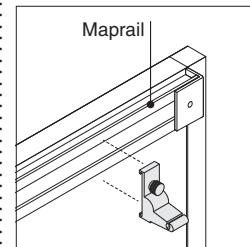
Map hook/clip, flag holder, and roller bracket must be specified with maprail; cannot be specified separately.



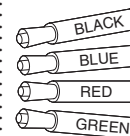
1" map hook/clip allows for ease in hanging maps and charts for presentation purposes.



1" flag holder allows for convenient hanging of flags.



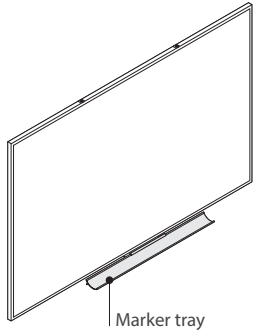
Roller bracket can be ordered if 1" maprail option is selected. Roller bracket is not available on tackboard.



Package of four dry-erase markers (black, blue, red, and green) and one eraser is included with whiteboards.

Marker Trays

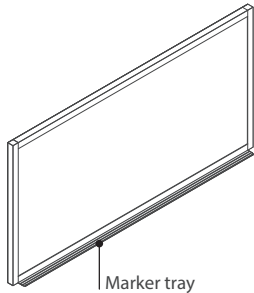
Edge Series



Marker tray

Marker tray is clear anodized aluminum.

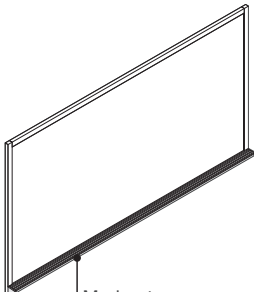
110 Series



Marker tray

Marker tray is box style and is made of clear anodized aluminum.

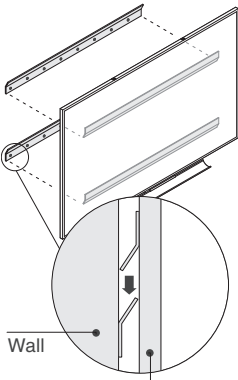
555 Series



Marker tray

Marker tray is box style and is made of clear anodized aluminum.

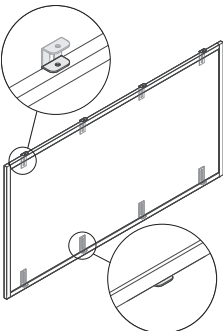
Connections



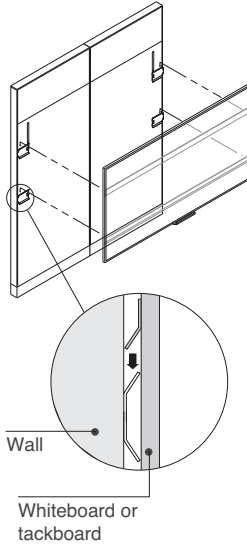
Wall

Whiteboard or tackboard

Metal cleat-mounting system is standard on Edge Series.



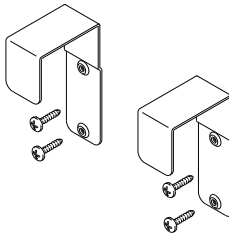
Wall-anchored mounting system is standard on 110 and 555 Series.



Wall

Whiteboard or tackboard

On- and off-module bracket allows for Premium Whiteboards to be mounted on Privacy Wall, Answer, or Kick using a standard metal cleat-mounting system.

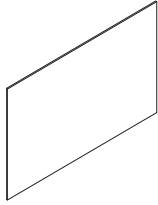


2" over panel bracket/hook mounting system allows for Premium Whiteboards to be mounted on Kick and Avenir.

3" over panel bracket/hook mounting system allows for Premium Whiteboards to be mounted on Answer and Montage.

Parametric Polyvision Whiteboards

Sans Series



Standard Includes	Required to Specify
<ul style="list-style-type: none"> ▶ Need help? Product details, page 570 • Panel: Polyvision CeramicSteel • Attachment hardware • Z-brackets available in two orientations Size Ranges: <ul style="list-style-type: none"> Horizontal: <ul style="list-style-type: none"> – Width: 24" to 144" (610 mm–3658 mm) – Height: 24" to 46.625" (610 mm–1184 mm) Vertical: <ul style="list-style-type: none"> – Width: 24" to 46.625" (610 mm–1184 mm) – Height: 46.6875" to 96" (1186 mm–2438 mm) 	<ol style="list-style-type: none"> 1 Style number 2 Panel Orientation (see below under Required Selections) 3 Size (see below under Required Selections) 4 Surface type (see below under Required Selections) 5 CeramicSteel color number for panel: <ul style="list-style-type: none"> 7655 White High Gloss 7661 Gray Chalk 6502C CS 7671 Arctic White 2 CS 7673 Merle CS 7674 Platinum Solid CS PV09 Hygienic White Gloss 6 Options, if selected (see below)

Tip: Parametric sizes can be specified to the 1/16 of an inch.

Tip: 7661 Gray Chalk 6502C CS is a true chalkboard surface. Chalk sticks and liquid chalk can be used. Liquid chalk requires wet erase.

	Required Selections	U.S. Price	Required to Specify
Panel Orientation	<ul style="list-style-type: none"> • Horizontal • Vertical 	Prices below Prices below	Specify with <i>horizontal</i> . Specify with <i>vertical</i> .
Size	<ul style="list-style-type: none"> • Height • Width 	Prices below Prices below	Specify according to the orientation height range. Specify according to the orientation width range.
Surface Type	<ul style="list-style-type: none"> • Chalkboard • Markerboard 	No cost No cost	Specify with <i>chalkboard</i> . Specify with <i>markerboard</i> .

	Options	U.S. Price	Required to Specify
Surface Materials	<ul style="list-style-type: none"> • Ceramic price group 1 • Ceramic price group 2 	No cost +\$152	Specify ceramic color number. Specify ceramic color number.
	Contrasting <ul style="list-style-type: none"> • Non-contrasting accented edge • Contrasting accented edge 	No cost +\$135	Specify with <i>non-contrasting accented edge</i> . Specify with <i>contrasting accented edge</i> .

Related Products • Accessories ▶ Page 596

Tip: Accessories are sold separately.

Tip: See CeramicSteel Cleaning/Daily Care and Maintenance for additional information.
▶ Page 502

Tip: Contact your collaborative surfaces representative with any questions: collabsolutions@steelcase.com.

Specification Information				
Style Number	Orientation	Height Range	Width Range	U.S. Base Price
SANSPM	Horizontal	24"–46.625"	Up to 48"	\$1650
		24"–46.625"	48.062"–72"	\$2250
		24"–46.625"	72.062"–96"	\$2600
		24"–46.625"	96.062"–120"	\$3650
		24"–46.625"	120.062"–144"	\$4025
	Vertical	Up to 72"	24"–46.625"	\$2250
		72.062"–96"	24"–46.625"	\$2600

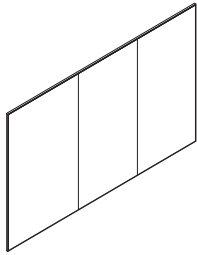
Products on this page are ordered through the Polyvision catalog (PDX).



For Canadian Pricing
Multiply U.S. Price by the Canadian price factor.
▶ See page 1 for details.

Parametric Polyvision Whiteboards

Flow Series



Tip: Illustration above shows a three-panel system.

Tip: Parametric sizes can be specified to the 1/16 of an inch.

Tip: A panel quantity of one is not available as frameless. Refer to Sans or Sans Light in vertical orientation.

Tip: Individual panel width is 46.65". Width times number of panels equals total system width.

Tip: 7661 Gray Chalk 6502C CS is a true chalkboard surface. Chalk sticks and liquid chalk can be used. Liquid chalk requires wet erase.

Tip: Accessories are sold separately.

Tip: See CeramicSteel Cleaning/Daily Care and Maintenance for additional information.
▶ Page 502

Tip: Contact your collaborative surfaces representative with any questions: collabsolutions@steelcase.com.

Products on this page are ordered through the Polyvision catalog (PDX).



For Canadian Pricing
Multiply U.S. Price by the Canadian price factor.
▶ See page 1 for details.

Standard Includes		Required to Specify
▶ Need help? Product details, page 570	<ul style="list-style-type: none"> Panel(s): Polyvision CeramicSteel Attachment hardware Spline joints, included with multiple panels system 	<ol style="list-style-type: none"> Style number Height (see below under Required Selections) Frame (see below under Required Selections) Panel quantity (see below under Required Selections) Surface type (see below under Required Selections) CeramicSteel color number for panel: 7655 White High Gloss 7661 Gray Chalk 6502C CS 7671 Arctic White 2 CS PV09 Hygienic White Gloss Options, if selected (see below)

Required Selections	U.S. Price	Required to Specify
Height • 60"H–96"H	Prices below	Specify with 60"H–96"H.
Frame • Frame • Frameless	No cost No cost	Specify with frame. Specify without frame.
Panel Quantity • Frame quantity of one to eight • Frameless quantity of two to eight	Prices below Prices below	Specify number of panels. Specify number of panels.
Surface Type • Chalkboard • Markerboard	No cost No cost	Specify with chalkboard. Specify with markerboard.

Options	U.S. Price	Required to Specify
Surface Materials • Surface • Ceramic price group 1 • Ceramic price group 2	No cost +\$152 per panel	Specify ceramic color number. Specify ceramic color number.
Related Products • Dry erase markers • Magnetic eraser with marker holder • Accessories		▶ Page 598 ▶ Page 598 ▶ Page 596

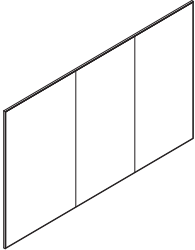
Specification Information				
Style Number	Height Range	Panel Quantity	System Width	U.S. Base Price (per system)
PVFLOWPM	60"–72"	1	46.654"	\$ 2695
		2	93.307"	\$ 5145
		3	139.961"	\$ 7595
		4	186.614"	\$10,045
		5	233.268"	\$12,495
		6	279.921"	\$14,945
		7	326.575"	\$17,395
		8	373.228"	\$19,845

▶ Specification Information, continued on next page

► Specification Information, continued from previous page

Specification Information

Style Number	Height Range	Panel Quantity	System Width	U.S. Base Price (per system)
PVFLOWPM	72.0625"–96"	1	46.654"	\$ 3145
		2	93.307"	\$ 6045
		3	139.961"	\$ 8945
		4	186.614"	\$11,845
		5	233.268"	\$14,745
		6	279.921"	\$17,645
		7	326.575"	\$20,545
		8	373.228"	\$23,445



Tip: Illustration above shows a three-panel system.

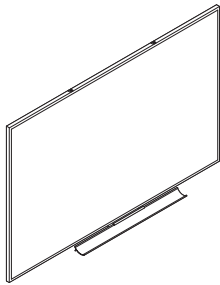
Products on this page are ordered through the Polyvision catalog (PDX).



For Canadian Pricing
Multiply U.S. Price by the Canadian price factor.
► See page 1 for details.

Parametric Whiteboards and Tackboards

Edge Series, 110 Series, and 555 Series



	Standard Includes	Required to Specify
▶ Need help? Product details, page 570	<ul style="list-style-type: none"> • Height: 18.25" - 48.25" • Width: 24.25" - 192.25" • e³ environmental CeramicSteel writing surface: 7655 White High Gloss • Package of four dry-erase markers (black, blue, red, and green) and one eraser on whiteboards, if selected • Fabric on tackboards, if selected • If Edge Series selected: <ul style="list-style-type: none"> – Frame and marker tray: 8043 Clear Anodized Aluminum – Metal cleat-mounting system • If 110 Series selected: <ul style="list-style-type: none"> – 3/4" Frame and full-width marker tray: 8043 Clear Anodized Aluminum – Wall-anchored mounting system hardware • If 555 Series selected: <ul style="list-style-type: none"> – 1 1/4" Frame and full-width marker tray: 8043 Clear Anodized Aluminum – Wall-anchored mounting system hardware 	<ol style="list-style-type: none"> 1 Style number 2 Size (see below under Required Selections) 3 Trim type (see below under Required Selections) 4 Height 5 Width 6 Fabric color number for tackboard, if selected 7 Options, if selected (see below) <ul style="list-style-type: none"> ▶ See <i>Surface Materials</i>, page 600

Tip: Select parametric size option to specify parametric height and width dimensions within the available range. Select modular size option to specify pre-defined height and width dimension combinations.

Tip: Parametric sizes can be specified to the 1/16 of an inch.

Tip: See *CeramicSteel Cleaning/Daily Care and Maintenance* for additional information.
▶ Page 502

Tip: If width is exactly 120.25000"W, either screen print or spline joint can be specified, but not both.

	Required Selections	U.S. Price	Required to Specify
Size	<ul style="list-style-type: none"> • Parametric • Modular 	No cost	Specify <i>Parametric</i> . Specify <i>Modular</i> .
Trim Type	<ul style="list-style-type: none"> • Edge Series • 110 Series • 555 Series 	No cost	Specify with <i>Edge Series trim</i> . Specify with <i>110 Series trim</i> . Specify with <i>555 Series trim</i> .

	Options	U.S. Price	Required to Specify
Surface Materials	<p>Frame</p> <ul style="list-style-type: none"> • Champagne trim on frame (Available on Edge Series) <p>Fabric surface on tackboards</p> <ul style="list-style-type: none"> • Fabric price group 1 • Fabric price group 2 • Fabric price group 3 • Fabric price group 4 • Fabric price group COM <p>Fabric direction on tackboards</p> <ul style="list-style-type: none"> • Horizontal application • Vertical application <p>Screen print</p> <ul style="list-style-type: none"> • Screen print in 7656 Circular Dot, 7657 Grid Pattern, or 7658 Music Staff Lines 	Prices at right	Specify with <i>4750 Champagne Metallic trim</i> . Specify fabric color number. Specify fabric color number. Specify fabric color number. Specify fabric color number. Specify fabric color number. Specify with <i>horizontal application</i> . Specify with <i>vertical application</i> . Specify with <i>screen print</i> and select pattern number.
No Marker Tray	Whiteboard width (inches)		
	<ul style="list-style-type: none"> • 24.25000–36.25000 • 36.31250–48.25000 • 48.31250–60.25000 • 60.31250–72.25000 • 72.31250–96.25000 • 96.31250–120.25000 • 120.31250–144.25000 • 144.31250–192.25000 	<ul style="list-style-type: none"> –\$ 36.21 –\$ 46.07 –\$ 54.88 –\$ 64.93 –\$ 64.93 –\$ 92.38 –\$102.23 –\$119.81 	<ul style="list-style-type: none"> Specify <i>no tray</i>. Specify <i>no tray</i>. Specify <i>no tray</i>. Specify <i>no tray</i>. Specify <i>no tray</i>. Specify <i>no tray</i>. Specify <i>no tray</i>. Specify <i>no tray</i>.

▶ Options, continued on next page



For Canadian Pricing
Multiply U.S. Price by the Canadian price factor.
▶ See page 1 for details.

► Options, continued from previous page

Options	U.S. Price	Required to Specify
Edge Series		
On- and Off-Module Brackets	• Available on 24.25"W x 18.25"H to 192.25"W x 48.25"H whiteboards +\$181.78	Specify with on- and off- module brackets.
Over Panel Bracket/Hook	Available on 24.25"W to 60.25"W whiteboards • 2" over panel bracket/hook +\$124.18 • 3" over panel bracket/hook +\$124.18	Specify with 2" over panel brackets. Specify with 3" over panel brackets.
Spline Joint	• Available on 120.25"W to 192.25"W whiteboards +\$347.70	Specify with spline joint.

110 Series

1" Maprail	Whiteboard width (inches) • 24.25000–36.25000 +\$ 13.18 • 36.31250–48.25000 +\$ 21.58 • 48.31250–60.25000 +\$ 25.99 • 60.31250–72.25000 +\$ 34.78 • 72.31250–96.25000 +\$ 47.56 • 96.31250–120.25000 +\$ 64.93 • 120.31250–144.25000 +\$ 79.20 • 144.31250–192.25000 +\$103.70	Specify with maprail. Specify with maprail. Specify with maprail. Specify with maprail. Specify with maprail. Specify with maprail. Specify with maprail.
1" Map Hook/Clip	Whiteboard width (inches) • 24.25000–60.18750 +\$ 2.96 (2 hooks) • 60.25000–120.18750 +\$ 5.92 (4 hooks) • 120.25000–144.25000 +\$ 8.88 (6 hooks) • 144.31250–192.25000 +\$ 11.84 (8 hooks)	Specify with map hook/clip. Specify with map hook/clip. Specify with map hook/clip. Specify with map hook/clip.
1" Flag Holder	• Available on whiteboards +\$ 18.66	Specify with flag holder.
Roller Bracket	• Available on whiteboards +\$ 13.18	Specify with roller bracket.
Spline Joint	• Available on 120.25"W to 192.25"W whiteboards +\$347.70	Specify with spline joint.

► Options, continued on next page

Tip: The width of the whiteboard will determine the price of the maprail.

Tip: 1" maprail option must be selected if ordering 1" maphook/clip, 1" flag holder, or roller bracket.

Tip: The width of the whiteboard will determine the price of the hooks.


For Canadian Pricing
Multiply U.S. Price by the Canadian price factor.
► See page 1 for details.

Parametric Whiteboards and Tackboards Edge Series, 110 Series, and 555 Series, continued

► Options, continued from previous page

Options	U.S. Price	Required to Specify
555 Series		
1" Maprail	Whiteboard width (inches)	
• 24.25000–36.25000	+\$ 13.18	Specify with maprail.
• 36.31250–48.25000	+\$ 21.58	Specify with maprail.
• 48.31250–60.25000	+\$ 25.99	Specify with maprail.
• 60.31250–72.25000	+\$ 34.78	Specify with maprail.
• 72.31250–96.25000	+\$ 47.56	Specify with maprail.
• 96.31250–120.25000	+\$ 64.93	Specify with maprail.
• 120.31250–144.25000	+\$ 79.20	Specify with maprail.
• 144.31250–192.25000	+\$103.70	Specify with maprail.
1" Map Hook/Clip	Whiteboard width (inches)	
• 24.25000–60.18750	+\$ 2.96 (2 hooks)	Specify with map hook/clip.
• 60.25000–120.18750	+\$ 5.92 (4 hooks)	Specify with map hook/clip.
• 120.25000–144.25000	+\$ 8.88 (6 hooks)	Specify with map hook/clip.
• 144.31250–192.25000	+\$ 11.84 (8 hooks)	Specify with map hook/clip.
1" Flag Holder	• Available on whiteboards	+\$ 18.66 Specify with flag holder.
Roller Bracket	• Available on whiteboards	+\$ 13.18 Specify with roller bracket.
Spline Joint	• Available on 120.25"W to 192.25"W whiteboards	+\$347.70 Specify with spline joint.
Related Products	• Accessories	► Page 596

Tip: The width of the whiteboard will determine the price of the maprail.

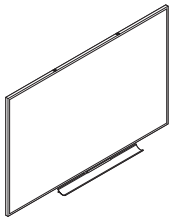
Tip: 1" maprail option must be selected if ordering 1" maphook/clip, 1" flag holder, or roller bracket.

Tip: The width of the whiteboard will determine the price of the hooks.

Specification Information

Style Number	Square Feet	U.S. Base Price (Per sq/ft)	Options (Add \$ to Base Price)						
			Frame	Screen print in Champagne	Trim	Fabric Price Group 1	Fabric Price Group 2	Fabric Price Group 3	Fabric Price Group 4
			7656 Circular Dot,						
			7657 Grid Pattern, or						
			7658 Music Staff Lines						COM

Edge Series—Whiteboard



PWBWTRD	3.07335–5.99999	\$185.42	+\$ 80.29	+\$117.43	N.A.	N.A.	N.A.	N.A.	N.A.
	6.00000–11.99999	\$101.77	+\$112.56	+\$117.43	N.A.	N.A.	N.A.	N.A.	N.A.
	12.00000–15.99999	\$ 65.88	+\$159.30	+\$273.80	N.A.	N.A.	N.A.	N.A.	N.A.
	16.00000–19.99999	\$ 51.43	+\$179.88	+\$359.24	N.A.	N.A.	N.A.	N.A.	N.A.
	20.00000–23.99999	\$ 48.00	+\$200.28	+\$450.55	N.A.	N.A.	N.A.	N.A.	N.A.
	24.00000–31.99999	\$ 44.69	+\$223.65	+\$541.88	N.A.	N.A.	N.A.	N.A.	N.A.
	32.00000–39.99999	\$ 39.75	+\$271.87	+\$721.80	N.A.	N.A.	N.A.	N.A.	N.A.
	40.00000–47.99999	\$ 38.01	+\$314.33	+\$899.64	N.A.	N.A.	N.A.	N.A.	N.A.
	48.00000–63.99999	\$ 36.97	+\$364.03	N.A.	N.A.	N.A.	N.A.	N.A.	N.A.
	64.00000–64.41710	\$ 33.29	+\$447.30	N.A.	N.A.	N.A.	N.A.	N.A.	N.A.

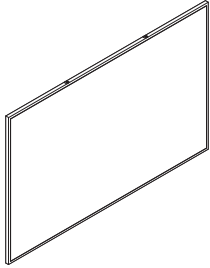
► Specification Information, continued on next page

► Specification Information, continued from previous page

Specification Information

• Style Number	• Square Feet	• U.S. Base Price (Per sq/ft)	• Options (Add \$ to Base Price)						
			• Frame Champagne Trim	• Screen print in 7656 Circular Dot, 7657 Grid Pattern, or 7658 Music Staff Lines	• Fabric Price Group 1	• Fabric Price Group 2	• Fabric Price Group 3	• Fabric Price Group 4	• Fabric Price Group 5

Edge Series—Tackboard



PWBTKBRD	3.07335–5.99999	\$185.42	+\$ 80.29	N.A.	No cost	+\$66.23	+\$ 81.90	+\$115.09	+\$154.44
	6.00000–11.99999	\$101.77	+\$112.56	N.A.	No cost	+\$66.23	+\$ 81.90	+\$115.09	+\$154.44
	12.00000–15.99999	\$ 65.88	+\$159.30	N.A.	No cost	+\$66.23	+\$ 81.90	+\$115.09	+\$154.44
	16.00000–19.99999	\$ 51.43	+\$179.88	N.A.	No cost	+\$66.23	+\$ 81.90	+\$115.09	+\$154.44
	20.00000–23.99999	\$ 48.00	+\$200.28	N.A.	No cost	+\$77.52	+\$ 96.49	+\$146.84	+\$192.32
	24.00000–31.99999	\$ 44.69	+\$223.65	N.A.	No cost	+\$86.28	+\$113.63	+\$175.66	+\$232.54
	32.00000–39.99999	\$ 39.75	+\$271.87	N.A.	No cost	+\$89.19	+\$116.58	+\$194.07	+\$255.32
	40.00000–40.29210	\$ 38.01	+\$314.33	N.A.	No cost	+\$96.49	+\$138.08	+\$231.66	+\$307.97

Whiteboards and Tackboards

					• Fabric Price Group 6	• Fabric Price Group 7	• Fabric Price Group 8	• Fabric Price Group 9	• Fabric Price Group 10	• Fabric Price Group COM
--	--	--	--	--	------------------------	------------------------	------------------------	------------------------	-------------------------	--------------------------

Edge Series—Tackboard, continued

+\$200.32	+\$251.68	+\$310.01	+\$374.55	+\$446.12	+\$27.35
+\$200.32	+\$251.68	+\$310.01	+\$374.55	+\$446.12	+\$27.35
+\$200.32	+\$251.68	+\$310.01	+\$374.55	+\$446.12	+\$27.35
+\$200.32	+\$251.68	+\$310.01	+\$374.55	+\$446.12	+\$27.35
+\$244.37	+\$301.97	+\$363.21	+\$432.70	+\$509.39	+\$27.35
+\$293.56	+\$361.29	+\$426.99	+\$505.99	+\$587.08	+\$27.35
+\$322.19	+\$395.14	+\$462.06	+\$544.79	+\$632.94	+\$27.35
+\$379.78	+\$460.85	+\$530.56	+\$621.31	+\$711.42	+\$27.35

► Specification Information, continued on next page



For Canadian Pricing

Multiply U.S. Price by the Canadian price factor.

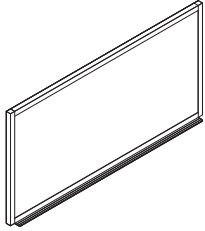
► See page 1 for details.

Parametric Whiteboards and Tackboards Edge Series, 110 Series, and 555 Series, continued

► Specification Information, continued from previous page

Specification Information								
Style Number	Square Feet	U.S. Base Price (Per sq/ft)	Options (Add \$ to Base Price)					
			Screen print in 7656 Circular Dot, 7657 Grid Pattern, or 7658 Music Staff Lines	Fabric Price Group 1	Fabric Price Group 2	Fabric Price Group 3	Fabric Price Group 4	Fabric Price Group COM

110 Series—Whiteboard



PWBWTRD	3.07335–5.99999	\$87.96	+\$117.43	N.A.	N.A.	N.A.	N.A.	N.A.
	6.00000–11.99999	\$50.49	+\$117.43	N.A.	N.A.	N.A.	N.A.	N.A.
	12.00000–15.99999	\$36.89	+\$273.80	N.A.	N.A.	N.A.	N.A.	N.A.
	16.00000–19.99999	\$32.24	+\$359.24	N.A.	N.A.	N.A.	N.A.	N.A.
	20.00000–23.99999	\$30.89	+\$450.55	N.A.	N.A.	N.A.	N.A.	N.A.
	24.00000–31.99999	\$30.13	+\$541.88	N.A.	N.A.	N.A.	N.A.	N.A.
	32.00000–39.99999	\$28.49	+\$721.80	N.A.	N.A.	N.A.	N.A.	N.A.
	40.00000–47.99999	\$28.69	+\$899.64	N.A.	N.A.	N.A.	N.A.	N.A.
	48.00000–63.99999	\$28.20	N.A.	N.A.	N.A.	N.A.	N.A.	N.A.
	64.00000–64.41710	\$26.76	N.A.	N.A.	N.A.	N.A.	N.A.	N.A.

► Specification Information, continued on next page



For Canadian Pricing

Multiply U.S. Price by the Canadian price factor.

► See page 1 for details.

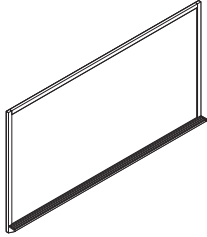
Parametric Whiteboards and Tackboards Edge Series, 110 Series, and 555 Series, continued

► Specification Information, continued from previous page

Specification Information

• Style Number	• Square Feet	• U.S. Base Price (Per sq/ft)	• Options (Add \$ to Base Price)				
			Screen print in 7656 Circular Dot, 7657 Grid Pattern, or 7658 Music Staff Lines	Fabric Price Group 1	Fabric Price Group 2	Fabric Price Group 3	Fabric Price Group 4

555 Series—Whiteboard



PWBWTRD	3.07335–5.99999	\$108.10	+\$117.43	N.A.	N.A.	N.A.	N.A.	N.A.
	6.00000–11.99999	\$ 61.99	+\$117.43	N.A.	N.A.	N.A.	N.A.	N.A.
	12.00000–15.99999	\$ 41.22	+\$273.80	N.A.	N.A.	N.A.	N.A.	N.A.
	16.00000–19.99999	\$ 35.31	+\$359.24	N.A.	N.A.	N.A.	N.A.	N.A.
	20.00000–23.99999	\$ 33.64	+\$450.55	N.A.	N.A.	N.A.	N.A.	N.A.
	24.00000–31.99999	\$ 33.68	+\$541.88	N.A.	N.A.	N.A.	N.A.	N.A.
	32.00000–39.99999	\$ 31.46	+\$721.80	N.A.	N.A.	N.A.	N.A.	N.A.
	40.00000–47.99999	\$ 31.83	+\$899.64	N.A.	N.A.	N.A.	N.A.	N.A.
	48.00000–63.99999	\$ 31.15	N.A.	N.A.	N.A.	N.A.	N.A.	N.A.
	64.00000–64.41710	\$ 30.41	N.A.	N.A.	N.A.	N.A.	N.A.	N.A.

► Specification Information, continued on next page



For Canadian Pricing

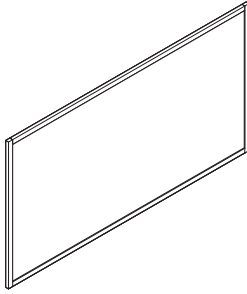
Multiply U.S. Price by the Canadian price factor.

► See page 1 for details.

► Specification Information, continued from previous page

Specification Information									
Style Number	Square Feet	U.S. Base Price (Per sq/ft)	Options (Add \$ to Base Price)						
			Screen print in 7656 Circular Dot, 7657 Grid Pattern, or 7658 Music Staff Lines	Fabric Price Group 1	Fabric Price Group 2	Fabric Price Group 3	Fabric Price Group 4	Fabric Price Group 5	

555 Series—Tackboard



PWBTKBRD	3.07335– 5.99999	\$47.56	N.A.	No cost	+\$66.23	+\$ 81.90	+\$115.09	+\$154.44
	6.00000–11.99999	\$39.15	N.A.	No cost	+\$66.23	+\$ 81.90	+\$115.09	+\$154.44
	12.00000–15.99999	\$34.73	N.A.	No cost	+\$66.23	+\$ 81.90	+\$115.09	+\$154.44
	16.00000–19.99999	\$30.72	N.A.	No cost	+\$66.23	+\$ 81.90	+\$115.09	+\$154.44
	20.00000–23.99999	\$29.15	N.A.	No cost	+\$77.52	+\$ 96.49	+\$146.84	+\$192.32
	24.00000–31.99999	\$27.46	N.A.	No cost	+\$86.28	+\$113.63	+\$175.66	+\$232.54
	32.00000–39.99999	\$26.47	N.A.	No cost	+\$89.19	+\$116.58	+\$194.07	+\$255.32
	40.00000–40.29210	\$26.18	N.A.	No cost	+\$96.49	+\$138.08	+\$231.66	+\$307.97

Whiteboards and Tackboards

Specification Information									
			Options (Add \$ to Base Price)						
			Fabric Price Group 6	Fabric Price Group 7	Fabric Price Group 8	Fabric Price Group 9	Fabric Price Group 10	Fabric Price Group COM	

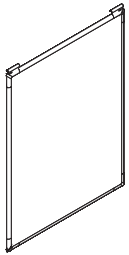
555 Series—Tackboard, continued

	+\$200.32	+\$251.68	+\$310.01	+\$374.55	+\$446.12	+\$27.35
	+\$200.32	+\$251.68	+\$310.01	+\$374.55	+\$446.12	+\$27.35
	+\$200.32	+\$251.68	+\$310.01	+\$374.55	+\$446.12	+\$27.35
	+\$200.32	+\$251.68	+\$310.01	+\$374.55	+\$446.12	+\$27.35
	+\$244.37	+\$301.97	+\$363.21	+\$432.70	+\$509.39	+\$27.35
	+\$293.56	+\$361.29	+\$426.99	+\$505.99	+\$587.08	+\$27.35
	+\$322.19	+\$395.14	+\$462.06	+\$544.79	+\$632.94	+\$27.35
	+\$379.78	+\$460.85	+\$530.56	+\$621.31	+\$711.42	+\$27.35

 **For Canadian Pricing**
 Multiply U.S. Price by the Canadian price factor.
 ► See page 1 for details.

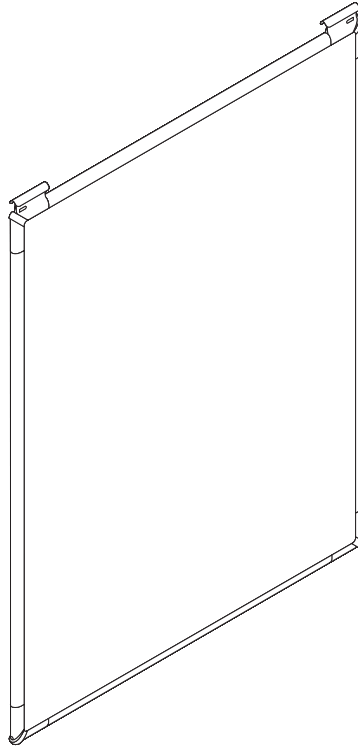
Huddleboard Whiteboards

Huddleboard whiteboards are lightweight, portable, and versatile. Huddleboards put marker and display surfaces wherever they are needed.
 ▶ Specifying, page 589




Whiteboard

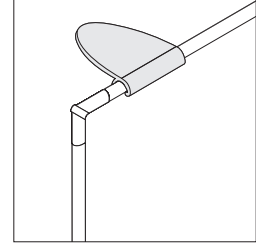
- Lightweight; weighs less than 5 pounds
- 6672 Platinum White frame
- Double-sided marker surface
- One year warranty



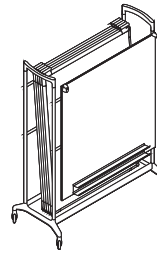
Product Details



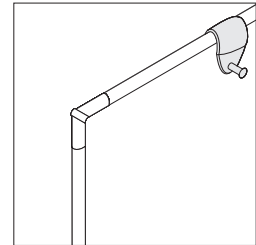
Worktool rail is double-tracked and comes standard in either clear or black anodized aluminum. Worktool rails mount directly into structural walls (drywall).



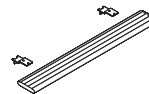
Ledge grabbers secure Huddleboards to furniture panels, storage cabinets, and other horizontal surfaces, in either landscape or horizontal orientation.



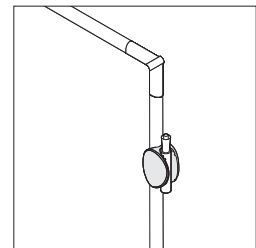
Mobile easel stores and transports up to ten Huddleboards. Display adjusts to three different heights: sitting (63"H), and standing (71"H and 73"H). Grips on the display board hold Huddleboards in either portrait or landscape orientation.



Flipchart pegs clip on to the Huddleboard frame to accept standard paper flipcharts.



Panel-mounted trays come standard with drywall mounting brackets. Panel-mounted trays provide space for Huddleboards and storage for markers and erasers. Optional panel-mounting hardware for Avenir, Answer, Kick, and Privacy Wall is also available.



Marker grips attach to any Huddleboard frame to hold a dry erase marker.

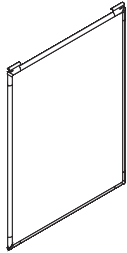
Actual Dimensions for Huddleboards

Depth	3/4"
Width	23 1/3" or 32"
Height	32" or 42"
Weight	Less than 5 lb

Actual Dimensions for Mobile Easels

	Landscape to top of board	Portrait to top of board
Sitting Height	52" or 1321 mm	63" or 1600 mm
Standing Height 1	59" or 1500 mm	71" or 1803 mm
Standing Height 2	66" or 1676 mm	78" or 1981 mm

Huddleboard Whiteboards X10/23



Tip: Whiteboards are double-sided and available in two sizes.

Standard Includes	Required to Specify
<ul style="list-style-type: none"> ▶ Need help? Product details, page 588 • Double-sided whiteboard • Trim: 6672 Platinum White • Translucent plastic hanger hooks 	<ul style="list-style-type: none"> Style number

Related Products	
<ul style="list-style-type: none"> • Ledge grabbers • Flip chart pegs • Whiteboard grips 	<ul style="list-style-type: none"> ▶ Page 589 ▶ Page 590 ▶ Page 590

Specification Information				
Dimensions			Style	U.S.
D	W	H	Number	Price

Small Whiteboard, Package of Five

3/4"	23"	32"	K5M2332 X10/23	\$1038
------	-----	-----	--	--------

Small Whiteboard Package with Accessories (Two Ledge Grabbers and One Whiteboard Grip)

3/4"	23"	32"	KSM2332 X10/23	\$ 296
------	-----	-----	--	--------

Large Whiteboard, Package of Five

3/4"	32"	42"	K5M3242 X10/23	\$1126
------	-----	-----	--	--------

Large Board Package with Accessories (Two Ledge Grabbers and One Whiteboard Grip)

3/4"	32"	42"	KSM3242 X10/23	\$ 372
------	-----	-----	--	--------

Whiteboards and Tackboards

Ledge Grabber X10/23



Standard Includes	Required to Specify
<ul style="list-style-type: none"> ▶ Need help? Product details, page 588 • Package of 10 ledge grabbers: translucent plastic 	<ul style="list-style-type: none"> Style number

Specification Information				
Dimensions			Style	U.S.
D	W	H	Number	Price

3"	3 1/2"	1"	KLG X10/23	\$155
----	--------	----	--	-------

For Canadian Pricing
 Multiply U.S. Price by the Canadian price factor.
 ▶ See page 1 for details.

X10/23 = Last order entry
 October 15, 2023

Huddleboard Whiteboards, continued

Flip Chart Peg **X10/23**



Standard Includes		Required to Specify
<ul style="list-style-type: none"> ▶ Need help? Product details, page 588 	<ul style="list-style-type: none"> • Package of 10 flip chart pegs: translucent plastic 	Style number

Specification Information				
• Dimensions			• Style	• U.S.
D	W	H	Number	Price
1½"	1¼"	2"	KPEG X10/23	\$141

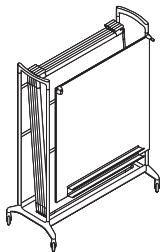
Whiteboard Grip **X10/23**



Standard Includes		Required to Specify
<ul style="list-style-type: none"> ▶ Need help? Product details, page 588 	<ul style="list-style-type: none"> • Package of 5 whiteboard grips: translucent plastic 	Style number

Specification Information				
• Dimensions			• Style	• U.S.
D	W	H	Number	Price
1¼"	1⅝"	2"	KMGRIP X10/23	\$114

Mobile Easel **X10/23**



Standard Includes		Required to Specify
<ul style="list-style-type: none"> ▶ Need help? Product details, page 588 	<ul style="list-style-type: none"> • Easel frame: 4798 Sterling Metallic • Storage tray: Sterling plastic only • Storage capacity for 10 large boards 	Style number

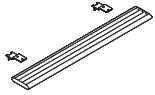
Specification Information				
• Dimensions			• Style	• U.S.
D	W	H	Number	Price
29¼"	37"	50-60"	KME X10/23	\$1691



For Canadian Pricing
 Multiply U.S. Price by the Canadian price factor.
 ▶ See page 1 for details.

X10/23 = Last order entry
 October 15, 2023

Panel-Mounted Trays ✕10/23




Tip: For Answer, Kick, and Avenir, specify PLMTFURN furniture mount. For Privacy Wall or dry wall, specify PLMTWALL panel mount.

Standard Includes	Required to Specify
<ul style="list-style-type: none"> ▶ Need help? Product details, page 588 • Tray: 4798 Sterling Metallic • End caps: 6696 Sterling plastic • Mounting hardware 	<ul style="list-style-type: none"> 1 Style number 2 Options, if selected (see below)

Options	U.S. Price	Required to Specify
Tray Mounts <ul style="list-style-type: none"> • Furniture mount • Wall-mount 	No cost No cost	Specify with PLMTFURN furniture mount. Specify with PLMTWALL panel mount.

Specification Information					
• Dimensions		• Style Number	• U.S. Price		
W	H				
36"	4 1/2"	KPMT36 ✕10/23	\$329		
48"	4 1/2"	KPMT48 ✕10/23	\$397		
72"	4 1/2"	KPMT72 ✕10/23	\$465		

Worktool Rails ✕10/23



Standard Includes	Required to Specify
<ul style="list-style-type: none"> ▶ Need help? Product details, page 588 • Wall-mounted rail: anodized aluminum • End caps: black plastic 	<ul style="list-style-type: none"> 1 Style number 2 Metal paint color number for rail: <ul style="list-style-type: none"> 8043 Clear Anodized 8044 Black Anodized

Specification Information						
• Dimensions			• Style Number	• U.S. Price		
D	W	H				
3 1/4"	48"	2 1/8"	GCJWT48 ✕10/23	\$ 667		
3 1/4"	96"	2 1/8"	GCJWT96 ✕10/23	\$1195		

Whiteboards and Tackboards

For Canadian Pricing
 Multiply U.S. Price by the Canadian price factor.
 ▶ See page 1 for details.

✕10/23 = Last order entry
October 15, 2023

Collaborative ToolBars

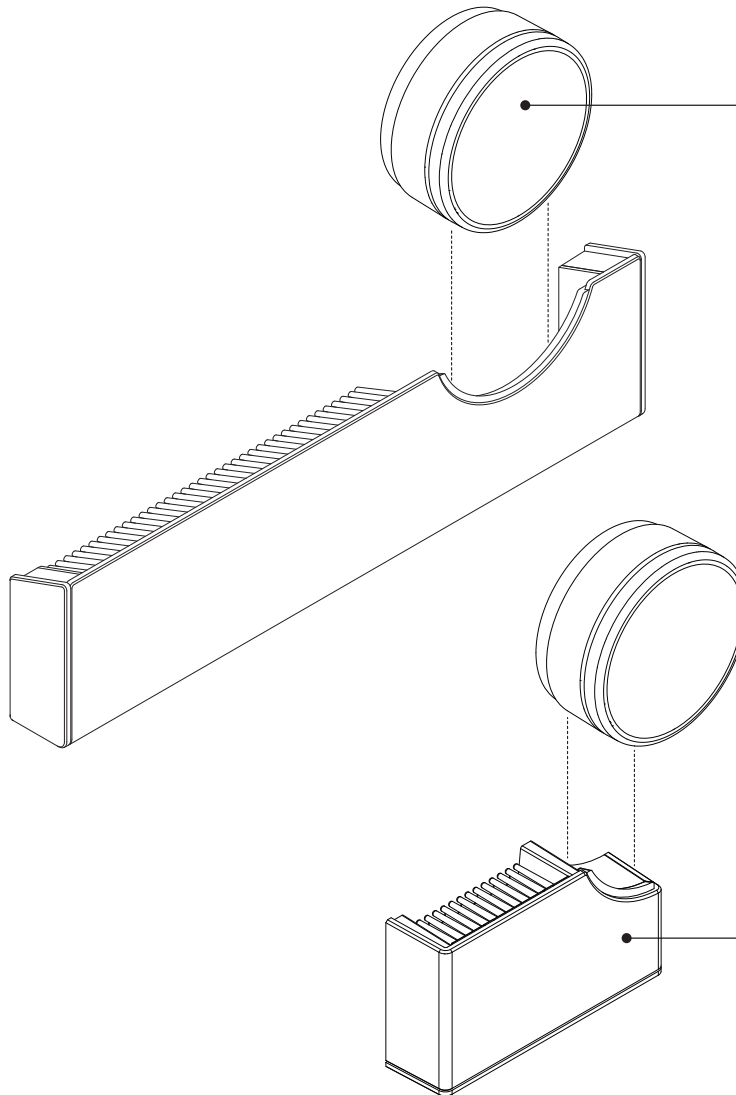
Collaborative ToolBar

is an elegant design element that enhances the functionality of any Polyvision CeramicSteel markerboard. With a unique docking station, it offers a thoughtful home for a magnetic eraser and markers or chalk, ensuring tools stay organized and secure. The ToolBar is intuitive to use, easy to clean, and provides users with the freedom to orient the kit anywhere on the board. With a design that feels good to the touch, it blends functionality with a premium aesthetic.

Kits are available for different writing board finishes. Markers are included with the standard and neon kits. Chalk sticks are included with the chalkboard kits. All kits include a round magnetic eraser and two replacement microfiber cloths.

Chalk sticks come with brand chalk stick holders.

ToolBar mini is a smaller version that comes standard with two markers and the round magnetic eraser.



Round magnetic eraser fits effortlessly in the docking station.

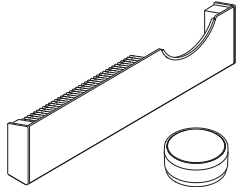
The versatile ToolBar can be positioned both horizontally and vertically.

ToolBar and eraser come standard in a black satin finish.

Actual Dimensions

	ToolBar	ToolBar Mini	Eraser
Depth	1 $\frac{7}{8}$ " or 35 mm	1 $\frac{7}{8}$ " or 35 mm	1 $\frac{3}{8}$ " or 42 mm
Overall Width	3 $\frac{9}{10}$ " or 85 mm	3" or 75 mm	3 $\frac{1}{2}$ " or 90 mm
Overall Height	13 $\frac{3}{8}$ " or 346 mm	5" or 132 mm	3 $\frac{1}{2}$ " or 90 mm
Weight (lbs)	1 lb	0.7 lb	0.23 lb
Weight (kgs)	0.45 kg	0.31 kg	0.10 kg

Collaborative ToolBar



Tip: See CeramicSteel Cleaning/Daily Care and Maintenance for additional information.
 ▶ Page 502

Tip: Contact your Collaborative Surfaces Representative with any questions: collabsolutions@steelcase.com

Tip: ToolBar is not compatible with **PVGLASS**.

Standard Includes	Required to Specify
-------------------	---------------------

<p>▶ Need help? Product details, page 592</p>	<ul style="list-style-type: none"> Standard kit, if selected: ToolBar, round magnetic eraser, four markers (red, green, blue, and black), and two extra microfiber cloths for eraser Neon kit, if selected: ToolBar, round magnetic eraser, five expo neon markers (pink, blue, green, orange, and yellow), and two extra microfiber cloths for eraser Chalkboard kit, if selected: ToolBar, round magnetic eraser, four white chalk sticks, four chalk stick holders, and two extra microfiber cloths for eraser
	<p>1 Style number 2 ToolBar kit type (see below under Required Selections)</p>

ToolBar Kit Type	Required Selections	U.S. Price	Required to Specify
------------------	---------------------	------------	---------------------

<p>ToolBar Kit Type</p>	<ul style="list-style-type: none"> Standard kit Neon kit Chalkboard kit 	<p>No cost No cost No cost</p>	<p>Specify with <i>standard kit</i>. Specify with <i>neon kit</i>. Specify with <i>chalkboard kit</i>.</p>
--------------------------------	--	--	--

Specification Information	
Style Number	U.S. Price

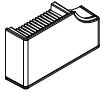
PVTOOLBAR	\$206
------------------	-------

Whiteboards and Tackboards

Products on this page are ordered through the Polyvision catalog (PDX).

 **For Canadian Pricing**
 Multiply U.S. Price by the Canadian price factor.
 ▶ See page 1 for details.

Collaborative ToolBar Mini



Tip: See CeramicSteel Cleaning/Daily Care and Maintenance for additional information.

▶ Page 502

Tip: ToolBar mini is not compatible with **PVGLASS**.

Tip: Contact your Collaborative Surfaces Representative with any questions: collabsolutions@steelcase.com.

Standard Includes	Required to Specify
-------------------	---------------------

- | | |
|--|--|
| ▶ Need help? Product details, page 592 | • ToolBar mini, round magnetic eraser, 2 markers (black and blue) and two extra microfiber cloths for eraser |
| | Style number |

Specification Information	
• Style Number	• U.S. Price

• Style Number	• U.S. Price
PVTLBMINI	\$150

Products on this page are ordered through the Polyvision catalog (PDX).



For Canadian Pricing

Multiply U.S. Price by the Canadian price factor.

▶ See page 1 for details.

Accessories

Round Magnetic Eraser



Standard Includes	Required to Specify
<ul style="list-style-type: none"> ▶ Need help? Product details, page 592 • Round magnetic eraser 	<ul style="list-style-type: none"> Style number

Specification Information	
• Style Number	• U.S. Price
PVRME	\$34
:	:

Replacement Microfiber Cloths for Eraser

Tip: Compatible with round magnetic eraser.

Standard Includes	Required to Specify
<ul style="list-style-type: none"> ▶ Need help? Product details, page 592 • 10 replacement microfiber cloths 	<ul style="list-style-type: none"> Style number

Specification Information	
• Style Number	• U.S. Price
PVMFC	\$21
:	:

Products on this page are ordered through the Polyvision catalog (PDX).

For Canadian Pricing
 Multiply U.S. Price by the Canadian price factor.
 ▶ See page 1 for details.

Set of Four V-Board Markers

Standard Includes	Required to Specify
<ul style="list-style-type: none"> ▶ Need help? Product details, page 592 • Four V-board markers 	<ul style="list-style-type: none"> Style number

Related Products
<ul style="list-style-type: none"> • Neon dry erase markers (MP5N) ▶ Page 598

Tip: V-board markers are for use with standard kit. Neon dry erase markers are for use with neon kit.

Specification Information	
• Style Number	• U.S. Price
PVMKRS	\$17
⋮	⋮

Chalk Sticks

Standard Includes	Required to Specify
<ul style="list-style-type: none"> ▶ Need help? Product details, page 592 • 10 chalk sticks 	<ul style="list-style-type: none"> Style number

Specification Information	
• Style Number	• U.S. Price
PVWCLK	\$5
⋮	⋮

White Chalk Sticks

PVWCLK	\$5
⋮	⋮

Colored Chalk Sticks

PVCCLK	\$5
⋮	⋮

Whiteboards and Tackboards

Chalk Stick Holders

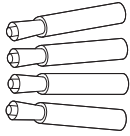
Products on this page are ordered through the Polyvision catalog (PDX).

Standard Includes	Required to Specify
<ul style="list-style-type: none"> ▶ Need help? Product details, page 592 • Four chalk stick holders • Four white chalk sticks 	<ul style="list-style-type: none"> Style number

Specification Information	
• Style Number	• U.S. Price
PVCSH	\$8
⋮	⋮

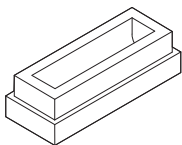
 **For Canadian Pricing**
 Multiply U.S. Price by the Canadian price factor.
 ▶ See page 1 for details.

Dry Erase Markers



Standard Includes		Required to Specify
• Dry erase markers		Style number
Specification Information		
• Style Number	• U.S. Price	
Twelve Black Markers		
1MP12	\$44	
Twelve Blue Markers		
2MP12	\$44	
Twelve Red Markers		
3MP12	\$44	
Twelve Green Markers		
4MP12	\$44	
Three Black Markers, Three Blue Markers, Three Red Markers, and Three Green Markers		
MP12	\$44	
One Black Marker, One Blue Marker, One Red Marker, and One Green Marker		
MP4	\$11	

Magnetic Eraser with Marker Holder



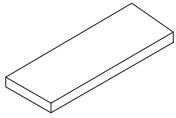
Tip: Eraser will hold one dry erase marker.

Standard Includes		Required to Specify
• Magnetic eraser with marker holder		Style number
Specification Information		
• Style Number	• U.S. Price	
MEP1	\$44	



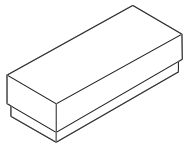
For Canadian Pricing
 Multiply U.S. Price by the Canadian price factor.
 ▶ See page 1 for details.

Magnetic Eraser Felt Replacements



Standard Includes		Required to Specify
<ul style="list-style-type: none"> Replacement felt 		Style number
Specification Information		
Style Number	U.S. Price	
ERF5	\$5	


Eraser



Standard Includes		Required to Specify
<ul style="list-style-type: none"> Eraser 		Style number
Specification Information		
Style Number	U.S. Price	
RE1	\$7	

Whiteboards and Tackboards

Magnetic Marker Trays



Standard Includes		Required to Specify
<ul style="list-style-type: none"> Marker tray: 8043 Clear Anodized Aluminum 		Style number
Specification Information		
Style Number	U.S. Price	
12" Magnetic Marker Tray		
MCR12	\$ 85	
24" Magnetic Marker Tray		
MCR24	\$113	



For Canadian Pricing
 Multiply U.S. Price by the Canadian price factor.
 ▶ See page 1 for details.

Surface Materials

This listing includes all surface material and/or finish choices applicable to Premium Whiteboards and Tackboards. Not all surface material and/or finish choices are available on all products. Please refer to the Finish Matrices.
 ▶ See page 602 for specific product availability.

Paint

Steelcase Surfaces

Price Group 1

- 7190 Platinum Solid
- 7207 Black

Price Group 2

- 0835 Black
- 4700 Warm White
- 4750 Champagne Metallic
- 4798 Sterling Metallic
- 4799 Platinum Metallic

Applies to:

- Sans accented edge
- Sans light accented edge
- Serif accented edge

Price Group 3

- PV01 Pomegranate
- PV02 Papaya
- PV03 Mango
- PV04 Ivy
- PV05 Azure
- PV06 Truffle
- PV07 Plum

Accent Paint

- 4AV4 Baltic
- 4AX1 Citron
- 4AY2 Chili
- 4CZ5 Honey
- 4CZ6 Lagoon
- 4CZ8 Light Peacock

Metal Paint

Steelcase Surfaces

Price Group 2

- 8043 Clear Anodized Aluminum
- 8044 Black Anodized Aluminum

Applies to:

- Sans accented edge
- Sans light accented edge
- Serif accented edge

- 4AV4 Baltic
- 4AX1 Citron
- 4AY2 Chili
- 4CZ5 Honey
- 4CZ6 Lagoon
- 4CZ8 Light Peacock

Wood

Steelcase Surfaces

Wood Trim Finishes

The wood finish is an open pore, high gloss finish on maple, cherry, or walnut. Colors match current Steelcase wood finishes in color only and do not match the Steelcase finish in sheen.

- 3412 FC/OP Natural Cherry **E**
- 3422 FC/OP Medium Cherry
- 3592 FC/OP Blonde on Maple **E**
- 3712 FC/OP Natural Walnut on Walnut
- 3772 FC/OP Medium Mahogany on Walnut

Select Surfaces

Composite Veneer

Composite veneers are an engineered wood intended to create specific grain patterns and characteristics. They are pre-stained and finished with Steelcase's Clarity water-borne UV topcoat, which protects the environment while providing durability and clarity. Only open-pore finishes are available on composite wood. Composite veneer and matching edge bands are available on most Steelcase brand products. Composites, for use as a solid nosing substitute, are not available. Steelcase does not recommend mixing composite veneers with natural solid nosings because composite and natural wood grain and color matching are rarely compatible. Composite veneers are Select Surface as Wood Group 1 pricing.

Wood Group 1

Flat-Cut Open-Pore

- 3JDX FC/OP Oak Composite
- 3JJX FC/OP Walnut Composite

Quarter-Cut Open-Pore

- 3F8X QC/OP European Walnut Composite
- 3GGX QC/OP Zebrano Composite
- 3HGX QC/OP Oak Composite
- 3HVX QC/OP Walnut Composite
- 3ZNX QC/OP Night Cerused Oak Composite

Custom Surfaces

Customiz stain is a service that allows you to create your own stain colors and finishes on standard veneer. Customiz stain color is available on all products lines that offer wood veneer.

A \$500 stain-matching fee applies on CUSTOMIZ requests (Exception: The \$500 fee does not apply on matches to Coalesse standard finishes or for a lowgloss finish request on a standard color.) The \$500 fee covers the cost of formulating the Customiz color finish and applies regardless of whether or not an order for product is placed.

In addition, an approval form must be signed to indicate customer acceptance of Customiz match. A \$1,500 initiation fee will be charged prior to first order entry. This initiation fee activates the finish for unlimited use on any Steelcase product for an 18 month time period. After the 18 month time period has lapsed, the Customiz finish may be reactivated for another 18 months for a \$1,000 fee at any point within five years after the \$1,500 initiation fee was paid. If the finish is not reactivated within five years after the \$1,500 initiation fee was paid, the finish will be culled and the customer will need to pay the \$1,500 initiation fee again. All style number related Customiz charges products are no cost as of April 2014. The matching and initiation fees are not discountable.

Customiz stain takes 10 days to formulate. Consult the Surface Materials Reference Manual for more information. Custom veneers are also available and must be quoted by Steelcase special group. Customiz stain on custom veneers takes 2 to 4 weeks to formulate. Requirements and information on ordering a Customiz stain color are found in the Surface Material Reference Manual.

Tip: When Customiz stain is specified, the veneer will be applied vertically.

Whiteboard Surface

Steelcase Surfaces

Whiteboards are standard in white high-gloss 7655 e³ environmental CeramicSteel. Optional screenprint patterns are available to provide a guide for writing or drawing. See below for patterns.

Standard (e³ environmental CeramicSteel):

- 7655 White High Gloss
 - 7661 Gray Chalk 6502C CS
 - 7665 Saffron Pattern
 - 7671 Arctic White
 - 7672 Seagull
 - 7673 Merle
 - 7674 Platinum Solid
 - 7675 Sterling Dark
 - PV08 Black Chalk CS
 - PV09 Hygienic White Gloss*
 - PV11 Grey Calendar Grid CS
 - PV12 Grey Grid CS
- *PV09 Hygienic White finish is not available on the 24"H Boundri screen.

Optional Screenprint on e³ environmental CeramicSteel:

- 7656 2" Circular Dot Pattern
- 7657 2" Grid Pattern
- 7658 Music Staff Lines

Vertical Surface Fabric

Fabric Tackboard Surfaces

Tackboard surfaces are available in select Steelcase and Designtex fabrics. All fabrics are applied railroaded, i.e. salvages parallel to floor.

Steelcase Surfaces

Price Group A

- Sprite**
- 5540 Khaki
- 5541 Snow
- 5543 Linen
- 5544 Sherbet
- 5545 Powder
- 5547 Sky

E = Established

Price Group 1

Abacus **E**

- P123 Portico
- P124 Opus
- P125 Cusp
- P126 Artifact

Alloy

- P525 Polar
- P526 Skim
- P527 Bubbly
- P528 Tern
- P529 Shore
- P530 Asti
- P531 Silver
- P532 Oxide
- P533 Element
- P534 Construct
- P535 Currency
- P536 Iron

Boccie

- P200 New Rice
- P201 New Almond
- P203 New Camel
- P204 New Opal
- P205 New Mist
- P206 New Plum
- P208 New Spearmint
- P209 New Sky

Buzz2

- 5F03 Tomato
- 5F04 Red **E**
- 5F05 Burgundy
- 5F06 Sky **E**
- 5F07 Blue
- 5F08 Navy
- 5F15 Stone
- 5F16 Grey
- 5F17 Black
- 5G50 Dunegrass
- 5G51 Sable
- 5G55 Pumpkin
- 5G57 Rouge
- 5G59 Meadow
- 5G61 Cyan
- 5G62 Atlantic
- 5G63 Crocus
- 5G64 Alpine
- 5G65 Tornado

Charm

- P505 Shell
- P506 Mimosa
- P507 Birch
- P508 Sparkle
- P510 Debut
- P511 Clover
- P513 Twilight

E = Established

Lapel

- P409 Cement
- P410 Pebble
- P411 Beech
- P412 Dune
- P414 Sprout
- P416 Maple
- P417 Slate

Optic

- P540 Hazel
- P541 Twinkle
- P542 Orion
- P543 Seaglass
- P546 Whiskey
- P547 Bath
- P548 Whisper
- P549 Breezy
- P551 Glimmer

Pianista

- P420 Sand
- P421 Mist
- P422 Rain
- P423 Natural
- P424 Café
- P425 Denim
- P426 Carbon
- P427 Stone
- P428 Flax
- P429 Oat
- P430 Wheat
- P431 Maize

Rhythm

- P555 Allegro
- P556 Tempo
- P557 Refrain
- P558 Pitch
- P559 Harmony **E**
- P560 Melody
- P561 Stanza
- P562 Opus

Tinsel

- P516 Lit
- P517 Ego
- P518 Fizz
- P519 Muse
- P520 Depth
- P521 Bliss
- P522 Grow
- P523 Dolce

Price Group 2

Bariolage

- G200 New Etude
- G201 New Andante **E**
- G202 New Cantata **E**
- G203 New Adagio
- G204 New Melody
- G205 New Ballata

Code

- 5FA1 Fossil
- 5FA2 Gabbro
- 5FA3 Reed
- 5FA4 Bluff
- 5FA5 Sea Salt
- 5FA6 Cannon
- 5FA7 Tussah
- 5FA8 Mica
- 5FA9 Ecrú
- 5FB1 Bamboo

Flip: Orbit

- 5F85 Mud Pie **E**
- 5F86 Hummus **E**
- 5F87 Petoskey
- 5F88 Pluto **E**
- 5F89 Papyrus
- 5F91 Blizzard
- 5F92 Briquette

Flip: TexHex

- 5F75 Mud Pie **E**
- 5F76 Hummus **E**
- 5F77 Petoskey
- 5F78 Pluto **E**
- 5F79 Papyrus
- 5F97 Blizzard
- 5F98 Briquette

Fresco

- G001 Sandrift
- G002 Mistiblu
- G003 Faon
- G006 Chamoline
- G007 Grapenut **E**
- G017 Flint **E**

Intersection

- P211 Summit
- P212 Chalk
- P213 Lace

Latch

- P600 Seashell
- P601 Clam
- P602 Eggshell
- P603 Zen
- P604 Cool Gray
- P605 Armor
- P606 Sentinel
- P607 Rye
- P608 Billow
- P609 Nimbus

Stencil

- P455 Midnight
- P456 Mulberry
- P457 Cracked Pepper
- P458 Denim
- P459 Chartreuse
- P460 Bittersweet
- P461 Mauvelous
- P462 Bermuda
- P463 Concrete
- P464 Orchid
- P465 Parchment
- P466 Silk
- P467 Sea Salt
- P468 Honeydew
- P469 Sepia

Price Group 3

Billiard Multi-Use by Designtex

- 5H11 Poppy
- 5H12 Tangelo
- 5H13 Citrine/Citron
- 5H14 Avocado
- 5H16 Indigo
- 5H17 Mallard
- 5H18 Teak
- 5H19 Cumulus
- 5H20 Pewter
- 5H21 Gunmetal
- 5H22 Ink
- 5H23 Rose Quartz
- 5H24 Sea Salt
- 5H25 Storm Cloud
- 5H26 Olivine

Acoustic Panel Surfaces

Steelcase Surfaces

Price Group 1

PET

- Applies to:
 - Accord Acoustic Panel
- PV39 Stone
- PV40 Dusk
- PV41 Storm
- PV42 Space
- PV43 Aqua
- PV44 Arbor

Applies to:

- Frank Lloyd Wright Racine Whiteboard
- PV39 Stone
- PV40 Dusk
- PV41 Storm
- PV54 Shadow

Carlow

- Applies to:
 - Textura Mobile Acoustic Panel
- PV49 Callan
- PV50 Tallow
- PV51 Aruba

Lucia

- Applies to:
 - Textura Mobile Acoustic Panel
- PV52 Paseo
- PV53 Sligo

Select Surfaces

For information on products within Select Surfaces, including accent paints and fabrics from Designtex, Gabriel, Kvadrat, and Pollack, please refer to the *Surface Materials Reference Manual* or visit www.steelcase.com/surface-materials under the Select Surfaces section.

Custom Surfaces

Price Group COM (Customer's Own Material)

Fabric Approval and Yardage

To confirm whether a particular COM material has already been tested for use on a specific Steelcase product or to determine actual yardage requirements:

- Visit www.steelcase.com

For additional information regarding Customer's Own Material, call

1.888.STEELCASE (1.888.783.3522) or send an e-mail to lineone@steelcase.com.

Availability Matrices

Premium Whiteboards and Tackboards Paint and Metal Availability Matrix

Legend

- = Not available
- = Available
- = Available with exceptions

		4750 Champagne Metallic	4798 Sterling Metallic	8043 Clear Anodized Aluminum	8044 Black Anodized Aluminum
Senti		•	•	■	•
Edge		■	•	■	•
Huddleboard	Mobile easel	•	■	•	•
	Panel/structural tray	•	■	•	•
	Worktool rail	•	•	■	■
110 Series		•	•	■	•
555 Series		•	•	■	•
Parametric Whiteboards and Tackboards		□	•	■	•

Polyvision CeramicSteel Surface

Legend

- = Not available
- = Available
- = Available with exceptions

	7655 White High Gloss	7656 2" Circular Dot Pattern	7657 2" x 2" Grid Pattern	7658 Music Staff Lines	7661 Gray Chalk 6502C CS	7665 Saffron Pattern	7671 Arctic White	7672 Seagull	7673 Merle	7674 Platinum Solid	7675 Sterling Dark Solid	PV08 Black Chalk	PV09 Hygienic White Gloss	PV11 Grey Calendar Grid CS	PV12 Grey Grid CS
Frank Lloyd Wright Racine Whiteboard	•	•	•	•	•	•	■	•	•	•	•	•	•	•	•
Accord	■	•	•	•	•	•	■	•	•	•	•	•	•	•	•
Motif	•	•	•	•	•	•	■	■	■	■	■	•	•	■	■
Motif (Accented)	•	•	•	•	•	■	•	•	•	•	•	•	•	•	•
Flow	■	•	•	•	■	•	•	•	•	•	•	•	■	•	•
Sans	■	•	•	•	■	•	■	•	■	■	•	•	■	•	•
Sans Light	■	•	•	•	■	•	■	■	■	■	•	•	■	•	•
Serif	■	•	•	•	•	•	•	•	•	•	•	•	■	•	•
Mobile	•	•	•	•	•	•	■	•	•	•	•	•	■	•	•
Textura Mobile	•	•	•	•	•	•	■	•	•	•	•	•	■	•	•
Nota	•	•	•	•	•	•	■	•	•	•	•	■	■	■	■
Boundri	•	•	•	•	•	•	■	•	■	■	•	•	□	•	•
Senti	■	■	■	•	•	•	•	•	•	•	•	•	•	•	•
Edge	■	■	■	•	•	•	•	•	•	•	•	•	•	•	•
110 Series	■	•	•	■	•	•	•	•	•	•	•	•	•	•	•
555 Series	■	•	•	■	•	•	•	•	•	•	•	•	•	•	•
Parametric Whiteboards	■	■	■	■	•	•	•	•	•	•	•	•	•	•	•

Frameless Whiteboards with Accented Edges Availability Matrix

Legend

- = Not available
- = Available
- = Available with exceptions

		Ceramic				Paint											Accent Paint				
		7661	7671	7673	7674	0835	7190	PV01	PV02	PV03	PV04	PV05	PV06	PV07	4AV4	4AX1	4AY2	4CZ5	4CZ6	4CZ8	
e ³ Environmental CeramicSteel		Gray Chalk 6502C CS	Arctic White 2 CS	Merle CS	Platinum Solid CS	Black	Platinum Solid	Pomegranate	Papaya	Mango	Ivy	Azure	Truffle	Plum	Baltic	Citron	Chili	Honey	Lagoon	Light Peacock	
Sans	7655 White High Gloss	•	•	•	•	■	■	■	■	■	■	■	■	■	■	■	■	■	■	■	
	7661 Gray Chalk 6502C CS	■	•	•	•	•	•	•	•	•	•	•	•	•	•	•	•	•	•	•	
	7671 Arctic White 2 CS	•	■	•	•	■	■	■	■	■	■	■	■	■	■	■	■	■	■	■	
	7673 Merle CS	•	•	■	•	•	•	•	•	•	•	•	•	•	•	•	•	•	•	•	
	7674 Platinum Solid CS	•	•	•	■	•	•	•	•	•	•	•	•	•	•	•	•	•	•	•	
Sans Light	7655 White High Gloss	•	•	•	•	■	■	■	■	■	■	■	■	■	■	■	■	■	■	■	
	7661 Gray Chalk 6502C CS	■	•	•	•	•	•	•	•	•	•	•	•	•	•	•	•	•	•	•	
	7671 Arctic White 2 CS	•	■	•	•	■	■	■	■	■	■	■	■	■	■	■	■	■	■	■	
	7673 Merle CS	•	•	■	•	•	•	•	•	•	•	•	•	•	•	•	•	•	•	•	
	7674 Platinum Solid CS	•	•	•	■	•	•	•	•	•	•	•	•	•	•	•	•	•	•	•	
Serif	7655 White High Gloss	•	•	•	•	■	■	■	■	■	■	■	■	■	■	■	■	■	■	■	



Seating Surface Materials

Steelcase

606

Steelcase Seating Surface Materials

This listing includes all the surface material choices that are available for the products in this specification guide.

Resources

For more information about surface materials, refer to the following resources:

Additional surface materials specification tools are available to assist you in the specification process—the Surface Materials Binders.

The global surface materials palette is a core collection of finishes that is available across multiple geographies (Americas/EMEA – Europe, Middle East, and Africa/ APAC – Asia Pacific) and on global product lines, where applicable. For a list of finishes included in the offering, see the *Surface Materials Reference Manual*. Additional details, like product approvals by geography and finish number conversions, can also be found in the *Surface Materials Reference Manual* or see www.steelcase.com/surface-materials.

Surface Materials Binders

- Surface Materials Reference Manual
- A complete set of swatch cards for hard surfaces, vertical surface fabrics, and seating upholstery

Plastic

- Applies to:
- Shortcut chair and stool five-arm base
- 6205 Black

- Applies to:
- Shortcut tripod base
- 6249 Platinum Solid
6295 Near Black
6337 Element

- Applies to:
- Shortcut personal worksurface
- 6053 Seagull
6249 Platinum Solid
6295 Near Black
6337 Element
6654 Sand

- Applies to:
- Shortcut shell

Price Group 1

- 6009 Arctic White
6059 Sterling Dark Solid
6205 Black
6249 Platinum Solid
6259 Midnight
6332 Citron
6333 Picasso
6335 Wasabi
6336 Jazz
6337 Element
6338 Chili
6527 Merle
6BD8 Snow
6BD9 Carbon Flat
6BE1 Ore

Price Group 2

- 6BD1 Aubergine
6BD2 Peacock
6BD3 Jungle
6BD4 Merlot
6BD5 Honey
6BD6 Lagoon
6BD7 Saffron
6BE5 Olivine
6BE6 Sea Salt

- Applies to:
- Buoy body

Price Group 1

- 6009 Arctic White
6205 Black
6333 Picasso
6335 Wasabi
6337 Element
6338 Chili
6BD8 Snow
6BD9 Carbon Flat
6BE1 Ore

Price Group 2

- 6BD1 Aubergine
6BD2 Peacock
6BD3 Jungle
6BD4 Merlot
6BD5 Honey
6BD6 Lagoon
6BD7 Saffron

- Applies to:
- Buoy base
- 6527 Merle

Steelcase Surfaces

Not every plastic color is available on every plastic component.

▶ Refer to the *Color Availability Matrix* in the Seating Spec Guide before specifying.

- Applies to:
- Cachet 487 Series
- 6205 Black
6259 Midnight

- Applies to:
- cob1 434 Series
- 6009 Arctic White
6205 Black
6249 Platinum Solid
6295 Near Black

- Applies to:
- Node 480 Series

Price Group 1

- 6009 Arctic White
6053 Seagull
6059 Sterling Dark Solid
6205 Black
6249 Platinum Solid
6259 Midnight
6332 Citron
6333 Picasso
6334 Flash
6335 Wasabi
6336 Jazz
6337 Element
6338 Chili
6527 Merle
6654 Sand
6655 Warm White
6BD8 Snow
6BD9 Carbon Flat
6BE1 Ore

Price Group 2

- 6BD1 Aubergine
6BD2 Peacock
6BD3 Jungle
6BD4 Merlot
6BD5 Honey
6BD6 Lagoon
6BD7 Saffron
6BE5 Olivine
6BE6 Sea Salt

- Applies to:
- Tenor back and seat shell

Price Group 1

- 6009 Arctic White
6205 Black
6249 Platinum Solid
6335 Wasabi
6527 Merle

Price Group 2

- 6BD2 Peacock
6BD6 Lagoon
6BD7 Saffron
6BE5 Olivine
6BE6 Sea Salt

Paint

Steelcase Surfaces

- Applies to:
- cob1 434 Series chairs
- 0835 Black
4799 Platinum Metallic
4803 Near Black Metallic

- Applies to:
- Node 480 Series chairs
- 0835 Black
4750 Champagne Metallic
4799 Platinum Metallic

- Applies to:
- Brody 488 Series chairs
- 4799 Platinum Metallic
7243 Seagull
7250 Sterling Dark
7360 Merle

- Applies to:
- Brody 488 Series dash mini LED light
- 4231 Arctic White
4710 Low Gloss Black
4799 Platinum

- Applies to:
- Shortcut chair and stool five-arm base
- 4140 Arctic White
4799 Platinum Metallic

- Applies to:
- Shortcut with tripod base

Price Group 2

- 0835 Black
4140 Arctic White
4799 Platinum Metallic

- Applies to:
- Shortcut X base chair and stool wire frame base
 - Shortcut wood chair

Price Group 1

- 4238 Mocha
4239 Clay
4240 Chalk
4242 Milk
7207 Black
7225 Sand
7237 Slate
7238 Fieldstone
7239 Midnight
7241 Arctic White
7243 Seagull
7250 Sterling Dark Solid
7278 Dark Bronze
7360 Merle

Price Group 2

- 0835 Black
4140 Arctic White Gloss
4743 Mineral Metallic
4750 Champagne Metallic
4798 Sterling Metallic
4799 Platinum Metallic
4803 Near Black Metallic
7245 Carbon Metallic
7246 Midnight Metallic

Price Group 3

- Applies to:
- Brody 488 Series Chairs
 - Node Series 480
 - Regard frames*
 - Shortcut X base chair and X base stool
- * Does not include booth frame.

Coatings

- 1ATT Cast Shadow

Lux Coatings

- 4B20 Obsidian
4B22 Matt Brass
4B23 Burnished Bronze
4B24 Night Bronze
4B25 Matte Copper
4B26 Smoked Mica
4B29 Cast Iron

E = Established

Accent Paint

- 1ATG Rose Quartz
- 4AV3 Blue Jay
- 4AV4 Baltic
- 4AX1 Citron
- 4AY2 Chili
- 4AZ5 Marlin
- 4CL1 Dark Olivine
- 4CL2 Ice Blue
- 4CL3 Aura
- 4CL4 Sea Glass
- 4CL5 Light Matcha
- 4CL6 Terra
- 4CL7 Sandstone
- 4CL8 Smokey Plum
- 4CZ5 Honey
- 4CZ6 Lagoon
- 4CZ8 Light Peacock

Custom Surfaces**PerfectMatch**

PerfectMatch is a service that allows you to create your own paint color. Refer to the *Surface Materials Reference Manual* for more information about this program.

Accessory Paint**Steelcase Surfaces**

Applies to:

- cob1 434 Series chairs
- 4140 Arctic White Gloss

Upholstery**Steelcase Surfaces**

Applies to:

- cob1 434 Series

Connect 3D

- 5014 Royal Blue
- 5015 Coconut
- 5016 Turmeric/Honey
- 5017 Tangerine
- 5018 Scarlet
- 5019 Concord
- 5021 Blue Jay
- 5023 Wasabi
- 5024 Nickel
- 5025 Graphite
- 5026 Licorice
- 5027 Malt
- 5028 Root Beer
- 5030 Sailor
- 5036 Canary
- 5532 Aubergine
- 5533 Peacock
- 5534 Jungle
- 5535 Merlot
- 5536 Lagoon
- 5537 Saffron

Seating Upholstery

Not every upholstery is available on every chair.

- ▶ Refer to the *Steelcase Upholstery Matrix* in the Seating Spec Guide before specifying.

Steelcase Surfaces**Price Group 1****Buzz2**

- 5F03 Tomato
- 5F04 Red **E**
- 5F05 Burgundy
- 5F06 Sky **E**
- 5F07 Blue
- 5F08 Navy
- 5F15 Stone
- 5F16 Grey
- 5F17 Black
- 5G50 Dunegrass
- 5G51 Sable
- 5G55 Pumpkin
- 5G57 Rouge
- 5G59 Meadow
- 5G61 Cyan
- 5G62 Atlantic
- 5G63 Crocus
- 5G64 Alpine
- 5G65 Tornado

Era

- 5ER0 Cobalt
- 5ER1 Harbor
- 5ER2 Blue Nickel
- 5ER3 Pistachio
- 5ER4 Canary
- 5ER5 Comet
- 5ER6 Truffle
- 5ER7 Saffron
- 5ER8 Pink Lemonade
- 5ER9 Onyx
- 5ES0 Scarlet
- 5ES1 Lentil
- 5ES2 Oatmeal
- 5ES3 Persimmon
- 5ES4 Sprout
- 5ES5 Blue Mint
- 5ES6 Royal Blue
- 5ES7 Night Owl
- 5ET1 Rose Quartz
- 5ET3 Olivine
- 5EU2 Electric Indigo
- 5EU3 Green Citrine
- 5EU4 Storm Cloud

Jacks

- 5B61 Taupe **E**
- 5B63 Camel **E**
- 5B64 Pewter **E**
- 5B70 Midnight **E**

Link

- 5A20 Burgundy
- 5A24 Blue
- 5A25 Navy
- 5A26 Purple
- 5A27 Black

New Black

- 5J10 New Black: Bruce
 - 5J11 New Black: Henry
- Tip: New Black upholstery has color numbers in both price group 1 and price group 2.*

Price Group 2**Chainmail**

- 5551 Space
- 5552 Silver Dollar
- 5553 Volcano
- 5554 Orange Crush
- 5555 Tricycle
- 5556 Geranium
- 5558 Margarita
- 5559 Lagoon

Cogent: Connect

- 5S15 Coconut
- 5S16 Turmeric/Honey
- 5S17 Tangerine
- 5S18 Scarlet
- 5S19 Concord
- 5S21 Blue Jay
- 5S23 Wasabi
- 5S24 Nickel
- 5S25 Graphite
- 5S26 Licorice
- 5S27 Malt
- 5S28 Root Beer
- 5S93 Indigo/Blueprint
- 5S94 Lizard/Jungle
- 5S95 Sailor
- 5S96 Quicksilver
- 5S99 Lipstick/Merlot
- 5SD0 Royal Blue
- 5SD1 Aubergine
- 5SD2 Peacock
- 5SD3 Lagoon
- 5SD4 Saffron
- 5SD5 Citrine
- 5SD6 Rose Quartz
- 5SD7 Sea Salt
- 5SF3 Storm Cloud
- 5SF4 Olivine

Foundation

- 5875 Black
- 5876 Navy
- 5877 Foggy Night
- 5878 Sailor
- 5879 Ivory
- 5880 Seal
- 5881 Peat
- 5882 New Sand
- 5883 Cranberry
- 5884 Spring
- 5885 Honey
- 5886 Folkstone
- 5887 Pebble
- 5888 Oregon

New Black

- 5J08 New Black: Jack
 - 5J09 New Black: James
 - 5J12 New Black: Harley
- Tip: New Black upholstery has color numbers in both price group 1 and price group 2.*

Nitelights

- 5F63 Moss
- 5F66 Stone
- 5F67 Moon

Stand In

- 5621 Sleet
- 5622 Lunar
- 5623 Cyclone
- 5624 Eclipse
- 5625 Powder
- 5626 Chardonnay
- 5627 Graham
- 5628 Sediment
- 5629 Allspice
- 5630 Apple
- 5631 Lava
- 5632 Cayenne
- 5633 Plantain
- 5634 Parsley
- 5635 Scallion
- 5636 Atlantis
- 5691 Orca
- 5740 Burlap
- 5741 Porter
- 5742 Tusk
- 5743 Putty
- 5744 Blueberry
- 5745 Chartreuse
- 5746 Mango
- 5747 Sedona
- 5748 Juniper
- 5749 Peanut

Price Group 3**Billiard Multi-Use by Designtex**

- 5H11 Poppy
- 5H12 Tangelo
- 5H13 Citrine/Citron
- 5H14 Avocado
- 5H16 Indigo
- 5H17 Mallard
- 5H18 Teak
- 5H19 Cumulus
- 5H20 Pewter
- 5H21 Gunmetal
- 5H22 Ink
- 5H23 Rose Quartz
- 5H24 Sea Salt
- 5H25 Storm Cloud
- 5H26 Olivine

Gaja

- 5W40 Black
- 5W41 Pepper
- 5W42 Pearl Grey
- 5W43 Crimson
- 5W44 Ink
- 5W45 Night Blue
- 5W48 Sepia
- 5W51 Camellia Red
- 5W52 Emerald
- 5W53 Snow Pea
- 5W54 Olive
- 5W56 Maroon
- 5W57 Black Raspberry
- 5W58 Spruce
- 5W60 Deep Blue
- 5W61 Chili Pepper

E = Established

Steelcase Seating Surface Materials, continued

Redeem

- TM50 Brick
- TM52 Cinnamon
- TM53 Daisy
- TM55 Water
- TM56 Dill
- TM57 Lavender
- TM58 Mallard
- TM59 Caramel
- TM60 Greyhound
- TM61 Mocha
- TM62 Iceberg
- TM63 Chestnut
- TM64 Granite
- TM66 Barnwood

Retrieve

- TM31 Lake
- TM32 Gala
- TM37 Submarine
- TM40 Quarry
- TM42 Shadow
- TM43 Seal

Price Group 5

Bo Peep

- 5G67 Bone
- 5G72 Honey Mustard
- 5G73 Marmalade
- 5G74 Picnic
- 5G75 Pinot
- 5G76 Bloom
- 5G77 Grapevine
- 5G79 Artichoke
- 5G80 Serpent
- 5G81 Carolina
- 5G82 Blue Bonnet
- 5G83 Nautical
- 5G84 Gravel
- 5G85 Sharkskin
- 5G86 Kohl

Remix

- RE01 Rust
- RE02 Pumpkin
- RE03 Pebble
- RE04 Dark Chocolate
- RE05 Beige
- RE06 Linen Beige
- RE08 Concrete Grey
- RE09 Sky Blue
- RE10 Blue Jean
- RE11 Ivy Green
- RE12 Primavera Yellow
- RE13 Night Blue

Silk

- 5L30 Butterscotch
- 5L31 Dijon
- 5L32 Seaweed
- 5L33 Boysenberry
- 5L34 Vermillion
- 5L35 Marina
- 5L36 Heather Blue
- 5L37 Blue Raspberry
- 5L38 Cauldron
- 5L39 Flaxen

Ⓔ = Established

Price Group 6

Brisa

- BR01 Black Onyx
- BR04 Truffle
- BR06 Ash
- BR07 Sage
- BR08 Celery
- BR09 Sterling Blue
- BR10 Night Navy
- BR11 Cambridge Blue
- BR12 Abyss
- BR14 Pompeian Red
- BR16 Cinnabar
- BR18 New Sand
- BR20 White
- BR21 Moccasin
- BR22 Buckskin
- BR24 Mineral
- BR25 Skyway
- BR26 Iron
- BR27 Stormy
- BR28 Esmeralda
- BR29 Seaweed
- BR30 Bone
- BR31 Caramel
- BR32 Bridle
- BR33 Moon

Price Group 7

Steelcut Trio

- TR01 Mist Grey
- TR02 Stone Grey
- TR03 Cassonade Beige
- TR04 Nutmeg Beige
- TR06 Licorice Black
- TR11 Ice Blue
- TR14 Blue Jay Mix
- TR15 Brown Frost
- TR17 Black Tie
- TR18 Coastal Oasis
- TR19 Deep Sea
- TR20 Kiwi Lime

Leather Price Group

Steelcase Leather

- L107 Black Ⓔ
- L207 Mahogany Ⓔ
- L220 Soapstone Ⓔ
- L221 Rocky Ⓔ

Elmosoft Leather Price Group

Elmosoft Leather

- L110 Maritime Blue
- L111 Midnight Blue
- L112 Ebony
- L113 Gunmetal
- L114 Mica
- L115 Dove Grey
- L116 Plum Pleasure
- L122 Truffle
- L128 Red Birch
- L133 Espresso
- L134 Ruby
- L135 Scarlet
- L138 Bourbon
- L139 Cinder
- L140 Garnet
- L143 Pecan
- L144 Chamois
- L146 Russet
- L147 Saddle
- L151 White
- L709 Sugar
- L711 Parchment
- L717 Cameo
- L723 Storm
- L730 Hunter
- L743 Forest Green
- L747 Cigar
- L749 Beaver
- L750 Bluffstone
- L752 Oxblood
- L755 Peanut Butter
- L758 Mustard
- L762 Canvas
- L763 Macadamia
- L768 Tropical
- L769 Mauve
- L770 Cadet
- L772 Timberwolf
- L773 Chalice
- L774 Oil
- L775 Coyote

Select Surfaces

For information on products within Select Surfaces, including accent paints, Signature plastics, and fabrics from Designtex, Gabriel, Kvadrat, and Pollack, please refer to the *Surface Materials Reference Manual* or visit www.steelcase.com/surface-materials under the Select Surfaces section.

Custom Surfaces

Price Group COM (Customer's Own Material)

Fabric Approval and Yardage

To confirm whether a particular COM material has already been tested for use on a specific Steelcase product or to determine actual yardage requirements:

- Visit www.steelcase.com

For additional information regarding Customer's Own Material, call

(1.888.783.3522) or send an email to lineone@steelcase.com.

Fabric

- Applies to:
- Brody surround and trim
 - Brody desk

Vertical upholstery is not available on all upholstered surfaces.

► See the Vertical Surface Fabric Matrix in *Surface Materials Reference Manual*.

Steelcase Surfaces

Price Group 1

- Buzz2
- Era
- Jacks Ⓔ
- Link
- New Black: Bruce
- New Black: Henry

Price Group 2

- Chainmail
- New Black: Harley
- New Black: Jack
- New Black: James
- Nitelights

Price Group 3

- Billiard Multi-Use by Designtex

Price Group 5

- Remix
- Silk

Price Group 6

- Brisa

Price Group 7

- Steelcut Trio

Custom Surfaces

Price Group COM (Customer's Own Material)

Fabric Approval and Yardage

To confirm whether a particular COM material has already been tested for use on a specific Steelcase product or to determine actual yardage requirements:

- Visit www.steelcase.com

Laminate

High-Pressure Laminate

Price Group 1

- Applies to:
- Brody 488 Series desks
 - 2406 Clear Cherry Ⓔ
 - 2409 Clear Maple
 - 2410 Graphite Walnut
 - 2412 Natural Cherry
 - 2422 Medium Cherry
 - 2511 Winter on Maple
 - 2535 Virginia Walnut
 - 2536 Blackwood Ⓔ
 - 2538 Clear Walnut
 - 2592 Blonde on Maple Ⓔ
 - 2612 Marbled Maple Ⓔ
 - 2614 Chocolate Walnut Ⓔ
 - 2615 Marbled Cherry V2 Ⓔ

- 2714 Natural Walnut Ⓔ
- 2HAK Clear Oak
- 2HAN Ash Noce
- 2HAT Acacia
- 2HAW Ash Wenge
- 2HBN Bisque Noce
- 2HBW Bisque Wenge
- 2HCN Clay Noce
- 2HCW Clay Wenge
- 2HSN Storm Noce
- 2HSW Storm Wenge
- 2HWA Grey Kingswood
- 2HWB Planked Walnut
- 2HWD Resolute Walnut
- 2HWE Natural Recon
- 2HWF Smoked Walnut
- 2HWU Clay
- 2HWV Chalk

Fiber Laminate

- 2850 Vanadium Fiber
- 2852 Tungsten Fiber
- 2854 Vellum Fiber Ⓔ
- 2860 Granite Fiber
- 2862 Stucco Fiber Ⓔ

Micro Laminate

- 2920 Marl Micro
- 2921 Gypsum Micro
- 2922 Clay Micro

Patina Laminate

- 2870 Blonde Bronze Patina
- 2873 Instant Iron Patina

Solid Laminate

- 2722 Cream **E**
- 2730 Arctic White
- 2746 Black
- 2759 Warm White
- 2811 Mist **E**
- 2883 Seagull
- 2884 Milk
- 2885 Dune
- 2HAA Persian Salt
- 2HAB Rose
- 2HAC Indigo
- 2HAD Green Citrine
- 2HAE Dark Olive
- 2HAF Cloudy
- 2HMG Merle

Speckle Laminate

- 2820 Coffee Speckle **E**
- 2823 Driftwood Speckle
- 2824 Smoke Speckle
- 2825 Vanadium Speckle

Price Group 2

- Applies to:
- Brody 488 Series desks

Textured Laminate

- 2TH2 Fawn Cypress
- 2TH4 Saddle Oak
- 2TH5 Veranda Teak
- 2TH7 Walnut Heights
- 2UH1 Reclaimed Aggregate
- 2UH2 Reclaimed Gravel
- 2UH4 Cement
- 2UH6 Sheetrock

Custom Surfaces**Open Line Laminate (OLL)**

- Applies to:
- Brody 488 Series desks

This service allows you to order non-standard laminate at an additional processing fee of \$102 U.S. per unit, plus the cost of the laminate.

High-Pressure Laminate pricing does not include premium or digitally printed patterns from any suppliers. Laminate cost may also vary for basic or standard laminates from other suppliers. Please contact the OLL consultant at 616.475.2426 for pricing. The cost of the laminate will be added to your invoice as a separate line on the acknowledgement.

When processing orders for Open Line laminate, specify 2900 in the laminate finish field and enter the OLL manufacturer information. Enter the required edge finish as you would a standard laminate.

E = Established

Laminate Approval and Material Requirements

To confirm whether a particular laminate has already been tested for use on a specific Steelcase product or to determine material square foot requirements:

- Visit www.steelcase.com

For additional information, refer to the *Steelcase Surface Materials Reference Manual*.

Wood**Steelcase Surfaces****Veneer**

Veneers are matched for proper balance and consistency. Veneers are available quarter cut, except for Oak, which is rift cut. Refer to the *Surface Materials Reference Manual* for descriptions of each cut.

Open-pore finish is a medium gloss finish that leaves the wood grain texture visible to the eye and distinguishable to the touch.

- Applies to:
- Brody 488 Series desks

Wood Group 1**Flat-Cut Open-Pore**

- 3062 FC/OP Graphite Walnut
- 3402 FC/OP Clear Cherry (Aged)
- 3412 FC/OP Natural Cherry **E**
- 3422 FC/OP Medium Cherry
- 3522 FC/OP Clear Maple*
- 3592 FC/OP Blonde on Maple **E**
- 3702 FC/OP Clear Walnut
- 3712 FC/OP Natural Walnut
- 3752 FC/OP Medium Walnut **E**
- 3762 FC/OP Dark Walnut
- 3772 FC/OP Medium Mahogany on Walnut

Quarter-Cut Open-Pore

- 3042 QC/OP Ash **E**
- 3222 QC/OP Clear Maple
- 3292 QC/OP Blonde on Maple **E**
- 3302 QC/OP Clear Walnut
- 3312 QC/OP Natural Walnut
- 3352 QC/OP Medium Walnut **E**
- 3362 QC/OP Dark Walnut
- 3372 QC/OP Medium Mahogany on Walnut
- 3382 QC/OP Graphite Walnut

Rift-Cut Open-Pore

- 3602 RC/OP Desert Oak

Applies to:

- Brody 488 Series desks

Full-fill finish is a medium-gloss finish that completely fills the grain texture, yet allows the grain pattern to be seen. The wood has a lustrous, satiny look, and it is smooth to the touch. This finish is available on worksurfaces only.

Wood Group 1**Flat-Cut Full-Fill**

- 3064 FC/FF Graphite Walnut
- 3404 FC/FF Clear Cherry (Aged)
- 3414 FC/FF Natural Cherry **E**
- 3424 FC/FF Medium Cherry
- 3524 FC/FF Clear Maple*
- 3544 FC/FF Blonde on Maple **E**
- 3704 FC/FF Clear Walnut
- 3714 FC/FF Natural Walnut
- 3754 FC/FF Medium Walnut **E**
- 3764 FC/FF Dark Walnut
- 3774 FC/FF Medium Mahogany on Walnut

Quarter-Cut Full-Fill

- 3224 QC/FF Clear Maple*
- 3294 QC/FF Blonde on Maple **E**
- 3304 QC/FF Clear Walnut
- 3314 QC/FF Natural Walnut
- 3354 QC/FF Medium Walnut **E**
- 3364 QC/FF Dark Walnut
- 3374 QC/FF Medium Mahogany on Walnut
- 3384 QC/FF Graphite Walnut

Rift-Cut Full-Fill

- 3604 RC/FF Desert Oak
- *To ensure an understanding of the color ranges and characteristic variations of natural veneer, a sign-off sheet is required prior to orders being accepted for this clearcoat finish. The sign-off sheet is available through Steelcase advertising stock. Please use form number 09-0000756 for 3042, form number 05-0001370 for 3222 and 3224.

Applies to:

- Node 480 Series wood base
- Shortcut wood base
- Aight ottoman round legs*

Flat-Cut Low Sheen Grade 1

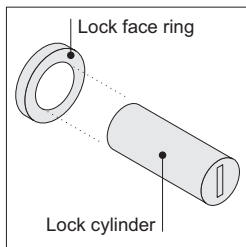
- V1AC Natural Cherry
 - V1AM Clear Maple
 - V1CC Medium Amber Cherry
 - V1EW Dark Walnut
- ▶ See *Coalesse Surface Materials Reference Guide* for more information on these finishes.
* V1CC Medium Amber Cherry not available on Aight ottoman round legs



Resources

Lock and Keying Options	612
Style Number Index	614

Lock and Keying Options



Front-removable lock cylinders can be installed or removed in the field with a special tool. This feature allows you to field install lock cylinders after the furniture is installed.

All locks are designated with key numbers. You can specify a key number; however, if you don't specify a key number, the locks in your order will be keyed random.

Two types of locks are available — the standard keying system (FR series) and the master keying system (XF series). All the locks in the XF series can be opened with a single master key.

Standard Keying

All products are standard keyed random.

Step 1

Furniture will be shipped with a plastic shipping plug. Specify lock cylinder and keying options separately. Only products with factory-installed lock mechanisms can accept lock cylinders in the field.

Tip: Be sure to specify a lock color number (9201 Polished Chrome or 9250 Ember Chrome) for the lock face ring.

Step 2

Order enough lock cylinders to fill each lock location. You must also order a lock tool.

Tip: Lock tools are reusable. You don't need to order additional lock tools with every furniture order. Lock cylinders and the installation tool will be shipped separately so that you can install the locks when you are ready.

To specify lock cylinders, list the total number of lock cylinders that you want with the appropriate style number. If you are specifying key numbers, list the breakdown of the quantity of each key number.

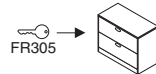
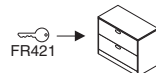
An example of how your order should look is shown below:

Example:
 10 LOCK9201FR FR320
 5 LOCK9201FR FR350
 15 LOCK9201XF XF1100
 30 Total
 1 877102003SR standard lock tool
 1 877102002SR master lock tool

Keying Options

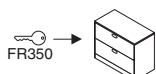
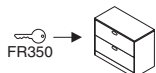
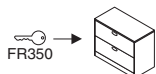
Key random means that the locks will be assigned arbitrarily at the factory with key numbers ranging from FR305 to FR454.

Tip: Random keying can mean that different furniture units will have the same key number. If you must have all locks keyed differently, you should specify key numbers for all locks.

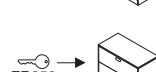


Key specific means that you can specify any key number from FR305 to FR454. This option can be used to key all the furniture units in a workstation or department the same.

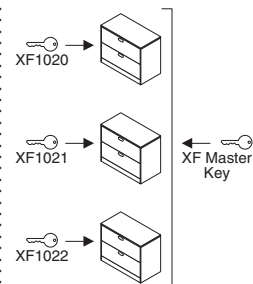
Tip: Designate the quantity per key number in your specification when ordering more than one product with the same style number.



Key consecutive means that you can specify lock numbers in a consecutive order to ensure that no two locks have the same key number until the key sequence repeats. You must select a beginning key number from FR305 to FR454.

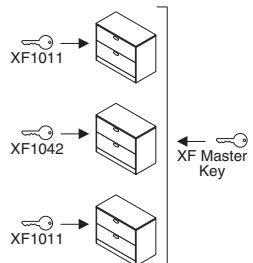


Master key consecutive means that you can specify lock numbers in a consecutive order to ensure that no two locks have the same key number until the key sequence repeats. You must select a beginning key number from XF1001 to XF1150. All the locks in the XF series can be opened with a master key.



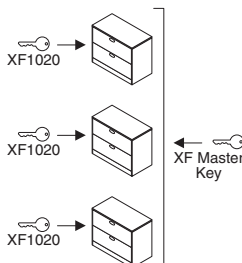
Master key random means that the locks will be assigned arbitrarily at the factory with key numbers ranging from XF1001 to XF1150. All XF locks can be opened with a master key.

Tip: Random keying can mean that different furniture units will have the same key number. If you must have all locks keyed differently, you should specify key numbers for all locks.

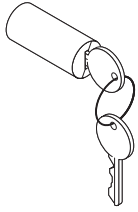


Master key specific means that you can specify any key number from XF1001 to XF1150. All the locks in the XF series can be opened with a master key.

Tip: Designate the quantity per key number in your specification when ordering more than one product with the same style number.



Lock Cylinders



Tip: Lock price is included in price of furniture with locks.

Tip: For replacement lock cylinders, refer to Service Parts.

Standard Includes	Required to Specify
-------------------	---------------------

- | | |
|--|--|
| <ul style="list-style-type: none"> Lock cylinder, keyed random: 9201 Polished Chrome or 9250 Ember Chrome Two keys | <ul style="list-style-type: none"> 1 Style number 2 Options, if selected (see below) |
|--|--|

Options	U.S. Price	Required to Specify
---------	------------	---------------------

Key specific	No cost	Select key number from FR305–FR454.
Key consecutive	No cost	Specify <i>key consecutive</i> and must select beginning key number from FR305–FR454.
Master key random	+\$36 each	Specify <i>master key random</i> .
Master key specific	+\$36 each	Specify key number from XF1001–XF1150.
Master key consecutive	+\$36 each	Specify <i>master key consecutive</i> and must select beginning key number from XF1001–XF1150.

Specification Information		
Color	Style Number	U.S. Base Price

:	:	:
:	:	:
:	:	:

FR Series (Standard Keying System)—Lock Cylinder

Polished Chrome	LOCK9201FR	No cost
Ember Chrome	LOCK9250FR	No cost
:	:	:

Tip: You can change lock cylinders in the field by using the appropriate lock tool.

Standard Lock Tool

	877102003SR	\$36
:	:	:

XF Series (Master Keying System)—Lock Cylinder

Polished Chrome	LOCK9201XF	No additional cost. Price included in price of furniture with master-keyed locks.
Ember Chrome	LOCK9250XF	No additional cost. Price included in price of furniture with master-keyed locks.
:	:	:

Master Lock Tool

	877102002SR	\$36
:	:	:



For Canadian Pricing

Multiply U.S. Price by the Canadian price factor.

► See page 1 for details.

Style Number Index

Style Number	Page	Description
1MP12	598	Markers-Dry Erase
2MP12	598	Markers-Dry Erase
3MP12	598	Markers-Dry Erase
434110	57	cobi 434 Work Chair
434111	57	cobi 434 Work Chair/Arm
434710	59	cobi 434 Work Stool
434711	59	cobi 434 Work Stool/Arm
480110	31	Node 480 Series Work Chair
480120	31	Node 480 Series Work Chair
480130	33	Node 480 Series Collaborative Chair
480140	38	Node 480 Series Collaborative Stool
480150	33	Node 480 Series Collaborative Chair
480210	35	Node 480 Series MidBk Collab Chair
480220	35	Node 480 Series MidBk Collab Chair
480230	37	Node 480 Series MidBk Collab Chair
480240	39	Node 480 Series MidBk Collab Stool
480250	37	Node 480 Series MidBk Collab Chair
480310	40	Node 480 Series Collaborative Chair
480320	41	Node 480 Series Collaborative Stool
480330	40	Node 480 Series Collaborative Chair
480340	41	Node 480 Series Collaborative Stool
480410	42	Node 480 Series Collaborative Chair
480420	42	Node 480 Series Collaborative Chair
4871110	69	Cachet 487 Swivel-Base
4871210	69	Cachet 487 Swivel-Base
4871211	69	Cachet 487 Swivel-Base
4877110	73	Cachet 487 Stool
4877210	73	Cachet 487 Stool
4877211	73	Cachet 487 Stool
4878100	71	Cachet 487 Leg-Base
4878110	71	Cachet 487 Leg-Base
4878200	71	Cachet 487 Leg-Base
4878201	71	Cachet 487 Leg-Base
4878210	71	Cachet 487 Leg-Base
4878211	71	Cachet 487 Leg-Base
487BK	76	Cachet 487 Cushion Upholstery Pkg
487D	78	Cachet 487 Transport/Strg Dolly
487G	78	Cachet 487 Ganging/Alignment Device
487ST	77	Cachet 487 Cushion Upholstery Pkg
487STBK	75	Cachet 487 Cushion Upholstery Pkg
488BD	105	Brody Privacy Desk
488BDE	107	Brody Privacy Desk with Extension
488FR	108	Brody Footrest
488WE	103	Brody Privacy WorkLounge with Extension
488WO	99	Brody WorkLounge
488WP	101	Brody Privacy WorkLounge
4MP12	598	Markers-Dry Erase
877102002SR	613	Master Lock Tool
877102003SR	613	Standard Lock Tool
98769	247	Anchor Brkt
CEDM0218	552	Markerboard-Edge
CEDM032	552	Markerboard-Edge
CEDM043	552	Markerboard-Edge
CEDM044	552	Markerboard-Edge
CEDM054	552	Markerboard-Edge

Style Number	Page	Description
CEDM064	552	Markerboard-Edge
CEDM084	552	Markerboard-Edge
CEDM104	552	Markerboard-Edge
CEDM124	552	Markerboard-Edge
CEDM164	552	Markerboard-Edge
CEDT043	552	Tackboard-Edge
CEDT044	552	Tackboard-Edge
CEDT054	552	Tackboard-Edge
CEDT064	552	Tackboard-Edge
CEDT084	552	Tackboard-Edge
CEDT104	552	Tackboard-Edge
CQSA	480	Floor Anchor Brackets
CSTM0218	545	Markerboard-Senti
CSTM032	545	Markerboard-Senti
CSTM043	545	Markerboard-Senti
CSTM044	545	Markerboard-Senti
CSTM054	545	Markerboard-Senti
CSTM064	545	Markerboard-Senti
ERF5	599	Felt-Replacement For Magnetic Eraser
ETCOL	345	Elbrook Collab Table
ETGRP	345	Elbrook Group Table
ETHUD	345	Elbrook Huddle Table
ETPERS	345	Elbrook Personal Table
ETPERSREC	347	Elbrook Rectangle Personal Table
ETREC	347	Elbrook Rectangle Table
ETRND	349	Elbrook Round Table
ETSQU	349	Elbrook Square Table
ETTM	345	Elbrook Team Table
FLWBRD	507	Racine Whiteboard
GCJWT48	591	Rail-Worktool
GCJWT96	591	Rail-Worktool
HS42L1122	259	Regard Planter Liners
HS42L1133	259	Regard Planter Liners
HS42L1144	259	Regard Planter Liners
HS42L2222	259	Regard Planter Liners
HS4AD11	253	Regard Arm
HS4AD11C	253	Regard Arm
HS4AD6	253	Regard Arm
HS4AD6C	253	Regard Arm
HS4AS11	253	Regard Arm
HS4AS11C	253	Regard Arm
HS4AS6	253	Regard Arm
HS4AS6C	253	Regard Arm
HS4AU11	254	Regard Contour Arm
HS4BD33	251	Regard Back
HS4BD39	251	Regard Back
HS4BD44	251	Regard Back
HS4BD50	251	Regard Back
HS4BD55	251	Regard Back
HS4BD61	251	Regard Back
HS4BD66	252	Regard Back
HS4BD72	252	Regard Back
HS4BD77	252	Regard Back
HS4BD83	252	Regard Back
HS4BD88	252	Regard Back

Style Number	Page	Description	Style Number	Page	Description
HS4BS33	250	Regard Back	HS4H28	248	Regard Cushion
HS4BS44	250	Regard Back	HS4H33	248	Regard Cushion
HS4BS55	250	Regard Back	HS4HB	248	Regard Cushion
HS4BS61	250	Regard Back	HS4LSP44	258	Regard Planter Shelf
HS4BS66	250	Regard Back	HS4LSP55	258	Regard Planter Shelf
HS4BS72	251	Regard Back	HS4LSP61	258	Regard Planter Shelf
HS4BS77	251	Regard Back	HS4LSP66	258	Regard Planter Shelf
HS4BS83	251	Regard Back	HS4LSP72	258	Regard Planter Shelf
HS4BS88	251	Regard Back	HS4LSP77	258	Regard Planter Shelf
HS4CM	261	Regard Media Cabinet	HS4LSP83	258	Regard Planter Shelf
HS4D1836L	261	Regard Desk Cabinet	HS4LSP88	258	Regard Planter Shelf
HS4D1836S	261	Regard Desk Cabinet	HS4P1122	257	Regard Planter
HS4DR1836L	261	Regard Desk Cabinet	HS4P1133	257	Regard Planter
HS4DR1836S	261	Regard Desk Cabinet	HS4P1144	257	Regard Planter
HS4FB44	245	Regard Bench Frame	HS4P2222	257	Regard Planter
HS4FB66	245	Regard Bench Frame	HS4S33G	255	Regard Privacy Screen
HS4FC4481	245	Regard Booth Frame	HS4S39G	255	Regard Privacy Screen
HS4FC5581	245	Regard Booth Frame	HS4S44G	255	Regard Privacy Screen
HS4FD44	244	Regard Frame	HS4S50G	255	Regard Privacy Screen
HS4FD55	244	Regard Frame	HS4S55G	255	Regard Privacy Screen
HS4FD61	244	Regard Frame	HS4S61G	255	Regard Privacy Screen
HS4FD66	244	Regard Frame	HS4S66G	255	Regard Privacy Screen
HS4FD72	244	Regard Frame	HS4S72G	255	Regard Privacy Screen
HS4FD77	244	Regard Frame	HS4S77G	255	Regard Privacy Screen
HS4FD83	244	Regard Frame	HS4S83G	255	Regard Privacy Screen
HS4FD88	244	Regard Frame	HS4S88G	255	Regard Privacy Screen
HS4FE1144	246	Planter Frame Extension	HS4SA2	255	Regard Screen Brackets and Stanchions
HS4FE1155	246	Regard Frame Extension	HS4SA4	255	Regard Screen Brackets and Stanchions
HS4FE1161	246	Planter Frame Extension	HS4T2218L	256	Regard Table
HS4FE1166	246	Planter Frame Extension	HS4T2218S	256	Regard Table
HS4FE1172	246	Planter Frame Extension	HS4T2228L	256	Regard Table
HS4FE1177	246	Planter Frame Extension	HS4T2228S	256	Regard Table
HS4FE1183	246	Planter Frame Extension	HS4T2618L	256	Regard Table
HS4FE1188	246	Planter Frame Extension	HS4T2618S	256	Regard Table
HS4FE2855	246	Regard Frame Extension	HS4TC4481L	262	Regard Booth with Table
HS4FG	247	Regard Frame Bracket	HS4TC4481S	262	Regard Booth with Table
HS4FS33	244	Regard Frame	HS4TC5581L	262	Regard Booth with Table
HS4FS44	244	Regard Frame	HS4TC5581S	262	Regard Booth with Table
HS4FS55	244	Regard Frame	HS4TL11	254	Regard In-Line Table Arm
HS4FS61	244	Regard Frame	HS4VBPH	263	Regard Hardwire Power Infeed
HS4FS66	244	Regard Frame	HS4VCC	267	Regard Cable Clamp
HS4FS72	244	Regard Frame	HS4VCR	266	Regard Vertical Cable Riser
HS4FS77	244	Regard Frame	HS4VH12	265	Regard Modular Harness
HS4FS83	244	Regard Frame	HS4VH15	265	Regard Modular Harness
HS4FS88	244	Regard Frame	HS4VH18	265	Regard Modular Harness
HS4FSP44	245	Planter Frame	HS4VH21	265	Regard Modular Harness
HS4FSP55	245	Planter Frame	HS4VH24	265	Regard Modular Harness
HS4FSP61	245	Planter Frame	HS4VH27	265	Regard Modular Harness
HS4FSP66	245	Planter Frame	HS4VH30	265	Regard Modular Harness
HS4FSP72	245	Planter Frame	HS4VH33	265	Regard Modular Harness
HS4FSP77	245	Planter Frame	HS4VH36	265	Regard Modular Harness
HS4FSP83	245	Planter Frame	HS4VH39	265	Regard Modular Harness
HS4FSP88	245	Planter Frame	HS4VH42	265	Regard Modular Harness
HS4FW1155	245	Regard Wall-Mounted Frame	HS4VK1	265	Regard Receptacle Kit
HS4H22	248	Regard Cushion	HS4VK2	265	Regard Receptacle Kit

Style Number Index, continued

Style Number	Page	Description
HS4VKD44	263	Regard Power Kit
HS4VKD55	263	Regard Power Kit
HS4VKD61	263	Regard Power Kit
HS4VKD66	263	Regard Power Kit
HS4VKD72	263	Regard Power Kit
HS4VKD77	263	Regard Power Kit
HS4VKD83	263	Regard Power Kit
HS4VKD88	263	Regard Power Kit
HS4VKS	263	Regard Power Kit
HS4VNB	266	Regard Connector
HS4VNL	266	Regard Connector
HS4VPSDC	264	Regard Power Strip
HS4VPSDH	264	Regard Power Strip
HS4VPSFC	264	Regard Power Strip
HS4VPSFH	264	Regard Power Strip
HZPVFLOW	520	Horizontal Flow
K5M2332	589	Markerboard-Small
K5M3242	589	Markerboard-Large
KLK	589	Grabbers-Ledge
KME	590	Easel-Mobile
KMGRIP	590	Grip-Marker
KPEG	590	Pegs-Flip Chart
KPMT36	591	Tray-Panel Mounted
KPMT48	591	Tray-Panel Mounted
KPMT72	591	Tray-Panel Mounted
KSM2332	589	Markerboard-Small
KSM3242	589	Markerboard-Large
LOCK9201FR	613	Lock Cylinder
LOCK9201XF	613	Lock Cylinder
LOCK9250FR	613	Lock Cylinder
LOCK9250XF	613	Lock Cylinder
M1140034	560	Markerboard-110 Series
M1140043	560	Markerboard-110 Series
M1140044	560	Markerboard-110 Series
M1140054	560	Markerboard-110 Series
M1140064	560	Markerboard-110 Series
M1140084	560	Markerboard-110 Series
M1140104	560	Markerboard-110 Series
M1140124	560	Markerboard-110 Series
M1140164	560	Markerboard-110 Series
M5540034	568	Markerboard-555 Series
M5540043	568	Markerboard-555 Series
M5540044	568	Markerboard-555 Series
M5540054	568	Markerboard-555 Series
M5540064	568	Markerboard-555 Series
M5540084	568	Markerboard-555 Series
M5540104	568	Markerboard-555 Series
M5540124	568	Markerboard-555 Series
M5540164	568	Markerboard-555 Series
MCR12	599	Tray-Magnetic, Marker
MCR24	599	Tray-Magnetic, Marker
MEP1	598	Eraser-Magnetic, with Marker Holder
MP12	598	Markers-Dry Erase
MP4	598	Markers-Dry Erase
MT03DC6084N	475	Desk-Height Table TC

Style Number	Page	Description
MT03DC6084TN	474	Desk-Height Table TC
MT03DF12076TN	474	Desk-Height Table TC
MT03DL7860N	475	Desk-Height Table TC
MT03DL7860TN	474	Desk-Height Table TC
MT03DM6660N	475	Desk-Height Table TC
MT03DM6660TN	473	Desk-Height Table TC
MT03DP4854TN	473	Desk-Height Table TC
MT03DR60N	475	Desk-Height Table TC
MT03DR7260N	474	Desk-Height Table TC
MT03DR7260TN	473	Desk-Height Table TC
MT03DS6060N	474	Desk-Height Table TC
MT03DS6060TN	473	Desk-Height Table TC
MT03DSD4848TN	473	Desk-Height Table TC
MT03SC6084N	478	Stool-Height Table TC
MT03SC6084TN	477	Stool-Height Table TC
MT03SF12076TN	477	Stool-Height Table TC
MT03SL7860N	478	Stool-Height Table TC
MT03SL7860TN	477	Stool-Height Table TC
MT03SM6660N	478	Stool-Height Table TC
MT03SM6660TN	477	Stool-Height Table TC
MT03SR60N	478	Stool-Height Table TC
MT03SR7260N	478	Stool-Height Table TC
MT03SR7260TN	477	Stool-Height Table TC
MT03SS6060N	478	Stool-Height Table TC
MT03SS6060TN	477	Stool-Height Table TC
MT03ST7560N	479	Stool-Height Table TC
MT03ST7560TN	479	Stool-Height Table w/out Tech
MTFPNL	511	a ³ CeramicSteel Motif Panels
MTFPNLA	512	a ³ CeramicSteel Motif Accent Panel
MTHS	484	Camera Ledge
MTHT	484	Camera Ledge
MTSWD32	482	Wall-Mounted Shroud
MTSWD42	482	Wall-Mounted Shroud
MTSWD46	482	Wall-Mounted Shroud
MTSWD55	483	Wall-Mounted Shroud
MTSWD65	483	Wall-Mounted Shroud
MTSWQ32	483	Wall-Mounted Shroud
MTSWQ42	483	Wall-Mounted Shroud
MTSWS32	482	Wall-Mounted Shroud
MTSWS42	482	Wall-Mounted Shroud
MTSWS46	482	Wall-Mounted Shroud
MTSWS55	482	Wall-Mounted Shroud
MTSWS65	482	Wall-Mounted Shroud
MTSWT32	483	Wall-Mounted Shroud
MTSWT42	483	Wall-Mounted Shroud
MTSWT46	483	Wall-Mounted Shroud
MTSWT55	483	Wall-Mounted Shroud
MTSWT65	483	Wall-Mounted Shroud
NOTA	528	Polyvision Nota
PFLADPTR	443	Thread Plug Adapter
PFLCNCTR	451	Thread Connector
PFLHUB	444	Thread Power Hub
PFLINFFL	447	Thread Pow Track FI Infeed w Ramps
PFLINFFLV	448	Thread Power Track Floor Infeed with Infills

Style Number	Page	Description	Style Number	Page	Description
PFLPWRST	452	Thread Power Strip	T1150064	560	Tackboard-110 Series
PFLTRK	449	Thread Power Track	T1150084	560	Tackboard-110 Series
PFLTRKINF	445	Thread Power Track Infeed	T5550034	568	Tackboard-555 Series
PFLTRKINFV	446	Thread Power Track Wall Infeed with Infills	T5550043	568	Tackboard-555 Series
PFLTRKV	450	Track with Infills	T5550044	568	Tackboard-555 Series
PVCCLK	597	Colored Chalk Sticks	T5550054	568	Tackboard-555 Series
PVCFSTND	532	Textura Mobile	T5550064	568	Tackboard-555 Series
PVCSH	597	Chalk Stick Holders	T5550084	568	Tackboard-555 Series
PVDVMNT	536	Boundri Mounts	TAC	539	Tac
PVDVSCRN	536	Boundri	TS31201A	132	Shortcut Chair
PVEDGSMNT	528	Nota Mounts	TS31202B	133	Shortcut Stool
PVFLOW	516	Flow	TS31203	140	Shortcut Cushion
PVFLOWPM	578-579	Para Polyvision Whiteboard, Flow Series	TS31204A	135	Shortcut X Base Chair
PVGLASS	541	Glass	TS31205B	136	Shortcut X Base Stool
PVLTSANS	524	CeramicSteel Sans Light	TS31206A	137	Shortcut Wood Chair
PVMBSTND	530	CeramicSteel Mobile	TS31207A	139	Shortcut Tripod Base Chair
PVMFC	596	Replacement Microfiber Cloths	TS31208A	139	Shortcut Tripod Base Chair
PVMKRS	597	Set of Four V-Board Markers	TS31209A	134	Shortcut Chair with Personal Worksurface
PVMRGE	509	Accord	TS34401	115, 174	Alight Lounge Ottoman
PVRME	596	Round Magnetic Eraser	TS34402	115	Alight Corner Ottoman
PVTLBMINI	594	Collaborative ToolBar Mini	TS34403	115	Alight Bench Ottoman
PVTOOLBAR	593	Collaborative ToolBar	TS3BC	160	Campfire Big Lounge
PVWCLK	597	White Chalk Sticks	TS3BCS	161	Campfire Big Lounge
PWBTKBRD	583, 585, 587	Tackboard	TS3BCW	162	Campfire Big Lounge
PWBWTBRD	82, 584, 586	Whiteboard	TS3CRIN60S	171	Campfire Corner Lounge
RE1	599	Eraser-Regular	TS3CRIN60W	173	Campfire Corner Lounge
SANS	522	CeramicSteel Sans	TS3CRIN90S	167	Campfire Corner Lounge
SANSMP	576	Para Polyvision Whiteboard, Sans Series	TS3CRIN90W	169	Campfire Corner Lounge
SERIF	526	CeramicSteel Serif	TS3CROUT60S	171	Campfire Corner Lounge
SLC0	11	Tenor Chair	TS3CROUT60W	173	Campfire Corner Lounge
SLCF	12	Tenor Chair	TS3CROUT90S	167	Campfire Corner Lounge
SLCFH	14	Tenor Chair	TS3CROUT90W	169	Campfire Corner Lounge
SLCH	13	Tenor Chair	TS3GANGING	173	Campfire Ganging Bracket
SLRC20	333	Agree Chevron Student Table	TS3HL	163	Campfire Half Lounge
SLRC24	333	Agree Chevron Student Table	TS3HLS	164	Campfire Half Lounge
SLRC30	333	Agree Chevron Student Table	TS3HLW	165	Campfire Half Lounge
SLRK20	331	Agree Keystone Personal Table 20"x34"	TS3WG	176	Campfire Wedge
SLRK24	331	Agree Keystone Personal Table 24"x34"	TS4CLIP	416	Cable Management Clip
SLRR2034	331	Agree Rectangle Personal Table 20"x34"	TS4FG	416	Flex Ganger Package
SLRR2048	333	Agree Rectangle Student Table	TS4FLIP2	390	Rectangle Flip-Top Training Table
SLRR2060	333	Agree Rectangle Student Table	TS4FLIPTM	394	Team Flip-Top Training Table
SLRR2434	331	Agree Rectangle Personal Table 24"x34"	TS4FLUSH	419	Power Cord, Flush
SLRR2440	331	Agree Rectangle Student Table	TS4GMT	418	Grommet
SLRR2448	333	Agree Rectangle Student Table	TS4HCM	415	Horizontal Cable Manager
SLRR2460	333	Agree Rectangle Student Table 24"x60"	TS4INFEED	419	Power Infeed
SLRR3048	333	Agree Rectangle Student Table	TS4L27PG	410	Groupwork Post Leg
SLRR3060	333	Agree Rectangle Student Table	TS4L27PG4	410	Groupwork Post Leg
SLRR3072	333	Agree Rectangle Student Table	TS4L27TG	411	Groupwork T-Leg
SLRT	333	Agree Trapezoid Student Table	TS4L27TG4	411	Groupwork T-Leg
SSTD3242	488	Desk-Height Scape Series Table	TS4LSHPG	410	Groupwork Post Leg
SSTS3242	488	Stool-Height Scape Series Table	TS4LSHPG4	411	Groupwork Post Leg
T1150034	560	Tackboard-110 Series	TS4MH36	413	Groupwork Modesty Panel
T1150043	560	Tackboard-110 Series	TS4MH42	413	Groupwork Modesty Panel
T1150044	560	Tackboard-110 Series	TS4MH48	413	Groupwork Modesty Panel
T1150054	560	Tackboard-110 Series	TS4MH60	413	Groupwork Modesty Panel

Style Number Index, continued

Style Number	Page	Description	Style Number	Page	Description
TS4MH66	413	Groupwork Modesty Panel	TS4THDV4896	409	Groupwork Conf Table Top
TS4MH72	413	Groupwork Modesty Panel	TS4THDV489T	409	Groupwork Conf Table Top
TS4MH84	413	Groupwork Modesty Panel	TS4THG2448	405	Groupwork Table Top
TS4MP	414	Groupwork Modesty Panel	TS4THG3060	405	Groupwork Table Top
TS4NFLIP	398	Rectangle Non-Flip Training Table	TS4THL2424	405	Groupwork Table Top
TS4NFLIPTM	402	Team Non-Flip Training Table	TS4THL3030	405	Groupwork Table Top
TS4PF	175	Campfire Pouf	TS4THN1836	405	Groupwork Table Top
TS4POP	418	Power Cord, Pop-Up	TS4THN2448	405	Groupwork Table Top
TS4S2454	423	Groupwork Screen	TS4THN3060	405	Groupwork Table Top
TS4S2466	423	Groupwork Screen	TS4THR1848	404	Groupwork Table Top
TS4S3054	423	Groupwork Screen	TS4THR1860	404	Groupwork Table Top
TS4S3066	423	Groupwork Screen	TS4THR1866	404	Groupwork Table Top
TS4S3654	423	Groupwork Screen	TS4THR1872	404	Groupwork Table Top
TS4S3666	423	Groupwork Screen	TS4THR1884	404	Groupwork Table Top
TS4S4254	423	Groupwork Screen	TS4THR2424	407	Groupwork Table Top
TS4S4266	423	Groupwork Screen	TS4THR2424T	407	Groupwork Table Top
TS4S4854	423	Groupwork Screen	TS4THR2436	404	Groupwork Table Top
TS4S4866	423	Groupwork Screen	TS4THR2442	404	Groupwork Table Top
TS4SR24	424	Groupwork Marker Tray	TS4THR2448	404	Groupwork Table Top
TS4SR30	424	Groupwork Marker Tray	TS4THR2460	404	Groupwork Table Top
TS4SR36	424	Groupwork Marker Tray	TS4THR2466	404	Groupwork Table Top
TS4SR42	424	Groupwork Marker Tray	TS4THR2472	404	Groupwork Table Top
TS4SR48	424	Groupwork Marker Tray	TS4THR2484	404	Groupwork Table Top
TS4TBASE22	412	Groupwork Table Base	TS4THR3030	407	Groupwork Table Top
TS4TBASE28	412	Groupwork Table Base	TS4THR3030T	407	Groupwork Table Top
TS4TBASE285	412	Groupwork Table Base	TS4THR3036	404	Groupwork Table Top
TS4TCAFE22	412	Groupwork Table Base	TS4THR3042	404	Groupwork Table Top
TS4TCAFE28	412	Groupwork Table Base	TS4THR3048	404	Groupwork Table Top
TS4TCAFE285	412	Groupwork Table Base	TS4THR3060	404	Groupwork Table Top
TS4TCOF22	412	Groupwork Table Base	TS4THR3066	404	Groupwork Table Top
TS4TCOF28	412	Groupwork Table Base	TS4THR3072	404	Groupwork Table Top
TS4THB48120	409	Groupwork Conf Table Top	TS4THR3636	407	Groupwork Table Top
TS4THB4812T	409	Groupwork Conf Table Top	TS4THR3636T	407	Groupwork Table Top
TS4THB48144	409	Groupwork Conf Table Top	TS4THR4242	407	Groupwork Table Top
TS4THB4814T	409	Groupwork Conf Table Top	TS4THR4242T	407	Groupwork Table Top
TS4THB4896	409	Groupwork Conf Table Top	TS4THR48120	408	Groupwork Conf Table Top
TS4THB4896T	409	Groupwork Conf Table Top	TS4THR4812T	408	Groupwork Conf Table Top
TS4THD48120	409	Groupwork Conf Table Top	TS4THR48144	408	Groupwork Conf Table Top
TS4THD4812T	409	Groupwork Conf Table Top	TS4THR4814T	408	Groupwork Conf Table Top
TS4THD48144	409	Groupwork Conf Table Top	TS4THR4848	407	Groupwork Table Top
TS4THD4814T	409	Groupwork Conf Table Top	TS4THR4848T	407	Groupwork Table Top
TS4THD4896	409	Groupwork Conf Table Top	TS4THR4896	408	Groupwork Conf Table Top
TS4THD4896T	409	Groupwork Conf Table Top	TS4THR4896T	408	Groupwork Conf Table Top
TS4THDR24	406	Groupwork Table Top	TS4TL28	177	Campfire Big Table
TS4THDR24T	406	Groupwork Table Top	TS4TL40	177	Campfire Big Table
TS4THDR30	406	Groupwork Table Top	TS4TLB48120	409	Groupwork Conf Table Top
TS4THDR30T	406	Groupwork Table Top	TS4TLB4812T	409	Groupwork Conf Table Top
TS4THDR36	406	Groupwork Table Top	TS4TLB48144	409	Groupwork Conf Table Top
TS4THDR36T	406	Groupwork Table Top	TS4TLB4814T	409	Groupwork Conf Table Top
TS4THDR42	406	Groupwork Table Top	TS4TLB4896	409	Groupwork Conf Table Top
TS4THDR42T	406	Groupwork Table Top	TS4TLB4896T	409	Groupwork Conf Table Top
TS4THDR48	406	Groupwork Table Top	TS4TLD48120	409	Groupwork Conf Table Top
TS4THDR48T	406	Groupwork Table Top	TS4TLD4812T	409	Groupwork Conf Table Top
TS4THDV2448	407	Groupwork Table Top	TS4TLD48144	409	Groupwork Conf Table Top
TS4THDV244T	407	Groupwork Table Top	TS4TLD4814T	409	Groupwork Conf Table Top

Style Number	Page	Description	Style Number	Page	Description
TS4TLD4896	409	Groupwork Conf Table Top	TS4TLR48144	408	Groupwork Conf Table Top
TS4TLD4896T	409	Groupwork Conf Table Top	TS4TLR4814T	408	Groupwork Conf Table Top
TS4TLDR24	406	Groupwork Table Top	TS4TLR4848	407	Groupwork Table Top
TS4TLDR24T	406	Groupwork Table Top	TS4TLR4848T	407	Groupwork Table Top
TS4TLDR30	406	Groupwork Table Top	TS4TLR4896	408	Groupwork Conf Table Top
TS4TLDR30T	406	Groupwork Table Top	TS4TLR4896T	408	Groupwork Conf Table Top
TS4TLDR36	406	Groupwork Table Top	TS4TLT28	178	Campfire Big Table with Trough
TS4TLDR36T	406	Groupwork Table Top	TS4TLT40	178	Campfire Big Table with Trough
TS4TLDR42	406	Groupwork Table Top	TS4TPT	183	Campfire Paper Table
TS4TLDR42T	406	Groupwork Table Top	TS4TPTG	184	Campfire Glass
TS4TLDR48	406	Groupwork Table Top	TS4TPTP	183	Campfire Paper Stack
TS4TLDR48T	406	Groupwork Table Top	TS4TPTP4	183	Campfire Paper 4 Stack
TS4TLDV2448	407	Groupwork Table Top	TS4TPTP6	183	Campfire Paper 6 Stack
TS4TLDV244T	407	Groupwork Table Top	TS4TPWR	191	Campfire Receptacle
TS4TLDV4896	409	Groupwork Conf Table Top	TS4TPWR1	191	Campfire Receptacle
TS4TLDV489T	409	Groupwork Conf Table Top	TS4TPWRD	191	Campfire Receptacle
TS4TLG2448	405	Groupwork Table Top	TS4TPWRD1	191	Campfire Receptacle
TS4TLG3060	405	Groupwork Table Top	TS4TPWRUSB	191	Campfire Receptacle
TS4TLH28	180	Campfire Big Table—Half-Depth	TS4TPWRUSB1	191	Campfire Receptacle
TS4TLH40	180	Campfire Big Table—Half-Depth	TS4TSCRNL	190	Campfire Screen
TS4TLL2424	405	Groupwork Table Top	TS4TSCRNR	190	Campfire Screen
TS4TLL3030	405	Groupwork Table Top	TS4TSLH	182	Campfire Storage Cabinet
TS4TLN1836	405	Groupwork Table Top	TS4TSRH	182	Campfire Storage Cabinet
TS4TLN2448	405	Groupwork Table Top	TS4TST	188	Skate Table
TS4TLN3060	405	Groupwork Table Top	TS4TSWLH	182	Campfire Storage Cabinet Wardrobe
TS4TLP28	179	Campfire Big Table with Grommets	TS4TSWRH	182	Campfire Storage Cabinet Wardrobe
TS4TLP40	179	Campfire Big Table with Grommets	TS4TVWM28	190	Campfire Cord Cover
TS4TLR1848	404	Groupwork Table Top	TS4TVWM40	190	Campfire Cord Cover
TS4TLR1860	404	Groupwork Table Top	TS4TWP	185	Campfire Personal Table
TS4TLR1866	404	Groupwork Table Top	TS4VCM	415	Vertical Wire Manager
TS4TLR1872	404	Groupwork Table Top	TS4WIRE	414	Groupwork Wire MT
TS4TLR1884	404	Groupwork Table Top	TS5ASWTB218	420	Tackboard
TS4TLR2424	407	Groupwork Table Top	TS5ASWTB226	420	Tackboard
TS4TLR2424T	407	Groupwork Table Top	TS5ASWTB232	420	Tackboard
TS4TLR2436	404	Groupwork Table Top	TS5ASWTB238	420	Tackboard
TS4TLR2442	404	Groupwork Table Top	TS5ASWTB244	420	Tackboard
TS4TLR2448	404	Groupwork Table Top	TS5ASWTB256	420	Tackboard
TS4TLR2460	404	Groupwork Table Top	TS5ASWTB262	420	Tackboard
TS4TLR2466	404	Groupwork Table Top	TS5ASWTB268	420	Tackboard
TS4TLR2472	404	Groupwork Table Top	TS5ASWTB918	420	Tackboard
TS4TLR2484	404	Groupwork Table Top	TS5ASWTB926	420	Tackboard
TS4TLR3030	407	Groupwork Table Top	TS5ASWTB932	420	Tackboard
TS4TLR3030T	407	Groupwork Table Top	TS5ASWTB938	420	Tackboard
TS4TLR3036	404	Groupwork Table Top	TS5ASWTB944	420	Tackboard
TS4TLR3042	404	Groupwork Table Top	TS5ASWTB956	420	Tackboard
TS4TLR3048	404	Groupwork Table Top	TS5ASWTB962	420	Tackboard
TS4TLR3060	404	Groupwork Table Top	TS5ASWTB968	420	Tackboard
TS4TLR3066	404	Groupwork Table Top	TS6SCRN	200	Clipper Screen
TS4TLR3072	404	Groupwork Table Top	TS7MTPK	425	Hanging Kit
TS4TLR3636	407	Groupwork Table Top	TSATPL14	417	Support Plate
TS4TLR3636T	407	Groupwork Table Top	TSATPL20	417	Support Plate
TS4TLR4242	407	Groupwork Table Top	TSATRC39	417	Reinforcing Channel
TS4TLR4242T	407	Groupwork Table Top	TSATRC48	417	Reinforcing Channel
TS4TLR48120	408	Groupwork Conf Table Top	TSATRC57	417	Reinforcing Channel
TS4TLR4812T	408	Groupwork Conf Table Top	TSATRC72	417	Reinforcing Channel

Style Number Index, continued

Style Number	Page	Description
TSATTIE	417	Tie Plates
TSBUOY	47	Buoy
VE36	321	Easel
VTAMRD2	315	Verb Active Media Table
VTAMRT2	315	Verb Active Media Table
VTAMTP2	315	Verb Active Media Table
VTC1960	307	Chevron Table
VTC1966	307	Chevron Table
VTC1972	307	Chevron Table
VTC1984	307	Chevron Table
VTC2460	307	Chevron Table
VTC2466	307	Chevron Table
VTC2472	307	Chevron Table
VTC2484	307	Chevron Table
VTC3060	307	Chevron Table
VTC3066	307	Chevron Table
VTC3072	307	Chevron Table
VTC3084	307	Chevron Table
VTCF	317	Verb Flip-Top Table
VTK1934	305	Keystone Table
VTK2434	305	Keystone Table
VTMR6078	313	Rounded Table
VTMS6060	313	Square Table
VTMZ6060	313	Trapezoid Table
VTMZ6084	313	Media Table
VTP2233	305	Personal Table
VTR1934	305	Rectangle Table
VTR1939	311	Rectangle Table
VTR1948	311	Rectangle Table
VTR1960	311	Rectangle Table
VTR1966	311	Rectangle Table
VTR1972	311	Rectangle Table
VTR1984	311	Rectangle Table
VTR2434	305	Rectangle Table
VTR2439	311	Rectangle Table
VTR2448	311	Rectangle Table
VTR2460	311	Rectangle Table
VTR2466	311	Rectangle Table
VTR2472	311	Rectangle Table
VTR2484	311	Rectangle Table
VTR3048	311	Rectangle Table
VTR3060	311	Rectangle Table
VTR3066	311	Rectangle Table
VTR3072	311	Rectangle Table
VTR3084	311	Rectangle Table
VTRF	317	Verb Flip-Top Table
VTSC3050L	319	Teaching Station
VTSC3050R	319	Teaching Station
VTSC3060L	319	Teaching Station
VTSC3060R	319	Teaching Station
VTSC3072L	319	Teaching Station
VTSC3072R	319	Teaching Station
VTSN3050	319	Teaching Station
VTSN3060	319	Teaching Station
VTSN3072	319	Teaching Station

Style Number	Page	Description
VTT2460	309	Team Table
VTT2472	309	Team Table
VTT2484	309	Team Table
VTT3060	309	Team Table
VTT3072	309	Team Table
VTT3084	309	Team Table
VTTF	317	Verb Flip-Top Table
VTZ3062	309	Trapezoid Table
VWB2	320	Personal Whiteboard
VWT6	322	Wall Track
VWT8	322	Wall Track
VWTH	322	Wall Track

Trademark List

® The following are registered trademarks for products of Steelcase Inc. or one of its related corporate entities: 4 o'clock, 900 Series, à la carte, Airtouch, Ally, Amia, Answer, Archipelago, Avenir, Ballet, Bix, Brayton International, Cachet, Canopy, Canto, Chancellor, Coalesse, Confidante, Context, Convene, CopyCam, Criterion, Crushed Can, Currency, dash, Designtex, Details, Detour, Drive, Elective Elements, Ellipse, Ember Chrome, Emerge, E-Table 2, FYI, Garland, Gentry, Ginkgo Biloba, Groupwork, Ideo, Jacket, Jenny, Jersey, Kart, Kick, LaCosta, Leap, LessThanFive, Let's B, LiveBack, Max-Stacker, media:scape, Metro, Migrations, Mitra, Montage, Nurture, Oriana, Parade, Pathways, PCT, Permiso, Player, Portal, Power Pincher, Progeny, Protégé, R2, Rally, Relevant, Reply, Rizzi Arc, Sensor, Series 9000, Siento, Sieste, Sine, Softcare, Springboard, Steelcase, Steelcase Design Partnership, Stella, Stow Davis, Swathmore, Sylvi, TeamWork, Technique, Texpress, Think, Thunder, Topo, Train, turnstone, Underline, Unison, Vecta, Viridian, Walden, Werndl, and X-Stack.

® The following registered trademarks are under license from AWI Licensing Company, Dover, DE: SoundScapes, DuraBrite, BioBlock, and Armstrong.

® The following registered trademarks are under license from Byrne Electrical, Rockford, MI: Interport, Mini-Port, Axil Z, and Ellora.

® The following is a registered trademark of DuPont, Wilmington, DE: Corian.

® The following is a registered trademark of Genlyte Thomas Company, Louisville, KY: Lightolier.

® The following is a registered trademark of Hilti Corporation, FL-9494 Schaan, Principality of Liechtenstein: Hilti.

® The following is a registered trademark of Leviton Manufacturing Company, Little Neck, NY: Decora.

® The following is a registered trademark of Mechanical Plastics Corp, Elmsford, NY: Toggler.

® The following is a registered trademark of Microsoft Corporation, Redmond, WA: Microsoft.

® The following are registered trademarks of Orangebox Ltd., Cardiff, UK: Orangebox.

® The following is a registered trademark of Panduit Corporation, Lockport, IL: Panduit.

® The following is a registered trademark of Trav (Press), Cuneo, Italy: Assisa.

® The following is a registered trademark of Virtual Ink, Boston, MA: mimioActive.

® The following registered trademarks are under license from Wilkhahn Furniture Products: Avera, Senzo, Versal, and Wilkhahn FS.

® The following are registered trademarks of Polyvision Corp: Flow, Motif, Polyvision, Sans, and Serif.

® The following is a registered trademark of Wilsonart International, Temple, TX: Chemsurf.

® The following is a registered trademark of Wiremold, West Hartford, CT: Wiremold.

® The following is a registered trademark of EMU Group S.P.A., Perugia, Italy: EMU.

® The following is a registered trademark of Security People, Inc.: Digilock.

® The following are registered trademarks of Natural Capital Partners Europe Limited: CarbonNeutral and the CarbonNeutral Certified logo.

™ The following are trademarks for products of Steelcase Inc. or one of its related corporate entities: Access, Active/Passive Shelf, Agree, Ainsley, Akira, Alcove, Alerion, Alight, Amaris, American Elect, American Tradition, ap40, Arbor, Arriva, Asana, Ascot, Aspekt, Astor, Await, Bassline, B-Free, Bira, Bivi, Bixby, Bottomline, Brody, Brook, Buoy, Burton, c:scape, Calla, Calm, Camber, Campfire, Capa, Cappuccino, Cesar, Chester, Chord, Circa, Clarendon, Classic Rectangular, Clipper, cobl, Collaboration, Community, Company, Convey, Cortex, Coupe, Crea, Crew, Cura, Cypress, Davenport, Dearborn, Deck, Déjà, Denizen, Denska, Derby, DeskWizard, Divisio, Donovan, Dune, Duo, Echo, Edge, Elbrook, Elsa, Empath, Empress, Enea, ño, EnSync, Enviro, Escapade, Everwall, Exchange, Exponents, Field, Flat Top, FlexFrame, Flip Top, Flute, Folio, FrameOne, FreeFlow, Frontier, Galilei, Gesture, Ginger, Ginkgo, Go Wall, Grip, Groove, Hatchback, Hawthorne, Hitch, Host Collection, Hosu, Huddleboard, i2i, Impact, Indy, InfoLink, IOS, I-Solve, Jack, Jarrah, Jetty, Juice, Kami, Kast, Kathryn, Lagunitas, Lark, L'Attitude, LearnLab, Leela, Lincoln, Linden, LiveSeat, Loria, Lyric, Malibu, Malibu Too, Mansfield, Marathon, Marien152, Martini, Mason, Masque, Migration, Millbrae, Mineral, Mingle, Mystic, Mystic Metal, Mystic Wood, Montara650, Montreal, MoreThanFive, Move, Nadia, Neighbor, nesso, Nickel, Nikko, Nod, Node, Norfolk, Ocular, Ology, Ontrak, Oom, Opus, Orchid, Outlook Collection, Ovation, Paloma, Paperflo, Parliament, Pasio, Passerelle, Patriarch, Payback, Peek, Pile File, Pisa, Pool, Potrero415, PUCK, QiVi, Quba, Rave, Reed, Regard, Relay, Reunion, Ripple, Riser, Roam, Rocco, Rocky, RoomWizard, Runner, Satellite, Sawyer, ScapeSeries, Senti, Sentinel, Senza, Sequoia, Session, ShareLink, Shield, Shortcut, Sidewalk, SILQ, Skylar, Slumber, Smoke, Snug, Soft Leaf, Sonata, Sorrel, SOTO, Southside, Stationkits, Steelcase Karman, Steelcase Series, Stiletto, Surprise!, Surround, Switch, Symphony, Sync, TagWizard, Tava, TeamStudio, TeamTheater, Tenaro, Tenor, Terrazzo, Theorem, Thread, Topaz, Touchdown, Tour, Tower Too, Trees, Trillium, Trolley, tX2, U-Free, Umami, Underscore, Uno, V.I.A., Verb, Verge, Verlay, Victor2, Visalia, Waldorf, Woodruff, Workspring, WorkValet and X-tenz.

™ The following is a trademark of Microsoft Corporation, Redmond, WA: Windows.

™ The following is a trademark of Rodman Industries, Inc., Oconomowoc, WI: ResinCore1.

™ The following is a trademark of Ultrafabrics, LLC, Elmsford, NY: Ultraleather.

™ The following trademarks are under license from Wilkhahn Furniture products: Cana, Linus, Logon, Picto, Range, Stitz, Thema, Timetable, and Tubis.

™ The following is a trademark of Cradle to Cradle Products Innovation Institute, Oakland, CA: Cradle to Cradle Certified.

™ The following trademarks are under license from Walter Knoll: Andoo, Bob, Lazlo, Lox, Ribbon, and Together.

™ The following trademarks are under license from PP Møbler: Bar and Flag Halyard.

™ The following trademarks are under license from Carl Hansen: Elbow, Paddle, Shell, Wing, and Wishbone.

™ The following trademarks are under license from Cambridge Sound Management, LLC, Cambridge, MA: QtPro Soundmasking, Qt Quiet Technology, and Sonet Qt.

™ The following is a trademark of Electri-Cable Assemblies, Shelton, CT: Interact.

™ The following is a trademark of Clestra Hauserman: IRYS.

™ The following is a trademark of Wiesner-Hager Möbel GmbH: Nooi.

™ The following are trademarks of Polyvision: Accord, a³, e³, Boundri, and Nota.

™ The following is a trademark of Bostock Company, Inc: SnapCab.

™ The following is a trademark of Williams-Sonoma, Inc: West Elm.

™ The following is a trademark of Elena Marquina Testor: nanimarquina.

™ The following is a trademark of Forbo International SA: Forbo.

™ The following are trademarks of Orangebox Ltd., Cardiff, UK: Air³, Aspect, Avi, Away from the Desk, Border, Campers & Dens, Coppice, Cubb, Kim, On the QT, Ramsey, Skomer, Sully, Track-B, and Vale.

™/® The following are trademarks or registered trademarks of AMQ Solutions, LLC: AMQ, AMQ logo, KINEX, ILINE, ACTIV, AMOBI, CONCUR, 3F, REVI, S-SERIES, JAKU, SIYA, ZILO, BODI, FL-X, TIZU, EMBANK, TEKTIS and BIXBY.

™/® The following are trademarks or registered trademarks of Viccarbe Habitat, S.L.: Holy Day, Last Minute, Wrapp, Foro, Kelly, Noha, Viable, Solar, Sistema, Savina, Designed In The Sun, Cambio, Aleta, Viccarbe (logo), Viccarbe.

Trademarks used here in are the property of Steelcase Inc. or of their respective owners.