

## **NOTICE TO AUTHORIZED USERS OF AWARD #23295 - Furniture, All Types (Except Hospital Room and Patient Handling)**

This pricelist/catalog **may** contain items that are not within the Scope of the Contract Award and/or not within this Contractors approved furniture Categories. All Authorized Users are strongly encouraged to review the Scope of the Award and the Contractors Category Matrix prior to selecting items for purchase under the Contract. Per Solicitation Section 4.5 (D) - Procurement Instructions for Authorized Users: When placing orders under this Award, the Authorized User should follow and be familiar with the terms and conditions governing the Contract and are responsible for determining that the product(s) they intend to purchase fit within the scope of the Award.

References to other government contracts that may be included in a Contractor's pricelist/catalog, including any additional terms or conditions, are void under the OGS Award and should be disregarded. Only OGS' Terms and Conditions, including those within a Contractor's posted Contractor Information and Supplemental Information sheet, are valid under the Contract.

Additionally, Authorized Users are reminded that where discrepancies exist between Price List documents, the lowest price shall prevail (see Section 5.3 Price).

All orders must be placed with the Contractor, or the Contractor's OGS approved Authorized Reseller listed on the OGS website under the Award. Orders placed with a reseller not approved by OGS are not considered contract orders and therefore are not subject to the same terms and conditions of the OGS Award.

Authorized Users should contact the OGS Contract Manager listed on the Award with any questions pertaining to this pricelist/catalog.

# **NYS Price List Effective 3/4/24**



# **Steelcase Pricing and Specification Guides**

# Steelcase Leadership Solutions Specification Guide

## Availability

**Electronic price list updated** with release 200.G (U.S.) and 156.G (Canada), dated June 19, 2023.

All specifications subject to change without notice. Reference the electronic catalog/Hedberg for current pricing.

Transitional products in this specification guide are **maintained for existing customers only** and are likely to be phased out over time. These products are indicated with a . Products that are scheduled to be culled are indicated with an , followed by the last order entry date.

## Surface Materials

**The surface materials team** has announced the launch of the Finish Library, found at <https://finishlibrary.steelcase.com/>.

► For a list of all trademarks, refer to the last page of this specification guide. © 2023 Steelcase Inc.

**For ordering or product assistance**, please call your local dealer, the Steelcase Solutions Resource Team, or the Steelcase Solutions Fulfillment Team at 1.888.STEELCASE (1.888.783.3522) or send an e-mail to [lineone@steelcase.com](mailto:lineone@steelcase.com).



### For Canadian Pricing

Canadian factor can be found at [www.steelcase.com/CADpricing](http://www.steelcase.com/CADpricing). Calculate in the following order to avoid rounding errors:

- Multiply the base price and each option by the Canadian factor.
- Round each to the nearest dollar.
- Add base and options for total list price.

## Working With This Specification Guide

Ten Tips: How to Get the Most Out of This Book **2**

## Understanding Mackinac

**5**

## Specifying Mackinac

**51**

## Surface Materials


**133**

## Resources

**141**


# Ten Tips: How to Get the Most Out of This Book

## Tip 1



**Watch** the tabs on the right-hand edges of the pages. They'll always indicate which chapter you are in.

## Tip 2



**Use the Statement of Line pages** for an overview of the available components, their sizes, and page references for additional information. Each *Understanding* chapter includes a statement of line after the table of contents.

## Tip 3



**Find cross references** by looking for page numbers flagged with an arrow.

## Tip 4

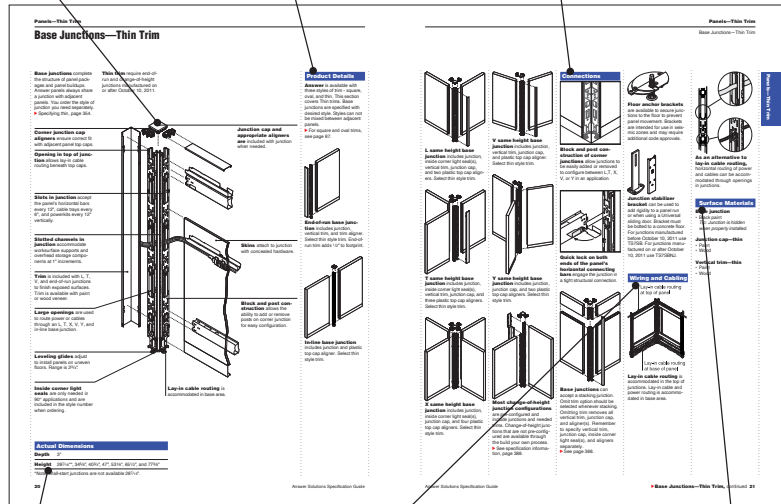
**Study the product detail pages** in the *Understanding* section to learn everything an expert knows about specific products. Each product detail page in this section contains the following features, where applicable:

- Product Drawing
- Actual Dimensions
- Product Details
- Connections
- Wiring and Cabling
- Surface Materials
- Application Topics

**Product Drawing** shows you what the product looks like and points out important features.

**Product Details** gives specific information on the product and how it is used.

**Connections** describes how the product is assembled or how it attaches to another product.



**Actual Dimensions** table lists the dimensions of the product.

**Wiring and Cabling** details the power and cable-management and cable routing capabilities of the product.

**Surface Materials** lists what material is used for each part of the product.

**Tip 5**

**Refer to the specifying pages** for all the information needed to order a product. Each product specifying page contains a variety of elements to help you complete a specification:

- Product Drawing
- Standard Includes
- Required to Specify
- Options
- Related Products
- Specification Information
- Dimensions
- Style Number
- Price

**Standard Includes** (under the red or dark grey band) provides a list of what comes standard with the product.

**Required to Specify** (under the red or dark grey band) itemizes the information that you must provide to order the standard product and the preferred sequence for specification.

**Specification Information** (under the teal or light grey band) provides product dimensions, style numbers, and prices for the standard product and any surface material choices that are available.

**Product Drawing** shows you what the product looks like.

The image shows two pages from a specification guide for 'Base Horizontal Frame Packages—Thin Trim'. The left page (page 296) includes sections for 'Standard Includes', 'Required to Specify', 'Options', and 'Base Trim'. The right page (page 297) includes 'Specification Information' with a table of style numbers, dimensions, and prices. A 'Product Drawing' is shown on the left page, and a 'Panel—Thin Trim' drawing is on the right page. A red arrow points to the 'Required to Specify' section on the left page.

**Options** (under the black band) lists all the options that apply to the product, their price, and what is required to specify.

**Related Products** provide specification information for products that are directly related.

**Tip 6**

**Required to Specify**

Specify with *Customiz Stain*

**Italic typeface** on specifying pages usually identifies wording that you should use in your order.

i

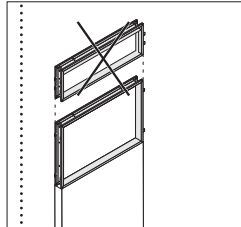
**Tip 7**

**To determine** how many skins are needed to complete a panel, consult the table at the right.

*Tip: Remember to order skins for both sides of the panel buildup.*

**Watch for tips** throughout the text that give you explanations and helpful instructions.

**Tip 8**



**Learn what you cannot do** by looking for drawings crossed out with an "X."

**Tip 9**

**Use the surface materials listings** in the Surface Materials section of this book to find surface material color numbers.

**Tip 10**

Style Number	Page
TS7042BL	131
TS7042S	130
TS7048BL	131
TS7048S	130
TS7060BL	131
TS7060S	130
TS7072BL	131

**Refer to the style number index** when you need a style number and you need to find the page that has more details about the product.



---

# Understanding Mackinac

---

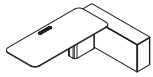
<b>Statement of Line</b>	<b>6</b>
--------------------------	----------

<b>Thought Starters</b>	<b>10</b>
<b>Mackinac Settings</b>	<b>10</b>
<b>Mackinac Foundations</b>	<b>16</b>
<b>Mackinac Worksurfaces</b>	<b>20</b>
<b>Mackinac Towers</b>	<b>24</b>
<b>Mackinac Wall-Mounted Worksurfaces</b>	<b>26</b>
<b>Mackinac Foundation Power Starter Kit</b>	<b>30</b>
<b>Mackinac Power Components</b>	<b>32</b>
<b>Mackinac Accessories</b>	<b>33</b>
<b>Mackinac Power and Data</b>	<b>35</b>
Foundation Power	<b>36</b>
Permanent Power	<b>38</b>
Surface Power	<b>40</b>
<b>Mackinac Application Guidelines</b>	<b>42</b>
<b>Mackinac Grain Direction</b>	<b>50</b>

# Statement of Line

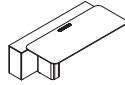
Mackinac

## Mackinac Settings



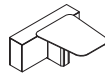
### Foundation with One Perpendicular Worksurface

Understanding  
▶ Page 14  
Specifying  
▶ Page 4852



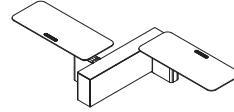
### Foundation with One Parallel Worksurface

Understanding  
▶ Page 14  
Specifying  
▶ Page 58



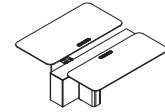
### Foundation with One Collaborative Worksurface

Understanding  
▶ Page 14  
Specifying  
▶ Page 64



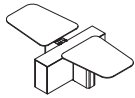
### Foundation with Two Perpendicular Worksurfaces

Understanding  
▶ Page 14  
Specifying  
▶ Page 70



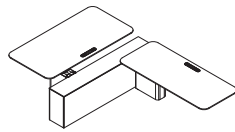
### Foundation with Two Parallel Worksurfaces

Understanding  
▶ Page 14  
Specifying  
▶ Page 76



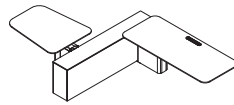
### Foundation with Two Collaborative Worksurfaces

Understanding  
▶ Page 14  
Specifying  
▶ Page 82



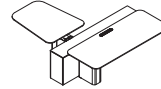
### Foundation with One Perpendicular Worksurface and One Parallel Worksurface

Understanding  
▶ Page 14  
Specifying  
▶ Page 88



### Foundation with One Perpendicular Worksurface and One Collaborative Worksurface

Understanding  
▶ Page 14  
Specifying  
▶ Page 94



### Foundation with One Parallel Worksurface and One Collaborative Worksurface

Understanding  
▶ Page 14  
Specifying  
▶ Page 100



### Foundation

Understanding  
▶ Page 14  
Specifying  
▶ Page 106

## Wall-Mounted Worksurfaces



### Personal Perpendicular Worksurface

Understanding  
▶ Page 14  
Specifying  
▶ Page 114



### Personal Parallel Worksurface

Understanding  
▶ Page 14  
Specifying  
▶ Page 114



### Collaborative Worksurface

Understanding  
▶ Page 14  
Specifying  
▶ Page 114



## Privacy/Modesty Screens



### Glass Privacy/Modesty Screen

Understanding  
 ▶ Page 14  
 Specifying  
 ▶ Page 118



### Fabric Privacy/Modesty Screen

Understanding  
 ▶ Page 14  
 Specifying  
 ▶ Page 119

## Tower Shrouds



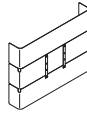
### Tower Shrouds, Full Length

Understanding  
 ▶ Page 14  
 Specifying  
 ▶ Page 120



### Tower Shrouds, Half Length

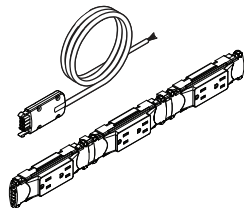
Understanding  
 ▶ Page 14  
 Specifying  
 ▶ Page 120



### Three Full Tower Shrouds with Monitor Mount Hardware Kit

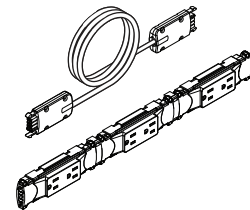
Understanding  
 ▶ Page 14  
 Specifying  
 ▶ Page 120

## Power Components



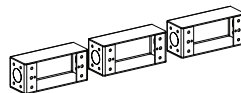
### Foundation Power Starter Kit

Understanding  
 ▶ Page 30  
 Specifying  
 ▶ Page 122



### Jumper Kit

Understanding  
 ▶ Page 30  
 Specifying  
 ▶ Page 123



### Power Junction Boxes for Chicago Hardwiring

Understanding  
 ▶ Page 14  
 Specifying  
 ▶ Page 124

## Accessories



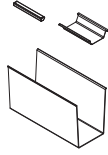
### Foundation Ganging Bracket

Understanding  
▶ Page 18  
Specifying  
▶ Page 125



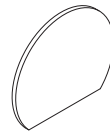
### Tower Ganging Bracket

Understanding  
▶ Page 14  
Specifying  
▶ Page 125



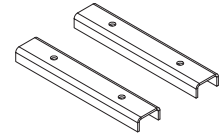
### Personal Drawer Accessory Package

Understanding  
▶ Page 17  
Specifying  
▶ Page 126



### Monitor Mount Pad

Specifying  
▶ Page 126

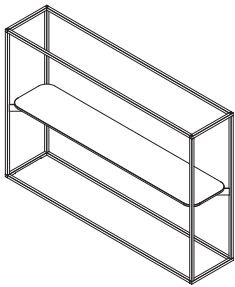


### Foundation Floor Attachment Kit

Specifying  
▶ Page 127

*Tip: Floor attachment kits are ordered as an option on Mackinac settings, and are also available as a separate style number for future reconfiguration.*

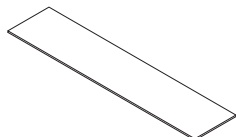
## Components for Future Additions or Reconfiguration



### Tower

Understanding  
▶ Page 24  
Specifying  
▶ Page 128

*Tip: Towers are ordered as an option on Mackinac settings, and are also available as a separate style number for future additions or reconfiguration.*



### Foundation Top Skin

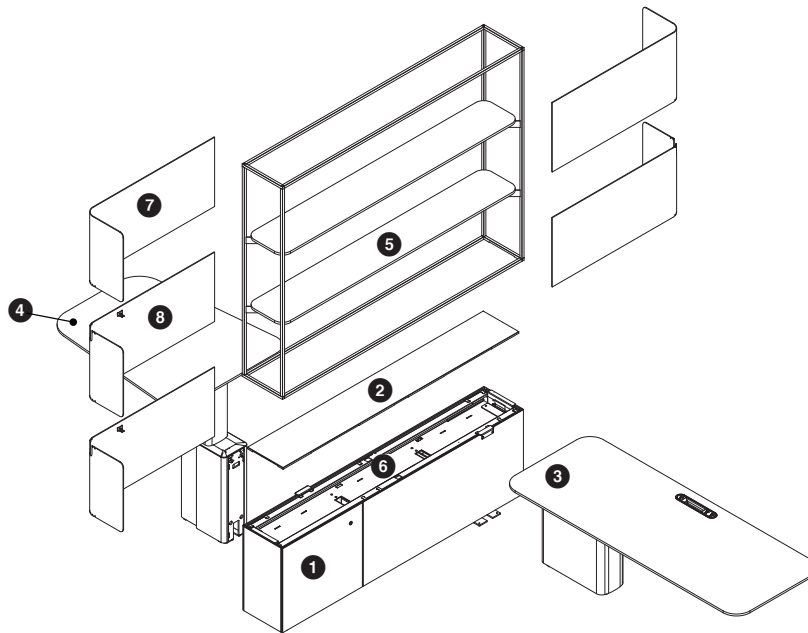
Understanding  
▶ Page 14  
Specifying  
▶ Page 130

*Tip: Foundation top skins are standard on Mackinac settings, and are also available as a separate style number for future reconfiguration.*



# Thought Starters

## Foundation With One Perpendicular Worksurface and One Collaborative Worksurface

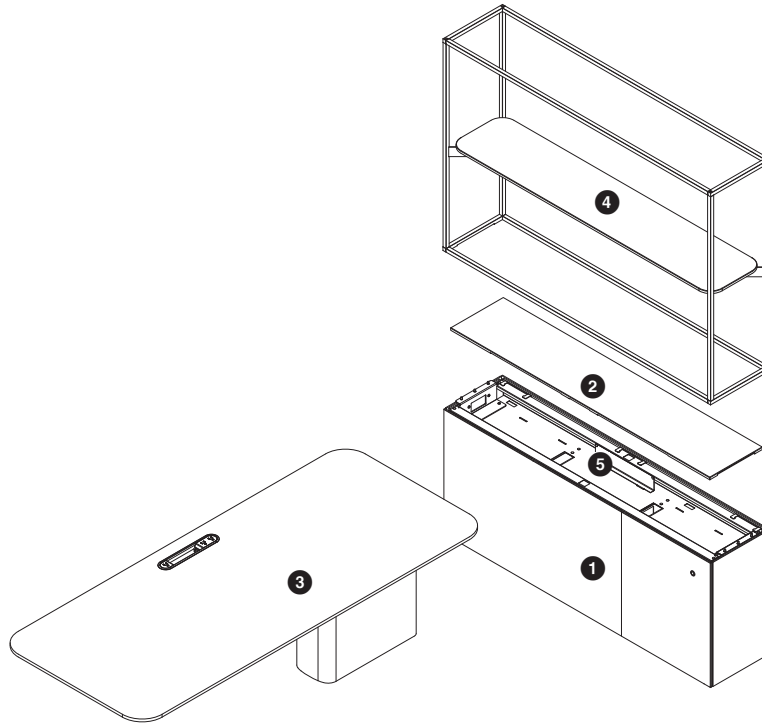


## Foundation With One Perpendicular Worksurface and One Collaborative Worksurface

### Recommended Components

Quantity	Style Number	Description
① 1	<b>MCKF1WSPP1WSC</b>	Foundation with one drawer (Side A, Section 3)—12"D x 72"W
② 1		Foundation top skin—72"W
③ 1		Perpendicular personal worksurface (Side A, Section 1)—30"D x 72"W
④ 1		Collaborative worksurface (Side B, Section 2)—54"D x 42"W
⑤ 1		Tower with two shelves—12"D x 72"W
⑥ 1	<b>MCKPOWER2CT</b>	Two-circuit starter kit within the top channel
⑦ 1	<b>MCKUTSUHL</b>	Half length shroud, upper section (right hand)
⑧ 4	<b>MCKUTSHL</b>	Half length shroud, lower section (right hand)

## Foundation With One Perpendicular Worksurface

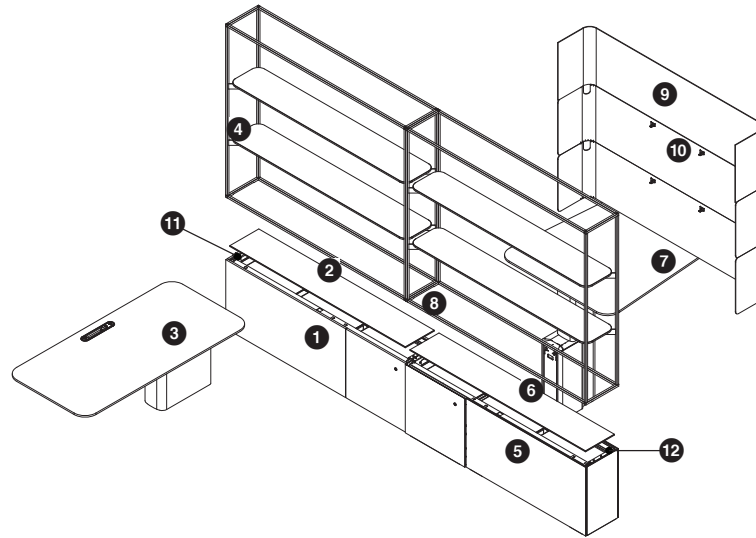


## Foundation With One Perpendicular Worksurface

### Recommended Components

	Quantity	Style Number	Description
1	1	<b>MCKF1WSPP</b>	Foundation with one drawer (Side B, Section 3)—12"D x 66"W
2	1		Foundation top skin—66"W
3	1		Perpendicular personal worksurface (Side B, Section 1)—36"D x 72"W
4	1		Tower with one shelf—12"D x 66"W
5	1	<b>MCKPOWER2CT</b>	Two-circuit starter kit

## Foundation With One Perpendicular Worksurface Ganged to a Foundation With One Collaborative Worksurface



## Foundation With One Perpendicular Worksurface Ganged to a Foundation With One Collaborative Worksurface

### Recommended Components

Quantity	Style Number	Description
1	<b>MCKF1WSPP</b>	Foundation with one drawer (Side B, Section 3)—12"D x 66"W
1		Foundation top skin—66"W
1		Perpendicular personal work surface (Side B, Section 1)—36"D x 54"W
1		Tower with two shelves—12"D x 66"W
1	<b>MCKF1WSC</b>	Foundation with one drawer (Side B, Section 1)—12"D x 66"W
1		Foundation top skin—66"W
1		Collaborative work surface (Side A, Section 2)—48"D x 42"W
1		Tower with two shelves—12"D x 66"W
1	<b>MCKUTSUFL</b>	Full length shroud, upper section—66"W
2	<b>MCKUTSFL</b>	Full length shroud, lower section—66"W
1	<b>MCKPOWER2CT</b>	Two-circuit starter kit
1	<b>MCKPOWERADD</b>	Jumper kit within the top channel
1	<b>MCKBRKTTWR</b>	Tower ganging bracket
1	<b>MCKBRKTFD</b>	Foundation ganging bracket



# Mackinac Settings

**Mackinac** is a furniture solution that creates a collection of microzones to optimize everyday work—from critical focus time to collaborating. Mackinac also supports movement as leaders and their teams transition throughout the dynamic workday.

**Tower lights** are an option.

**Towers** provide a higher level of boundary separation between users, or zones, within the office.

**Tower shelves** allow users an opportunity to customize their space and display personal items.

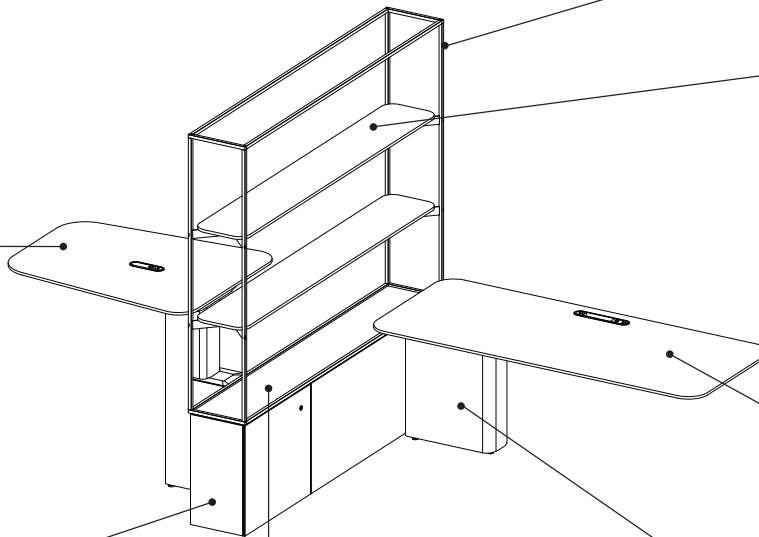
**Collaborative worksurfaces** create a small meeting zone within the private office or open plan.

**Personal worksurfaces** support the individual's need for focus work, while also providing uninterrupted kneespace for guest collaboration.

**The foundation** defines spatial boundaries while supporting the worksurfaces, power routing, and providing drawer storage.

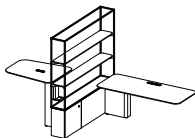
**Foundation top skin** lifts off for easy access to power and cabling routed inside the foundation.

**Worksurface column** supports the cantilever structure and is available in fixed standing height, fixed seated height, or height adjustable.





## Product Details

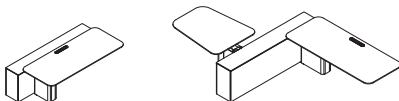


**Mackinac** is typically specified as a complete setting with a foundation. Mackinac settings include:

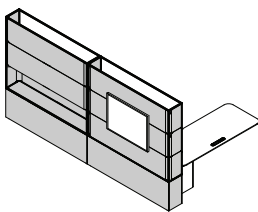
- Foundation
- Personal worksurfaces
- Collaborative worksurfaces
- Towers (optional)
- Tower lighting (optional)

**CET SmartTools** is designed to support the ordering process to reduce application errors and ensure stability.

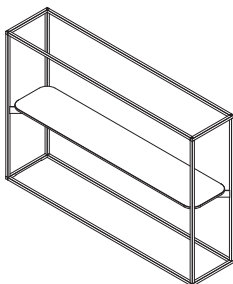
*Tip: Worksurfaces can be ordered separately for wall-mount applications.*



**Settings with worksurfaces** can be ordered as single-sided or dual-sided with a variety of worksurface combinations (personal and collaborative) and configurations (perpendicular and parallel). Worksurface placement, left, right, or center, is configured within CET SmartTools.

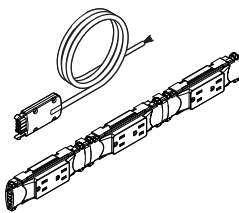


**Foundation settings without worksurfaces** are specified for additional storage or as open plan space division or for collaborative settings. Towers are included as an option.



**Towers for Mackinac settings** are specified as an option within the setting configuration. Towers are also available as separate style numbers for later additions to existing installations.

## Connections



**Foundation power starter kit** includes power infeed for Mackinac settings. The starter kit is ordered separately from the setting and is required to provide power to worksurfaces, tower lighting, and tower mounted monitors.

▶ See *Foundation Power Starter Kit*, page 30.



Tower shroud



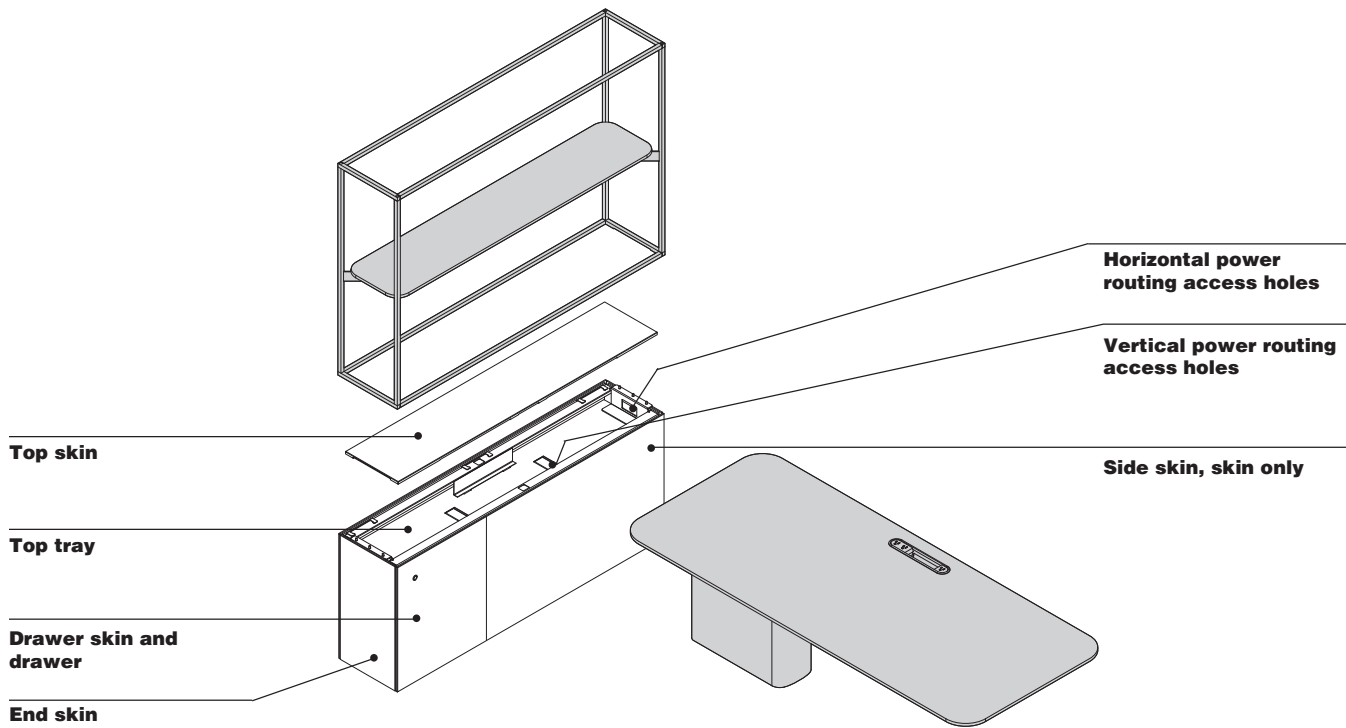
Privacy/modesty screen

**Tower shrouds and worksurface privacy/modesty screens** are ordered separately from Mackinac settings.

▶ See *Tower Shrouds*, page 33.

▶ See *Privacy/Modesty Screens*, page 34.

# Mackinac Foundations

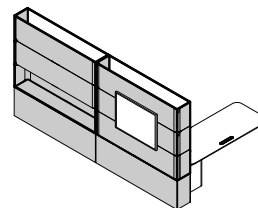


## Actual Dimensions for Foundation

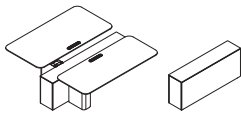
<b>Depth</b>	12"
<b>Width</b>	54", 60", 66", or 72"
<b>Height</b>	23"

## Actual Interior Dimensions for Foundation Drawer

	<b>54"W Foundation</b>	<b>60"W Foundation</b>	<b>66"W Foundation</b>	<b>72"W Foundation</b>
<b>Depth</b>	8 <sup>7</sup> / <sub>8</sub> "	8 <sup>7</sup> / <sub>8</sub> "	8 <sup>7</sup> / <sub>8</sub> "	8 <sup>7</sup> / <sub>8</sub> "
<b>Width</b>	14 <sup>1</sup> / <sub>4</sub> "	16 <sup>1</sup> / <sub>4</sub> "	18 <sup>1</sup> / <sub>4</sub> "	20 <sup>1</sup> / <sub>4</sub> "
<b>Height</b>	11 <sup>1</sup> / <sub>8</sub> "	11 <sup>1</sup> / <sub>8</sub> "	11 <sup>1</sup> / <sub>8</sub> "	11 <sup>1</sup> / <sub>8</sub> "

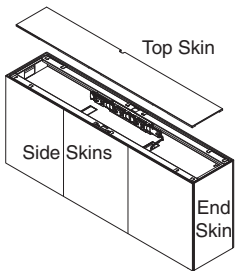


**Product Details**



Foundation with two parallel workspaces

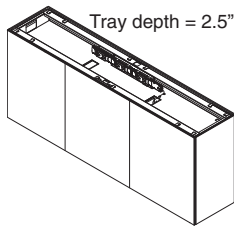
**Foundations** can be ordered with workspaces for workstation settings or without workspaces for additional storage, space division, or collaborative settings.



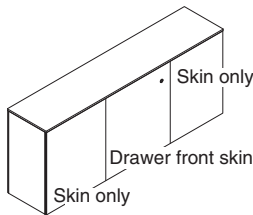
**Foundation side and end skins** are available in laminate, veneer, glass, or Corian and must all be specified in the same finish. They attach to the foundation frame and are field installed.

**The top skin** is available in laminate, veneer, glass, or Corian and is allowed to be a different finish and materiality from the other foundation skins.

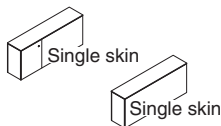
**Top skins for foundations with towers** are oversized to accommodate the tower frame. Top skins are available as a separate style number for future reconfigurations where towers are added or removed.



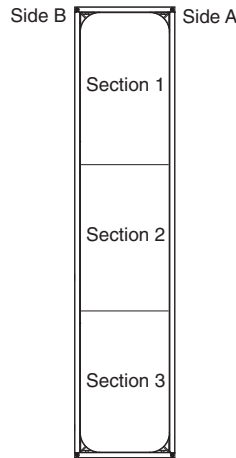
**Ample space within the top channel of the foundation** allows for power infeed harnesses, power and data cables, and power jumpers. Top skin lifts off for access to outlets and connections.



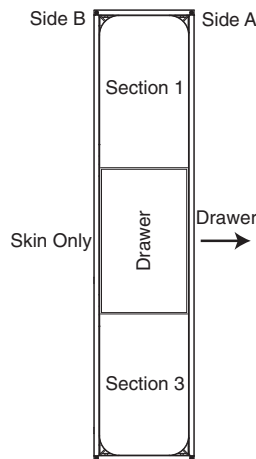
**Side skins** can be skin only or drawer front skins. Skins which are skin only are used behind desk columns, on the opposite side of the foundation from drawers, or if drawers are not desired. Drawer skins are specified as "drawer".



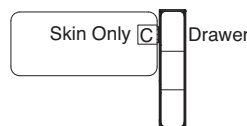
**Skins** specified in side-by-side sections will drive a single larger skin covering each segment.



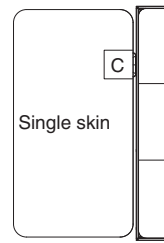
**For planning purposes foundations** are divided into three sections with a designated Side A and Side B. Worksurface columns, drawers, and skins can be positioned in these sections.



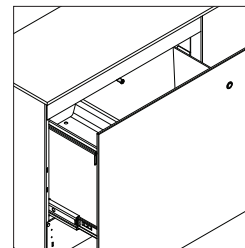
**Drawers** occupy a full section and will open to the side specified. The opposite side of the drawer must be a skin only.



**Drawers** may not be placed in the same position as a column. Worksurface columns (C) require a skin only. A drawer can occupy the opposite side of the section unless a HD (heavy duty) counterweight is required.



**In parallel workspace applications,** drawers cannot be placed below the worksurface. A single skin will cover all sections. See *Mackinac Application Guidelines* for more detailed information about drawer, worksurface, counterweight locations, and rules.

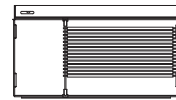


**All drawers** come standard with push to open touch latch, which provides a clean aesthetic uninterrupted by pulls.

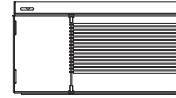
**Drawer widths** vary by the width of the foundation:

- 18" for 54"W foundation
- 20" for 60"W foundation
- 22" for 66"W foundation
- 24" for 72"W foundation

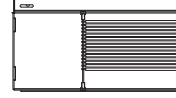
18"W Drawer  
54"W Foundation



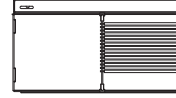
20"W Drawer  
60"W Foundation



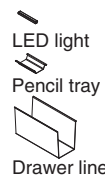
22"W Drawer  
66"W Foundation



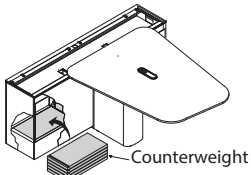
24"W Drawer  
72"W Foundation



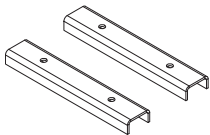
**All drawers** come standard with one file rail, and 0.833 linear feet of filing capabilities. Only front to back filing is accommodated. Legal filing is capable in 60"W foundation drawers and larger. If the personal drawer accessory package is specified, the file rail can not be used.



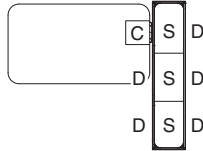
**A personal drawer accessory package** is available (**MCKDRWACC**). This package includes a PET (polyethylene terephthalate) drawer liner, drawer light, and pencil tray. The drawer light is battery powered and takes four AA batteries. The light utilizes a sensor so that it automatically turns on and off. The backing is magnetic and can attach to any desired position inside the drawer or onto the pencil tray.



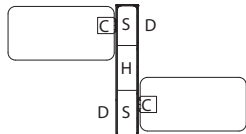
**Foundation counterweights** are required for some configurations, due to the varying weight of the cantilevered worksurface. Some configurations require a standard counterweight package, whereas others require a heavy duty (HD) counterweight package.



**A floor mounted foundation** is available as an option on all foundations, as an alternative to counterweights. The foundation floor attachment kit is also available as a separate style number (**MCKBRKFL**). If bolting to a raised floor, ensure the floor is connected to the building. Blocking may be required.



**Configurations which require a standard counterweight package(s)** consists of 15 individual plates. The 15 plates are divided evenly between each foundation section. The plates fit in the foundation cavity below drawers.



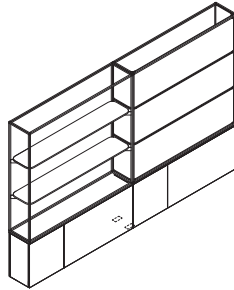
**Configurations which require the HD counterweight package (H)** consist of 30 plates. 15 plates are divided evenly between each section with the remaining 15 placed in the location indicated by H in the Application Guidelines and Assembly Directions.

**Configurations with HD counterweights**, cannot have a drawer placed in that section of the foundation. Sections with standard counterweight (S) may have drawers (D) in that section.

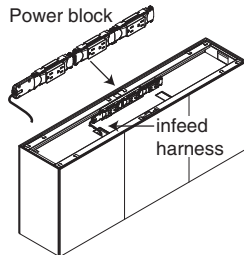
*Tip: Refer to Mackinac Guidelines for more information regarding counterweight locations.*

▶ See page 42

**Connections**



**Ganging bracket** is available to connect and align foundations end to end for larger settings. End skins are always shipped with the foundation and are removed when ganging bracket is used.



**Foundation power starter kit** is ordered separately for applications with foundations. Two-circuit starter kit includes power infeed harness and foundation power block with 3-duplex receptacles (6 power outlets).

▶ See *Power and Data* for more details about foundation power, page 35.

**Wiring and Cabling**

▶ See *Power and Data*, page 35.

**Surface Materials**

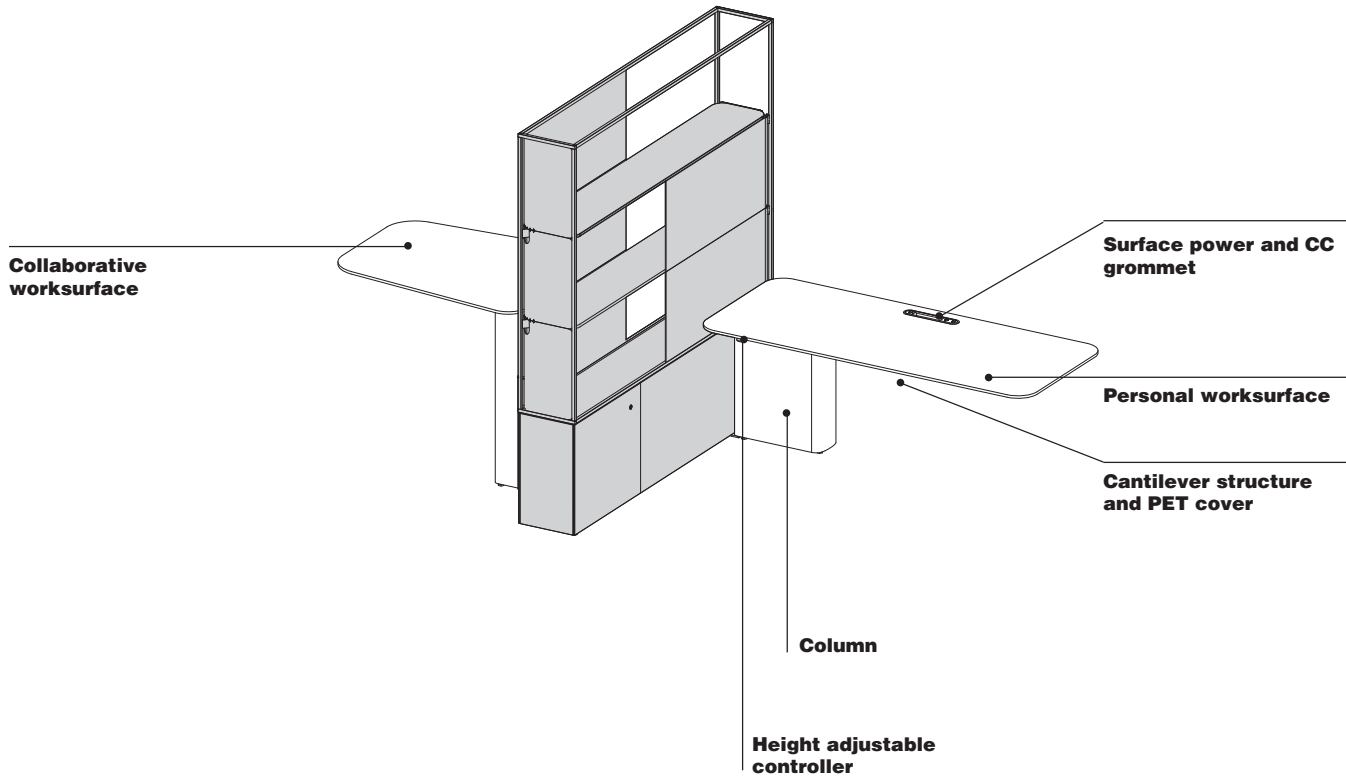
**Foundation skins**

- Laminate with plastic edge
- Wood veneer with veneer edge
- Glass
- Corian solid surface



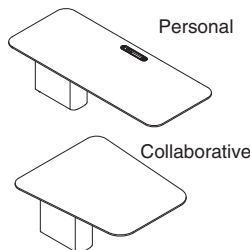
# Mackinac Worksurfaces

**Mackinac worksurfaces** are available as personal and collaborative. Personal worksurfaces support focus work while collaborative support meetings.



**Product Details**

**Worksurfaces**



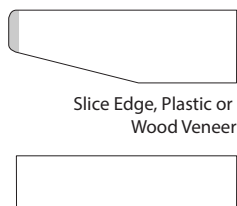
**The two types of work-surfaces** are personal and collaborative.

**Worksurfaces** are available as:

- Fixed seated height (28¼"H)
- Fixed standing height (41¼"H)
- Height adjustable (27½"H–44½"H)

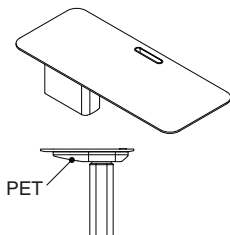
**Worksurfaces** are available as laminate, veneer, glass, or Corian.

**Worksurfaces** are ¾" thick when laminate or veneer finish and ½" thick when solid surface or glass finish.



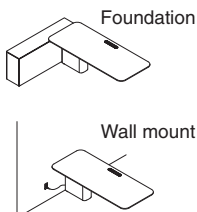
**Worksurfaces** are available in a slice edge profile with a laminate or veneer finish and a square edge profile with a solid surface or glass finish.

**Laminate and veneer worksurfaces** come standard with a 3 mm edgeband on all sides. The worksurface edge is always horizontal grain.



**Worksurfaces** come standard with a PET (polyethylene terephthalate) cover which conceals the worksurface cantilever structure.

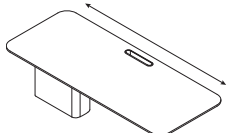
**Columns** are painted steel.



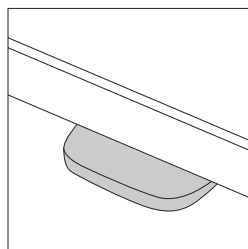
**Worksurfaces** are cantilevered from the column which attaches to the foundation.

▶ See *Wall-Mount Worksurfaces*, page 26.

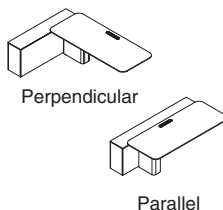
**Personal Worksurfaces**



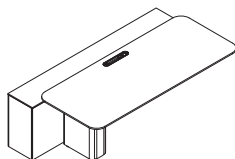
**Personal worksurfaces** are available in modular and parametric sizes with the exception of Corian solid surface. Collaborative worksurfaces are available in modular sizes only.



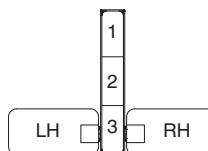
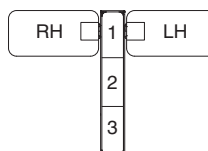
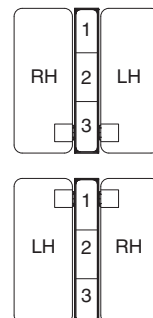
**Simple touch controller** comes standard with height-adjustable worksurfaces and easily adjusts height of worksurface at a rate of 1½" per second, by lifting or pressing down on the controller. The controller is mounted on the user side, in line with the column.



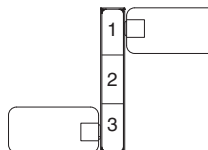
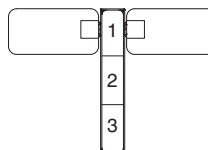
**Personal worksurfaces** can be perpendicular or parallel when planned with foundations or in wall-mount applications.



**Personal parallel work-surfaces** can never be longer than the foundation, however, 48"W personal worksurface can never be placed parallel.



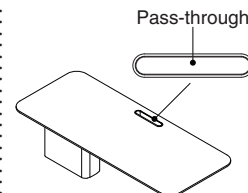
**Personal worksurface handedness** is determined by column location in relation to the user.



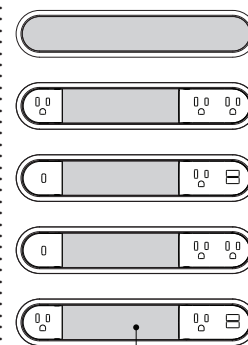
**Personal worksurfaces** are allowed to be placed in sections one or three. For dual-sided applications, they can be across from each other or placed yin yang from each other.

*Tip: Refer to Mackinac Application Guidelines for more information regarding worksurface locations.*

▶ See page 42



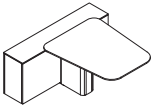
**Personal worksurfaces** are standard with surface power. The CC grommet features a cord pass through to permanent power connections below the worksurface. Surface power comes standard even when the no power or no surface power options are selected.



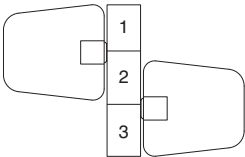
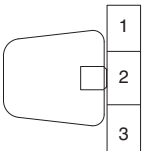
**Surface power** is available with no power (CC grommet only), standard power outlets, USB-A, and USB-C power combinations.

▶ See *Power and Data* for more details about surface power, page 35.

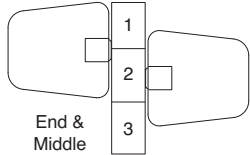
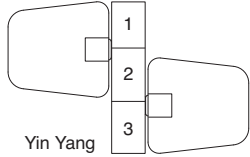
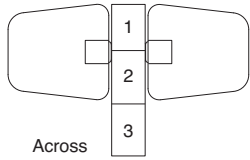
**Collaborative Worksurfaces**



**Collaborative worksurfaces** are only available in modular sizes. They are always perpendicular to the foundation or wall.



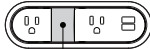
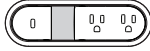
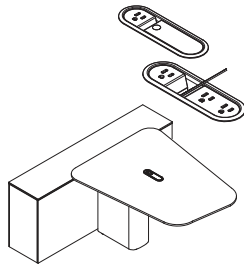
**Collaborative worksurfaces** are non-handed and are allowed to be placed in Sections 1, 2, or 3 when planned with foundations.



**For dual-sided applications**, they can be placed across from each other, or yin yang, or they can be placed on the end on one side and middle on the other.

*Tip: Refer to Mackinac Application Guidelines for more information regarding worksurface locations.*

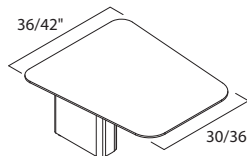
▶ See page 42



Pass-through

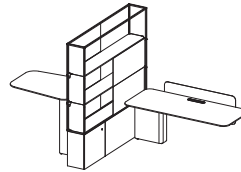
**Collaborative worksurfaces** are standard without surface power. Optional surface power is available with no power, standard power outlets, USB-A, and USB-C power combinations. The grommet has one exposed receptacle, a small passthrough, and a flipper door which conceals two receptacles. The pass through allows cord routing to permanent power below the worksurface.

▶ See *Power and Data* for more details about surface power, page 35.



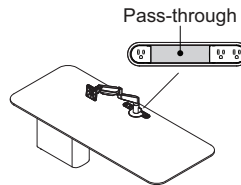
**Collaborative worksurface width** tapers 6" from the back to front edge from 36"W to 30"W and 42"W to 36"W.

**Connections**



**Privacy/modesty screens** are available in back painted glass or fabric. The screens are attached to the worksurface and are 18"H or 24"H. They provide 6"H or 12"H desktop privacy and 12"H of modesty privacy below the worksurface.

**Privacy/modesty screens** are only allowed on personal, perpendicular worksurfaces.



**CF Series monitor arms (listed below) with C-clamp option** can mount through the CC grommets of personal worksurfaces.

- CF Intro—all versions with C-clamp option
- CF Plus—all versions with C-clamp option
- CF Plus HD—all versions with C-clamp option.

A maximum of 35 pounds (including monitor and arm) is allowed for laminate and veneer worksurfaces. Clamping to glass or solid surface is not allowed, free-standing monitor stands are recommended.

**For edge mount c-clamping**, contact Studio (Specials) for a special wedge bracket which will accommodate mounting to the knife edge of Mackinac.

**Wiring and Cabling**

▶ See *Power and Data*, page 35.

**Surface Materials**

**Worksurface**

- Laminate with plastic edge
- Wood veneer with veneer edge
- Glass
- Corian solid surface

**Worksurface column**

- Paint
- Plastic cover
- 6000 Black
- 6009 Arctic White
- 6053 Seagull
- 6249 Platinum
- 6527 Merle

**Worksurface under-structure cover**

- PET
- P631 Dark Heather Grey

**Worksurface CC grommet**

- Paint

**Surface power receptacles**

- 6000 Black



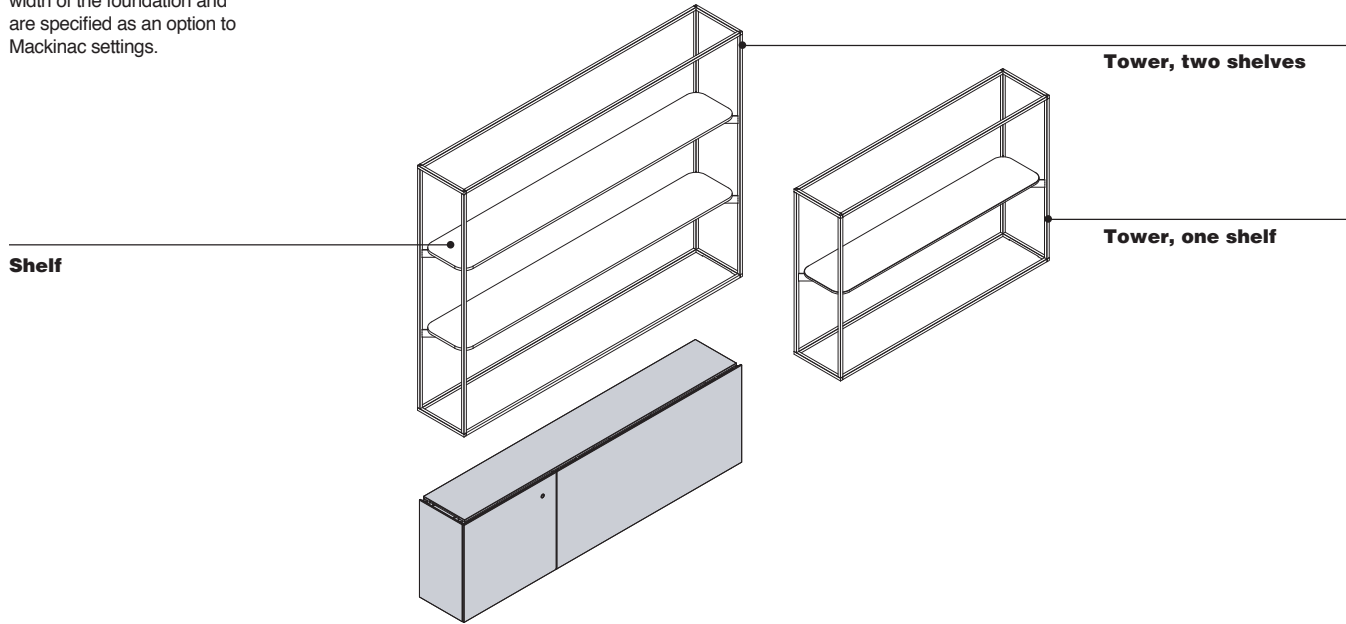
Dimension	Planning Dimensions for Personal Worksurface	Actual Dimensions for Personal Worksurface
<b>Depth</b>	30" or 36"	29" or 35"
<b>Parallel Width</b>	54", 60", 66", or 72"	52", 58", 64", or 70"
<b>Perpendicular Width</b>	48", 54", 60", 66", or 72"	46", 52", 58", 64", or 70"
<b>Height</b>	27¼"– 44½"	27¼"– 44½"
	<p><i>Tip: Parametric personal worksurface depth can be specified in 1/16" from 30"D–36"D.</i></p> <p><i>Tip: Parametric personal worksurface width can be specified in 1/16" from 54"W–72"W.</i></p>	<p><i>Tip: Worksurfaces are undersized to eliminate pinchpoints when height adjustable.</i></p>

Dimension	Planning Dimensions for Collaborative Worksurface	Actual Dimensions for Collaborative Worksurface
<b>Depth</b>	42", 48", or 54"	41", 47", or 53"
<b>Width</b>	36" or 42"	36" or 42"
<b>Height</b>	27¼"– 44½"	27¼"– 44½"
	<p><i>Tip: If 36"W is specified, the only available depth is 42"D.</i></p> <p><i>Tip: Collaborative worksurface width tapers 6" from the back to front edge from 36"W to 30"W and 42"W to 36"W.</i></p>	<p><i>Tip: Collaborative worksurface width tapers 6" from the back to front edge from 36"W to 30"W and 42"W to 36"W.</i></p> <p><i>Tip: Worksurface dimensions are undersized to eliminate pinchpoints when height adjustable.</i></p>

Dimension	Actual Dimensions for Fixed Column		Actual Dimensions for Height-Adjustable Column	
	Parallel	Perpendicular	Parallel	Perpendicular
<b>Depth</b>	14 <sup>5</sup> / <sub>8</sub> "	18½"	14"	18"
<b>Width (Front)</b>	6"	6"	7¼"	7¼"
<b>Width (Back)</b>	7¼"	7¼"	N.A.	N.A.
<b>Seated Height</b>	28¼" or 28½"	28¼" or 28½"	N.A.	N.A.
<b>Standing Height</b>	41¼"	41¼"	N.A.	N.A.
<b>Height</b>	N.A.	N.A.	27½"–44½"	N.A.
	<p><i>Tip: When column is wall attached, it adds ¼" to the depth of the column. The gap between the worksurface and the wall then becomes 1¼" instead of 1".</i></p>			

# Mackinac Towers

**Towers** attach to foundations to provide space division, shelf storage, and privacy. They must match the width of the foundation and are specified as an option to Mackinac settings.



## Actual Dimensions for Tower

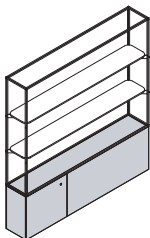
<b>Depth</b>	12"
<b>Width</b>	54", 60", 66", or 72"
<b>Height</b>	59½" or 77½"

*Tip: The height dimensions for the tower are from the bottom of the foundation to the top of the tower.*

## Foundation and Tower Height Matrix

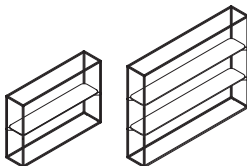
77½"			
59½"			
41¼"			
23"			
	Foundation and tower with two shelves	Foundation and tower with one shelf	Foundation

## Product Details



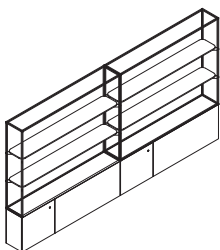
**Towers** attach to foundations to provide space division, shelf storage, and privacy with optional tower shrouds. They must match the width of the foundation and are specified as an option to Mackinac settings.

**Towers** are also available as a separate style number for future addition or reconfiguration. If adding a tower to an existing foundation without a tower, a new foundation top skin will be needed to fit within the tower frame.

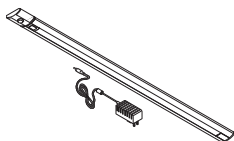


**Towers** are available with one or two shelves. The top of the tower is open, without a shelf.

**The tower frame** is painted steel. Shelves are available in laminate, wood veneer, Corain, or glass. Each shelf can be specified in a different finish if a variety of materiality is desired.

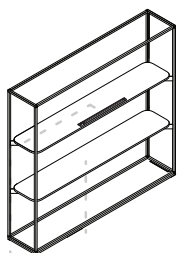


**Towers of the same height** can be ganged together with ganging bracket (**MCKBRKTTWR**). A tower with one shelf cannot be ganged to a tower with two shelves.



**Tower lights** are available as an option. Lights are low-voltage LED with a single touch on/off pad plus touch and hold dimming for easy individual user control. Lighting features an automatic turn off after 10 hours. The average rated lamp life of LED linear shelf lights is 50,000 hours.

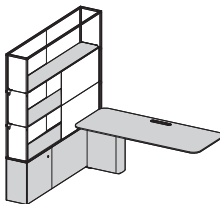
**Magnetic mounts** allow shelf lights to be installed without tools below shelves.



**The 11' power cord** routes under and down the tower frame with clear tape and can be concealed by tower shrouds. The cord enters the foundation on either side of the top skin through a foam gap concealer.

**Lights** plug into the foundation power block.

## Connections



**Tower shrouds** attach to the tower frame with magnets to provide a higher level of privacy. Shrouds can be specified for each opening in a variety of fabrics.

**Tower shrouds** are ordered separately from Mackinac settings and towers.

## Wiring and Cabling

▶ See *Power and Data* for more information, page 35.

## Surface Materials

### Tower frame

- Paint

### Tower shelves

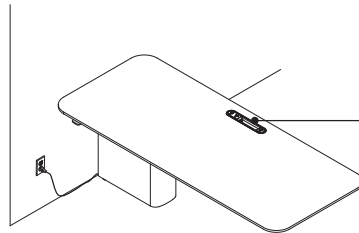
- Laminate with plastic edge
- Wood veneer with veneer edge
- Glass
- Corian solid surface

### Tower lighting

- 8043 Clear Anodized Aluminum

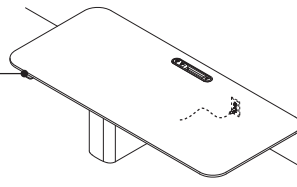
# Mackinac Wall-Mounted Worksurfaces

**Wall-mounted worksurfaces** provide an alternative to foundation planning. Additionally, they can be used in blended applications with other products such as Elective Elements.



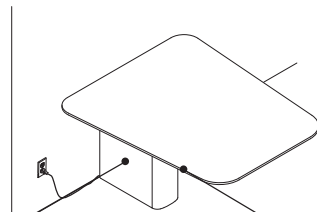
Personal perpendicular worksurface

**Surface power and CC grommet**



Personal parallel worksurface

**Height adjustable controller**



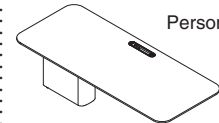
Collaborative worksurface

**Column**

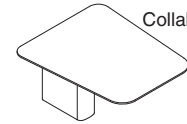
**Cantilever structure and PET cover**

## Product Details

### Worksurfaces



Personal



Collaborative

**The two types of worksurfaces** are personal and collaborative.

**Worksurfaces** are available as:

- Fixed seated height (28 1/4"H)
- Fixed standing height (41 1/4"H)
- Height adjustable (27 1/2"H–44 1/2"H)

**Worksurfaces** are available as laminate, veneer, glass, or Corian.

**Worksurfaces** are 3/4" thick when laminate or veneer finish and 1/2" thick when solid surface or glass finish.



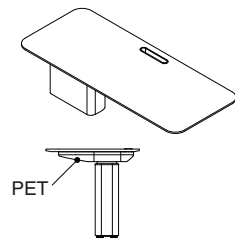
Slice Edge, Plastic or Wood Veneer



Solid Surface or Glass Edge

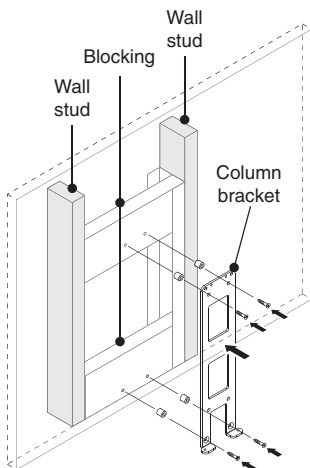
**Worksurfaces** are available in a slice edge profile with a laminate or veneer finish and a square edge profile with a solid surface or glass finish.

**Laminate and veneer worksurfaces** come standard with a 3 mm edgeband on all sides. The worksurface edge is always horizontal grain.

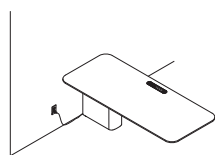


**Worksurfaces** come standard with a PET (polyethylene terephthalate) cover which conceals the work surface cantilever structure.

**Columns** are painted steel.



**Wall-mounted worksurfaces** can attach to drywall with either metal or wood studs and require wall blocking.

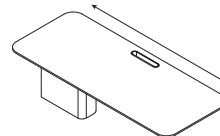


**Power type of no power, plug, or hardwire** is a required selection for wall mounted worksurfaces. No power is available for fixed height worksurfaces. Height adjustable worksurfaces require a selection of either plug or hardwire.

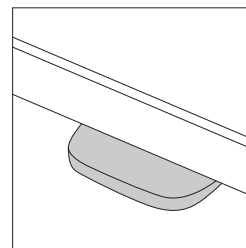
**In Chicago, fixed height wall mounted worksurfaces** require hardwire selection. Height adjustable worksurfaces can be specified with plug.

**Wall-mounted work surface columns** cannot be placed directly over a wall or floor outlet.

**Personal Worksurfaces**



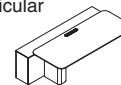
**Personal worksurfaces** are available in modular and parametric sizes with the exception of Corian solid surface. Collaborative worksurfaces are available in modular sizes only.



**Simple touch controller** comes standard with height-adjustable worksurfaces and easily adjusts height of work surface at a rate of 1 1/2" per second, by lifting or pressing down on the controller. The controller is mounted on the user side, in line with the column.



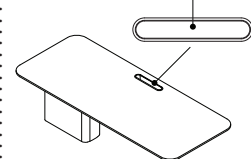
Perpendicular



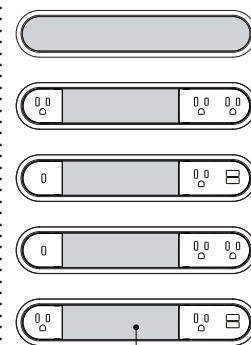
Parallel

**Personal worksurfaces** can be perpendicular or parallel when planned with foundations or in wall-mount applications.

Pass-through



**Personal worksurfaces** are standard with surface power. The CC grommet features a cord pass through to permanent power connections below the work surface. Surface power comes standard even when the no power or no surface power options are selected.

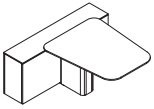


Pass-through

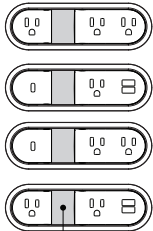
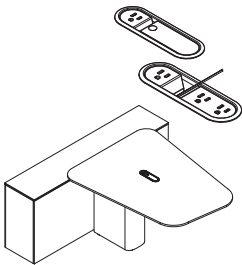
**Surface power** is available with no power (CC grommet only), standard power outlets, USB-A, and USB-C power combinations.

► See *Power and Data* for more details about surface power, page 35.

**Collaborative Worksurfaces**



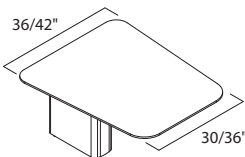
**Collaborative worksurfaces** are only available in modular sizes. They are always perpendicular to the foundation or wall.



Pass-through

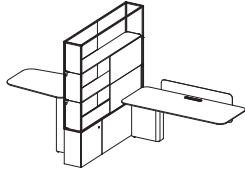
**Collaborative worksurfaces** are standard without surface power. Optional surface power is available with no power, standard power outlets, USB-A, and USB-C power combinations. The grommet has one exposed receptacle, a small passthrough, and a flipper door which conceals two receptacles. The pass through allows cord routing to permanent power below the worksurface.

▶ See *Power and Data* for more details about surface power, page 35.



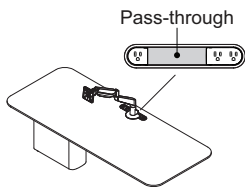
**Collaborative worksurface width** tapers 6" from the back to front edge from 36"W to 30"W and 42"W to 36"W.

**Connections**



**Privacy/modesty screens** are available in back painted glass or fabric. The screens are attached to the worksurface and are 18"H or 24"H. They provide 6"H or 12"H desktop privacy and 12"H of modesty privacy below the worksurface.

**Privacy/modesty screens** are only allowed on personal, perpendicular worksurfaces.



**CF Series monitor arms (listed below) with C-clamp option** can mount through the CC grommets of personal worksurfaces.

- CF Intro—all versions with C-clamp option
  - CF Plus—all versions with C-clamp option
  - CF Plus HD—all versions with C-clamp option.
- A maximum of 35 pounds (including monitor and arm) is allowed for laminate and veneer worksurfaces. Clamping to glass or solid surface is not allowed, free-standing monitor stands are recommended.

**For edge mount c-clamping**, contact Studio (Specials) for a special wedge bracket which will accommodate mounting to the knife edge of Mackinac.

**Wiring and Cabling**

▶ See *Power and Data, Permanent Power and Surface Power* for more information, pages 35, 38, and 40.

**Surface Materials**

- Worksurface**
- Laminate with plastic edge
  - Wood veneer with veneer edge
  - Glass
  - Corian solid surface

- Worksurface column**
- Paint
  - Plastic cover
  - 6000 Black
  - 6009 Arctic White
  - 6053 Seagull
  - 6249 Platinum
  - 6527 Merle

- Worksurface under-structure cover**
- PET
  - P631 Dark Heather Grey

- Worksurface CC grommet**
- Paint

- Surface power receptacles**
- 6000 Black Plastic

Dimension	Planning Dimensions for Personal Worksurface	Actual Dimensions for Personal Worksurface
<b>Depth</b>	30" or 36"	29" or 35"
<b>Parallel Width</b>	54", 60", 66", or 72"	52", 58", 64", or 70"
<b>Perpendicular Width</b>	48", 54", 60", 66", or 72"	46", 52", 58", 64", or 70"
<b>Height</b>	27¼"– 44½"	27¼"– 44½"

*Tip: Parametric personal worksurface depth can be specified in 1/16" from 30"D–36"D.*

*Tip: Parametric personal worksurface width can be specified in 1/16" from 54"W–72"W.*

*Tip: Worksurfaces are undersized to eliminate pinchpoints when height adjustable.*

Dimension	Planning Dimensions for Collaborative Worksurface	Actual Dimensions for Collaborative Worksurface
<b>Depth</b>	42", 48", or 54"	41", 47", or 53"
<b>Width</b>	36" or 42"	36" or 42"
<b>Height</b>	27¼"– 44½"	27¼"– 44½"

*Tip: If 36"W is specified, the only available depth is 42"D.*

*Tip: Collaborative worksurface width tapers 6" from the back to front edge from 36"W to 30"W and 42"W to 36"W.*

*Tip: Collaborative worksurface width tapers 6" from the back to front edge from 36"W to 30"W and 42"W to 36"W.*

*Tip: Worksurface dimensions are undersized to eliminate pinchpoints when height adjustable.*

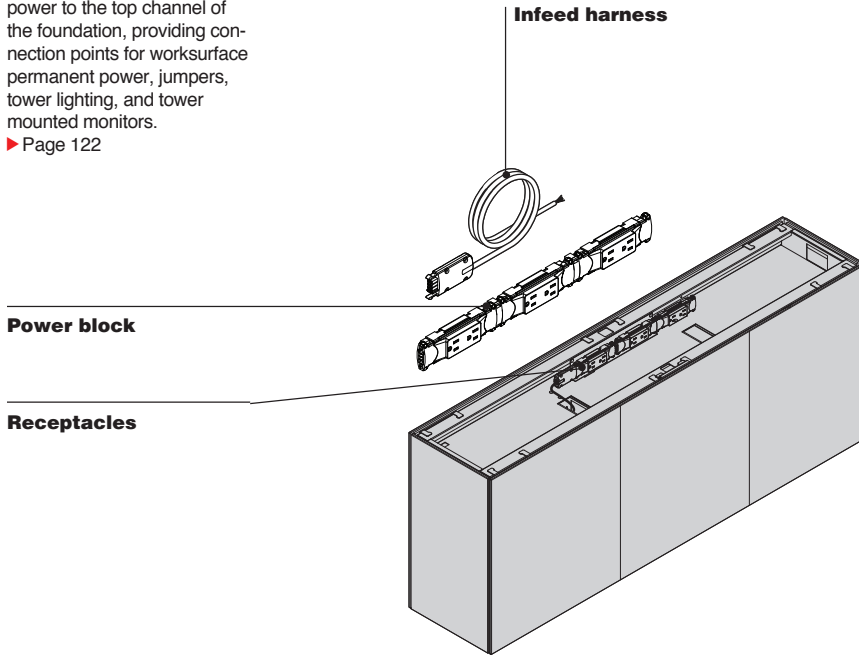
Dimension	Actual Dimensions for Fixed Column		Actual Dimensions for Height-Adjustable Column	
	Parallel	Perpendicular	Parallel	Perpendicular
<b>Depth</b>	14 <sup>5</sup> / <sub>8</sub> "	18½"	14"	18"
<b>Width (Front)</b>	6"	6"	7¼"	7¼"
<b>Width (Back)</b>	7¼"	7¼"	N.A.	N.A.
<b>Seated Height</b>	28¼" or 28½"	28¼" or 28½"	N.A.	N.A.
<b>Standing Height</b>	41¼"	41¼"	N.A.	N.A.
<b>Height</b>	N.A.	N.A.	27½"–44½"	N.A.

*Tip: When column is wall attached, it adds ¼" to the depth of the column. The gap between the worksurface and the wall then becomes 1¼" instead of 1".*

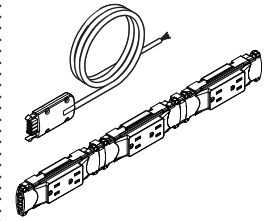
# Mackinac Foundation Power Starter Kit

**Foundation power starter kit**, ordered separately from applications with foundations, is required to power a Mackinac setting. The starter kit brings building power to the top channel of the foundation, providing connection points for worksurface permanent power, jumpers, tower lighting, and tower mounted monitors.

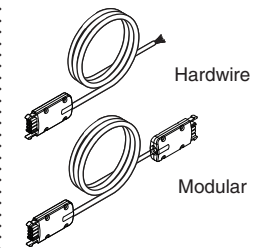
► Page 122



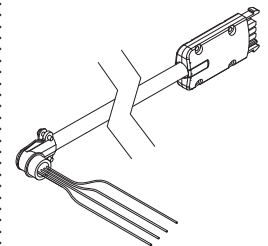
## Product Details



**Foundation power starter kit** includes a power infeed harness and foundation power block with 3-duplex receptacles (6 power outlets).



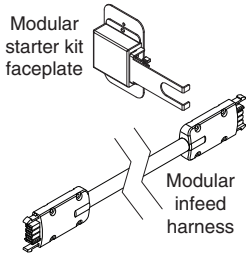
**The infeed harness** is available in either hardwire or modular harness versions.



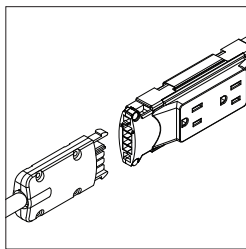
**The hardwire infeed harness** is connected by an electrician to a building junction box, the opposite end of the infeed has a modular connector which plugs into the foundation power block.

**Hardwire infeeds** are available in 72"L, 144"L, and 288"L.



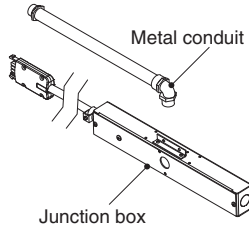


**The modular infeed** includes a wall-mounted modular faceplate that hardwires directly to the building's power. The infeed has modular connectors on both ends. One end plugs into the faceplate and the opposing end is plugs into the foundation power block. Modular infeeds are only available in 72"L.

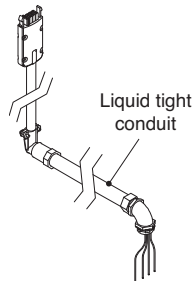


**Infeed harnesses** plug into connection points on the power block to provide power within the foundation. The power block includes three duplex receptacles and an additional connection point for a jumper kit.

**Foundation power starter kit** is available with New York City or San Francisco options which address specific codes for those municipalities.



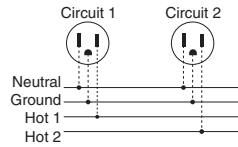
**New York City electrical code** requires hardwiring to building power within a junction box. New York power option includes a junction box, metal conduit, and hardwire infeed and foundation power block.



**San Francisco electrical code** requires liquid tight metallic conduit infeed.

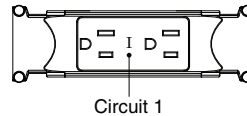
**San Francisco power option** includes a liquid tight metallic hardwire infeed and foundation power block.

## Wiring and Cabling

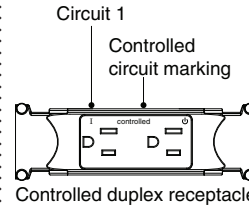


Mackinac utilizes a 2-circuit power distribution system with 3 duplex receptacles supplied with the starter kit and jumper kit.

**Infeed wires** are 12 gauge encased in a metal housing.



**Each duplex receptacle** is specified as either circuit 1 or circuit 2 and is labeled accordingly.

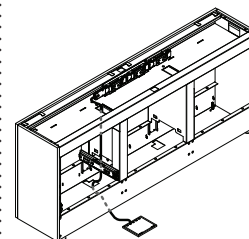


Controlled duplex receptacle

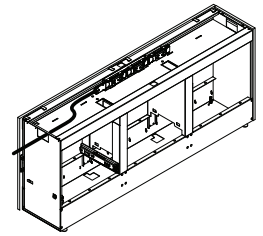
**Each duplex receptacle** can be specified as "controlled". A controlled circuit is a dedicated circuit controlled by the building power system with a timer to conserve energy in off-hours, supporting California Title 24. The controlled duplex receptacle is labeled "controlled" to signify to an electrician or facilities manager which receptacles will be turned off by the building system. When the controlled circuit is turned off, any devices plugged into those receptacles will also be powered off. An electrician will need to wire the starter kit's controlled circuit to the dedicated line that shuts off.

*Tip: All duplex receptacles on the controlled circuit should be specified as controlled; for example, if circuit 1 will be controlled then each duplex receptacle for that circuit should be specified as "circuit 1 with circuit control".*

**Controlled receptacles and non-controlled receptacles** are EXACTLY the same other than the labeling on the receptacle.

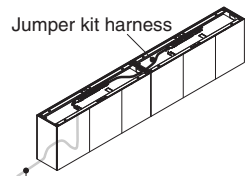


**Infeed harnesses** routes from the building power connection point, underneath the foundation, through access holes up to the foundation top tray and power block.

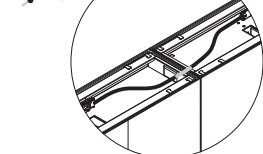
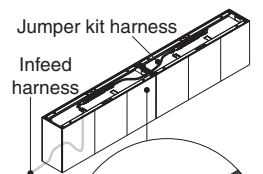


**Harnesses** may route into the end of the foundation if the end skin is removed.

**If more than three foundations** are ganged together, a new foundation power starter kit is required. See *Power and Data* for detailed information and specific ingress locations within the foundation, page 35.



**For an infeed to support multiple foundations**, the infeed must enter and connect to the power block in an end foundation; jumpers connect to adjacent foundations. Power must run in one direction. Infeeds are not able to start in a middle foundation and branch with jumpers in either direction.

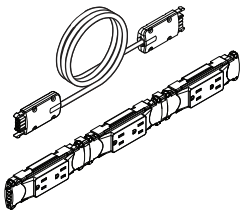


**Jumper kit harness** connects to power block and routes through foundation access holes to adjacent foundations.

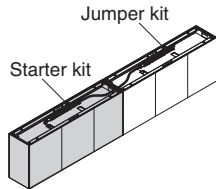
# Mackinac Power Components

## Jumper Kit

▶ See page 123



### Product Details



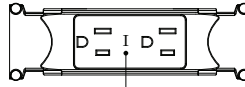
**Jumper kits** provide power to multiple foundations when ganged together replacing the need for multiple starter kits.

**Jumper kit** includes a 72" L harness, power block, and three duplex receptacles. Harness is available in hardwire or modular versions.

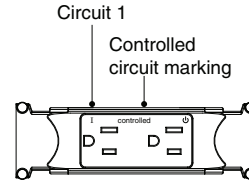
**One jumper kit** can be used for up to three foundations until a new foundation power starter kit is required.

**Access holes in each end of the foundation** allow for jumper harnesses to connect power to adjacent foundations. End skins are removed when jumpers are used.

▶ See *Power and Data* for more information, page 35.



**Each duplex receptacle** is specified as either circuit 1 or circuit 2 and is labeled accordingly.



Controlled duplex receptacle

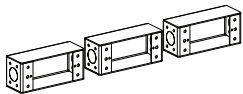
**Each duplex receptacle** can be specified as "controlled". A controlled circuit is a dedicated circuit controlled by the building power system with a timer to conserve energy in off-hours, supporting California Title 24. The controlled duplex receptacle is labeled "controlled" to signify to an electrician or facilities manager which receptacles will be turned off by the building system. When the controlled circuit is turned off, any devices plugged into those receptacles will also be powered off. An electrician will need to wire the starter kit's controlled circuit to the dedicated line that shuts off.

*Tip: All duplex receptacles on the controlled circuit should be specified as controlled; for example, if circuit 1 will be controlled then each duplex receptacle for that circuit should be specified as "circuit 1 with circuit control".*

**Controlled receptacles and non-controlled receptacles** are EXACTLY the same other than the labeling on the receptacle.

## Power Junction Boxes for Chicago Hardwiring

▶ See page 124



### Product Details

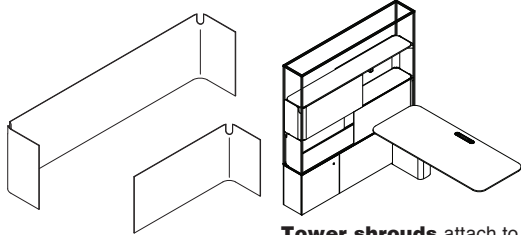
**Chicago electrical code** requires the power distribution network to be hardwired on site, this excludes the use of modular connections. For Chicago, electricians will supply electrical wiring. Do not order foundation power starter kit. Instead, order power junction boxes for Chicago hardwiring.

**Power junction boxes for Chicago hardwiring** include three junction boxes.

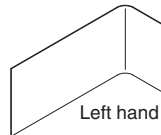
## Tower Shrouds

► See page 120

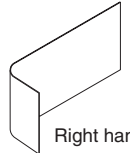
### Product Details



**Tower shrouds** attach to the tower frame to provide higher level of privacy. Shrouds can be specified for each opening in a variety of fabrics.



Left hand



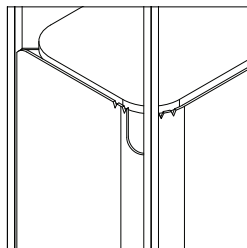
Right hand

**Half length tower shrouds** are handed. Handedness is determined from the outer side of the shroud when mounted on the tower.

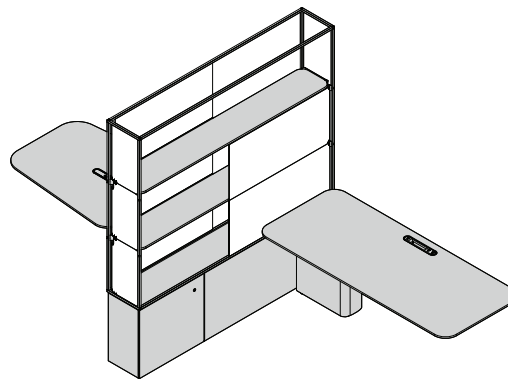
### Surface Materials

#### Tower shrouds and brackets

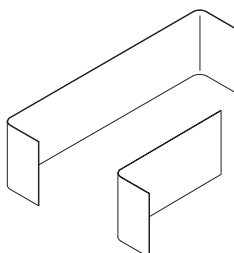
- Fabric
- Paint



**Tower shrouds in the upper section** are not interchangeable with lower section shrouds, as these shrouds include a cut out for shelf supports.

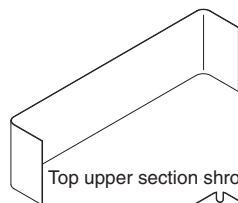


**Half length shrouds** can be planned in the same shelf opening for a yin-yang effect.

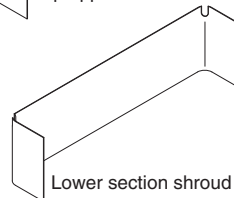


**Full length shrouds** span the back and sides of the tower.

**Half length shrouds** span half of the back and one side of the tower.



Top upper section shroud



Lower section shroud

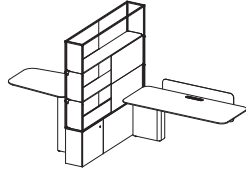
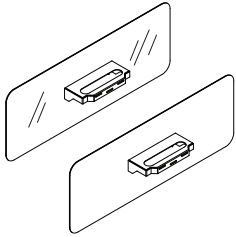
**Tower shrouds for the top upper section of a tower** differ from shrouds in the lower sections, which have a notch for tower shelf frames.

**Shrouds for the upper section** are for the top opening of a tower only and lower section shrouds are for the middle and bottom opening of the tower only.

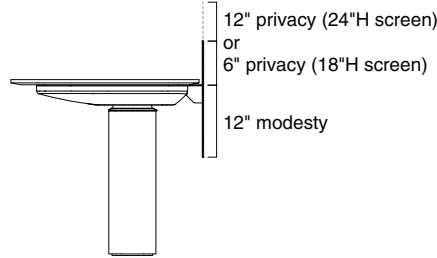
## Privacy/Modesty Screens

▶ See page 118

### Product Details



**Privacy/modesty screens** are available for use with perpendicular worksurfaces.



**Screens** are attached to the worksurface and are 18"H or 24"H. They provide 6"H or 12"H desktop privacy and 12"H of modesty privacy below the worksurface.

### Surface Materials

#### Glass modesty panel, frame, and hardware

- Glass, back painted
- Paint

#### Fabric modesty panel and hardware

- Fabric
- Paint

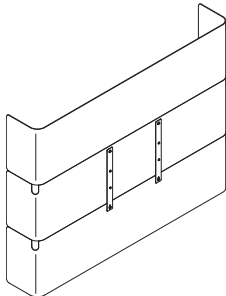
### Actual Dimensions for Privacy/Modesty Screen

	Glass	Fabric
Width	36" or 48"	36" or 48"
Height	18"	18" or 24"

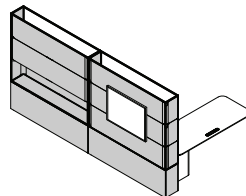
## Three Full Shrouds with Monitor Mount Hardware Kit

▶ See page 120

### Product Details



**Three full shrouds with monitor mount hardware kit (MCKUTSMA)** must be ordered for monitor mounting. It includes three full shrouds and additional mounting hardware. These shrouds must all be the same textile.



**Monitor mounting for collaboration** is supported on towers with two shelves.

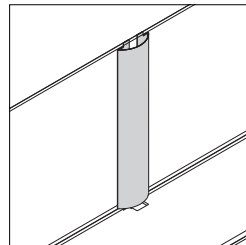
**Mounted monitors** are not allowed when there is a worksurface on the same side of the foundation.

### Maximum screen weight

is 50 pounds. Maximum screen widths below:

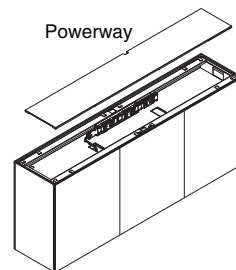
- Maximum screen width for a 54"W tower is 50"W
- Maximum screen width for a 60"W tower is 55"W
- Maximum screen width for a 66"W tower is 58"W
- Maximum screen width for a 72"W tower is 65"W

**VESA** is the only compatible mount and must be provided by the user.



**Monitor mounting kit** includes cable cover, which conceals monitor cables routed into the foundation. Cable cover attaches to the inside of the tower and is fabric wrapped to match the shrouds.

### Wiring and Cabling



**With powerway on foundation top skin option** must be selected to allow monitor cords to pass through the top skin and plug into the foundation power.

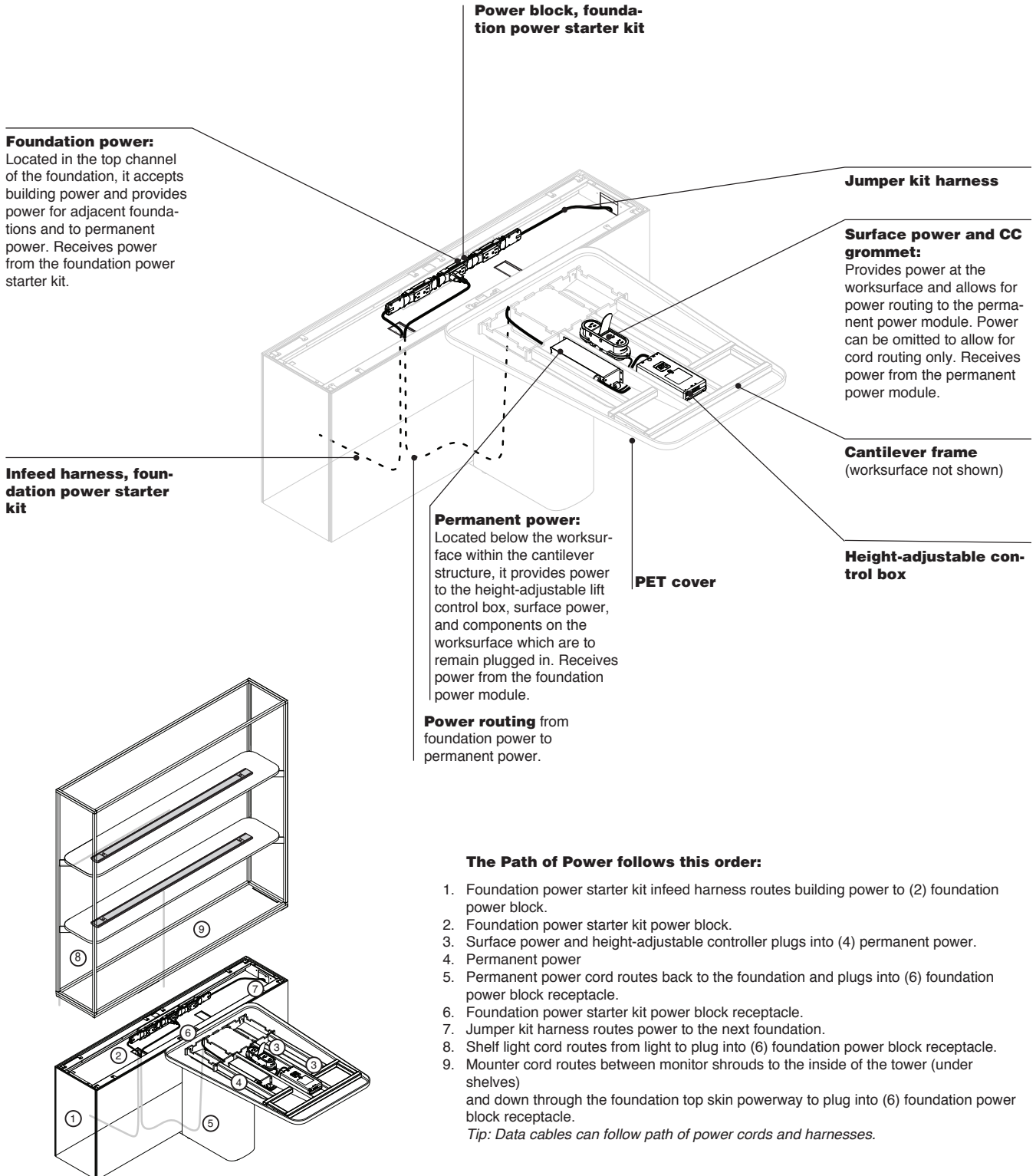
### Surface Materials

#### Tower shrouds and brackets

- Fabric
- Paint

## Power and Data

**Mackinac power** is divided into three different zones: foundation power, permanent power, and surface power.

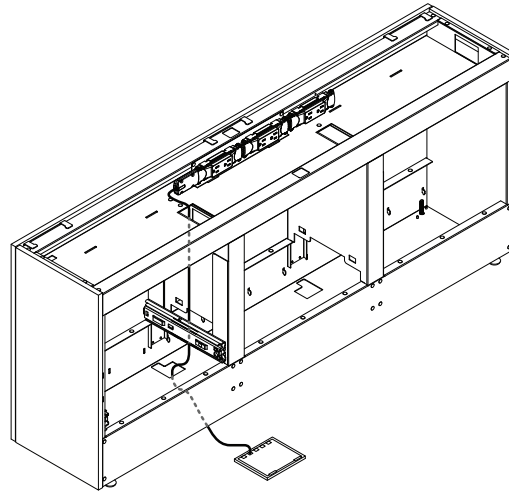


# Foundation Power

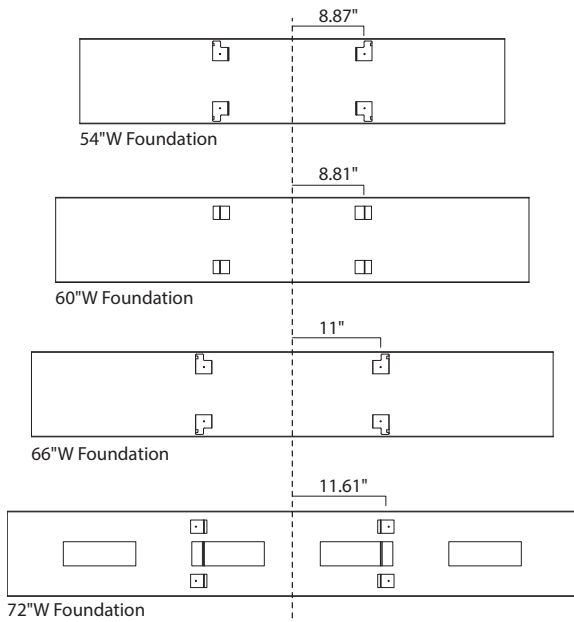
## Foundation Power

**Foundation power** is located in the top channel of the foundation. It accepts building power and provides power for adjacent foundations and to permanent power. Foundation power comes from the foundation power starter kit.

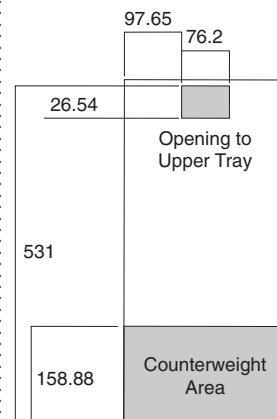
**Infeed harnesses** route from the building power connection point, underneath the foundation, through access holes, up to the foundation top tray and power block. There is a  $\frac{5}{8}$ " gap below the foundation to allow for routing.



## Product Details

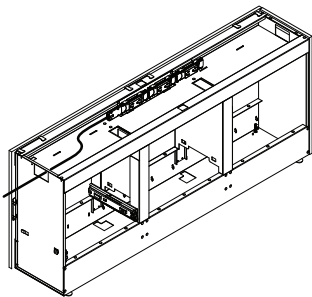


**Location of ingress holes in foundation** is measured from the centerline of the foundation to centerline of the hole.



**Access holes in each end of the foundation** allow for jumper harnesses to connect power to adjacent foundations.

**End skins** are removed when jumpers are used.

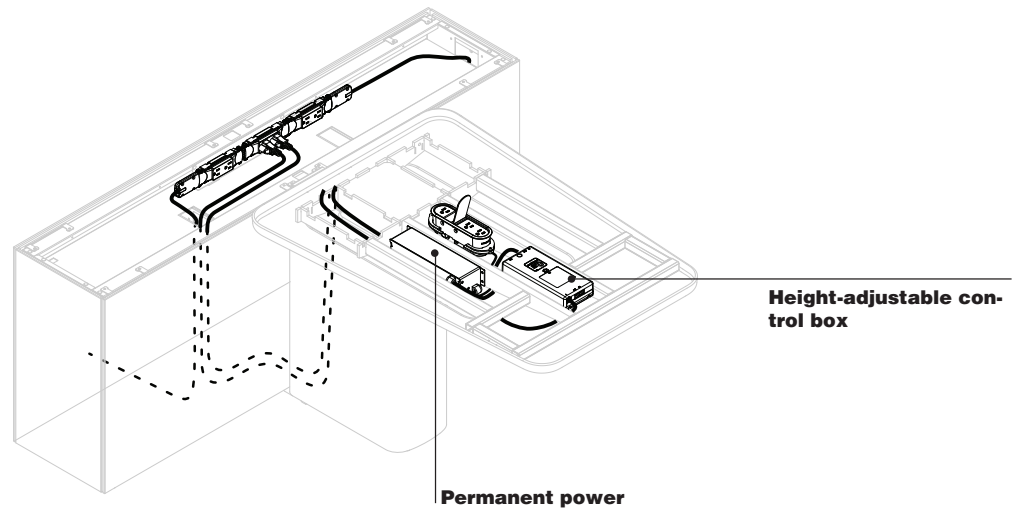


**Building power** may enter the foundation from the end access holes when foundations are perpendicular to a wall and when building power is located in the wall. However, the location of the building wall power junction box must align with access hole.

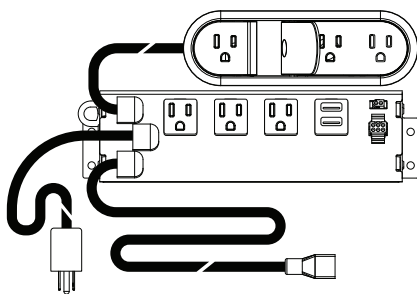
# Permanent Power

## Permanent and Data

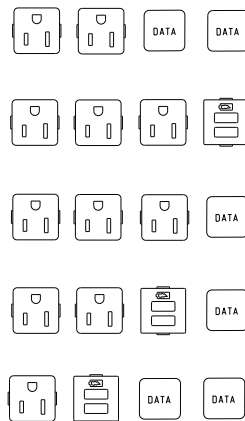
**Permanent power** is located under the worksurface and supports items that remain on the worksurface, such as monitors and task lighting. It provides power to surface power and is required for height-adjustable worksurfaces.



## Product Details

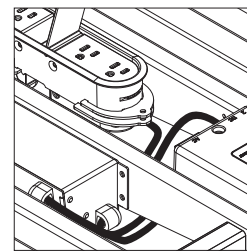


**Power box** is corded with a three prong grounded plug.

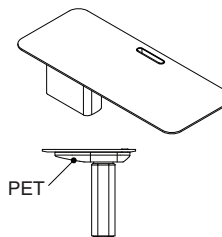


**Permanent power options** available are:

- Two power, two data
- Three power, two USB-A
- Three power, one data
- Two power, two USB-A, one data
- One power, two USB-A, two data



**Height-adjustable worksurface control boxes** require permanent power. The permanent power box includes a cord to connect power to the height-adjustable control box.

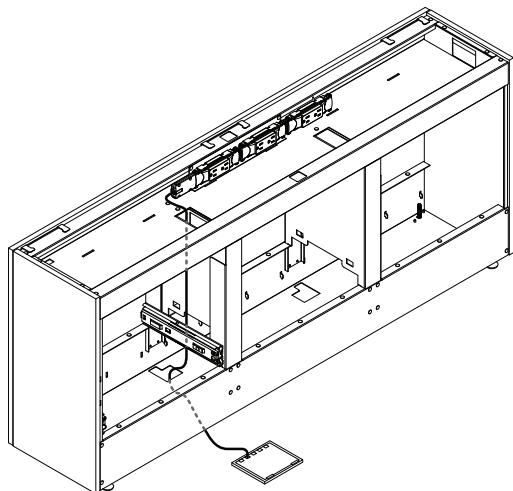


**Permanent power** is not user accessible, as the PET understructure needs to be removed by an installer.



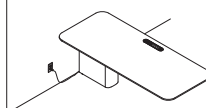
Permanent and Data, continued

Permanent Power for Settings with Foundations



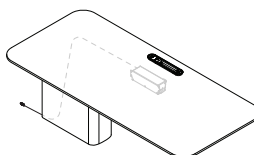
For applications with foundations, the permanent power cord is routed through the column, under the foundation, and up to the foundation power block.

Permanent Power for Wall-Mounted Worksurfaces

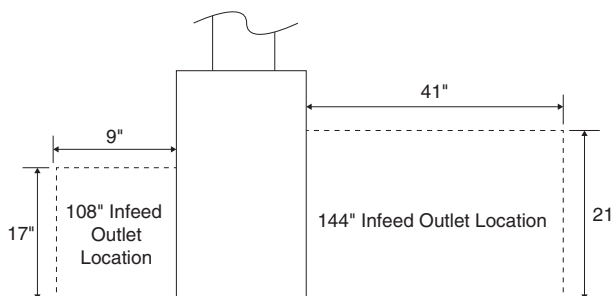


Wall-mounted worksurfaces with permanent power or surface power are standard with cord and plug. Height-adjustable worksurfaces require permanent power and are also standard with cord and plug.

Wall-mounted worksurface columns cannot be placed directly over a wall or floor outlet.



For wall-mounted applications, the permanent power cord is routed through the column and exits to plug into a wall or floor box outlet.



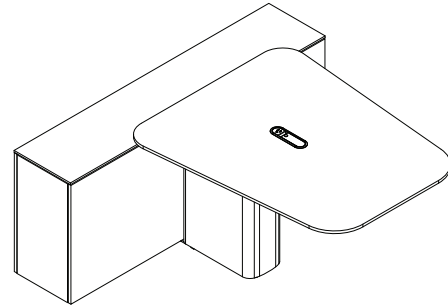
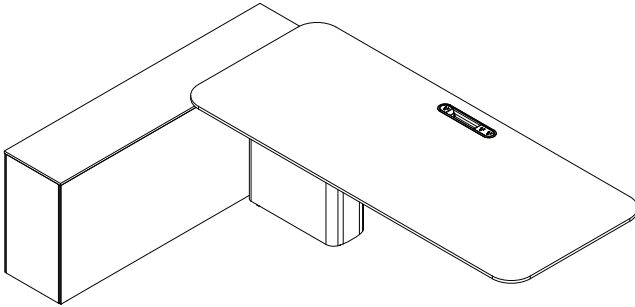
For wall outlet location planning, cord lengths will determine the distance from the column to the outlet.

82" of cord length from permanent power is routed internally through the column. For 108" cords, this leaves 26" of cord to reach the outlet. For 144" cords, this leaves 62" of cord to reach the outlet. Plan outlet location relative to column within the dimensions shown.

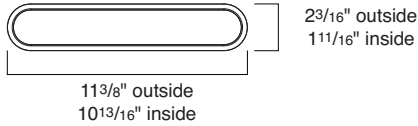
# Surface Power

## Surface Power

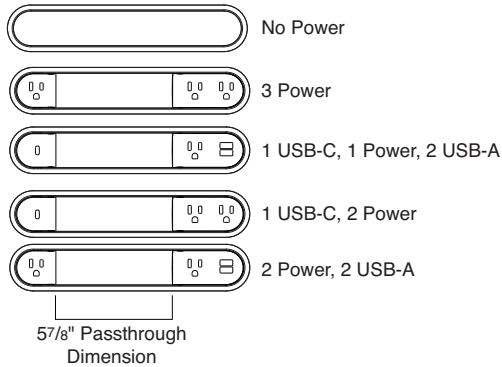
**Surface power** provides power at the worksurface for items like phones and laptops that require temporary access to power. Pass-through feature allows for power routing to the permanent power module.



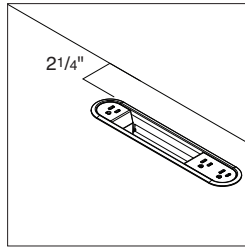
### Product Details



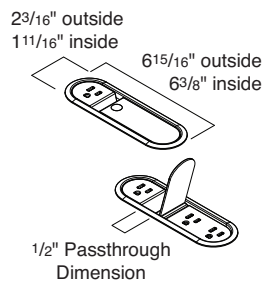
**Personal worksurfaces** are standard with a CC grommet which is a pass-through to permanent power and can house power options if selected. CC grommet is standard even when no power or no surface power options are selected.



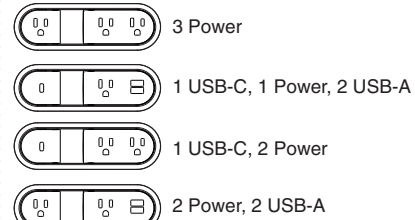
**Surface power** includes a variety of standard power, USB-A and USB-C configurations. The center of the grommet remains open as a pass-through.



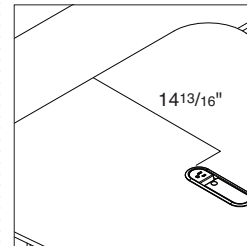
**Personal surface power** is centered along the back edge of the worksurface, 0" from the back edge.



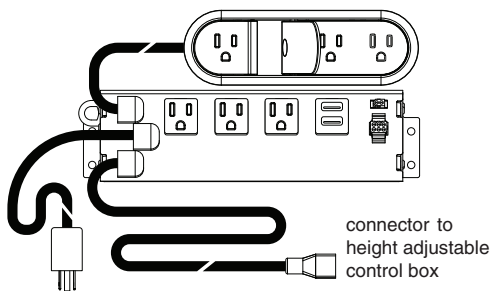
**Surface power for collaborative worksurfaces** is available as an option. The CC grommet features a pass-through and a flipper door.



**Surface power** includes a variety of standard power, USB-A and USB-C configurations. The center of the grommet remains open as a pass-through.



**Collaborative surface power** is centered front to back on the worksurface and 0" from the back edge.

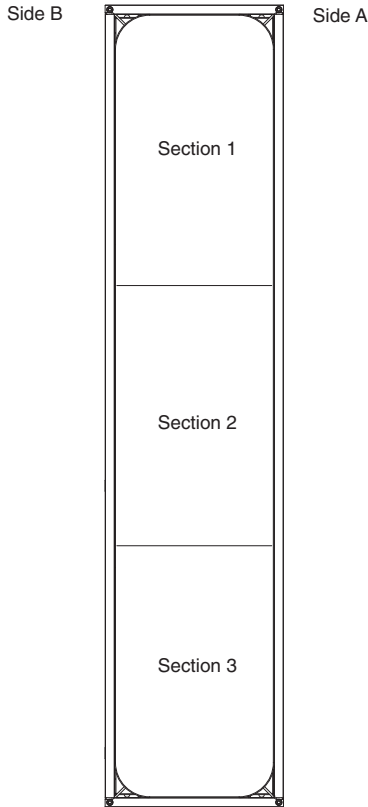


**Surface power outlets** are pre-wired to the permanent power box based on the power configuration specified.

*Tip: USB-C is the latest technology in USB connections. A USB-C connector transmits both data and power faster and more efficient than USB-A. This connection is featured on new devices. Check your personal device for compatibility.*

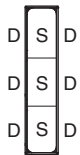
*Tip: Maximum power capacity for USB-A is 10 watts of power. USB-C has a maximum capacity of 60 watts.*

# Mackinac Application Guidelines



**Mackinac foundations** are split by Side A and B, and Sections 1, 2, and 3. Each section is allowed a drawer, column, or skin. Only one drawer is allowed per foundation section. Only one column is allowed per side. Sides A and B must remain consistent throughout planning.

## Foundation with no worksurface (MCKFNWS)



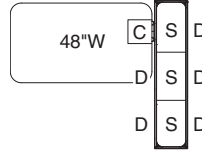
Foundations are allowed one, two, or three drawers and can be placed in any section.

## Legend

- D** = Drawer available
- S** = Standard counterweight
- H** = Heavy duty counterweight
- C** = Column

## Foundation with one perpendicular worksurface (MCKF1WSPP)

### 54"W Foundation



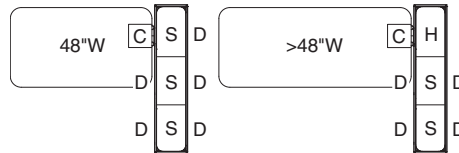
With laminate or wood worksurface:

- 48"W worksurfaces are allowed one, two, or three drawers
- Any worksurface larger than 48"W cannot be placed on a 54"W foundation

With glass or solid surface worksurface:

- Cannot be placed on a 54"W foundation

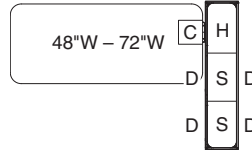
### 60"W – 72"W Foundation



With laminate or wood worksurface:

- 48"W worksurfaces are allowed one, two, or three drawers
- Worksurfaces larger than 48"W are allowed one or two drawers but cannot be placed in the same section as the worksurface

### 60"W – 72"W Foundation

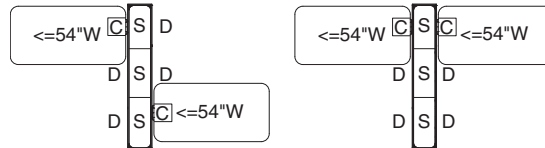


With glass or solid surface worksurface:

- Any worksurface size is allowed one or two drawers but cannot be placed in the same section as the worksurface
- Worksurfaces larger than 66"W must be floor mounted

## Foundation with two perpendicular worksurfaces (MCKF2WSPP)

### 54"W Foundation



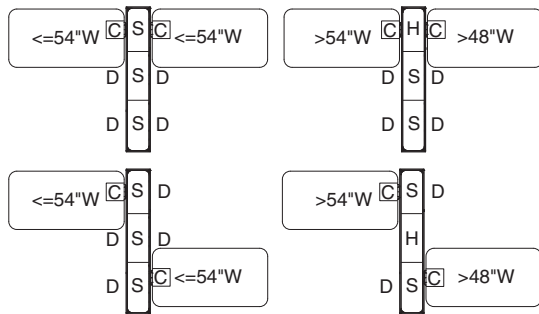
With laminate or wood worksurface:

- Worksurfaces 54"W or less are allowed one, two, or three drawers depending on configuration
- Worksurfaces larger than 54"W cannot be used on the 54"W foundation

With glass or solid surface worksurface:

- Cannot be placed on a 54"W foundation

60"W – 72"W Foundation



With laminate or wood worksurface:

- Worksurfaces 54"W or less are allowed one, two, or three drawers, depending on configuration
- Worksurfaces larger than 54"W are allowed one or two drawers
- If the worksurfaces are in the same section, the drawers must be placed in the other sections
- If the worksurfaces are yin yang, the drawers cannot go in Section 2

60"W – 72"W Foundation

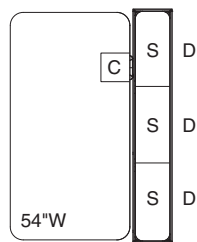


With glass or solid surface worksurface:

- Worksurfaces 48"W and larger are allowed one or two drawers
- If the worksurfaces are in the same section, the drawers must be placed in the other sections
- If the worksurfaces are yin yang, the drawers cannot go in Section 2

**Foundation with one parallel worksurface (MCKF1WSPL)**

54"W Foundation



With laminate or wood worksurface:

- 54"W worksurface are allowed one, two, or three drawers

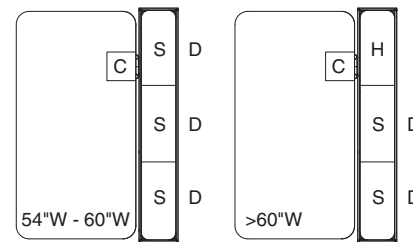
With glass or solid surface worksurface:

- Cannot be placed on a 54"W foundation

**Legend**

- D** = Drawer available
- S** = Standard counterweight
- H** = Heavy duty counterweight
- C** = Column

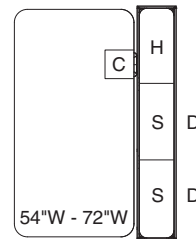
60"W – 72"W Foundation



With laminate or wood worksurface:

- 54"W–60"W worksurfaces are allowed one, two, or three drawers
- Worksurfaces greater than 60"W are allowed one or two drawers but cannot be in the same section as the column

60"W – 72"W Foundation

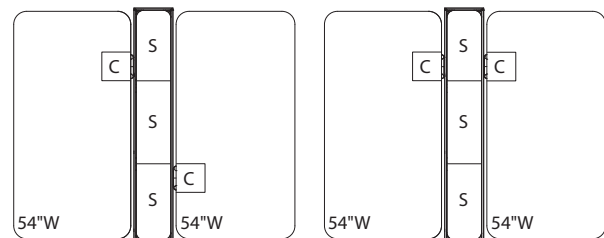


With glass or solid surface worksurface:

- 54"W–72"W worksurfaces are allowed one or two drawers but cannot be in the same section as the column

**Foundation with two parallel worksurfaces (MCKF2WSPL)**

54"W Foundation



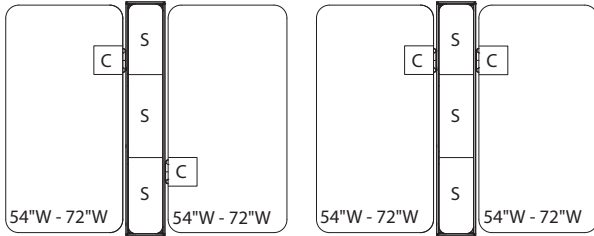
With laminate or wood worksurface:

- Worksurfaces cannot be longer than the foundation but can be shorter than the foundation and must not contain drawers

With glass or solid surface worksurface:

- Cannot be placed on a 54"W foundation

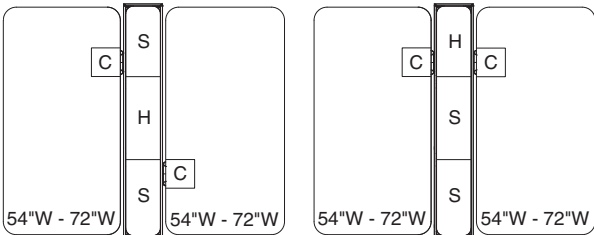
60"W – 72"W Foundation



With laminate or wood worksurface:

- Worksurfaces cannot be longer than the foundation but can be shorter than the foundation and must not contain drawers

60"W – 72"W Foundation

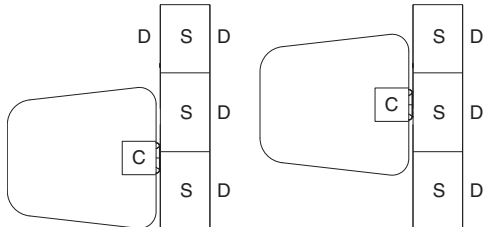


With glass or solid surface worksurface:

- Worksurfaces cannot be longer than the foundation but can be shorter than the foundation and must not contain drawers

**Foundation with one collaborative worksurface (MCKF1WSC)**

54"W Foundation



With laminate or wood worksurface:

- Worksurfaces are allowed one, two, or three drawers
- If worksurface is in Section 2, then a drawer can be placed in Section 2 on the opposite side

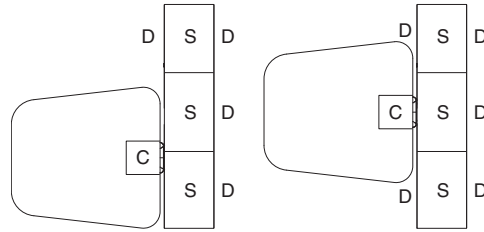
With glass or solid surface worksurface:

- Cannot be placed on a 54"W foundation

**Legend**

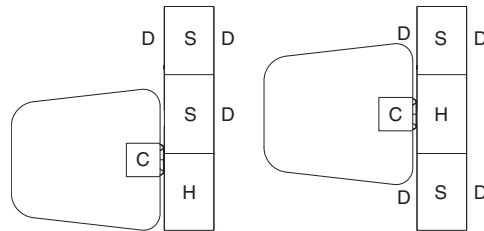
- D** = Drawer available
- S** = Standard counterweight
- H** = Heavy duty counterweight
- C** = Column

60"W – 72"W Foundation



With laminate or wood worksurface:

- Worksurfaces are allowed one, two, or three drawers

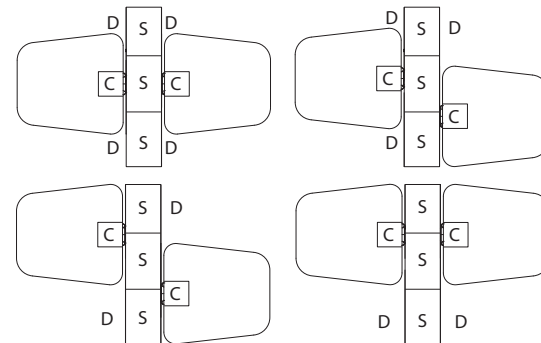


With glass or solid surface worksurface:

- Worksurfaces are allowed one or two drawers
- If the worksurface is in Section 1, 2, or 3, a drawer cannot be placed in that same section on the opposite side

**Foundation with two collaborative worksurfaces (MCKF2WSC)**

54"W Foundation



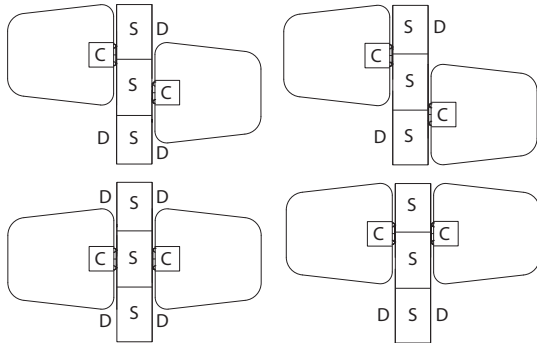
With laminate or wood worksurface:

- Worksurfaces are allowed one or two drawers depending on configuration

With glass or solid surface worksurface:

- Cannot be placed on a 54"W foundation

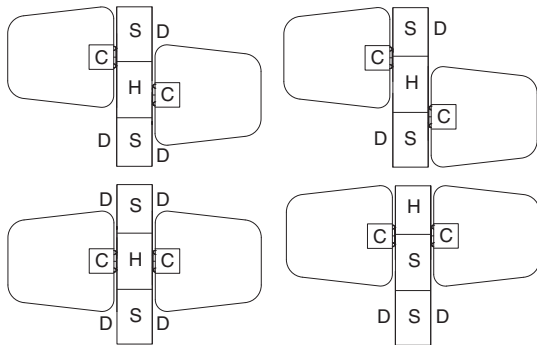
60"W – 72"W Foundation



With laminate or wood worksurface:

- Worksurfaces are allowed one or two drawers depending on configuration

60"W – 72"W Foundation

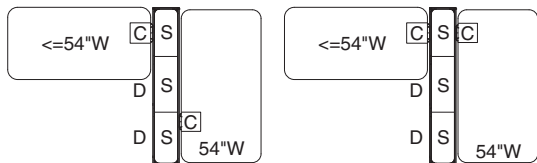


With glass or solid surface worksurface:

- Worksurfaces are allowed one or two drawers depending on configuration

**Foundation with one perpendicular worksurface and one parallel worksurface (MCKF1WSPP1WSPL)**

54"W Foundation



With laminate or wood worksurface:

- Worksurfaces are allowed one or two drawers
- Drawers must be placed on perpendicular side
- Worksurfaces can be 54"W or less on perpendicular worksurfaces and only 54"W on parallel worksurfaces
- Worksurfaces larger than 54"W are not allowed

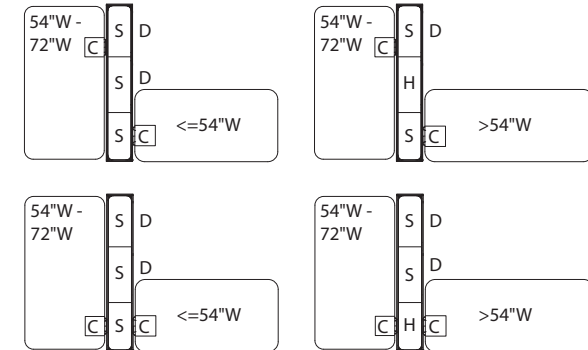
With glass or solid surface worksurface:

- Cannot be placed on a 54"W foundation

**Legend**

- D** = Drawer available
- S** = Standard counterweight
- H** = Heavy duty counterweight
- C** = Column

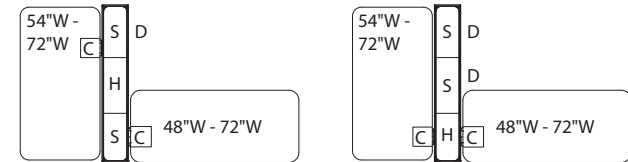
60"W - 72"W Foundation



With laminate or wood worksurface:

- Worksurfaces are allowed one or two drawers depending on configuration
- If perpendicular worksurface is 54"W or less, then two drawers are allowed
- If perpendicular worksurface is larger than 54"W and the columns on the worksurfaces are yin yang, then the drawer cannot be placed in Section 2
- If columns are in the same section then two drawers are allowed

60"W - 72"W Foundation

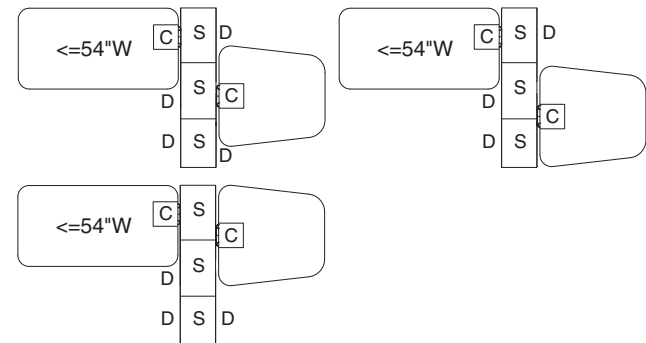


With glass or solid surface worksurface:

- Worksurfaces are allowed one or two drawers depending on configuration
- Perpendicular worksurfaces can be 48"W-72"W
- Parallel worksurfaces can be 54"W-72"W
- If columns for worksurfaces are yin yang, then only one drawer can be on the perpendicular side

**Foundation with one perpendicular worksurface and one collaborative worksurface (MCKF1WSPP1WSC)**

54"W Foundation



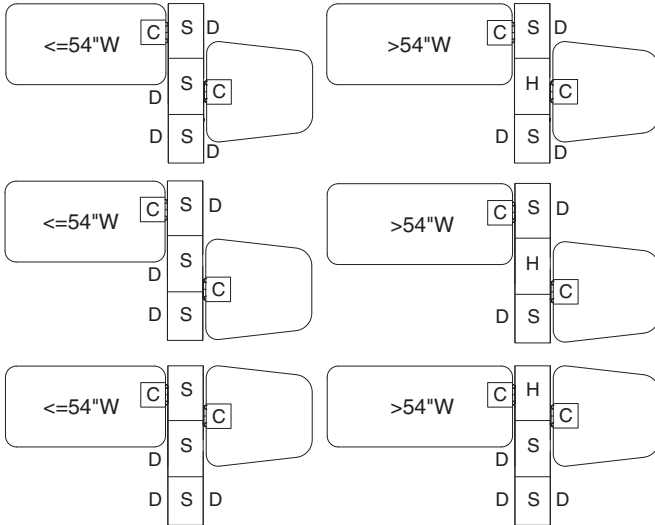
With laminate or wood worksurface:

- Worksurfaces are allowed one, two, or three drawers depending on configuration
- Perpendicular worksurfaces must be 54"W or less
- Worksurfaces larger than 54"W are not allowed

With glass or solid surface worksurface:

- Cannot be placed on a 54"W foundation

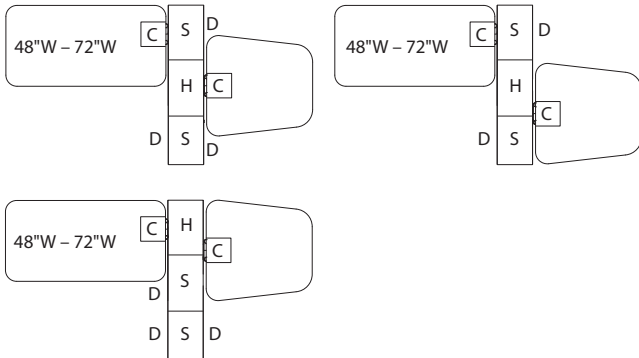
60"W – 72"W Foundation



With laminate or wood worksurface:

- Worksurfaces are allowed one, two, or three drawers depending on configuration
- If perpendicular worksurface is greater than 54"W and collaborative worksurface is in section two, then the drawer cannot be placed in Section 2 on the perpendicular side
- If perpendicular worksurface is greater than 54"W and columns for the worksurfaces are yin yang, then the drawer cannot be placed in Section 2 on perpendicular side

60"W – 72"W Foundation



With glass or solid surface worksurface:

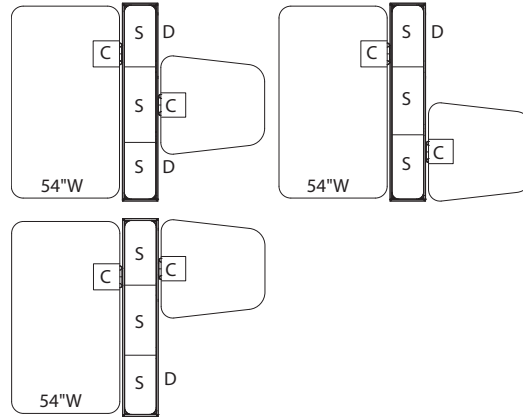
- All sizes of perpendicular worksurfaces are allowed one or two drawers depending on configuration

**Legend**

- D** = Drawer available
- S** = Standard counterweight
- H** = Heavy duty counterweight
- C** = Column

**Foundation with one parallel worksurface and one collaborative worksurface (MCKF1WSPL1WSC)**

54"W Foundation



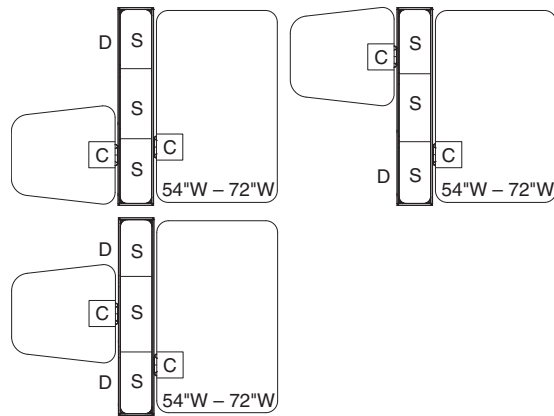
With laminate or wood worksurface:

- Worksurfaces are allowed one or two drawers depending on configuration

With glass or solid surface worksurface:

- Cannot be placed on a 54"W foundation

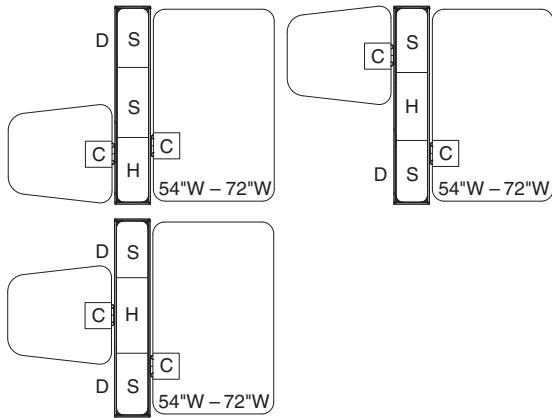
60"W – 72"W Foundation



With laminate or wood worksurface:

- Worksurfaces are allowed one or two drawer depending on configuration





With glass or solid surface worksurface:

- Worksurfaces are allowed one or two drawers depending on configuration

**Legend**

- D** = Drawer available
- S** = Standard counterweight
- H** = Heavy duty counterweight
- C** = Column

### Height-Adjustable Column Lifting Capacity

#### Collaborative Worksurfaces

		Laminate	Veneer	Glass	Solid Surface
36"D	42"W	210 lb	210 lb	177 lb	198 lb
42"D	42"W	203 lb	203 lb	166 lb	190 lb
42"D	48"W	203 lb	203 lb	166 lb	184 lb
42"D	54"W	203 lb	203 lb	166 lb	177 lb

#### Personal Perpendicular Worksurfaces

		Laminate	Veneer	Glass	Solid Surface
30"D	48"W	198 lb	198 lb	169 lb	187 lb
30"D	54"W	195 lb	195 lb	159 lb	180 lb
30"D	60"W	190 lb	190 lb	150 lb	173 lb
30"D	66"W	184 lb	184 lb	140 lb	166 lb
30"D	72"W	171 lb	171 lb	114 lb	159 lb
36"D	48"W	194 lb	194 lb	157 lb	179 lb
36"D	54"W	189 lb	189 lb	146 lb	171 lb
36"D	60"W	183 lb	183 lb	135 lb	163 lb
36"D	66"W	177 lb	177 lb	124 lb	155 lb
36"D	72"W	171 lb	171 lb	114 lb	147 lb

#### Personal Parallel Worksurfaces

		Laminate	Veneer	Glass	Solid Surface
30"D	54"W	195 lb	195 lb	161 lb	182 lb
30"D	60"W	190 lb	190 lb	152 lb	175 lb
30"D	66"W	184 lb	184 lb	142 lb	168 lb
30"D	72"W	179 lb	179 lb	133 lb	161 lb
36"D	54"W	189 lb	189 lb	148 lb	173 lb
36"D	60"W	183 lb	183 lb	137 lb	165 lb
36"D	66"W	177 lb	177 lb	126 lb	157 lb
36"D	72"W	171 lb	171 lb	115 lb	149 lb

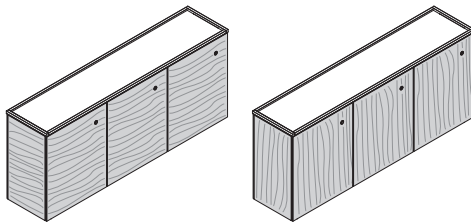
*Tip: Weight limitations for the height-adjustable column are shown for each worksurface and its specified dimensions.*



# Mackinac Grain Direction

**Wood** is a natural, unique, and always changing material. No two pieces are the same. The appearance of each surface will vary based on a piece's individual grain pattern, underlying color, and characteristics (like gum pockets and pin knots). While the finishing process is identical for all pieces, each finished piece celebrates wood's individual beauty. Because wood contains standing fibers, similar to suede, the orientation of the grain pattern to a light source will cause it to reflect light differently and look a slightly different color. Two surfaces with grain directions that are at different angles to each other will look different. This natural phenomenon is called flash or polarization. This can happen within a piece as alternating veneer leaves are placed side by side or from piece to piece. Polarization is often noticed on worksurfaces installed at a 90° angle with each other.

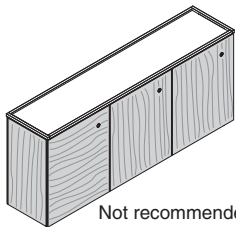
## Grain Direction on Foundations



Horizontal

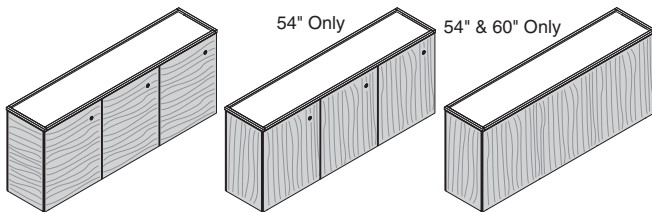
Vertical

**Wood veneer grain direction** can be specified as either horizontal or vertical for the foundation. End skins will always follow the selection of the foundation grain direction.



Not recommended

**Opposing grain direction from the foundation** can be specified for individual side skins and drawer fronts; however, it is recommended that all skins within the side match the same direction. If grain direction is mixed on one side, polarization will cause the veneer skins to appear a different color or shade.



54" Only

54" & 60" Only

**Wood grain laminate grain direction** can be specified as horizontal or vertical; however, vertical application is limited. Laminate sheet sizes limit the ability to match vertical grains across a side. Vertical orientation is only available on each side of 54"W foundations or on 60"W foundations, if all skins are selected (without drawers). End skins will always follow the selection of the foundation grain direction.

**Solid surface grain direction on foundation skins** is only available as horizontal.

## Grain Direction on Worksurfaces, Shelves, and Foundation Top Skin



**Long grain or short grain direction** is available as an option on worksurfaces, shelves, and foundation top skins.

**Woodgrain laminate** is not allowed with short grain direction on worksurfaces or tower shelves larger than 60"W.

**Solid surface** is only available with long grain direction.

**Worksurface edges** are always long grain (horizontal).

# Specifying Mackinac

## Mackinac Settings

Foundation with One Perpendicular Worksurface	<b>52</b>
Foundation with One Parallel Worksurface	<b>58</b>
Foundation with One Collaborative Worksurface	<b>64</b>
Foundation with Two Perpendicular Worksurfaces	<b>70</b>
Foundation with Two Parallel Worksurfaces	<b>76</b>
Foundation with Two Collaborative Worksurfaces	<b>82</b>
Foundation with One Perpendicular Worksurface and One Parallel Worksurface	<b>88</b>
Foundation with One Perpendicular Worksurface and One Collaborative Worksurface	<b>94</b>
Foundation with One Parallel Worksurface and One Collaborative Worksurface	<b>100</b>
Foundation	<b>106</b>

## Mackinac Wall-Mounted Personal Worksurfaces

Wall-Mounted Personal Perpendicular and Parallel Worksurfaces	<b>110</b>
---	------------

## Mackinac Wall-Mounted Collaborative Worksurfaces

Wall-Mounted Collaborative Worksurfaces	<b>114</b>
---	------------

## Mackinac Privacy/Modesty Screens

Glass Privacy/Modesty Screens	<b>118</b>
Fabric Privacy/Modesty Screens	<b>119</b>

## Mackinac Tower Shrouds

Tower Shrouds, Full Length	<b>120</b>
Tower Shrouds, Half Length	<b>120</b>
Three Full Shrouds with Monitor Mount Hardware Kit	<b>121</b>

## Mackinac Power Components

Foundation Power Starter Kit	<b>122</b>
Jumper Kit	<b>123</b>
Power Junction Boxes for Chicago Hardwiring	<b>124</b>

## Mackinac Accessories

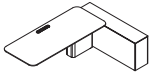
Foundation Ganging Bracket	<b>125</b>
Tower Ganging Bracket	<b>125</b>
Personal Drawer Accessory Package	<b>126</b>
Monitor Mount Pad	<b>126</b>
Foundation Floor Attachment Kit	<b>126</b>

## Mackinac Components for Future Additions or Reconfiguration

Tower	<b>128</b>
Foundation Top Skin	<b>130</b>

# Mackinac Settings

## Foundation with One Perpendicular Worksurface



Right-handed worksurface shown.

	Standard Includes	Required to Specify
▶ Need help? Product details, page 14	<ul style="list-style-type: none"> <li>• 12"D foundation (back/front/sides): laminate price group 1</li> <li>• Foundation edges: plastic</li> <li>• Foundation top skin: laminate price group 1</li> <li>• Foundation top skin edge: plastic</li> <li>• Worksurface: laminate</li> <li>• Worksurface edge: plastic</li> <li>• Worksurface understructure: P631 Dark Heather Grey PET</li> <li>• Surface power, grommet: paint price group 1</li> <li>• Permanent power, below worksurface</li> <li>• Column: paint price group 1</li> <li>• Column cap: plastic</li> <li>• Attachment hardware</li> </ul>	<ol style="list-style-type: none"> <li>1 Style number</li> <li>2 Foundation width (see below under Required Selections)</li> <li>3 Foundation sides/sections (see below under Required Selections)</li> <li>4 Worksurface size option (see below under Required Selections)</li> <li>5 Worksurface depth (see below under Required Selections)</li> <li>6 Worksurface width (see below under Required Selections)</li> <li>7 Column height (see below under Required Selections)</li> <li>8 Permanent power for worksurface (see below under Required Selections)</li> <li>9 Permanent power infeed length (see below under Required Selections)</li> <li>10 Counterweights (see below under Required Selections)</li> <li>11 Laminate color number for foundation skins</li> <li>12 Laminate color number for foundation top skin</li> <li>13 Plastic color number for foundation skin edges</li> <li>14 Plastic color number for foundation top skin edge</li> <li>15 Laminate color number for worksurface</li> <li>16 Plastic color number for worksurface edge</li> <li>17 Paint color number for power grommet</li> <li>18 Paint color number for column</li> <li>19 Plastic color number for column cap</li> <li>20 Options, if selected (see below) <ul style="list-style-type: none"> <li>▶ See <i>Surface Materials</i>, page 134.</li> </ul> </li> </ol>

	Required Selections	U.S. Price	Required to Specify
<b>Foundation Width</b>	<ul style="list-style-type: none"> <li>• 54"W</li> <li>• 60"W</li> <li>• 66"W</li> <li>• 72"W</li> </ul>	Prices at right Prices at right Prices at right Prices at right	Specify <i>with 54"W</i> . Specify <i>with 60"W</i> . Specify <i>with 66"W</i> . Specify <i>with 72"W</i> .
<b>Foundation Sides/Sections</b>	<p><b>Side A, Section 1</b></p> <ul style="list-style-type: none"> <li>• Skin only</li> <li>• Worksurface location (if worksurface selected in another section)</li> <li>• Drawer (if drawer not selected on side B, Section 1)</li> </ul> <p><b>Side A, Section 2</b></p> <ul style="list-style-type: none"> <li>• Skin only</li> <li>• Drawer (if drawer not selected on side B, Section 2)</li> </ul> <p><b>Side A, Section 3</b></p> <ul style="list-style-type: none"> <li>• Skin only</li> <li>• Worksurface location (if worksurface selected in another section)</li> <li>• Drawer (if drawer not selected on side B, Section 3)</li> </ul>	No cost No cost +\$206  No cost +\$206  No cost No cost +\$206	Specify <i>with skin only</i> . Specify worksurface location. Specify <i>with drawer</i> .  Specify <i>with skin only</i> . Specify <i>with drawer</i> .  Specify <i>with skin only</i> . Specify worksurface location. Specify <i>with drawer</i> .

Tip: Only one drawer per foundation section.

Tip: See page 36 for all possible worksurface and drawer configurations.

▶ Required Selections, continued on next page



### For Canadian Pricing

Multiply U.S. Price by the Canadian price factor.

▶ See page 1 for details.

► **Required Selections, continued from previous page**

	<b>Required Selections</b>	<b>U.S. Price</b>	<b>Required to Specify</b>
<b>Foundation Sides/Sections, continued</b>	<b>Side B, Section 1</b>		
	• Skin only	No cost	Specify <i>with skin only</i> .
	• Worksurface location (if worksurface selected in another section)	No cost	Specify worksurface location.
	• Drawer (if drawer not selected on side A, Section 1)	+\$206	Specify <i>with drawer</i> .
	<b>Side B, Section 2</b>		
	• Skin only	No cost	Specify <i>with skin only</i> .
	• Drawer (if drawer not selected on side A, Section 2)	+\$206	Specify <i>with drawer</i> .
	<b>Side B, Section 3</b>		
	• Skin only	No cost	Specify <i>with skin only</i> .
• Worksurface location (if worksurface selected in another section)	No cost	Specify worksurface location.	
• Drawer (if drawer not selected on side A, Section 3)	+\$206	Specify <i>with drawer</i> .	
<b>Worksurface Size Option</b>	• Modular	No cost	Specify <i>with modular</i> .
	• Parametric	No cost	Specify <i>with parametric</i> .
<b>Worksurface Depth</b>	• 30"D	Prices at right	Specify <i>with 30"D</i> .
	• 36"D	Prices at right	Specify <i>with 36"D</i> .
<b>Worksurface Width</b>	• 48"W	Prices at right	Specify <i>with 48"W</i> .
	• 54"W	Prices at right	Specify <i>with 54"W</i> .
	• 60"W	Prices at right	Specify <i>with 60"W</i> .
	• 66"W	Prices at right	Specify <i>with 66"W</i> .
	• 72"W	Prices at right	Specify <i>with 72"W</i> .
<b>Column Height</b>	• Seated height, fixed	No cost	Specify <i>with seated height, fixed</i> .
	• Standing height, fixed	+\$ 69	Specify <i>with standing height, fixed</i> .
	• Height adjustable	+\$317	Specify <i>with height adjustable</i> .
<b>Permanent Power for Worksurface</b>	• No power	No cost	Specify <i>with no permanent power</i> .
	• Three power, two USB	+\$205	Specify <i>with three power, two USB</i> .
	• Three power, one data	+\$205	Specify <i>with three power, one data</i> .
	• Two power, two data	+\$353	Specify <i>with two power, two data</i> .
	• Two power, two USB, one data	+\$353	Specify <i>with two power, two USB, one data</i> .
• One power, two USB, two data	+\$353	Specify <i>with one power, two USB, two data</i> .	
<b>Counterweights</b>	• Floor mounted	+\$137	Specify <i>with floor mounted</i> .
	• Standard counterweight package	+\$281	Specify <i>with standard package</i> .
	• HD counterweight package	+\$565	Specify <i>with HD package</i> .

Tip: Parametric pricing can be found in SmartTools.

Tip: Parametric sizes are not available for solid surface worksurfaces.

Tip: HD counterweight package increases stability and is required in some configurations.

► **Options, continued on next page****For Canadian Pricing**

Multiply U.S. Price by the Canadian price factor.

► See page 1 for details.

## Mackinac Settings, Foundation with One Perpendicular Worksurface, continued

### ► Options, continued from previous page

Tip: The finish picked for foundation will be applied to the back, front, and sides.

**For laminate group 2 and 3 pricing, please refer to the electronic catalog or SmartTools.**

	Options	U.S. Price	Required to Specify
<b>Surface Materials</b>	<b>Laminate on foundation with top skin, and/or worksurface</b>		
	• Laminate price group 2	See information at left	Specify laminate color number.
	• Laminate price group 3	See information at left	Specify laminate color number.
	• Open Line laminate	+\$102 plus cost of laminate	► See <i>Surface Materials Reference Manual</i> .
	<b>Wood veneer on foundation with top skin, and/or worksurface</b>		
	• Wood group 2	Prices at right	Specify wood color number.
	• Wood group 3	Prices at right	Specify wood color number.
	• Customiz stain	No cost	Specify <i>with Customiz stain</i> . ► See <i>Surface Materials Reference Manual</i> .
	• Full-fill finish on wood group 1 (on worksurface only)	Prices at right	Specify full-fill finish number.
	<b>Glass on foundation with top skin, and/or worksurface</b>		
• Back painted glass	Prices at right	Specify back painted glass color number.	
<b>Solid surface on foundation with top skin, and/or worksurface</b>			
• Solid surface group A	Prices at right	Specify solid surface finish number.	
• Solid surface group B	Prices at right	Specify solid surface finish number.	
• Solid surface group C	Prices at right	Specify solid surface finish number.	
• Solid surface group D	Prices at right	Specify solid surface finish number.	
<b>Column</b>			
• Paint price group 1	No cost	Specify paint color number.	
• Paint price group 2	+\$207	Specify paint color number.	
• Paint price group 3	+\$277	Specify paint color number.	
<b>Power grommet for worksurface</b>			
• Paint price group 1	No cost	Specify paint color number.	
• Paint price group 2	+\$ 17	Specify paint color number.	
• Paint price group 3	+\$ 27	Specify paint color number.	
<b>Powerway on Foundation Top Skin</b>	• No powerway • With powerway	No cost +\$104	Specify <i>with no powerway</i> . Specify <i>with powerway</i> .
<b>Grain Direction</b>	<b>Foundation</b>		
	• Laminate		
	– No grain direction	No cost	Specify <i>with no grain direction</i> .
	– Horizontal grain	No cost	Specify <i>with horizontal grain</i> .
	– Vertical grain (on 54"W and 60"W)	No cost	Specify <i>with vertical grain</i> .
	• Wood veneer		
	– Horizontal grain	No cost	Specify <i>with horizontal grain</i> .
	– Vertical grain	No cost	Specify <i>with vertical grain</i> .
	<b>Foundation top skin</b>		
	• Laminate		
– No grain direction	No cost	Specify <i>with no grain direction</i> .	
– Short grain (on 54"W and 60"W)	No cost	Specify <i>with short grain</i> .	
– Long grain	No cost	Specify <i>with long grain</i> .	
• Wood veneer			
– Short grain	No cost	Specify <i>with short grain</i> .	
– Long grain	No cost	Specify <i>with long grain</i> .	
<b>Worksurface</b>			
• Laminate			
– No grain direction	No cost	Specify <i>with no grain direction</i> .	
– Short grain	No cost	Specify <i>with short grain</i> .	
– Long grain	No cost	Specify <i>with long grain</i> .	
• Wood veneer			
– Short grain	No cost	Specify <i>with short grain</i> .	
– Long grain	No cost	Specify <i>with long grain</i> .	

Tip: Powerway is required when using the monitor shroud.

Tip: Any woodgrain laminate foundation wider than 60" will be horizontal grain direction only.



**For Canadian Pricing**  
Multiply U.S. Price by the Canadian price factor.  
► See page 1 for details.

### ► Options, continued on next page



## ► Options, continued from previous page

	Options	U.S. Price	Required to Specify
<b>Grain Direction, continued</b>	<b>Shelf (per shelf)</b>		
	• Laminate		
	– No grain direction	No cost	Specify with no grain direction.
	– Short grain	No cost	Specify with short grain.
	– Long grain	No cost	Specify with long grain.
<b>Surface Power</b>	• Wood veneer		
	– Short grain	No cost	Specify with short grain.
	– Long grain	No cost	Specify with long grain.
	• No worksurface power	No cost	Specify with no worksurface power.
	• Three power	+\$ 190	Specify with three power.
<b>Drawer Locks</b>	• Two power, two USB-A	+\$ 353	Specify with two power, two USB-A.
	• One power, one USB-C, two USB-A	+\$ 493	Specify with one power, one USB-C, two USB-A.
	• Two power, one USB-C	+\$ 493	Specify with two power, one USB-C.
	• No locks	No cost	Specify with no locks.
	• With locks	+\$ 12 per drawer	Specify with locks and select 9250 Ember Chrome or 9201 Polished Chrome.
<b>Keying</b>	• Factory- and field-installed keying		► Page 142
<b>Tower</b>	• No tower	No cost	Specify with no tower.
	• 54"W tower	+\$3418	Specify with 54"W tower.
	• 60"W tower	+\$3798	Specify with 60"W tower.
	• 66"W tower	+\$4219	Specify with 66"W tower.
	• 72"W tower	+\$4688	Specify with 72"W tower.
<b>Shelves</b>	• One shelf	+\$ 353	Specify with one shelf.
	• Two shelves	+\$ 706	Specify with two shelves.
<b>Frame finish</b>	• Paint price group 1	No cost	Specify paint color number.
	• Paint price group 2	+\$ 88	Specify paint color number.
	• Paint price group 3	+\$ 181	Specify paint color number.
	• Tower shelf finish (per shelf)	Prices at right	Specify tower shelf finish.
<b>Edge finish (laminare only)</b>	• Plastic	No cost	Specify plastic color number.
	<b>Lighting lower shelf on 54"W or 60"W</b>		
	• No lighting	No cost	Specify with no lighting.
	• With lighting	+\$ 104	Specify with lighting.
<b>Lighting upper shelf on 54"W or 60"W</b>	• No lighting	No cost	Specify with no lighting.
	• With lighting	+\$ 104	Specify with lighting.
<b>Lighting lower shelf on 66"W or 72"W</b>	• No lighting	No cost	Specify with no lighting.
	• With lighting	+\$ 206	Specify with lighting.
<b>Lighting upper shelf on 66"W or 72"W</b>	• No lighting	No cost	Specify with no lighting.
	• With lighting	+\$ 206	Specify with lighting.
<b>Related Products</b>	• Tower shrouds		► Page 120
	• Mackinac electrical components for foundation		► Page 122

Tip: All drawers lock if locks are selected.

Tip: Tower must be the same size as the foundation.

Tip: Foundation power is required if lighting is specified.

**For Canadian Pricing**

Multiply U.S. Price by the Canadian price factor.

► See page 1 for details.

## ► Options, continued on next page

# Mackinac Settings, Foundation with One Perpendicular Worksurface, continued

## Options, continued from previous page

### Tower Shelf Finish Upcharges

Tip: Wood group 2 and wood group 3 upcharges are in addition to wood group 1 upcharge.

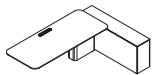
Dimensions		Options (Add \$ to Base Price)									
D	W	Laminate Price Group 1	Open Line laminate (plus cost of laminate)	Wood Group 1	Wood Group 2	Wood Group 3	Back Painted Glass	Solid Surface			
								Group A	Group B	Group C	Group D

#### Tower Shelf (per shelf)

12"	54"	No cost	+\$102	+\$ 69	+\$22	+\$63	+\$277	+\$342	+\$377	+\$ 416	+\$ 457
12"	60"	No cost	+\$102	+\$137	+\$22	+\$63	+\$416	+\$481	+\$529	+\$ 583	+\$ 640
12"	66"	No cost	+\$102	+\$206	+\$22	+\$63	+\$556	+\$617	+\$678	+\$ 747	+\$ 821
12"	72"	No cost	+\$102	+\$275	+\$22	+\$63	+\$693	+\$892	+\$954	+\$1021	+\$1089

### Specification Information

Style Number	Dimensions D W		U.S. Base Prices							Options (Add \$ to Base Price)			
			Laminate Price Group 1	Wood Group 1	Back Painted Glass	Solid Surface				Wood			
							Group A	Group B	Group C	Group D	Wood Group 2	Wood Group 3	Full-Fill Finish on Wood Group 1



<b>MCKF1WSP</b>	Foundation	12"	54"	\$ 5861	\$ 6484	\$ 7523	\$ 12,030	\$ 12,645	\$ 13,324	\$ 14,071	+\$ 69	+\$226	N.A.
		12"	60"	\$ 5934	\$ 6577	\$ 7802	\$ 12,376	\$ 13,020	\$ 13,729	\$ 14,508	+\$ 97	+\$342	N.A.
		12"	66"	\$ 6011	\$ 6720	\$ 8155	\$ 12,728	\$ 13,399	\$ 14,138	\$ 14,950	+\$ 97	+\$342	N.A.
		12"	72"	\$ 6270	\$ 7070	\$ 8622	\$ 13,261	\$ 13,959	\$ 14,726	\$ 15,575	+\$ 97	+\$342	N.A.
	Top Skin	12"	54"	+\$ 403	+\$ 761	+\$ 959	+\$ 1363	+\$ 1458	+\$ 1564	+\$ 1680	+\$ 21	+\$ 56	N.A.
		12"	60"	+\$ 453	+\$ 811	+\$1009	+\$ 1413	+\$ 1508	+\$ 1614	+\$ 1730	+\$ 21	+\$ 56	N.A.
		12"	66"	+\$ 500	+\$ 858	+\$1056	+\$ 1460	+\$ 1555	+\$ 1661	+\$ 1777	+\$ 21	+\$ 56	N.A.
		12"	72"	+\$ 547	+\$ 905	+\$1103	+\$ 1507	+\$ 1602	+\$ 1708	+\$ 1824	+\$ 21	+\$ 56	N.A.
	Worksurface	30"	48"	+\$6251	+\$6882	+\$7648	+\$ 9122	+\$ 9267	+\$ 9419	+\$ 9577	+\$ 63	+\$225	+\$ 63
		30"	54"	+\$6639	+\$7270	+\$8036	+\$ 9510	+\$ 9655	+\$ 9807	+\$ 9965	+\$ 63	+\$225	+\$ 63
		30"	60"	+\$7053	+\$7765	+\$8715	+\$10,239	+\$10,560	+\$10,909	+\$11,295	+\$ 96	+\$332	+\$ 96
		30"	66"	+\$7494	+\$8206	+\$9156	+\$10,680	+\$11,001	+\$11,350	+\$11,736	+\$ 96	+\$332	+\$ 96
		30"	72"	+\$7964	+\$8676	+\$9626	+\$11,150	+\$11,471	+\$11,820	+\$12,206	+\$ 96	+\$332	+\$ 96
		36"	48"	+\$6377	+\$7008	+\$7774	+\$ 9248	+\$ 9393	+\$ 9545	+\$ 9703	+\$ 93	+\$293	+\$ 93
		36"	54"	+\$6773	+\$7404	+\$8170	+\$ 9644	+\$ 9789	+\$ 9941	+\$10,099	+\$ 93	+\$293	+\$ 93
		36"	60"	+\$7198	+\$7910	+\$8860	+\$10,384	+\$10,705	+\$11,054	+\$11,440	+\$132	+\$459	+\$132
		36"	66"	+\$7647	+\$8359	+\$9309	+\$10,833	+\$11,154	+\$11,503	+\$11,889	+\$132	+\$459	+\$132
		36"	72"	+\$8127	+\$8839	+\$9789	+\$11,313	+\$11,634	+\$11,983	+\$12,369	+\$132	+\$459	+\$132

Tip: The final price will include the price of the foundation with top skin, and worksurface.



#### For Canadian Pricing

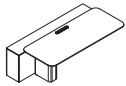
Multiply U.S. Price by the Canadian price factor.

▶ See page 1 for details.



# Mackinac Settings

## Foundation with One Parallel Worksurface



Left-handed work surface shown.

	Standard Includes	Required to Specify
▶ Need help? Product details, page 14	<ul style="list-style-type: none"> <li>• 12"D foundation (back/front/sides): laminate price group 1</li> <li>• Foundation edges: plastic</li> <li>• Foundation top skin: laminate price group 1</li> <li>• Foundation top skin edge: plastic</li> <li>• Worksurface: laminate</li> <li>• Worksurface edge: plastic</li> <li>• Worksurface understructure: P631 Dark Heather Grey PET</li> <li>• Surface power, grommet: paint price group 1</li> <li>• Permanent power, below work surface</li> <li>• Column: paint price group 1</li> <li>• Column cap: plastic</li> <li>• Attachment hardware</li> </ul>	<ol style="list-style-type: none"> <li>1 Style number</li> <li>2 Foundation width (see below under Required Selections)</li> <li>3 Foundation sides/sections (see below under Required Selections)</li> <li>4 Worksurface size option (see below under Required Selections)</li> <li>5 Worksurface depth (see below under Required Selections)</li> <li>6 Worksurface width (see below under Required Selections)</li> <li>7 Column height (see below under Required Selections)</li> <li>8 Permanent power for work surface (see below under Required Selections)</li> <li>9 Permanent power infeed length (see below under Required Selections)</li> <li>10 Counterweights (see below under Required Selections)</li> <li>11 Laminate color number for foundation skins</li> <li>12 Laminate color number for foundation top skin</li> <li>13 Plastic color number for foundation skin edges</li> <li>14 Plastic color number for foundation top skin edge</li> <li>15 Laminate color number for work surface</li> <li>16 Plastic color number for work surface edge</li> <li>17 Paint color number for power grommet</li> <li>18 Paint color number for column</li> <li>19 Plastic color number for column cap</li> <li>20 Options, if selected (see below) <ul style="list-style-type: none"> <li>▶ See <i>Surface Materials</i>, page 134.</li> </ul> </li> </ol>

	Required Selections	U.S. Price	Required to Specify
<b>Foundation Width</b>	<ul style="list-style-type: none"> <li>• 54"W</li> <li>• 60"W</li> <li>• 66"W</li> <li>• 72"W</li> </ul>	Prices at right Prices at right Prices at right Prices at right	Specify <i>with 54"W.</i> Specify <i>with 60"W.</i> Specify <i>with 66"W.</i> Specify <i>with 72"W.</i>
<b>Foundation Sides/Sections</b>	<p><b>Side A, Section 1</b></p> <ul style="list-style-type: none"> <li>• Skin only</li> <li>• Worksurface location (if work surface not selected in another section)</li> <li>• Drawer (if drawer not selected on side B, section 1)</li> </ul> <p><b>Side A, Section 2</b></p> <ul style="list-style-type: none"> <li>• Skin only</li> <li>• Drawer (if drawer not selected on side B, section 2)</li> </ul> <p><b>Side A, Section 3</b></p> <ul style="list-style-type: none"> <li>• Skin only</li> <li>• Worksurface location (if work surface not selected in another section)</li> <li>• Drawer (if drawer not selected on side B, section 3)</li> </ul>	No cost No cost +\$206  No cost +\$206  No cost No cost +\$206	Specify <i>with skin only.</i> Specify <i>work surface location.</i> Specify <i>with drawer.</i>  Specify <i>with skin only.</i> Specify <i>with drawer.</i>  Specify <i>with skin only.</i> Specify <i>work surface location.</i> Specify <i>with drawer.</i>

Tip: Only one drawer per foundation section is allowed.

▶ **Required Selections, continued on next page**



**For Canadian Pricing**  
 Multiply U.S. Price by the Canadian price factor.  
 ▶ See page 1 for details.

## ► Required Selections, continued from previous page

	Required Selections	U.S. Price	Required to Specify
<b>Foundation Sides/Sections, continued</b>	<b>Side B, Section 1</b>		
	• Skin only	No cost	Specify <i>with skin only</i> .
	• Worksurface location (if worksurface not selected in another section)	No cost	Specify worksurface location.
	• Drawer (if drawer not selected on side A, section 1)	+\$206	Specify <i>with drawer</i> .
	<b>Side B, Section 2</b>		
	• Skin only	No cost	Specify <i>with skin only</i> .
	• Drawer (if drawer not selected on side A, section 2)	+\$206	Specify <i>with drawer</i> .
	<b>Side B, Section 3</b>		
	• Skin only	No cost	Specify <i>with skin only</i> .
	• Worksurface location (if worksurface not selected in another section)	No cost	Specify worksurface location.
	• Drawer (if drawer not selected on side A, section 3)	+\$206	Specify <i>with drawer</i> .
<b>Worksurface Size Option</b>	• Modular	No cost	Specify <i>with modular</i> .
	• Parametric	No cost	Specify <i>with parametric</i> .
<b>Worksurface Depth</b>	• 30"D	Prices at right	Specify <i>with 30"D</i> .
	• 36"D	Prices at right	Specify <i>with 36"D</i> .
<b>Worksurface Width</b>	• 54"W	Prices at right	Specify <i>with 54"W</i> .
	• 60"W	Prices at right	Specify <i>with 60"W</i> .
	• 66"W	Prices at right	Specify <i>with 66"W</i> .
	• 72"W	Prices at right	Specify <i>with 72"W</i> .
<b>Column Height</b>	• Seated height, fixed	No cost	Specify <i>with seated height, fixed</i> .
	• Standing height, fixed	+\$ 69	Specify <i>with standing height, fixed</i> .
	• Height adjustable	+\$317	Specify <i>with height adjustable</i> .
<b>Permanent Power for Worksurface</b>	• No power	No cost	Specify <i>with no permanent power</i> .
	• Three power, two USB	+\$205	Specify <i>with three power, two USB</i> .
	• Three power, one data	+\$205	Specify <i>with three power, one data</i> .
	• Two power, two data	+\$353	Specify <i>with two power, two data</i> .
	• Two power, two USB, one data	+\$353	Specify <i>with two power, two USB, one data</i> .
	• One power, two USB, two data	+\$353	Specify <i>with one power, two USB, two data</i> .
<b>Counterweights</b>	• Floor mounted	+\$137	Specify <i>with floor mounted</i> .
	• Standard counterweight package	+\$281	Specify <i>with standard package</i> .
	• HD counterweight package	+\$565	Specify <i>with HD package</i> .

Tip: Parametric pricing can be found in SmartTools.

Tip: Parametric sizes are not available for solid surface worksurfaces.

Tip: 48"W worksurface cannot be placed parallel.

Tip: HD counterweight package increases stability and is required in some configurations.

Tip: The finish picked for foundation will be applied to the back, front, and sides.

**For laminate group 2 and 3 pricing, please refer to the electronic catalog or SmartTools.**

	Options	U.S. Price	Required to Specify
<b>Surface Materials</b>	<b>Laminate on foundation with top skin, and/or worksurface</b>		
	• Laminate price group 2	See information at left	Specify laminate color number.
	• Laminate price group 3	See information at left	Specify laminate color number.
	• Open Line laminate	+\$102 plus cost of laminate	► See <i>Surface Materials Reference Manual</i> .
	<b>Wood veneer on foundation with top skin, and/or worksurface</b>		
	• Wood group 2	Prices at right	Specify wood color number.
	• Wood group 3	Prices at right	Specify wood color number.
	• Customiz stain	No cost	Specify <i>with Customiz stain</i> .
	• Full-fill finish on wood group 1 (on worksurface only)	Prices at right	► See <i>Surface Materials Reference Manual</i> . Specify full-fill finish number.

## ► Options, continued on next page

**For Canadian Pricing**

Multiply U.S. Price by the Canadian price factor.

► See page 1 for details.

Mackinac Settings, Foundation with One Parallel Worksurface, continued

► Options, continued from previous page

	Options	U.S. Price	Required to Specify
<b>Surface Materials, continued</b>	<b>Solid surface on foundation with top skin, and/or worksurface</b>		
	• Solid surface group A	Prices at right	Specify solid surface finish number.
	• Solid surface group B	Prices at right	Specify solid surface finish number.
	• Solid surface group C	Prices at right	Specify solid surface finish number.
	• Solid surface group D	Prices at right	Specify solid surface finish number.
	<b>Glass on foundation with top skin, and/or worksurface</b>		
	• Back painted glass	Prices at right	Specify back painted glass color number.
	<b>Column</b>		
	• Paint price group 1	No cost	Specify paint color number.
	• Paint price group 2	+\$207	Specify paint color number.
• Paint price group 3	+\$277	Specify paint color number.	
<b>Power grommet for worksurface</b>			
• Paint price group 1	No cost	Specify paint color number.	
• Paint price group 2	+\$ 17	Specify paint color number.	
• Paint price group 3	+\$ 27	Specify paint color number.	
<b>Powerway on Foundation Top Skin</b>	• No powerway	No cost	Specify <i>with no powerway</i> .
	• With powerway	+\$104	Specify <i>with powerway</i> .
<b>Grain Direction</b>	<b>Foundation</b>		
	• Laminate		
	– No grain direction	No cost	Specify <i>with no grain direction</i> .
	– Horizontal grain	No cost	Specify <i>with horizontal grain</i> .
	– Vertical grain (on 54"W and 60"W)	No cost	Specify <i>with vertical grain</i> .
	• Wood veneer		
	– Horizontal grain	No cost	Specify <i>with horizontal grain</i> .
	– Vertical grain	No cost	Specify <i>with vertical grain</i> .
	<b>Foundation top skin</b>		
	• Laminate		
	– No grain direction	No cost	Specify <i>with no grain direction</i> .
	– Short grain (on 54"W and 60"W)	No cost	Specify <i>with short grain</i> .
	– Long grain	No cost	Specify <i>with long grain</i> .
	• Wood veneer		
	– Short grain	No cost	Specify <i>with short grain</i> .
	– Long grain	No cost	Specify <i>with long grain</i> .
	<b>Worksurface</b>		
	• Laminate		
– No grain direction	No cost	Specify <i>with no grain direction</i> .	
– Short grain	No cost	Specify <i>with short grain</i> .	
– Long grain	No cost	Specify <i>with long grain</i> .	
• Wood veneer			
– Short grain	No cost	Specify <i>with short grain</i> .	
– Long grain	No cost	Specify <i>with long grain</i> .	
<b>Shelf (per shelf)</b>			
• Laminate			
– No grain direction	No cost	Specify <i>with no grain direction</i> .	
– Short grain	No cost	Specify <i>with short grain</i> .	
– Long grain	No cost	Specify <i>with long grain</i> .	
• Wood veneer			
– Short grain	No cost	Specify <i>with short grain</i> .	
– Long grain	No cost	Specify <i>with long grain</i> .	
<b>Surface Power</b>	• No worksurface power	No cost	Specify <i>with no worksurface power</i> .
	• Three power	+\$190	Specify <i>with three power</i> .
	• Two power, two USB-A	+\$353	Specify <i>with two power, two USB-A</i> .
	• One power, one USB-C, two USB-A	+\$493	Specify <i>with one power, one USB-C, two USB-A</i> .
	• Two power, one USB-C	+\$493	Specify <i>with two power, one USB-C</i> .

Tip: Any woodgrain laminate foundation skin wider than 60" will be horizontal grain direction only.

► Options, continued on next page

 **For Canadian Pricing**  
Multiply U.S. Price by the Canadian price factor.  
► See page 1 for details.

## ► Options, continued from previous page

Tip: All drawers lock if locks are selected.

	Options	U.S. Price	Required to Specify
<b>Drawer Locks</b>	<ul style="list-style-type: none"> <li>No locks</li> <li>With locks</li> </ul>	No cost +\$ 12 per drawer	Specify <i>with no locks</i> . Specify <i>with locks</i> and select 9250 Ember Chrome or 9201 Polished Chrome.
<b>Keying</b>	<ul style="list-style-type: none"> <li>Factory- and field-installed keying</li> </ul>		► Page 142
<b>Tower</b>	<ul style="list-style-type: none"> <li>No tower</li> <li>54"W tower</li> <li>60"W tower</li> <li>66"W tower</li> <li>72"W tower</li> </ul>	No cost +\$3418 +\$3798 +\$4219 +\$4688	Specify <i>with no tower</i> . Specify <i>with 54"W tower</i> . Specify <i>with 60"W tower</i> . Specify <i>with 66"W tower</i> . Specify <i>with 72"W tower</i> .
	<b>Shelves</b>		
	<ul style="list-style-type: none"> <li>One shelf</li> <li>Two shelves</li> </ul>	+\$ 353 +\$ 706	Specify <i>with one shelf</i> . Specify <i>with two shelves</i> .
	<b>Frame finish</b>		
	<ul style="list-style-type: none"> <li>Paint price group 1</li> <li>Paint price group 2</li> <li>Paint price group 3</li> </ul>	No cost +\$ 88 +\$ 181	Specify paint color number. Specify paint color number. Specify paint color number.
	<ul style="list-style-type: none"> <li>Tower shelf finish (per shelf)</li> </ul>	Prices at right	Specify tower shelf finish.
	<b>Edge finish (laminare only)</b>		
	<ul style="list-style-type: none"> <li>Plastic</li> </ul>	No cost	Specify plastic color number.
	<b>Lighting lower shelf on 54"W or 60"W</b>		
	<ul style="list-style-type: none"> <li>No lighting</li> <li>With lighting</li> </ul>	No cost +\$ 104	Specify <i>with no lighting</i> . Specify <i>with lighting</i> .
	<b>Lighting upper shelf on 54"W or 60"W</b>		
	<ul style="list-style-type: none"> <li>No lighting</li> <li>With lighting</li> </ul>	No cost +\$ 104	Specify <i>with no lighting</i> . Specify <i>with lighting</i> .
	<b>Lighting lower shelf on 66"W or 72"W</b>		
	<ul style="list-style-type: none"> <li>No lighting</li> <li>With lighting</li> </ul>	No cost +\$ 206	Specify <i>with no lighting</i> . Specify <i>with lighting</i> .
	<b>Lighting upper shelf on 66"W or 72"W</b>		
	<ul style="list-style-type: none"> <li>No lighting</li> <li>With lighting</li> </ul>	No cost +\$ 206	Specify <i>with no lighting</i> . Specify <i>with lighting</i> .
<b>Related Products</b>	<ul style="list-style-type: none"> <li>Tower shrouds</li> <li>Mackinac electrical components for foundation</li> </ul>		► Page 120 ► Page 122

## ► Options, continued on next page

**For Canadian Pricing**

Multiply U.S. Price by the Canadian price factor.

► See page 1 for details.

# Mackinac Settings, Foundation with One Parallel Worksurface, continued

## ► Options, continued from previous page

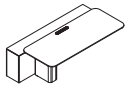
### Tower Shelf Finish Upcharges

Tip: Wood group 2 and wood group 3 upcharges are in addition to wood group 1 upcharge.

Dimensions D W	Options (Add \$ to Base Price)	Laminate Price Group 1	Open Line laminat e (plus cost of laminate)	Wood Group 1	Wood		Back Painted Glass	Solid Surface			
					Wood Group 2	Wood Group 3		Group A	Group B	Group C	Group D
<b>Tower Shelf (per shelf)</b>											
12" 54"	No cost	+\$102	+\$69	+\$22	+\$63	+\$277	+\$342	+\$377	+\$ 416	+\$ 457	
12" 60"	No cost	+\$102	+\$137	+\$22	+\$63	+\$416	+\$481	+\$529	+\$ 583	+\$ 640	
12" 66"	No cost	+\$102	+\$206	+\$22	+\$63	+\$556	+\$617	+\$678	+\$ 747	+\$ 821	
12" 72"	No cost	+\$102	+\$275	+\$22	+\$63	+\$693	+\$892	+\$954	+\$1021	+\$1089	

### Specification Information

Style Number	Dimensions D W	U.S. Base Prices				Options (Add \$ to Base Price)					
		Laminate Price Group 1	Wood Group 1	Back Painted Glass	Solid Surface			Wood			
					Group A	Group B	Group C	Group D	Wood Group 2	Wood Group 3	Full-Fill Finish on Wood Group 1



<b>MCKF1WSPL</b> Foundation	12" 54"	\$ 5861	\$ 6484	\$ 7523	\$ 12,030	\$ 12,645	\$ 13,324	\$ 14,071	+\$ 69	+\$226	N.A.
	12" 60"	\$ 5934	\$ 6577	\$ 7802	\$ 12,376	\$ 13,020	\$ 13,729	\$ 14,508	+\$ 97	+\$342	N.A.
	12" 66"	\$ 6011	\$ 6720	\$ 8155	\$ 12,728	\$ 13,399	\$ 14,138	\$ 14,950	+\$ 97	+\$342	N.A.
	12" 72"	\$ 6270	\$ 7070	\$ 8622	\$ 13,261	\$ 13,959	\$ 14,726	\$ 15,575	+\$ 97	+\$342	N.A.
Top Skin	12" 54"	+\$ 403	+\$ 761	+\$ 959	+\$ 1363	+\$ 1458	+\$ 1564	+\$ 1680	+\$ 21	+\$ 56	N.A.
	12" 60"	+\$ 453	+\$ 811	+\$1009	+\$ 1413	+\$ 1508	+\$ 1614	+\$ 1730	+\$ 21	+\$ 56	N.A.
	12" 66"	+\$ 500	+\$ 858	+\$1056	+\$ 1460	+\$ 1555	+\$ 1661	+\$ 1777	+\$ 21	+\$ 56	N.A.
	12" 72"	+\$ 547	+\$ 905	+\$1103	+\$ 1507	+\$ 1602	+\$ 1708	+\$ 1824	+\$ 21	+\$ 56	N.A.
Worksurface	30" 54"	+\$6639	+\$7270	+\$8036	+\$ 9510	+\$ 9655	+\$ 9807	+\$ 9965	+\$ 63	+\$225	+\$ 63
	30" 60"	+\$7053	+\$7765	+\$8715	+\$10,239	+\$10,560	+\$10,909	+\$11,295	+\$ 96	+\$332	+\$ 96
	30" 66"	+\$7494	+\$8206	+\$9156	+\$10,680	+\$11,001	+\$11,350	+\$11,736	+\$ 96	+\$332	+\$ 96
	30" 72"	+\$7964	+\$8676	+\$9626	+\$11,150	+\$11,471	+\$11,820	+\$12,206	+\$ 96	+\$332	+\$ 96
	36" 54"	+\$6773	+\$7404	+\$8170	+\$ 9644	+\$ 9789	+\$ 9941	+\$10,099	+\$ 93	+\$293	+\$ 93
	36" 60"	+\$7198	+\$7910	+\$8860	+\$10,384	+\$10,705	+\$11,054	+\$11,440	+\$132	+\$459	+\$132
	36" 66"	+\$7647	+\$8359	+\$9309	+\$10,833	+\$11,154	+\$11,503	+\$11,889	+\$132	+\$459	+\$132
	36" 72"	+\$8127	+\$8839	+\$9789	+\$11,313	+\$11,634	+\$11,983	+\$12,369	+\$132	+\$459	+\$132

Tip: The final price will include the price of the Foundation with top skin, and worksurface.



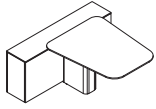
**For Canadian Pricing**  
Multiply U.S. Price by the Canadian price factor.  
► See page 1 for details.





# Mackinac Settings

Foundation with One Collaborative Worksurface



► Need help?  
Product details,  
page 14

## Standard Includes

- 12"D foundation (back/front/sides): laminate price group 1
- Foundation edges: plastic
- Foundation top skin: laminate price group 1
- Foundation top skin edge: plastic
- Worksurface: laminate
- Worksurface edge: plastic
- Worksurface understructure: P631 Dark Heather Grey PET
- Permanent power, below worksurface
- Column: paint price group 1
- Column cap: plastic
- Attachment hardware

## Required to Specify

- 1 Style number
- 2 Foundation width (see below under Required Selections)
- 3 Foundation sides/sections (see below under Required Selections)
- 4 Worksurface depth (see below under Required Selections)
- 5 Worksurface width (see below under Required Selections)
- 6 Column height (see below under Required Selections)
- 7 Permanent power for worksurface (see below under Required Selections)
- 8 Permanent power infeed length (see below under Required Selections)
- 9 Counterweights (see below under Required Selections)
- 10 Laminate color number for foundation skins
- 11 Laminate color number for foundation top skin
- 12 Plastic color number for foundation skin edges
- 13 Plastic color number for foundation top skin edge
- 14 Laminate color number for worksurface
- 15 Plastic color number for worksurface edge
- 16 Paint color number for column
- 17 Plastic color number for column cap
- 18 Options, if selected (see below)
  - See *Surface Materials*, page 134.

	Required Selections	U.S. Price	Required to Specify
<b>Foundation Width</b>	<ul style="list-style-type: none"> <li>• 54"W</li> <li>• 60"W</li> <li>• 66"W</li> <li>• 72"W</li> </ul>	Prices at right Prices at right Prices at right Prices at right	Specify <i>with 54"W.</i> Specify <i>with 60"W.</i> Specify <i>with 66"W.</i> Specify <i>with 72"W.</i>
<b>Foundation Sides/Sections</b>	<b>Side A, Section 1</b> <ul style="list-style-type: none"> <li>• Skin only</li> <li>• Worksurface location (if worksurface not selected in another section)</li> <li>• Drawer (if drawer not selected on side B, section 1)</li> </ul>	No cost No cost +\$206	Specify <i>with skin only.</i> Specify worksurface location. Specify <i>with drawer.</i>
	<b>Side A, Section 2</b> <ul style="list-style-type: none"> <li>• Skin only</li> <li>• Worksurface location (if worksurface not selected in another section)</li> <li>• Drawer (if drawer not selected on side B, section 2)</li> </ul>	No cost No cost +\$206	Specify <i>with skin only.</i> Specify worksurface location. Specify <i>with drawer.</i>
	<b>Side A, Section 3</b> <ul style="list-style-type: none"> <li>• Skin only</li> <li>• Worksurface location (if worksurface not selected in another section)</li> <li>• Drawer (if drawer not selected on side B, section 3)</li> </ul>	No cost No cost +\$206	Specify <i>with skin only.</i> Specify worksurface location. Specify <i>with drawer.</i>

► **Required Selections, continued on next page**

*Tip: Only one drawer per foundation section is allowed.*

*Tip: If a collaborative worksurface is placed in section one or three then section two cannot have a drawer.*



### For Canadian Pricing

Multiply U.S. Price by the Canadian price factor.

► See page 1 for details.

## ► Required Selections, continued from previous page

	Required Selections	U.S. Price	Required to Specify
<b>Foundation Sides/Sections, continued</b>	<b>Side B, Section 1</b>		
	• Skin only	No cost	Specify <i>with skin only</i> .
	• Worksurface location (if worksurface not selected in another section)	No cost	Specify worksurface location.
	• Drawer (if drawer not selected on side A, section 1)	+\$206	Specify <i>with drawer</i> .
	<b>Side B, Section 2</b>		
	• Skin only	No cost	Specify <i>with skin only</i> .
	• Worksurface location (if worksurface not selected in another section)	No cost	Specify worksurface location.
	• Drawer (if drawer not selected on side A, section 2)	+\$206	Specify <i>with drawer</i> .
	<b>Side B, Section 3</b>		
• Skin only	No cost	Specify <i>with skin only</i> .	
• Worksurface location (if worksurface not selected in another section)	No cost	Specify worksurface location.	
• Drawer (if drawer not selected on side A, section 3)	+\$206	Specify <i>with drawer</i> .	
<b>Worksurface Depth</b>	• 42"D	Prices at right	Specify <i>with 42"D</i> .
	• 48"D	Prices at right	Specify <i>with 48"D</i> .
	• 54"D	Prices at right	Specify <i>with 54"D</i> .
<b>Worksurface Width</b>	• 36"W (only with 42"D)	Prices at right	Specify <i>with 36"W</i> .
	• 42"W	Prices at right	Specify <i>with 42"W</i> .
<b>Column Height</b>	• Seated height, fixed	No cost	Specify <i>with seated height, fixed</i>
	• Standing height, fixed	+\$ 69	Specify <i>with standing height, fixed</i> .
	• Height adjustable	+\$317	Specify <i>with height adjustable</i> .
<b>Permanent Power for Worksurface</b>	• No power	No cost	Specify <i>with no permanent power</i> .
	• Three power, two USB	+\$205	Specify <i>with three power, two USB</i> .
	• Three power, one data	+\$205	Specify <i>with three power, one data</i> .
	• Two power, two data	+\$353	Specify <i>with two power, two data</i> .
	• Two power, two USB, one data	+\$353	Specify <i>with two power, two USB, one data</i> .
	• One power, two USB, two data	+\$353	Specify <i>with one power, two USB, two data</i> .
<b>Counterweights</b>	• Floor mounted	+\$137	Specify <i>with floor mounted</i> .
	• Standard counterweight package	+\$281	Specify <i>with standard package</i> .
	• HD counterweight package	+\$565	Specify <i>with HD package</i> .

Tip: HD counterweight package increases stability and is required in some configurations.

Tip: The finish picked for foundation will be applied to the back, front, and sides.

**For laminate group 2 and 3 pricing, please refer to the electronic catalog or SmartTools.**

	Options	U.S. Price	Required to Specify
<b>Surface Materials</b>	<b>Laminate on foundation with top skin, and/or worksurface</b>		
	• Laminate price group 2	See information at left	Specify laminate color number.
	• Laminate price group 3	See information at left	Specify laminate color number.
	• Open Line laminate	+\$102 plus cost of laminate	► See <i>Surface Materials Reference Manual</i> .
	<b>Wood veneer on foundation with top skin, and/or worksurface</b>		
	• Wood group 2	Prices at right	Specify wood color number.
	• Wood group 3	Prices at right	Specify wood color number.
	• Customiz stain	Prices at right	Specify <i>with Customiz stain</i> .
	• Full-fill finish on wood group 1 (on worksurface only)	Prices at right	► See <i>Surface Materials Reference Manual</i> . Specify full-fill finish number.

## ► Options, continued on next page



**For Canadian Pricing**  
Multiply U.S. Price by the Canadian price factor.  
► See page 1 for details.

► Options, continued from previous page

	Options	U.S. Price	Required to Specify
<b>Surface Materials, continued</b>	<b>Solid surface on foundation with top skin, and/or worksurface</b>		
	• Solid surface group A	Prices at right	Specify solid surface finish number.
	• Solid surface group B	Prices at right	Specify solid surface finish number.
	• Solid surface group C	Prices at right	Specify solid surface finish number.
	• Solid surface group D	Prices at right	Specify solid surface finish number.
	<b>Glass on foundation with top skin, and/or worksurface</b>		
	• Back painted glass	Prices at right	Specify back painted glass color number.
	<b>Column</b>		
	• Paint price group 1	No cost	Specify paint color number.
	• Paint price group 2	+\$207	Specify paint color number.
• Paint price group 3	+\$277	Specify paint color number.	
<b>Power grommet for worksurface</b>			
• Paint price group 1	No cost	Specify paint color number.	
• Paint price group 2	+\$ 17	Specify paint color number.	
• Paint price group 3	+\$ 27	Specify paint color number.	
<b>Power grommet lid for worksurface</b>			
• Paint price group 1	No cost	Specify paint color number.	
• Paint price group 2	+\$ 9	Specify paint color number.	
• Paint price group 3	+\$ 22	Specify paint color number.	
<b>Powerway on Foundation Top Skin</b>	• No powerway	No cost	Specify <i>with no powerway</i> .
	• With powerway	+\$104	Specify <i>with powerway</i> .
<b>Grain Direction</b>	<b>Foundation</b>		
	• Laminate		
	– No grain direction	No cost	Specify <i>with no grain direction</i> .
	– Horizontal grain	No cost	Specify <i>with horizontal grain</i> .
	– Vertical grain (on 54"W and 60"W)	No cost	Specify <i>with vertical grain</i> .
	• Wood veneer		
	– Horizontal grain	No cost	Specify <i>with horizontal grain</i> .
	– Vertical grain	No cost	Specify <i>with vertical grain</i> .
	<b>Foundation top skin</b>		
	• Laminate		
	– No grain direction	No cost	Specify <i>with no grain direction</i> .
	– Short grain (on 54"W and 60"W)	No cost	Specify <i>with short grain</i> .
	– Long grain	No cost	Specify <i>with long grain</i> .
	• Wood veneer		
	– Short grain	No cost	Specify <i>with short grain</i> .
	– Long grain	No cost	Specify <i>with long grain</i> .
	<b>Worksurface</b>		
	• Laminate		
	– No grain direction	No cost	Specify <i>with no grain direction</i> .
	– Short grain	No cost	Specify <i>with short grain</i> .
– Long grain	No cost	Specify <i>with long grain</i> .	
• Wood veneer			
– Short grain	No cost	Specify <i>with short grain</i> .	
– Long grain	No cost	Specify <i>with long grain</i> .	
<b>Shelf (per shelf)</b>			
• Laminate			
– No grain direction	No cost	Specify <i>with no grain direction</i> .	
– Short grain	No cost	Specify <i>with short grain</i> .	
– Long grain	No cost	Specify <i>with long grain</i> .	
• Wood veneer			
– Short grain	No cost	Specify <i>with short grain</i> .	
– Long grain	No cost	Specify <i>with long grain</i> .	

Tip: Any woodgrain laminate foundation skin wider than 60" will be horizontal grain direction only.

► Options, continued on next page



**For Canadian Pricing**

Multiply U.S. Price by the Canadian price factor.

► See page 1 for details.

## ► Options, continued from previous page

	Options	U.S. Price	Required to Specify
<b>Surface Power</b>	• No worksurface power	No cost	Specify <i>with no worksurface power</i> .
	• Three power	+\$ 190	Specify <i>with three power</i> .
	• Two power, two USB-A	+\$ 353	Specify <i>with two power, two USB-A</i> .
	• One power, one USB-C, two USB-A	+\$ 493	Specify <i>with one power, one USB-C, two USB-A</i> .
	• Two power, one USB-C	+\$ 493	Specify <i>with two power, one USB-C</i> .
<b>Drawer Locks</b>	• No locks	No cost	Specify <i>with no locks</i> .
	• With locks	+\$ 12 per drawer	Specify <i>with locks</i> and select 9250 Ember Chrome or 9201 Polished Chrome.
<b>Keying</b>	• Factory- and field-installed keying		► Page 142
<b>Tower</b>	• No tower	No cost	Specify <i>with no tower</i> .
	• 54"W tower	+\$3418	Specify <i>with 54"W tower</i> .
	• 60"W tower	+\$3798	Specify <i>with 60"W tower</i> .
	• 66"W tower	+\$4219	Specify <i>with 66"W tower</i> .
	• 72"W tower	+\$4688	Specify <i>with 72"W tower</i> .
<b>Shelves</b>	• One shelf	+\$ 353	Specify <i>with one shelf</i> .
	• Two shelves	+\$ 706	Specify <i>with two shelves</i> .
<b>Frame finish</b>	• Paint price group 1	No cost	Specify paint color number.
	• Paint price group 2	+\$ 88	Specify paint color number.
	• Paint price group 3	+\$ 181	Specify paint color number.
	• Tower shelf finish (per shelf)	Prices at right	Specify tower shelf finish.
<b>Edge finish (laminare only)</b>	• Plastic	No cost	Specify plastic color number.
	<b>Lighting lower shelf on 54"W or 60"W</b>		
	• No lighting	No cost	Specify <i>with no lighting</i> .
	• With lighting	+\$ 104	Specify <i>with lighting</i> .
<b>Lighting upper shelf on 54"W or 60"W</b>			
	• No lighting	No cost	Specify <i>with no lighting</i> .
	• With lighting	+\$ 104	Specify <i>with lighting</i> .
<b>Lighting lower shelf on 66"W or 72"W</b>			
	• No lighting	No cost	Specify <i>with no lighting</i> .
	• With lighting	+\$ 206	Specify <i>with lighting</i> .
<b>Lighting upper shelf on 66"W or 72"W</b>			
	• No lighting	No cost	Specify <i>with no lighting</i> .
	• With lighting	+\$ 206	Specify <i>with lighting</i> .
<b>Related Products</b>	• Tower shrouds		► Page 120
	• Mackinac electrical components for foundation		► Page 122

## ► Options, continued on next page

Tip: All drawers lock if locks are selected.

Tip: Tower and top skin must be the same size as the foundation.

Tip: Foundation power is required if lighting is specified.

**For Canadian Pricing**

Multiply U.S. Price by the Canadian price factor.

► See page 1 for details.

► Options, continued from previous page

**Tower Shelf Finish Upcharges**

Tip: Wood group 2 and wood group 3 upcharges are in addition to wood group 1 upcharge.

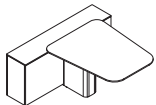
Dimensions D W	Options (Add \$ to Base Price)										
	Laminate Price Group 1	Open Line laminate (plus cost of laminate)	Wood Group 1	Wood Group 2	Wood Group 3	Back Painted Glass	Solid Surface				
							Group A	Group B	Group C	Group D	

**Tower Shelf (per shelf)**

12"	54"	No cost	+\$102	+\$ 69	+\$22	+\$63	+\$277	+\$342	+\$377	+\$ 416	+\$ 457
12"	60"	No cost	+\$102	+\$137	+\$22	+\$63	+\$416	+\$481	+\$529	+\$ 583	+\$ 640
12"	66"	No cost	+\$102	+\$206	+\$22	+\$63	+\$556	+\$617	+\$678	+\$ 747	+\$ 821
12"	72"	No cost	+\$102	+\$275	+\$22	+\$63	+\$693	+\$892	+\$954	+\$1021	+\$1089

**Specification Information**

Style Number	Dimensions D W	U.S. Base Prices								Options (Add \$ to Base Price)		
		Laminate Price Group 1	Wood Group 1	Back Painted Glass	Solid Surface				Wood			
					Group A	Group B	Group C	Group D	Wood Group 2	Wood Group 3	Full-Fill Finish on Wood Group 1	



<b>MCKF1WSC</b>	Foundation	12" 54"	\$ 5861	\$ 6484	\$ 7523	\$12,030	\$12,645	\$13,324	\$14,071	+\$69	+\$226	N.A.
		12" 60"	\$ 5934	\$ 6577	\$ 7802	\$12,376	\$13,020	\$13,729	\$14,508	+\$97	+\$342	N.A.
		12" 66"	\$ 6011	\$ 6720	\$ 8155	\$12,728	\$13,399	\$14,138	\$14,950	+\$97	+\$342	N.A.
		12" 72"	\$ 6270	\$ 7070	\$ 8622	\$13,261	\$13,959	\$14,726	\$15,575	+\$97	+\$342	N.A.
	Top Skin	12" 54"	+\$ 403	+\$ 761	+\$ 959	+\$1363	+\$1458	+\$1564	+\$ 1680	+\$21	+\$ 56	N.A.
		12" 60"	+\$ 453	+\$ 811	+\$1009	+\$1413	+\$1508	+\$1614	+\$ 1730	+\$21	+\$ 56	N.A.
		12" 66"	+\$ 500	+\$ 858	+\$1056	+\$1460	+\$1555	+\$1661	+\$ 1777	+\$21	+\$ 56	N.A.
		12" 72"	+\$ 547	+\$ 905	+\$1103	+\$1507	+\$1602	+\$1708	+\$ 1824	+\$21	+\$ 56	N.A.
	Worksurface	42" 36"	+\$5883	+\$6443	+\$7122	+\$8040	+\$8147	+\$8260	+\$ 8381	+\$63	+\$225	+\$63
		42" 42"	+\$6002	+\$6562	+\$7241	+\$8159	+\$8266	+\$8379	+\$ 8500	+\$93	+\$293	+\$93
		48" 42"	+\$6125	+\$6685	+\$7364	+\$8282	+\$8389	+\$8502	+\$ 8623	+\$93	+\$293	+\$93
		54" 42"	+\$6245	+\$6805	+\$7484	+\$8402	+\$8509	+\$8622	+\$ 8743	+\$93	+\$293	+\$93

Tip: The final price will include the price of the Foundation with top skin, and worksurface.



**For Canadian Pricing**

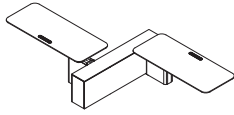
Multiply U.S. Price by the Canadian price factor.

► See page 1 for details.



# Mackinac Settings

## Foundation with Two Perpendicular Worksurfaces



Left-handed work surface shown.

► Need help?  
Product details,  
page 14

### Standard Includes

- 12"D foundation (back/front/sides): laminate price group 1
- Foundation edges: plastic
- Foundation top skin: laminate price group 1
- Foundation top skin edge: plastic
- Worksurfaces: laminate
- Worksurface edges: plastic
- Worksurface understructures: P631 Dark Heather Grey PET
- Surface power grommets: paint price group 1
- Permanent power, below worksurfaces
- Columns: paint price group 1
- Column caps: plastic
- Attachment hardware

### Required to Specify

- 1 Style number
- 2 Foundation width (see below under Required Selections)
- 3 Foundation sides/sections (see below under Required Selections)
- 4 Worksurface size option (see below under Required Selections)
- 5 Worksurface depths (see below under Required Selections)
- 6 Worksurface widths (see below under Required Selections)
- 7 Column heights (see below under Required Selections)
- 8 Permanent power for worksurfaces (see below under Required Selections)
- 9 Permanent power infeed length (see below under Required Selections)
- 10 Counterweights (see below under Required Selections)
- 11 Laminate color number for foundation skins
- 12 Laminate color number for foundation top skin
- 13 Plastic color number for foundation skin edges
- 14 Plastic color number for foundation top skin edge
- 15 Laminate color number for worksurfaces
- 16 Plastic color number for worksurface edges
- 17 Paint color number for power grommets
- 18 Paint color number for columns
- 19 Plastic color number for column caps
- 20 Options, if selected (see below)
  - See *Surface Materials*, page 134.

	Required Selections	U.S. Price	Required to Specify
<b>Foundation Width</b>	<ul style="list-style-type: none"> <li>• 54"W</li> <li>• 60"W</li> <li>• 66"W</li> <li>• 72"W</li> </ul>	Prices at right Prices at right Prices at right Prices at right	Specify <i>with 54"W.</i> Specify <i>with 60"W.</i> Specify <i>with 66"W.</i> Specify <i>with 72"W.</i>
<b>Foundation Sides/Sections</b>	<b>Side A, Section 1</b>		
	<ul style="list-style-type: none"> <li>• Skin only</li> <li>• Worksurface location (if worksurface not selected in another section)</li> <li>• Drawer (if drawer not selected on side B, section 1)</li> </ul>	No cost No cost +\$206	Specify <i>with skin only.</i> Specify worksurface location. Specify <i>with drawer.</i>
	<b>Side A, Section 2</b>		
	<ul style="list-style-type: none"> <li>• Skin only</li> <li>• Drawer (if drawer not selected on side B, section 2)</li> </ul>	No cost +\$206	Specify <i>with skin only.</i> Specify <i>with drawer.</i>
	<b>Side A, Section 3</b>		
	<ul style="list-style-type: none"> <li>• Skin only</li> <li>• Worksurface location (if worksurface not selected in another section)</li> <li>• Drawer (if drawer not selected on side B, section 3)</li> </ul>	No cost No cost +\$206	Specify <i>with skin only.</i> Specify worksurface location. Specify <i>with drawer.</i>

► **Required Selections, continued on next page**

*Tip: Only one drawer per foundation section is allowed.*



### For Canadian Pricing

Multiply U.S. Price by the Canadian price factor.

► See page 1 for details.



## ► Required Selections, continued from previous page

	Required Selections	U.S. Price	Required to Specify
<b>Foundation Sides/Sections, continued</b>	<b>Side B, Section 1</b>		
	• Skin only	No cost	Specify with skin only.
	• Worksurface location (if worksurface not selected in another section)	No cost	Specify worksurface location.
	• Drawer (if drawer not selected on side A, section 1)	+\$206	Specify with drawer.
	<b>Side B, Section 2</b>		
	• Skin only	No cost	Specify with skin only.
	• Drawer (if drawer not selected on side A, section 2)	+\$206	Specify with drawer.
	<b>Side B, Section 3</b>		
	• Skin only	No cost	Specify with skin only.
• Worksurface location (if worksurface not selected in another section)	No cost	Specify worksurface location.	
• Drawer (if drawer not selected on side A, section 3)	+\$206	Specify with drawer.	
<b>Worksurface Size Option</b>	• Modular	No cost	Specify with modular.
	• Parametric	No cost	Specify with parametric.
<b>Worksurface Depths</b>	• 30"D	Prices at right	Specify with 30"D.
	• 36"D	Prices at right	Specify with 36"D.
<b>Worksurface Widths</b>	• 48"W	Prices at right	Specify with 48"W.
	• 54"W	Prices at right	Specify with 54"W.
	• 60"W	Prices at right	Specify with 60"W.
	• 66"W	Prices at right	Specify with 66"W.
	• 72"W	Prices at right	Specify with 72"W.
<b>Column Heights</b>	• Seated height, fixed	No cost	Specify with seated height, fixed.
	• Standing height, fixed	+\$ 69	Specify with standing height, fixed.
	• Height adjustable	+\$317	Specify with height adjustable.
<b>Permanent Power for Worksurface</b>	• No power	No cost	Specify with no permanent power.
	• Three power, two USB	+\$205	Specify with three power, two USB.
	• Three power, one data	+\$205	Specify with three power, one data.
	• Two power, two data	+\$353	Specify with two power, two data.
	• Two power, two USB, one data	+\$353	Specify with two power, two USB, one data.
	• One power, two USB, two data	+\$353	Specify with one power, two USB, two data.
<b>Counterweights</b>	• Floor mounted	+\$137	Specify with floor mounted.
	• Standard counterweight package	+\$281	Specify with standard package.
	• HD counterweight package	+\$565	Specify with HD package.

Tip: Parametric pricing can be found in SmartTools.

Tip: Parametric sizes are not available for solid surface worksurfaces.

Tip: HD counterweight package increases stability and is required in some configurations.

Tip: The finish picked for foundation will be applied to the back, front, and sides.

**For laminate group 2 and 3 pricing, please refer to the electronic catalog or SmartTools.**

	Options	U.S. Price	Required to Specify
<b>Surface Materials</b>	<b>Laminate on foundation with top skin, and/or worksurface</b>		
	• Laminate price group 2	See information at left	Specify laminate color number.
	• Laminate price group 3	See information at left	Specify laminate color number.
	• Open Line laminate	+\$102 plus cost of laminate	► See Surface Materials Reference Manual.
	<b>Wood veneer on foundation with top skin, and/or worksurfaces</b>		
	• Wood group 2	Prices at right	Specify wood color number.
	• Wood group 3	Prices at right	Specify wood color number.
	• Customiz stain	No cost	Specify with Customiz stain.
	• Full-fill finish on wood group 1 (on worksurface only)	Prices at right	► See Surface Materials Reference Manual. Specify full-fill finish number.

## ► Options, continued on next page

**For Canadian Pricing**

Multiply U.S. Price by the Canadian price factor.

► See page 1 for details.

## Mackinac Settings, Foundation with Two Perpendicular Worksurfaces, continued

### ► Options, continued from previous page

	Options	U.S. Price	Required to Specify
<b>Surface Materials, continued</b>	<b>Solid surface on foundation with top skin, and/or worksurface</b>		
	• Solid surface group A	Prices at right	Specify solid surface finish number.
	• Solid surface group B	Prices at right	Specify solid surface finish number.
	• Solid surface group C	Prices at right	Specify solid surface finish number.
	• Solid surface group D	Prices at right	Specify solid surface finish number.
	<b>Glass on foundation with top skin, and/or worksurfaces</b>		
	• Back painted glass	Prices at right	Specify back painted glass color number.
	<b>Columns</b>		
	• Paint price group 1	No cost	Specify paint color number.
	• Paint price group 2	+\$207	Specify paint color number.
• Paint price group 3	+\$277	Specify paint color number.	
<b>Power grommets</b>			
• Paint price group 1	No cost	Specify paint color number.	
• Paint price group 2	+\$ 17	Specify paint color number.	
• Paint price group 3	+\$ 27	Specify paint color number.	
<b>Powerway on Foundation Top Skin</b>	• No powerway	No cost	Specify <i>with no powerway</i> .
	• With powerway	+\$104	Specify <i>with powerway</i> .
<b>Grain Direction</b>	<b>Foundation</b>		
	• Laminate		
	– No grain direction	No cost	Specify <i>with no grain direction</i> .
	– Horizontal grain	No cost	Specify <i>with horizontal grain</i> .
	– Vertical grain (on 54"W and 60"W)	No cost	Specify <i>with vertical grain</i> .
	• Wood veneer		
	– Horizontal grain	No cost	Specify <i>with horizontal grain</i> .
	– Vertical grain	No cost	Specify <i>with vertical grain</i> .
	<b>Foundation top skin</b>		
	• Laminate		
	– No grain direction	No cost	Specify <i>with no grain direction</i> .
	– Short grain (on 54"W and 60"W)	No cost	Specify <i>with short grain</i> .
	– Long grain	No cost	Specify <i>with long grain</i> .
	• Wood veneer		
	– Short grain	No cost	Specify <i>with short grain</i> .
	– Long grain	No cost	Specify <i>with long grain</i> .
	<b>Worksurface</b>		
	• Laminate		
	– No grain direction	No cost	Specify <i>with no grain direction</i> .
	– Short grain	No cost	Specify <i>with short grain</i> .
– Long grain	No cost	Specify <i>with long grain</i> .	
• Wood veneer			
– Short grain	No cost	Specify <i>with short grain</i> .	
– Long grain	No cost	Specify <i>with long grain</i> .	
<b>Shelf (per shelf)</b>			
• Laminate			
– No grain direction	No cost	Specify <i>with no grain direction</i> .	
– Short grain	No cost	Specify <i>with short grain</i> .	
– Long grain	No cost	Specify <i>with long grain</i> .	
• Wood veneer			
– Short grain	No cost	Specify <i>with short grain</i> .	
– Long grain	No cost	Specify <i>with long grain</i> .	
<b>Surface Power</b>	• No worksurface power	No cost	Specify <i>with no worksurface power</i> .
	• Three power	+\$190	Specify <i>with three power</i> .
	• Two power, two USB-A	+\$353	Specify <i>with two power, two USB-A</i> .
	• One power, one USB-C, two USB-A	+\$493	Specify <i>with one power, one USB-C, two USB-A</i> .
	• Two power, one USB-C	+\$493	Specify <i>with two power, one USB-C</i> .

Tip: Any woodgrain laminate foundation skin wider than 60" will be horizontal grain direction only.

### ► Options, continued on next page



#### For Canadian Pricing

Multiply U.S. Price by the Canadian price factor.

► See page 1 for details.

## ► Options, continued from previous page

Tip: All drawers lock if locks are selected.

	Options	U.S. Price	Required to Specify
<b>Drawer Locks</b>	<ul style="list-style-type: none"> <li>No locks</li> <li>With locks</li> </ul>	No cost +\$ 12 per drawer	Specify <i>with no locks</i> . Specify <i>with locks</i> and select 9250 Ember Chrome or 9201 Polished Chrome.
<b>Keying</b>	<ul style="list-style-type: none"> <li>Factory- and field-installed keying</li> </ul>		► Page 142
<b>Tower</b>	<ul style="list-style-type: none"> <li>No tower</li> <li>54"W tower</li> <li>60"W tower</li> <li>66"W tower</li> <li>72"W tower</li> </ul>	No cost +\$3418 +\$3798 +\$4219 +\$4688	Specify <i>with no tower</i> . Specify <i>with 54"W tower</i> . Specify <i>with 60"W tower</i> . Specify <i>with 66"W tower</i> . Specify <i>with 72"W tower</i> .
	<b>Shelves</b>		
	<ul style="list-style-type: none"> <li>One shelf</li> <li>Two shelves</li> </ul>	+\$ 353 +\$ 706	Specify <i>with one shelf</i> . Specify <i>with two shelves</i> .
	<b>Frame finish</b>		
	<ul style="list-style-type: none"> <li>Paint price group 1</li> <li>Paint price group 2</li> <li>Paint price group 3</li> </ul>	No cost +\$ 88 +\$ 181	Specify paint color number. Specify paint color number. Specify paint color number.
	<ul style="list-style-type: none"> <li>Tower shelf finish (per shelf)</li> </ul>	Prices at right	Specify tower shelf finish.
	<b>Edge finish (laminare only)</b>		
	<ul style="list-style-type: none"> <li>Plastic</li> </ul>	No cost	Specify plastic color number.
	<b>Lighting lower shelf on 54"W or 60"W</b>		
	<ul style="list-style-type: none"> <li>No lighting</li> <li>With lighting</li> </ul>	No cost +\$ 104	Specify <i>with no lighting</i> . Specify <i>with lighting</i> .
	<b>Lighting upper shelf on 54"W or 60"W</b>		
	<ul style="list-style-type: none"> <li>No lighting</li> <li>With lighting</li> </ul>	No cost +\$ 104	Specify <i>with no lighting</i> . Specify <i>with lighting</i> .
	<b>Lighting lower shelf on 66"W or 72"W</b>		
	<ul style="list-style-type: none"> <li>No lighting</li> <li>With lighting</li> </ul>	No cost +\$ 206	Specify <i>with no lighting</i> . Specify <i>with lighting</i> .
	<b>Lighting upper shelf on 66"W or 72"W</b>		
	<ul style="list-style-type: none"> <li>No lighting</li> <li>With lighting</li> </ul>	No cost +\$ 206	Specify <i>with no lighting</i> . Specify <i>with lighting</i> .
<b>Related Products</b>	<ul style="list-style-type: none"> <li>Tower shrouds</li> <li>Mackinac electrical components for foundation</li> </ul>		► Page 120 ► Page 122

Tip: Tower and top skin must be the same size as the foundation.

Tip: Foundation power is required if lighting is specified.

## ► Options, continued on next page

**For Canadian Pricing**

Multiply U.S. Price by the Canadian price factor.

► See page 1 for details.

# Mackinac Settings, Foundation with Two Perpendicular Worksurfaces, continued

## Options, continued from previous page

### Tower Shelf Finish Upcharges

Tip: Wood group 2 and wood group 3 upcharges are in addition to wood group 1 upcharge.

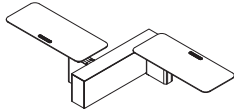
• Dimensions		• Options (Add \$ to Base Price)									
D	W	Laminate Price Group 1	Open Line laminate (plus cost of laminate)	Wood Group 1	Wood Group 2	Wood Group 3	Back Painted Glass	Solid Surface			
								Group A	Group B	Group C	Group D

#### Tower Shelf (per shelf)

12"	54"	No cost	+\$102	+\$ 69	+\$22	+\$63	+\$277	+\$342	+\$377	+\$ 416	+\$ 457
12"	60"	No cost	+\$102	+\$137	+\$22	+\$63	+\$416	+\$481	+\$529	+\$ 583	+\$ 640
12"	66"	No cost	+\$102	+\$206	+\$22	+\$63	+\$556	+\$617	+\$678	+\$ 747	+\$ 821
12"	72"	No cost	+\$102	+\$275	+\$22	+\$63	+\$693	+\$892	+\$954	+\$1021	+\$1089

### Specification Information

• Style Number	• Dimensions		• U.S. Base Prices							
	D	W	Laminate Price Group 1	Wood Group 1	Back Painted Glass	Solid Surface				
						Group A	Group B	Group C	Group D	



<b>MCKF2WSP</b> Foundation	12"	54"	\$ 5861	\$ 6484	\$ 7523	\$ 12,030	\$ 12,645	\$ 13,324	\$ 14,071
	12"	60"	\$ 5934	\$ 6577	\$ 7802	\$ 12,376	\$ 13,020	\$ 13,729	\$ 14,508
	12"	66"	\$ 6011	\$ 6720	\$ 8155	\$ 12,728	\$ 13,399	\$ 14,138	\$ 14,950
	12"	72"	\$ 6270	\$ 7070	\$ 8622	\$ 13,261	\$ 13,959	\$ 14,726	\$ 15,575
Top Skin	12"	54"	+\$ 403	+\$ 761	+\$ 959	+\$ 1363	+\$ 1458	+\$ 1564	+\$ 1680
	12"	60"	+\$ 453	+\$ 811	+\$1009	+\$ 1413	+\$ 1508	+\$ 1614	+\$ 1730
	12"	66"	+\$ 500	+\$ 858	+\$1056	+\$ 1460	+\$ 1555	+\$ 1661	+\$ 1777
	12"	72"	+\$ 547	+\$ 905	+\$1103	+\$ 1507	+\$ 1602	+\$ 1708	+\$ 1824
Worksurface (per work-surface)	30"	48"	+\$6251	+\$6882	+\$7648	+\$ 9122	+\$ 9267	+\$ 9419	+\$ 9577
	30"	54"	+\$6639	+\$7270	+\$8036	+\$ 9510	+\$ 9655	+\$ 9807	+\$ 9965
	30"	60"	+\$7053	+\$7765	+\$8715	+\$10,239	+\$10,560	+\$10,909	+\$11,295
	30"	66"	+\$7494	+\$8206	+\$9156	+\$10,680	+\$11,001	+\$11,350	+\$11,736
	30"	72"	+\$7964	+\$8676	+\$9626	+\$11,150	+\$11,471	+\$11,820	+\$12,206
	36"	48"	+\$6377	+\$7008	+\$7774	+\$ 9248	+\$ 9393	+\$ 9545	+\$ 9703
	36"	54"	+\$6773	+\$7404	+\$8170	+\$ 9644	+\$ 9789	+\$ 9941	+\$10,099
	36"	60"	+\$7198	+\$7910	+\$8860	+\$10,384	+\$10,705	+\$11,054	+\$11,440
36"	66"	+\$7647	+\$8359	+\$9309	+\$10,833	+\$11,154	+\$11,503	+\$11,889	
36"	72"	+\$8127	+\$8839	+\$9789	+\$11,313	+\$11,634	+\$11,983	+\$12,369	

Tip: The final price will include the price of the Foundation with top skin, and worksurface.



**Options**  
(Add \$ to  
Base Price)

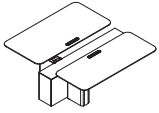
**Wood**

Wood Group 2	Wood Group 3	Full-Fill Finish on Wood Group 1
-----------------	-----------------	--

+\$ 69	+\$226	N.A.
+\$ 97	+\$342	N.A.
+\$ 97	+\$342	N.A.
+\$ 97	+\$342	N.A.
+\$ 21	+\$ 56	N.A.
+\$ 21	+\$ 56	N.A.
+\$ 21	+\$ 56	N.A.
+\$ 21	+\$ 56	N.A.
+\$ 63	+\$225	+\$ 63
+\$ 63	+\$225	+\$ 63
+\$ 96	+\$332	+\$ 96
+\$ 96	+\$332	+\$ 96
+\$ 96	+\$332	+\$ 96
+\$ 93	+\$293	+\$ 93
+\$ 93	+\$293	+\$ 93
+\$132	+\$459	+\$132
+\$132	+\$459	+\$132
+\$132	+\$459	+\$132

# Mackinac Settings

## Foundation with Two Parallel Worksurfaces



Right- and left-handed worksurfaces shown.

	Standard Includes	Required to Specify
▶ Need help? Product details, page 14	<ul style="list-style-type: none"> <li>• 12"D foundation (back/front/sides): laminate price group 1</li> <li>• Foundation edges: plastic</li> <li>• Foundation top skin: laminate price group 1</li> <li>• Foundation top skin edge: plastic</li> <li>• Worksurfaces: laminate</li> <li>• Worksurface edges: plastic</li> <li>• Worksurface understructures: P631 Dark Heather Grey PET</li> <li>• Surface power grommets: paint price group 1</li> <li>• Permanent power, below worksurfaces</li> <li>• Columns: paint price group 1</li> <li>• Column caps: plastic</li> <li>• Attachment hardware</li> </ul>	<ol style="list-style-type: none"> <li>1 Style number</li> <li>2 Foundation width (see below under Required Selections)</li> <li>3 Foundation sides/sections (see below under Required Selections)</li> <li>4 Worksurface size option (see below under Required Selections)</li> <li>5 Worksurface depths (see below under Required Selections)</li> <li>6 Worksurface widths (see below under Required Selections)</li> <li>7 Column heights (see below under Required Selections)</li> <li>8 Permanent power for worksurfaces (see below under Required Selections)</li> <li>9 Permanent power infeed length (see below under Required Selections)</li> <li>10 Counterweights (see below under Required Selections)</li> <li>11 Laminate color number for foundation skins</li> <li>12 Laminate color number for foundation top skin</li> <li>13 Plastic color number for foundation skin edges</li> <li>14 Plastic color number for foundation top skin edge</li> <li>15 Laminate color number for worksurfaces</li> <li>16 Plastic color number for worksurface edges</li> <li>17 Paint color number for power grommets</li> <li>18 Paint color number for columns</li> <li>19 Plastic color number for column caps</li> <li>20 Options, if selected (see below) <ul style="list-style-type: none"> <li>▶ See <i>Surface Materials</i>, page 134.</li> </ul> </li> </ol>

	Required Selections	U.S. Price	Required to Specify
<b>Foundation Width</b>	<ul style="list-style-type: none"> <li>• 54"W</li> <li>• 60"W</li> <li>• 66"W</li> <li>• 72"W</li> </ul>	Prices at right Prices at right Prices at right Prices at right	Specify <i>with 54"W</i> . Specify <i>with 60"W</i> . Specify <i>with 66"W</i> . Specify <i>with 72"W</i> .
<b>Foundation Sides/Sections</b>	<b>Side A, Section 1</b>		
	<ul style="list-style-type: none"> <li>• Skin only</li> <li>• Worksurface location (if worksurface not selected in another section)</li> <li>• Drawer (if drawer not selected on side B, section 1)</li> </ul>	No cost No cost +\$206	Specify <i>with skin only</i> . Specify worksurface location. Specify <i>with drawer</i> .
	<b>Side A, Section 2</b>		
	<ul style="list-style-type: none"> <li>• Skin only</li> <li>• Drawer (if drawer not selected on side B, section 2)</li> </ul>	No cost +\$206	Specify <i>with skin only</i> . Specify <i>with drawer</i> .
	<b>Side A, Section 3</b>		
	<ul style="list-style-type: none"> <li>• Skin only</li> <li>• Worksurface location (if worksurface not selected in another section)</li> <li>• Drawer (if drawer not selected on side B, section 3)</li> </ul>	No cost No cost +\$206	Specify <i>with skin only</i> . Specify worksurface location. Specify <i>with drawer</i> .

▶ **Required Selections, continued on next page**

*Tip: Only one drawer per foundation section is allowed.*



**For Canadian Pricing**  
 Multiply U.S. Price by the Canadian price factor.  
 ▶ See page 1 for details.

## ► Required Selections, continued from previous page

	Required Selections	U.S. Price	Required to Specify
<b>Foundation Sides/Sections, continued</b>	<b>Side B, Section 1</b>		
	• Skin only	No cost	Specify with skin only.
	• Worksurface location (if worksurface not selected in another section)	No cost	Specify worksurface location.
	• Drawer (if drawer not selected on side A, <b>section 1</b> )	+\$206	Specify with drawer.
	<b>Side B, Section 2</b>		
	• Skin only	No cost	Specify with skin only.
	• Drawer (if drawer not selected on side A, <b>section 2</b> )	+\$206	Specify with drawer.
	<b>Side B, Section 3</b>		
	• Skin only	No cost	Specify with skin only.
• Worksurface location (if worksurface not selected in another section)	No cost	Specify worksurface location.	
• Drawer (if drawer not selected on side A, section 3)	+\$206	Specify with drawer.	
<b>Worksurface Size Option</b>	• Modular	No cost	Specify with modular.
	• Parametric	No cost	Specify with parametric.
<b>Worksurface Depths</b>	• 30"D	Prices at right	Specify with 30"W.
	• 36"D	Prices at right	Specify with 36"W.
<b>Worksurface Widths</b>	• 54"W	Prices at right	Specify with 54"W.
	• 60"W	Prices at right	Specify with 60"W.
	• 66"W	Prices at right	Specify with 66"W.
	• 72"W	Prices at right	Specify with 72"W.
<b>Column Heights</b>	• Seated height, fixed	No cost	Specify with seated height, fixed
	• Standing height, fixed	+\$ 69	Specify with standing height, fixed.
	• Height adjustable	+\$317	Specify with height adjustable.
<b>Permanent Power for Worksurface</b>	• No power	No cost	Specify with no permanent power.
	• Three power, two USB	+\$205	Specify with three power, two USB.
	• Three power, one data	+\$205	Specify with three power, one data.
	• Two power, two data	+\$353	Specify with two power, two data.
	• Two power, two USB, one data	+\$353	Specify with two power, two USB, one data.
	• One power, two USB, two data	+\$353	Specify with one power, two USB, two data.
<b>Counterweights</b>	• Floor mounted	+\$137	Specify with floor mounted.
	• Standard counterweight package	+\$281	Specify with standard package.
	• HD counterweight package	+\$565	Specify with HD package.

Tip: Parametric pricing can be found in SmartTools.

Tip: Parametric sizes are not available for solid surface worksurfaces.

Tip: HD counterweight package increases stability and is required in some configurations.

Tip: The finish picked for foundation will be applied to the back, front, and sides.

**For laminate group 2 and 3 pricing, please refer to the electronic catalog or SmartTools.**

	Options	U.S. Price	Required to Specify
<b>Surface Materials</b>	<b>Laminate on foundation with top skin, and/or worksurface</b>		
	• Laminate price group 2	See information at left	Specify laminate color number.
	• Laminate price group 3	See information at left	Specify laminate color number.
	• Open Line laminate	+\$102 plus cost of laminate	► See <i>Surface Materials Reference Manual</i> .
	<b>Wood veneer on foundation with top skin, and/or worksurfaces</b>		
	• Wood group 2	Prices at right	Specify wood color number.
	• Wood group 3	Prices at right	Specify wood color number.
	• Customiz stain	No cost	Specify with Customiz stain.
	• Full-fill finish on wood group 1 (on worksurface only)	Prices at right	► See <i>Surface Materials Reference Manual</i> . Specify full-fill finish number.

## ► Options, continued on next page

**For Canadian Pricing**

Multiply U.S. Price by the Canadian price factor.

► See page 1 for details.

## Mackinac Settings, Foundation with Two Parallel Worksurfaces, continued

### ► Options, continued from previous page

	Options	U.S. Price	Required to Specify
<b>Surface Materials, continued</b>	<b>Solid surface on foundation with top skin, and/or worksurface</b>		
	• Solid surface group A	Prices at right	Specify solid surface finish number.
	• Solid surface group B	Prices at right	Specify solid surface finish number.
	• Solid surface group C	Prices at right	Specify solid surface finish number.
	• Solid surface group D	Prices at right	Specify solid surface finish number.
	<b>Glass on foundation with top skin, and/or worksurfaces</b>		
	• Back painted glass	Prices at right	Specify back painted glass color number.
	<b>Columns</b>		
	• Paint price group 1	No cost	Specify paint color number.
	• Paint price group 2	+\$207	Specify paint color number.
• Paint price group 3	+\$277	Specify paint color number.	
<b>Power grommets</b>			
• Paint price group 1	No cost	Specify paint color number.	
• Paint price group 2	+\$ 17	Specify paint color number.	
• Paint price group 3	+\$ 27	Specify paint color number.	
<b>Powerway on Foundation Top Skin</b>	• No powerway	No cost	Specify <i>with no powerway</i> .
	• With powerway	+\$104	Specify <i>with powerway</i> .
<b>Grain Direction</b>	<b>Foundation</b>		
	• Laminate		
	– No grain direction	No cost	Specify <i>with no grain direction</i> .
	– Horizontal grain	No cost	Specify <i>with horizontal grain</i> .
	– Vertical grain (on 54"W and 60"W)	No cost	Specify <i>with vertical grain</i> .
	• Wood veneer		
	– Horizontal grain	No cost	Specify <i>with horizontal grain</i> .
	– Vertical grain	No cost	Specify <i>with vertical grain</i> .
	<b>Foundation top skin</b>		
	• Laminate		
	– No grain direction	No cost	Specify <i>with no grain direction</i> .
	– Short grain (on 54"W and 60"W)	No cost	Specify <i>with short grain</i> .
	– Long grain	No cost	Specify <i>with long grain</i> .
	• Wood veneer		
	– Short grain	No cost	Specify <i>with short grain</i> .
	– Long grain	No cost	Specify <i>with long grain</i> .
	<b>Worksurface</b>		
	• Laminate		
	– No grain direction	No cost	Specify <i>with no grain direction</i> .
	– Short grain	No cost	Specify <i>with short grain</i> .
– Long grain	No cost	Specify <i>with long grain</i> .	
• Wood veneer			
– Short grain	No cost	Specify <i>with short grain</i> .	
– Long grain	No cost	Specify <i>with long grain</i> .	
<b>Shelf (per shelf)</b>			
• Laminate			
– No grain direction	No cost	Specify <i>with no grain direction</i> .	
– Short grain	No cost	Specify <i>with short grain</i> .	
– Long grain	No cost	Specify <i>with long grain</i> .	
• Wood veneer			
– Short grain	No cost	Specify <i>with short grain</i> .	
– Long grain	No cost	Specify <i>with long grain</i> .	
<b>Surface Power</b>	• No worksurface power	No cost	Specify <i>with no worksurface power</i> .
	• Three power	+\$190	Specify <i>with three power</i> .
	• Two power, two USB-A	+\$353	Specify <i>with two power, two USB-A</i> .
	• One power, one USB-C, two USB-A	+\$493	Specify <i>with one power, one USB-C, two USB-A</i> .
	• Two power, one USB-C	+\$493	Specify <i>with two power, one USB-C</i> .

Tip: Any woodgrain laminate foundation skin wider than 60" will be horizontal grain direction only.

### ► Options, continued on next page

 **For Canadian Pricing**  
Multiply U.S. Price by the Canadian price factor.  
► See page 1 for details.



## ► Options, continued from previous page

Tip: All drawers lock if locks are selected.

	Options	U.S. Price	Required to Specify
<b>Drawer Locks</b>	<ul style="list-style-type: none"> <li>No locks</li> <li>With locks</li> </ul>	No cost +\$ 12 per drawer	Specify <i>with no locks</i> . Specify <i>with locks</i> and select 9250 Ember Chrome or 9201 Polished Chrome.
<b>Keying</b>	<ul style="list-style-type: none"> <li>Factory- and field-installed keying</li> </ul>		► Page 142
<b>Tower</b>	<ul style="list-style-type: none"> <li>No tower</li> <li>54"W tower</li> <li>60"W tower</li> <li>66"W tower</li> <li>72"W tower</li> </ul>	No cost +\$3418 +\$3798 +\$4219 +\$4688	Specify <i>with no tower</i> . Specify <i>with 54"W tower</i> . Specify <i>with 60"W tower</i> . Specify <i>with 66"W tower</i> . Specify <i>with 72"W tower</i> .
	<b>Shelves</b>		
	<ul style="list-style-type: none"> <li>One shelf</li> <li>Two shelves</li> </ul>	+\$ 353 +\$ 706	Specify <i>with one shelf</i> . Specify <i>with two shelves</i> .
	<b>Frame finish</b>		
	<ul style="list-style-type: none"> <li>Paint price group 1</li> <li>Paint price group 2</li> <li>Paint price group 3</li> </ul>	No cost +\$ 88 +\$ 181	Specify paint color number. Specify paint color number. Specify paint color number.
	<ul style="list-style-type: none"> <li>Tower shelf finish (per shelf)</li> </ul>	Prices at right	Specify tower shelf finish.
	<b>Edge finish (laminare only)</b>		
	<ul style="list-style-type: none"> <li>Plastic</li> </ul>	No cost	Specify plastic color number.
	<b>Lighting lower shelf on 54"W or 60"W</b>		
	<ul style="list-style-type: none"> <li>No lighting</li> <li>With lighting</li> </ul>	No cost +\$ 104	Specify <i>with no lighting</i> . Specify <i>with lighting</i> .
	<b>Lighting upper shelf on 54"W or 60"W</b>		
	<ul style="list-style-type: none"> <li>No lighting</li> <li>With lighting</li> </ul>	No cost +\$ 104	Specify <i>with no lighting</i> . Specify <i>with lighting</i> .
	<b>Lighting lower shelf on 66"W or 72"W</b>		
	<ul style="list-style-type: none"> <li>No lighting</li> <li>With lighting</li> </ul>	No cost +\$ 206	Specify <i>with no lighting</i> . Specify <i>with lighting</i> .
	<b>Lighting upper shelf on 66"W or 72"W</b>		
	<ul style="list-style-type: none"> <li>No lighting</li> <li>With lighting</li> </ul>	No cost +\$ 206	Specify <i>with no lighting</i> . Specify <i>with lighting</i> .
<b>Related Products</b>	<ul style="list-style-type: none"> <li>Tower shrouds</li> <li>Mackinac electrical components for foundation</li> </ul>		► Page 120 ► Page 122

Tip: Tower and top skin must be the same size as the foundation.

Tip: Foundation power is required if lighting is specified.

## ► Options, continued on next page

**For Canadian Pricing**

Multiply U.S. Price by the Canadian price factor.

► See page 1 for details.

# Mackinac Settings, Foundation with Two Parallel Worksurfaces, continued

► Options, continued from previous page

## Tower Shelf Finish Upcharges

Tip: Wood group 2 and wood group 3 upcharges are in addition to wood group 1 upcharge.

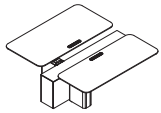
Dimensions D W	Options (Add \$ to Base Price)									
	Laminate Price Group 1	Open Line laminate (plus cost of laminate)	Wood Group 1	Wood Group 2	Wood Group 3	Back Painted Glass	Solid Surface Group A	Group B	Group C	Group D

### Tower Shelf (per shelf)

12"	54"	No cost	+\$102	+\$ 69	+\$22	+\$63	+\$277	+\$342	+\$377	+\$ 416	+\$ 457
12"	60"	No cost	+\$102	+\$137	+\$22	+\$63	+\$416	+\$481	+\$529	+\$ 583	+\$ 640
12"	66"	No cost	+\$102	+\$206	+\$22	+\$63	+\$556	+\$617	+\$678	+\$ 747	+\$ 821
12"	72"	No cost	+\$102	+\$275	+\$22	+\$63	+\$693	+\$892	+\$954	+\$1021	+\$1089

## Specification Information

Style Number	Dimensions D W		U.S. Base Prices							
	Laminate Price Group 1	Wood Group 1	Back Painted Glass	Solid Surface Group A	Group B	Group C	Group D			



<b>MCKF2WSPL</b> Foundation	12"	54"	\$ 5861	\$ 6484	\$ 7523	\$ 12,030	\$ 12,645	\$ 13,324	\$ 14,071
	12"	60"	\$ 5934	\$ 6577	\$ 7802	\$ 12,376	\$ 13,020	\$ 13,729	\$ 14,508
	12"	66"	\$ 6011	\$ 6720	\$ 8155	\$ 12,728	\$ 13,399	\$ 14,138	\$ 14,950
	12"	72"	\$ 6270	\$ 7070	\$ 8622	\$ 13,261	\$ 13,959	\$ 14,726	\$ 15,575
Top Skin	12"	54"	+\$ 403	+\$ 761	+\$ 959	+\$ 1363	+\$ 1458	+\$ 1564	+\$ 1680
	12"	60"	+\$ 453	+\$ 811	+\$1009	+\$ 1413	+\$ 1508	+\$ 1614	+\$ 1730
	12"	66"	+\$ 500	+\$ 858	+\$1056	+\$ 1460	+\$ 1555	+\$ 1661	+\$ 1777
	12"	72"	+\$ 547	+\$ 905	+\$1103	+\$ 1507	+\$ 1602	+\$ 1708	+\$ 1824
Worksurface (per work-surface)	30"	54"	+\$6639	+\$7270	+\$8036	+\$ 9510	+\$ 9655	+\$ 9807	+\$ 9965
	30"	60"	+\$7053	+\$7765	+\$8715	+\$10,239	+\$10,560	+\$10,909	+\$11,295
	30"	66"	+\$7494	+\$8206	+\$9156	+\$10,680	+\$11,001	+\$11,350	+\$11,736
	30"	72"	+\$7964	+\$8676	+\$9626	+\$11,150	+\$11,471	+\$11,820	+\$12,206
	36"	54"	+\$6773	+\$7404	+\$8170	+\$ 9644	+\$ 9789	+\$ 9941	+\$10,099
	36"	60"	+\$7198	+\$7910	+\$8860	+\$10,384	+\$10,705	+\$11,054	+\$11,440
	36"	66"	+\$7647	+\$8359	+\$9309	+\$10,833	+\$11,154	+\$11,503	+\$11,889
	36"	72"	+\$8127	+\$8839	+\$9789	+\$11,313	+\$11,634	+\$11,983	+\$12,369

Tip: The final price will include the price of the Foundation with top skin, and worksurface.

**Options**  
(Add \$ to  
Base Price)

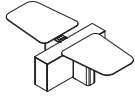
**Wood**

Wood Group 2	Wood Group 3	Full-Fill Finish on Wood Group 1
-----------------	-----------------	--

+\$ 69	+\$226	N.A.
+\$ 97	+\$342	N.A.
+\$ 97	+\$342	N.A.
+\$ 97	+\$342	N.A.
+\$ 21	+\$ 56	N.A.
+\$ 21	+\$ 56	N.A.
+\$ 21	+\$ 56	N.A.
+\$ 21	+\$ 56	N.A.
+\$ 63	+\$225	+\$ 63
+\$ 96	+\$332	+\$ 96
+\$ 96	+\$332	+\$ 96
+\$ 96	+\$332	+\$ 96
+\$ 93	+\$293	+\$ 93
+\$132	+\$459	+\$132
+\$132	+\$459	+\$132
+\$132	+\$459	+\$132

# Mackinac Settings

Foundation with Two Collaborative Worksurfaces



	Standard Includes	Required to Specify
<p>► Need help? Product details, page 14</p>	<ul style="list-style-type: none"> <li>• 12"D foundation (back/front/sides): laminate price group 1</li> <li>• Foundation edges: plastic</li> <li>• Foundation top skin: laminate price group 1</li> <li>• Foundation top skin edge: plastic</li> <li>• Worksurfaces: laminate</li> <li>• Worksurface edges: plastic</li> <li>• Worksurface understructures: P631 Dark Heather Grey PET</li> <li>• Permanent power, below worksurfaces</li> <li>• Column: paint price group 1</li> <li>• Column caps: plastic</li> <li>• Attachment hardware</li> </ul>	<ol style="list-style-type: none"> <li>1 Style number</li> <li>2 Foundation width (see below under Required Selections)</li> <li>3 Foundation sides/sections (see below under Required Selections)</li> <li>4 Worksurface depths (see below under Required Selections)</li> <li>5 Worksurface widths (see below under Required Selections)</li> <li>6 Column heights (see below under Required Selections)</li> <li>7 Permanent power for worksurfaces (see below under Required Selections)</li> <li>8 Permanent power infeed length (see below under Required Selections)</li> <li>9 Counterweights (see below under Required Selections)</li> <li>10 Laminate color number for foundation skins</li> <li>11 Laminate color number for foundation top skin</li> <li>12 Plastic color number for foundation skin edges</li> <li>13 Plastic color number for foundation top skin edge</li> <li>14 Laminate color number for worksurfaces</li> <li>15 Plastic color number for worksurface edges</li> <li>16 Paint color number for columns</li> <li>17 Plastic color number for column caps</li> <li>18 Options, if selected (see below) <ul style="list-style-type: none"> <li>► See <i>Surface Materials</i>, page 134.</li> </ul> </li> </ol>

	Required Selections	U.S. Price	Required to Specify
<b>Foundation Width</b>	<ul style="list-style-type: none"> <li>• 54"W</li> <li>• 60"W</li> <li>• 66"W</li> <li>• 72"W</li> </ul>	Prices at right Prices at right Prices at right Prices at right	Specify <i>with 54"W.</i> Specify <i>with 60"W.</i> Specify <i>with 66"W.</i> Specify <i>with 72"W.</i>
<b>Foundation Sides/Sections</b>	<b>Side A, Section 1</b>		
	<ul style="list-style-type: none"> <li>• Skin only</li> <li>• Worksurface location (if worksurface not selected in another section)</li> <li>• Drawer (if drawer not selected on side B, section 1)</li> </ul>	No cost No cost +\$206	Specify <i>with skin only.</i> Specify worksurface location. Specify <i>with drawer.</i>
	<b>Side A, Section 2</b>		
	<ul style="list-style-type: none"> <li>• Skin only</li> <li>• Worksurface location (if worksurface not selected in another section)</li> <li>• Drawer (if drawer not selected on side B, section 2)</li> </ul>	No cost No cost +\$206	Specify <i>with skin only.</i> Specify worksurface location. Specify <i>with drawer.</i>
	<b>Side A, Section 3</b>		
	<ul style="list-style-type: none"> <li>• Skin only</li> <li>• Worksurface location (if worksurface not selected in another section)</li> <li>• Drawer (if drawer not selected on side B, section 3)</li> </ul>	No cost No cost +\$206	Specify <i>with skin only.</i> Specify worksurface location. Specify <i>with drawer.</i>

► **Required Selections, continued on next page**

*Tip: Only one drawer per foundation section is allowed.*

*Tip: If a collaborative work surface is placed in section one or three then section two cannot have a drawer.*



## For Canadian Pricing

Multiply U.S. Price by the Canadian price factor.

► See page 1 for details.

## ► Required Selections, continued from previous page

	Required Selections	U.S. Price	Required to Specify
<b>Foundation Sides/Sections, continued</b>	<b>Side B, Section 1</b>		
	• Skin only	No cost	Specify <i>with skin only</i> .
	• Worksurface location (if worksurface not selected in another section)	No cost	Specify worksurface location.
	• Drawer (if drawer not selected on side A, section 1)	+\$206	Specify <i>with drawer</i> .
	<b>Side B, Section 2</b>		
	• Skin only	No cost	Specify <i>with skin only</i> .
	• Worksurface location (if worksurface not selected in another section)	No cost	Specify worksurface location.
	• Drawer (if drawer not selected on side A, section 2)	+\$206	Specify <i>with drawer</i> .
	<b>Side B, Section 3</b>		
• Skin only	No cost	Specify <i>with skin only</i> .	
• Worksurface location (if worksurface not selected in another section)	No cost	Specify worksurface location.	
• Drawer (if drawer not selected on side A, section 3)	+\$206	Specify <i>with drawer</i> .	
<b>Worksurface Depths</b>	• 42"D	Prices at right	Specify <i>with 42"D</i> .
	• 48"D	Prices at right	Specify <i>with 48"D</i> .
	• 54"D	Prices at right	Specify <i>with 54"D</i> .
<b>Worksurface Widths</b>	• 36"W (only with 42"D)	Prices at right	Specify <i>with 36"W</i> .
	• 42"W (only with 42"D)	Prices at right	Specify <i>with 42"W</i> .
<b>Column Height</b>	• Seated height, fixed	No cost	Specify <i>with seated height, fixed</i> .
	• Standing height, fixed	+\$ 69	Specify <i>with standing height, fixed</i> .
	• Height adjustable	+\$317	Specify <i>with height adjustable</i> .
<b>Permanent Power for Worksurface</b>	• No power	No cost	Specify <i>with no permanent power</i> .
	• Three power, two USB	+\$205	Specify <i>with three power, two USB</i> .
	• Three power, one data	+\$205	Specify <i>with three power, one data</i> .
	• Two power, two data	+\$353	Specify <i>with two power, two data</i> .
	• Two power, two USB, one data	+\$353	Specify <i>with two power, two USB, one data</i> .
	• One power, two USB, two data	+\$353	Specify <i>with one power, two USB, two data</i> .
<b>Counterweights</b>	• Floor mounted	+\$137	Specify <i>with floor mounted</i> .
	• Standard counterweight package	+\$281	Specify <i>with standard package</i> .
	• HD counterweight package	+\$565	Specify <i>with HD package</i> .

Tip: HD counterweight package increases stability and is required in some configurations.

Tip: The finish picked for foundation will be applied to the back, front, and sides.

**For laminate group 2 and 3 pricing, please refer to the electronic catalog or SmartTools.**

	Options	U.S. Price	Required to Specify
<b>Surface Materials</b>	<b>Laminate on foundation with top skin, and/or worksurface</b>		
	• Laminate price group 2	See information at left	Specify laminate color number.
	• Laminate price group 3	See information at left	Specify laminate color number.
	• Open Line laminate	+\$102 plus cost of laminate	► See <i>Surface Materials Reference Manual</i> .
	<b>Wood veneer on foundation with top skin, and/or worksurfaces</b>		
	• Wood group 2	Prices at right	Specify wood color number.
	• Wood group 3	Prices at right	Specify wood color number.
	• Customiz stain	No cost	Specify <i>with Customiz stain</i> .
	• Full-fill finish on wood group 1 (on worksurface only)	Prices at right	► See <i>Surface Materials Reference Manual</i> . Specify full-fill finish number.

## ► Options, continued on next page

**For Canadian Pricing**

Multiply U.S. Price by the Canadian price factor.

► See page 1 for details.

► Options, continued from previous page

	Options	U.S. Price	Required to Specify
<b>Surface Materials, continued</b>	<b>Solid surface on foundation with top skin, and/or worksurface</b>		
	• Solid surface group A	Prices at right	Specify solid surface finish number.
	• Solid surface group B	Prices at right	Specify solid surface finish number.
	• Solid surface group C	Prices at right	Specify solid surface finish number.
	• Solid surface group D	Prices at right	Specify solid surface finish number.
	<b>Glass on foundation with top skin, and/or worksurfaces</b>		
	• Back painted glass	Prices at right	Specify back painted glass color number.
	<b>Columns</b>		
	• Paint price group 1	No cost	Specify paint color number.
	• Paint price group 2	+\$207	Specify paint color number.
• Paint price group 3	+\$277	Specify paint color number.	
<b>Power grommets for worksurfaces</b>			
• Paint price group 1	No cost	Specify paint color number.	
• Paint price group 2	+\$ 17	Specify paint color number.	
• Paint price group 3	+\$ 27	Specify paint color number.	
<b>Power grommet lids for worksurfaces</b>			
• Paint price group 1	No cost	Specify paint color number.	
• Paint price group 2	+\$ 9	Specify paint color number.	
• Paint price group 3	+\$ 22	Specify paint color number.	
<b>Powerway on Foundation Top Skin</b>	• No powerway	No cost	Specify <i>with no powerway</i> .
	• With powerway	+\$104	Specify <i>with powerway</i> .
<b>Grain Direction</b>	<b>Foundation</b>		
	• Laminate		
	– No grain direction	No cost	Specify <i>with no grain direction</i> .
	– Horizontal grain	No cost	Specify <i>with horizontal grain</i> .
	– Vertical grain (on 54"W and 60"W)	No cost	Specify <i>with vertical grain</i> .
	• Wood veneer		
	– Horizontal grain	No cost	Specify <i>with horizontal grain</i> .
	– Vertical grain	No cost	Specify <i>with vertical grain</i> .
	<b>Foundation top skin</b>		
	• Laminate		
– No grain direction	No cost	Specify <i>with no grain direction</i> .	
– Short grain (on 54"W and 60"W)	No cost	Specify <i>with short grain</i> .	
– Long grain	No cost	Specify <i>with long grain</i> .	
• Wood veneer			
– Short grain	No cost	Specify <i>with short grain</i> .	
– Long grain	No cost	Specify <i>with long grain</i> .	
<b>Worksurface</b>			
• Laminate			
– No grain direction	No cost	Specify <i>with no grain direction</i> .	
– Short grain	No cost	Specify <i>with short grain</i> .	
– Long grain	No cost	Specify <i>with long grain</i> .	
• Wood veneer			
– Short grain	No cost	Specify <i>with short grain</i> .	
– Long grain	No cost	Specify <i>with long grain</i> .	
<b>Shelf (per shelf)</b>			
• Laminate			
– No grain direction	No cost	Specify <i>with no grain direction</i> .	
– Short grain	No cost	Specify <i>with short grain</i> .	
– Long grain	No cost	Specify <i>with long grain</i> .	
• Wood veneer			
– Short grain	No cost	Specify <i>with short grain</i> .	
– Long grain	No cost	Specify <i>with long grain</i> .	

Tip: Any woodgrain laminate foundation skin wider than 60" will be horizontal grain direction only.

► Options, continued on next page



**For Canadian Pricing**  
 Multiply U.S. Price by the Canadian price factor.  
 ► See page 1 for details.

## ► Options, continued from previous page

	Options	U.S. Price	Required to Specify
<b>Surface Power</b>	• No worksurface power	No cost	Specify <i>with no worksurface power</i> .
	• Three power	+\$ 190	Specify <i>with three power</i> .
	• Two power, two USB-A	+\$ 353	Specify <i>with two power, two USB-A</i> .
	• One power, one USB-C, two USB-A	+\$ 493	Specify <i>with one power, one USB-C, two USB-A</i> .
	• Two power, one USB-C	+\$ 493	Specify <i>with two power, one USB-C</i> .
<b>Drawer Locks</b>	• No locks	No cost	Specify <i>with no locks</i> .
	• With locks	+\$ 12 per drawer	Specify <i>with locks</i> and select 9250 Ember Chrome or 9201 Polished Chrome.
<b>Keying</b>	• Factory- and field-installed keying		► Page 142
<b>Tower</b>	• No tower	No cost	Specify <i>with no tower</i> .
	• 54"W tower	+\$3418	Specify <i>with 54"W tower</i> .
	• 60"W tower	+\$3798	Specify <i>with 60"W tower</i> .
	• 66"W tower	+\$4219	Specify <i>with 66"W tower</i> .
	• 72"W tower	+\$4688	Specify <i>with 72"W tower</i> .
<b>Shelves</b>	• One shelf	+\$ 353	Specify <i>with one shelf</i> .
	• Two shelves	+\$ 706	Specify <i>with two shelves</i> .
<b>Frame finish</b>	• Paint price group 1	No cost	Specify paint color number.
	• Paint price group 2	+\$ 88	Specify paint color number.
	• Paint price group 3	+\$ 181	Specify paint color number.
	• Tower shelf finish (per shelf)	Prices at right	Specify tower shelf finish.
<b>Edge finish (laminare only)</b>	• Plastic	No cost	Specify plastic color number.
	<b>Lighting lower shelf on 54"W or 60"W</b>		
	• No lighting	No cost	Specify <i>with no lighting</i> .
	• With lighting	+\$ 104	Specify <i>with lighting</i> .
<b>Lighting upper shelf on 54"W or 60"W</b>			
	• No lighting	No cost	Specify <i>with no lighting</i> .
	• With lighting	+\$ 104	Specify <i>with lighting</i> .
<b>Lighting lower shelf on 66"W or 72"W</b>			
	• No lighting	No cost	Specify <i>with no lighting</i> .
	• With lighting	+\$ 206	Specify <i>with lighting</i> .
<b>Lighting upper shelf on 66"W or 72"W</b>			
	• No lighting	No cost	Specify <i>with no lighting</i> .
	• With lighting	+\$ 206	Specify <i>with lighting</i> .
<b>Related Products</b>	• Tower shrouds		► Page 120
	• Mackinac electrical components for foundation		► Page 122

## ► Options, continued on next page

Tip: All drawers lock if locks are selected.

Tip: Tower and top skin must be the same size as the foundation.

Tip: Foundation power is required if lighting is specified.

**For Canadian Pricing**

Multiply U.S. Price by the Canadian price factor.

► See page 1 for details.

# Mackinac Settings, Foundation with Two Collaborative Worksurfaces, continued

► **Options, continued from previous page**

## Tower Shelf Finish Upcharges

Tip: Wood group 2 and wood group 3 upcharges are in addition to wood group 1 upcharge.

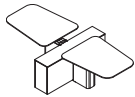
•Dimensions		•Options (Add \$ to Base Price)									
D	W	Laminate Price Group 1	Open Line laminate (plus cost of laminate)	Wood Group 1	Wood Group 2	Wood Group 3	Back Painted Glass	Solid Surface			
								Group A	Group B	Group C	Group D

### Tower Shelf (per shelf)

12"	54"	No cost	+\$102	+\$ 69	+\$22	+\$63	+\$277	+\$342	+\$377	+\$ 416	+\$ 457
12"	60"	No cost	+\$102	+\$137	+\$22	+\$63	+\$416	+\$481	+\$529	+\$ 583	+\$ 640
12"	66"	No cost	+\$102	+\$206	+\$22	+\$63	+\$556	+\$617	+\$678	+\$ 747	+\$ 821
12"	72"	No cost	+\$102	+\$275	+\$22	+\$63	+\$693	+\$892	+\$954	+\$1021	+\$1089

## Specification Information

•Style Number	•Dimensions		•U.S. Base Prices							•Options (Add \$ to Base Price)		
	D	W	Laminate Price Group 1	Wood Group 1	Back Painted Glass	Solid Surface				Wood		
						Group A	Group B	Group C	Group D	Wood Group 2	Wood Group 3	Full-Fill Finish on Wood Group 1



<b>MCKF2WSC</b>	Foundation	12" 54"	\$ 5861	\$ 6484	\$ 7523	\$12,030	\$12,645	\$13,324	\$14,071	+\$69	+\$226	N.A.
		12" 60"	\$ 5934	\$ 6577	\$ 7802	\$12,376	\$13,020	\$13,729	\$14,508	+\$97	+\$342	N.A.
		12" 66"	\$ 6011	\$ 6720	\$ 8155	\$12,728	\$13,399	\$14,138	\$14,950	+\$97	+\$342	N.A.
		12" 72"	\$ 6270	\$ 7070	\$ 8622	\$13,261	\$13,959	\$14,726	\$15,575	+\$97	+\$342	N.A.
	Top Skin	12" 54"	+\$ 403	+\$ 761	+\$ 959	+\$ 1363	+\$ 1458	+\$ 1564	+\$ 1680	+\$21	+\$ 56	N.A.
		12" 60"	+\$ 453	+\$ 811	+\$1009	+\$ 1413	+\$ 1508	+\$ 1614	+\$ 1730	+\$21	+\$ 56	N.A.
		12" 66"	+\$ 500	+\$ 858	+\$1056	+\$ 1460	+\$ 1555	+\$ 1661	+\$ 1777	+\$21	+\$ 56	N.A.
		12" 72"	+\$ 547	+\$ 905	+\$1103	+\$ 1507	+\$ 1602	+\$ 1708	+\$ 1824	+\$21	+\$ 56	N.A.
	Worksurface (per work-surface)	42" 36"	+\$5883	+\$6443	+\$7122	+\$ 8040	+\$ 8147	+\$ 8260	+\$ 8381	+\$63	+\$225	+\$63
		42" 42"	+\$6002	+\$6562	+\$7241	+\$ 8159	+\$ 8266	+\$ 8379	+\$ 8500	+\$93	+\$293	+\$93
		48" 42"	+\$6125	+\$6685	+\$7364	+\$ 8282	+\$ 8389	+\$ 8502	+\$ 8623	+\$93	+\$293	+\$93
		54" 42"	+\$6245	+\$6805	+\$7484	+\$ 8402	+\$ 8509	+\$ 8622	+\$ 8743	+\$93	+\$293	+\$93

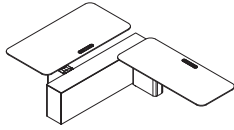
Tip: The final price will include the price of the Foundation with top skin, and worksurface.





# Mackinac Settings

## Foundation with One Perpendicular Worksurface and One Parallel Worksurface



Right- and left-handed worksurfaces shown.

► Need help?  
Product details,  
page 14

### Standard Includes

- 12"D foundation (back/front/sides): laminate price group 1
- Foundation edges: plastic
- Foundation top skin: laminate price group 1
- Foundation top skin edge: plastic
- Worksurfaces: laminate
- Worksurface edges: plastic
- Worksurface understructures: P631 Dark Heather Grey PET
- Surface power grommets: paint price group 1
- Permanent power, below worksurfaces
- Columns: paint price group 1
- Column caps: plastic
- Attachment hardware

### Required to Specify

- 1 Style number
- 2 Foundation width (see below under Required Selections)
- 3 Foundation sides/sections (see below under Required Selections)
- 4 Worksurface size option (see below under Required Selections)
- 5 Perpendicular worksurface depth (see below under Required Selections)
- 6 Parallel worksurface depth (see below under Required Selections)
- 7 Perpendicular worksurface width (see below under Required Selections)
- 8 Parallel worksurface width (see below under Required Selections)
- 9 Column heights (see below under Required Selections)
- 10 Permanent power for worksurfaces (see below under Required Selections)
- 11 Permanent power infeed length (see below under Required Selections)
- 12 Counterweights (see below under Required Selections)
- 13 Laminate color number for foundation skins
- 14 Laminate color number for foundation top skin
- 15 Plastic color number for foundation skin edges
- 16 Plastic color number for foundation top skin edge
- 17 Laminate color number for worksurfaces
- 18 Plastic color number for worksurface edges
- 19 Paint color number for power grommets
- 20 Paint color number for columns
- 21 Plastic color number for column caps
- 22 Options, if selected (see below)
  - See *Surface Materials*, page 134.

	Required Selections	U.S. Price	Required to Specify
<b>Foundation Width</b>	<ul style="list-style-type: none"> <li>• 54"W</li> <li>• 60"W</li> <li>• 66"W</li> <li>• 72"W</li> </ul>	Prices at right Prices at right Prices at right Prices at right	Specify <i>with 54"W.</i> Specify <i>with 60"W.</i> Specify <i>with 66"W.</i> Specify <i>with 72"W.</i>
<b>Foundation Sides/Sections</b>	<b>Side A, Section 1</b>		
	<ul style="list-style-type: none"> <li>• Skin only</li> <li>• Worksurface location (if worksurface not selected in another section)</li> <li>• Drawer (if drawer not selected on side B, section 1)</li> </ul>	No cost No cost +\$206	Specify <i>with skin only.</i> Specify worksurface location. Specify <i>with drawer.</i>
	<b>Side A, Section 2</b>		
	<ul style="list-style-type: none"> <li>• Skin only</li> <li>• Drawer (if drawer not selected on side B, section 2)</li> </ul>	No cost +\$206	Specify <i>with skin only.</i> Specify <i>with drawer.</i>
	<b>Side A, Section 3</b>		
	<ul style="list-style-type: none"> <li>• Skin only</li> <li>• Worksurface location (if worksurface not selected in another section)</li> <li>• Drawer (if drawer not selected on side B, section 3)</li> </ul>	No cost No cost +\$206	Specify <i>with skin only.</i> Specify worksurface location. Specify <i>with drawer.</i>

► **Required Selections, continued on next page**

*Tip: Only one drawer per foundation section is allowed.*



**For Canadian Pricing**  
Multiply U.S. Price by the Canadian price factor.  
► See page 1 for details.

► **Required Selections, continued from previous page**

	<b>Required Selections</b>	<b>U.S. Price</b>	<b>Required to Specify</b>
<b>Foundation Sides/Sections, continued</b>	<b>Side B, Section 1</b>		
	• Skin only	No cost	Specify <i>with skin only</i> .
	• Worksurface location (if worksurface not selected in another section)	No cost	Specify worksurface location.
	• Drawer (if drawer not selected on side A, section 1)	+\$206	Specify <i>with drawer</i> .
	<b>Side B, Section 2</b>		
	• Skin only	No cost	Specify <i>with skin only</i> .
	• Drawer (if drawer not selected on side A, section 2)	+\$206	Specify <i>with drawer</i> .
	<b>Side B, Section 3</b>		
	• Skin only	No cost	Specify <i>with skin only</i> .
• Worksurface location (if worksurface not selected in another section)	No cost	Specify worksurface location.	
• Drawer (if drawer not selected on side A, section 3)	+\$206	Specify <i>with drawer</i> .	
<b>Worksurface Size Options</b>	• Modular	No cost	Specify <i>with modular</i> .
	• Parametric	No cost	Specify <i>with parametric</i> .
<b>Worksurface Depths</b>	• 30"D	Prices at right	Specify <i>with 30"D</i> .
	• 36"D	Prices at right	Specify <i>with 36"D</i> .
<b>Perpendicular Worksurface Width</b>	• 48"W	Prices at right	Specify <i>with 48"W</i> .
	• 54"W	Prices at right	Specify <i>with 54"W</i> .
	• 60"W	Prices at right	Specify <i>with 60"W</i> .
	• 66"W	Prices at right	Specify <i>with 66"W</i> .
	• 72"W	Prices at right	Specify <i>with 72"W</i> .
<b>Parallel Worksurface Width</b>	• 54"W	Prices at right	Specify <i>with 54"W</i> .
	• 60"W	Prices at right	Specify <i>with 60"W</i> .
	• 66"W	Prices at right	Specify <i>with 66"W</i> .
	• 72"W	Prices at right	Specify <i>with 72"W</i> .
<b>Column Heights</b>	• Seated height, fixed	No cost	Specify <i>with seated height, fixed</i> .
	• Standing height, fixed	+\$ 69	Specify <i>with standing height, fixed</i> .
	• Height adjustable	+\$317	Specify <i>with height adjustable</i> .
<b>Permanent Power for Worksurface</b>	• No power	No cost	Specify <i>with no permanent power</i> .
	• Three power, two USB	+\$205	Specify <i>with three power, two USB</i> .
	• Three power, one data	+\$205	Specify <i>with three power, one data</i> .
	• Two power, two data	+\$353	Specify <i>with two power, two data</i> .
	• Two power, two USB, one data	+\$353	Specify <i>with two power, two USB, one data</i> .
	• One power, two USB, two data	+\$353	Specify <i>with one power, two USB, two data</i> .
<b>Counterweights</b>	• Floor mounted	+\$137	Specify <i>with floor mounted</i> .
	• Standard counterweight package	+\$281	Specify <i>with standard package</i> .
	• HD counterweight package	+\$565	Specify <i>with HD package</i> .

Tip: Parametric pricing can be found in SmartTools.

Tip: Parametric sizes are not available for solid surface worksurfaces.

Tip: 48"W worksurface cannot be placed parallel.

Tip: HD counterweight package increases stability and is required in some configurations.

► **Options, continued on next page****For Canadian Pricing**

Multiply U.S. Price by the Canadian price factor.

► See page 1 for details.

# Mackinac Settings, Foundation with One Perpendicular Worksurface and One Parallel Worksurface, continued

► Options, continued from previous page

Options	U.S. Price	Required to Specify	
<b>Surface Materials</b>	<b>Laminate on foundation with top skin, and/or worksurface</b>		
• Laminate price group 2	See information at left	Specify laminate color number.	
• Laminate price group 3	See information at left	Specify laminate color number.	
• Open Line laminate	+\$102 plus cost of laminate	► See <i>Surface Materials Reference Manual</i> .	
	<b>Wood veneer on foundation with top skin, and/or worksurface</b>		
• Wood group 2	Prices at right	Specify wood color number.	
• Wood group 3	Prices at right	Specify wood color number.	
• Customiz stain	No cost	Specify <i>with Customiz stain</i> .	
		► See <i>Surface Materials Reference Manual</i> .	
• Full-fill finish on wood group 1 (on worksurface only)	Prices at right	Specify full-fill finish number.	
	<b>Solid surface on foundation with top skin, and/or worksurface</b>		
• Solid surface group A	Prices at right	Specify solid surface finish number.	
• Solid surface group B	Prices at right	Specify solid surface finish number.	
• Solid surface group C	Prices at right	Specify solid surface finish number.	
• Solid surface group D	Prices at right	Specify solid surface finish number.	
	<b>Glass on foundation with top skin, and/or worksurface</b>		
• Back painted glass	Prices at right	Specify back painted glass color number.	
	<b>Column</b>		
• Paint price group 1	No cost	Specify paint color number.	
• Paint price group 2	+\$207	Specify paint color number.	
• Paint price group 3	+\$277	Specify paint color number.	
	<b>Power grommets</b>		
• Paint price group 1	No cost	Specify paint color number.	
• Paint price group 2	+\$ 17	Specify paint color number.	
• Paint price group 3	+\$ 27	Specify paint color number.	
<b>Powerway on Foundation Top Skin</b>	• No powerway	No cost	Specify <i>with no powerway</i> .
	• With powerway	+\$104	Specify <i>with powerway</i> .

Tip: Any woodgrain laminate foundation skin wider than 60" will be horizontal grain direction only.

<b>Grain Direction</b>	<b>Foundation</b>		
	• Laminate		
	– No grain direction	No cost	Specify <i>with no grain direction</i> .
	– Horizontal grain	No cost	Specify <i>with horizontal grain</i> .
	– Vertical grain (on 54"W and 60"W)	No cost	Specify <i>with vertical grain</i> .
	• Wood veneer		
	– Horizontal grain	No cost	Specify <i>with horizontal grain</i> .
	– Vertical grain	No cost	Specify <i>with vertical grain</i> .
	<b>Foundation top skin</b>		
	• Laminate		
	– No grain direction	No cost	Specify <i>with no grain direction</i> .
	– Short grain (on 54"W and 60"W)	No cost	Specify <i>with short grain</i> .
	– Long grain	No cost	Specify <i>with long grain</i> .
	• Wood veneer		
	– Short grain	No cost	Specify <i>with short grain</i> .
	– Long grain	No cost	Specify <i>with long grain</i> .
	<b>Worksurface</b>		
	• Laminate		
	– No grain direction	No cost	Specify <i>with no grain direction</i> .
	– Short grain	No cost	Specify <i>with short grain</i> .
	– Long grain	No cost	Specify <i>with long grain</i> .
	• Wood veneer		
	– Short grain	No cost	Specify <i>with short grain</i> .
	– Long grain	No cost	Specify <i>with long grain</i> .

► Options, continued on next page



**For Canadian Pricing**  
Multiply U.S. Price by the Canadian price factor.  
► See page 1 for details.

## ► Options, continued from previous page

	Options	U.S. Price	Required to Specify
<b>Grain Direction, continued</b>	<b>Shelf (per shelf)</b>		
	• Laminate		
	– No grain direction	No cost	Specify with <i>no grain direction</i> .
	– Short grain	No cost	Specify with <i>short grain</i> .
	– Long grain	No cost	Specify with <i>long grain</i> .
<b>Surface Power</b>	• Wood veneer		
	– Short grain	No cost	Specify with <i>short grain</i> .
	– Long grain	No cost	Specify with <i>long grain</i> .
	• No worksurface power	No cost	Specify with <i>no worksurface power</i> .
	• Three power	+\$ 190	Specify with <i>three power</i> .
<b>Drawer Locks</b>	• Two power, two USB-A	+\$ 353	Specify with <i>two power, two USB-A</i> .
	• One power, one USB-C, two USB-A	+\$ 493	Specify with <i>one power, one USB-C, two USB-A</i> .
	• Two power, one USB-C	+\$ 493	Specify with <i>two power, one USB-C</i> .
	• No locks	No cost	Specify with <i>no locks</i> .
	• With locks	+\$ 12 per drawer	Specify with <i>locks</i> and select 9250 Ember Chrome or 9201 Polished Chrome.
<b>Keying</b>	• Factory- and field-installed keying		► Page 142
<b>Tower</b>	• No tower	No cost	Specify with <i>no tower</i> .
	• 54"W tower	+\$3418	Specify with <i>54"W tower</i> .
	• 60"W tower	+\$3798	Specify with <i>60"W tower</i> .
	• 66"W tower	+\$4219	Specify with <i>66"W tower</i> .
	• 72"W tower	+\$4688	Specify with <i>72"W tower</i> .
	<b>Shelves</b>		
	• One shelf	+\$ 353	Specify with <i>one shelf</i> .
	• Two shelves	+\$ 706	Specify with <i>two shelves</i> .
	<b>Frame finish</b>		
	• Paint price group 1	No cost	Specify paint color number.
	• Paint price group 2	+\$ 88	Specify paint color number.
	• Paint price group 3	+\$ 181	Specify paint color number.
	• Tower shelf finish (per shelf)	Prices at right	Specify tower shelf finish.
<b>Edge finish (laminated only)</b>			
• Plastic	No cost	Specify plastic color number.	
<b>Lighting lower shelf on 54"W or 60"W</b>			
• No lighting	No cost	Specify with <i>no lighting</i> .	
• With lighting	+\$ 104	Specify with <i>lighting</i> .	
<b>Lighting upper shelf on 54"W or 60"W</b>			
• No lighting	No cost	Specify with <i>no lighting</i> .	
• With lighting	+\$ 104	Specify with <i>lighting</i> .	
<b>Lighting lower shelf on 66"W or 72"W</b>			
• No lighting	No cost	Specify with <i>no lighting</i> .	
• With lighting	+\$ 206	Specify with <i>lighting</i> .	
<b>Lighting upper shelf on 66"W or 72"W</b>			
• No lighting	No cost	Specify with <i>no lighting</i> .	
• With lighting	+\$ 206	Specify with <i>lighting</i> .	
<b>Related Products</b>	• Tower shrouds		► Page 120
	• Mackinac electrical components for foundation		► Page 122

Tip: All drawers lock if locks are selected.

Tip: Tower and top skin must be the same size as the foundation.

Tip: Foundation power is required if lighting is specified.

 **For Canadian Pricing**  
Multiply U.S. Price by the Canadian price factor.  
► See page 1 for details.

# Mackinac Settings, Foundation with One Perpendicular Worksurface and One Parallel Worksurface, continued

## Options, continued from previous page

### Tower Shelf Finish Upcharges

Tip: Wood group 2 and wood group 3 upcharges are in addition to wood group 1 upcharge.

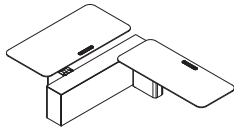
Dimensions D W	Options (Add \$ to Base Price)										
	Laminate Price Group 1	Open Line laminate (plus cost of laminate)	Wood Group 1	Wood Group 2	Wood Group 3	Back Painted Glass	Solid Surface				
							Group A	Group B	Group C	Group D	

#### Tower Shelf (per shelf)

12"	54"	No cost	+\$102	+\$ 69	+\$22	+\$63	+\$277	+\$342	+\$377	+\$ 416	+\$ 457
12"	60"	No cost	+\$102	+\$137	+\$22	+\$63	+\$416	+\$481	+\$529	+\$ 583	+\$ 640
12"	66"	No cost	+\$102	+\$206	+\$22	+\$63	+\$556	+\$617	+\$678	+\$ 747	+\$ 821
12"	72"	No cost	+\$102	+\$275	+\$22	+\$63	+\$693	+\$892	+\$954	+\$1021	+\$1089

### Specification Information

Style Number	Dimensions D W	U.S. Base Prices							Options (Add \$ to Base Price)		
		Laminate Price Group 1	Wood Group 1	Back Painted Glass	Solid Surface				Wood		
					Group A	Group B	Group C	Group D	Wood Group 2	Wood Group 3	Full-Fill Finish on Wood Group 1



#### MCKF1WSP1WSPL

Foundation	12" 54"	\$5861	\$6484	\$ 7523	\$12,030	\$12,645	\$13,324	\$14,071	+\$69	+\$226	N.A.
	12" 60"	\$5934	\$6577	\$ 7802	\$12,376	\$13,020	\$13,729	\$14,508	+\$97	+\$342	N.A.
	12" 66"	\$6011	\$6720	\$ 8155	\$12,728	\$13,399	\$14,138	\$14,950	+\$97	+\$342	N.A.
	12" 72"	\$6270	\$7070	\$ 8622	\$13,261	\$13,959	\$14,726	\$15,575	+\$97	+\$342	N.A.
Top Skin	12" 54"	+\$403	+\$761	+\$ 959	+\$ 1363	+\$ 1458	+\$ 1564	+\$ 1680	+\$21	+\$ 56	N.A.
	12" 60"	+\$453	+\$811	+\$1009	+\$ 1413	+\$ 1508	+\$ 1614	+\$ 1730	+\$21	+\$ 56	N.A.
	12" 66"	+\$500	+\$858	+\$1056	+\$ 1460	+\$ 1555	+\$ 1661	+\$ 1777	+\$21	+\$ 56	N.A.
	12" 72"	+\$547	+\$905	+\$1103	+\$ 1507	+\$ 1602	+\$ 1708	+\$ 1824	+\$21	+\$ 56	N.A.

Tip: The final price will include the price of the Foundation with top skin, and worksurface.

## Specification Information, continued on next page



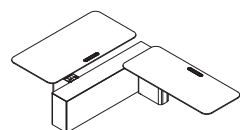
#### For Canadian Pricing

Multiply U.S. Price by the Canadian price factor.

See page 1 for details.

► Specification Information, continued from previous page

Style Number	Dimensions D W	U.S. Base Prices								Options (Add \$ to Base Price)		
		Laminate Price Group 1	Wood Group 1	Back Painted Glass	Solid Surface				Wood			
					Group A	Group B	Group C	Group D	Wood Group 2	Wood Group 3	Full-Fill Finish on Wood Group 1	



**MCKF1WSPP1WSPL**

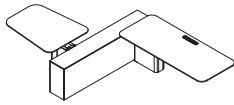
Perpendicular Worksurface	30" 48"	+\$6251	+\$6882	+\$7648	+\$ 9122	+\$ 9267	+\$ 9419	+\$ 9577	+\$ 63	+\$225	+\$ 63
	30" 54"	+\$6639	+\$7270	+\$8036	+\$ 9510	+\$ 9655	+\$ 9807	+\$ 9965	+\$ 63	+\$225	+\$ 63
	30" 60"	+\$7053	+\$7765	+\$8715	+\$10,239	+\$10,560	+\$10,909	+\$11,295	+\$ 96	+\$332	+\$ 96
	30" 66"	+\$7494	+\$8206	+\$9156	+\$10,680	+\$11,001	+\$11,350	+\$11,736	+\$ 96	+\$332	+\$ 96
	30" 72"	+\$7964	+\$8676	+\$9626	+\$11,150	+\$11,471	+\$11,820	+\$12,206	+\$ 96	+\$332	+\$ 96
	36" 48"	+\$6377	+\$7008	+\$7774	+\$ 9248	+\$ 9393	+\$ 9545	+\$ 9703	+\$ 93	+\$293	+\$ 93
	36" 54"	+\$6773	+\$7404	+\$8170	+\$ 9644	+\$ 9789	+\$ 9941	+\$10,099	+\$ 93	+\$293	+\$ 93
	36" 60"	+\$7198	+\$7910	+\$8860	+\$10,384	+\$10,705	+\$11,054	+\$11,440	+\$132	+\$459	+\$132
	36" 66"	+\$7647	+\$8359	+\$9309	+\$10,833	+\$11,154	+\$11,503	+\$11,889	+\$132	+\$459	+\$132
36" 72"	+\$8127	+\$8839	+\$9789	+\$11,313	+\$11,634	+\$11,983	+\$12,369	+\$132	+\$459	+\$132	
Parallel Worksurface	30" 54"	+\$6639	+\$7270	+\$8036	+\$ 9510	+\$ 9655	+\$ 9807	+\$ 9965	+\$ 63	+\$225	+\$ 63
	30" 60"	+\$7053	+\$7765	+\$8715	+\$10,239	+\$10,560	+\$10,909	+\$11,295	+\$ 96	+\$332	+\$ 96
	30" 66"	+\$7494	+\$8206	+\$9156	+\$10,680	+\$11,001	+\$11,350	+\$11,736	+\$ 96	+\$332	+\$ 96
	30" 72"	+\$7964	+\$8676	+\$9626	+\$11,150	+\$11,471	+\$11,820	+\$12,206	+\$ 96	+\$332	+\$ 96
	36" 54"	+\$6773	+\$7404	+\$8170	+\$ 9644	+\$ 9789	+\$ 9941	+\$10,099	+\$ 93	+\$293	+\$ 93
	36" 60"	+\$7198	+\$7910	+\$8860	+\$10,384	+\$10,705	+\$11,054	+\$11,440	+\$132	+\$459	+\$132
	36" 66"	+\$7647	+\$8359	+\$9309	+\$10,833	+\$11,154	+\$11,503	+\$11,889	+\$132	+\$459	+\$132
	36" 72"	+\$8127	+\$8839	+\$9789	+\$11,313	+\$11,634	+\$11,983	+\$12,369	+\$132	+\$459	+\$132

Tip: The final price will include the price of the Foundation with top skin, and worksurface.

 **For Canadian Pricing**  
Multiply U.S. Price by the Canadian price factor.  
► See page 1 for details.

# Mackinac Settings

## Foundation with One Perpendicular Worksurface and One Collaborative Worksurface



Left-handed personal work surface shown.

► Need help? Product details, page 14

### Standard Includes

- 12"D foundation (back/front/sides): laminate price group 1
- Foundation edges: plastic
- Foundation top skin: laminate price group 1
- Foundation top skin edge: plastic
- Worksurfaces: laminate
- Worksurface edges: plastic
- Worksurface understructures: P631 Dark Heather Grey PET
- Surface power grommet: paint price group 1
- Permanent power, below worksurfaces
- Columns: paint price group 1
- Column caps: plastic
- Attachment hardware

### Required to Specify

- 1 Style number
- 2 Foundation width (see below under Required Selections)
- 3 Foundation sides/sections (see below under Required Selections)
- 4 Worksurface size option (see below under Required Selections)
- 5 Perpendicular worksurface depth (see below under Required Selections)
- 6 Collaborative worksurface depth (see below under Required Selections)
- 7 Perpendicular worksurface width (see below under Required Selections)
- 8 Collaborative worksurface width (see below under Required Selections)
- 9 Column heights (see below under Required Selections)
- 10 Permanent power for worksurfaces (see below under Required Selections)
- 11 Permanent power infeed length (see below under Required Selections)
- 12 Counterweights (see below under Required Selections)
- 13 Laminate color number for foundation skins
- 14 Laminate color number for foundation top skin
- 15 Plastic color number for foundation skin edges
- 16 Plastic color number for foundation top skin edge
- 17 Laminate color number for worksurfaces
- 18 Plastic color number for worksurface edges
- 19 Paint color number for power grommets
- 20 Paint color number for columns
- 21 Plastic color number for column caps
- 22 Options, if selected (see below)
  - See *Surface Materials*, page 134.

	Required Selections	U.S. Price	Required to Specify
<b>Foundation Width</b>	<ul style="list-style-type: none"> <li>• 54"W</li> <li>• 60"W</li> <li>• 66"W</li> <li>• 72"W</li> </ul>	Prices at right Prices at right Prices at right Prices at right	Specify <i>with 54"W.</i> Specify <i>with 60"W.</i> Specify <i>with 66"W.</i> Specify <i>with 72"W.</i>
<b>Foundation Sides/Sections</b>	<b>Side A, Section 1</b>		
	<ul style="list-style-type: none"> <li>• Skin only</li> <li>• Worksurface location (if worksurface not selected in another section)</li> <li>• Drawer (if drawer not selected on side B, section 1)</li> </ul>	No cost No cost +\$206	Specify <i>with skin only.</i> Specify worksurface location. Specify <i>with drawer.</i>
	<b>Side A, Section 2</b>		
	<ul style="list-style-type: none"> <li>• Skin only</li> <li>• Drawer (if drawer not selected on side B, section 2)</li> </ul>	No cost +\$206	Specify <i>with skin only.</i> Specify <i>with drawer.</i>

► **Required Selections, continued on next page**

*Tip: Only one drawer per foundation section is allowed.*



### For Canadian Pricing

Multiply U.S. Price by the Canadian price factor.

► See page 1 for details.



## ► Required Selections, continued from previous page

	Required Selections	U.S. Price	Required to Specify
<b>Foundation Sides/Sections, continued</b>	<b>Side A, Section 3</b>		
	• Skin only	No cost	Specify <i>with skin only</i> .
	• Worksurface location (if worksurface not selected in another section)	No cost	Specify worksurface location.
	• Drawer (if drawer not selected on side B, section 3)	+\$206	Specify <i>with drawer</i> .
	<b>Side B, Section 1</b>		
	• Skin only	No cost	Specify <i>with skin only</i> .
	• Worksurface location (if worksurface not selected in another section)	No cost	Specify worksurface location.
	• Drawer (if drawer not selected on side A, section 1)	+\$206	Specify <i>with drawer</i> .
	<b>Side B, Section 2</b>		
	• Skin only	No cost	Specify <i>with skin only</i> .
	• Drawer (if drawer not selected on side A, section 2)	+\$206	Specify <i>with drawer</i> .
	<b>Side B, Section 3</b>		
• Skin only	No cost	Specify <i>with skin only</i> .	
• Worksurface location (if worksurface not selected in another section)	No cost	Specify worksurface location.	
• Drawer (if drawer not selected on side A, section 3)	+\$206	Specify <i>with drawer</i> .	
<b>Worksurface Size Options</b>	• Modular • Parametric	No cost No cost	Specify <i>with modular</i> . Specify <i>with parametric</i> .
<b>Perpendicular Worksurface Depth</b>	• 30"D • 36"D	Prices at right Prices at right	Specify <i>with 30"D</i> . Specify <i>with 36"D</i> .
<b>Collaborative Worksurface Depth</b>	• 42"D • 48"D • 54"D	Prices at right Prices at right Prices at right	Specify <i>with 42"D</i> . Specify <i>with 48"D</i> . Specify <i>with 54"D</i> .
<b>Perpendicular Worksurface Width</b>	• 48"W • 54"W • 60"W • 66"W • 72"W	Prices at right Prices at right Prices at right Prices at right Prices at right	Specify <i>with 48"W</i> . Specify <i>with 54"W</i> . Specify <i>with 60"W</i> . Specify <i>with 66"W</i> . Specify <i>with 72"W</i> .
<b>Collaborative Worksurface Width</b>	• 36"W (only with 42"D) • 42"W (only with 48"D and 54"D)	Prices at right Prices at right	Specify <i>with 36"W</i> . Specify <i>with 42"W</i> .
<b>Column Heights</b>	• Seated height, fixed • Standing height, fixed • Height adjustable	No cost +\$ 69 +\$317	Specify <i>with seated height, fixed</i> . Specify <i>with standing height, fixed</i> . Specify <i>with height adjustable</i> .
<b>Permanent Power for Worksurfaces</b>	• No power • Three power, two USB • Three power, one data • Two power, two data • Two power, two USB, one data • One power, two USB, two data	No cost +\$205 +\$205 +\$353 +\$353 +\$353	Specify <i>with no permanent power</i> . Specify <i>with three power, two USB</i> . Specify <i>with three power, one data</i> . Specify <i>with two power, two data</i> . Specify <i>with two power, two USB, one data</i> . Specify <i>with one power, two USB, two data</i> .
<b>Counterweights</b>	• Floor mounted • Standard counterweight package • HD counterweight package	+\$137 +\$281 +\$565	Specify <i>with floor mounted</i> . Specify <i>with standard package</i> . Specify <i>with HD package</i> .

Tip: Parametric pricing can be found in SmartTools.

Tip: Collaborative worksurfaces are not available as parametric.

Tip: Parametric sizes are not available for solid surface worksurfaces.

Tip: HD counterweight package increases stability and is required in some configurations.

## ► Options, continued on next page

Mackinac Settings, Foundation with One Perpendicular Worksurface and One Collaborative Worksurface, continued

► Options, continued from previous page

	Options	U.S. Price	Required to Specify
<b>Surface Materials</b>	<b>Laminate on foundation with top skin, and/or worksurface</b>		
	• Laminate price group 2	See information at left	Specify laminate color number.
	• Laminate price group 3	See information at left	Specify laminate color number.
	• Open Line laminate	+\$102 plus cost of laminate	► See <i>Surface Materials Reference Manual</i> .
	<b>Wood veneer on foundation with top skin, and/or worksurfaces</b>		
	• Wood group 2	Prices at right	Specify wood color number.
	• Wood group 3	Prices at right	Specify wood color number.
	• Customiz stain	No cost	Specify <i>with Customiz stain</i> . ► See <i>Surface Materials Reference Manual</i> .
	• Full-fill finish on wood group 1 (on worksurface only)	Prices at right	Specify full-fill finish number.
	<b>Solid surface on foundation with top skin, and/or worksurface</b>		
	• Solid surface group A	Prices at right	Specify solid surface finish number.
	• Solid surface group B	Prices at right	Specify solid surface finish number.
• Solid surface group C	Prices at right	Specify solid surface finish number.	
• Solid surface group D	Prices at right	Specify solid surface finish number.	
<b>Glass on foundation with top skin, and/or worksurfaces</b>			
• Back painted glass	Prices at right	Specify back painted glass color number.	
<b>Columns</b>			
• Paint price group 1	No cost	Specify paint color number.	
• Paint price group 2	+\$207	Specify paint color number.	
• Paint price group 3	+\$277	Specify paint color number.	
<b>Power grommets for worksurfaces</b>			
• Paint price group 1	No cost	Specify paint color number.	
• Paint price group 2	+\$ 17	Specify paint color number.	
• Paint price group 3	+\$ 27	Specify paint color number.	
<b>Power grommet lid on collaborative worksurface</b>			
• Paint price group 1	No cost	Specify paint color number.	
• Paint price group 2	+\$ 9	Specify paint color number.	
• Paint price group 3	+\$ 22	Specify paint color number.	
<b>Powerway on Foundation Top Skin</b>	• No powerway	No cost	Specify <i>with no powerway</i> .
	• With powerway	+\$104	Specify <i>with powerway</i> .
<b>Grain Direction</b>	<b>Foundation</b>		
	• Laminate		
	– No grain direction	No cost	Specify <i>with no grain direction</i> .
	– Horizontal grain	No cost	Specify <i>with horizontal grain</i> .
	– Vertical grain (on 54"W and 60"W)	No cost	Specify <i>with vertical grain</i> .
	• Wood veneer		
	– Horizontal grain	No cost	Specify <i>with horizontal grain</i> .
	– Vertical grain	No cost	Specify <i>with vertical grain</i> .
	<b>Foundation top skin</b>		
	• Laminate		
	– No grain direction	No cost	Specify <i>with no grain direction</i> .
	– Short grain (on 54"W and 60"W)	No cost	Specify <i>with short grain</i> .
	– Long grain	No cost	Specify <i>with long grain</i> .
	• Wood veneer		
	– Short grain	No cost	Specify <i>with short grain</i> .
	– Long grain	No cost	Specify <i>with long grain</i> .
	<b>Worksurface</b>		
	• Laminate		
– No grain direction	No cost	Specify <i>with no grain direction</i> .	
– Short grain	No cost	Specify <i>with short grain</i> .	
– Long grain	No cost	Specify <i>with long grain</i> .	
• Wood veneer			
– Short grain	No cost	Specify <i>with short grain</i> .	
– Long grain	No cost	Specify <i>with long grain</i> .	

Tip: The finish picked for foundation will be applied to the back, front, and sides.

For laminate group 2 and 3 pricing, please refer to the electronic catalog or SmartTools.

Tip: Any woodgrain laminate foundation skin wider than 60" will be horizontal grain direction only.



**For Canadian Pricing**  
Multiply U.S. Price by the Canadian price factor.  
► See page 1 for details.

► Options, continued on next page

## ► Options, continued from previous page

	Options	U.S. Price	Required to Specify
<b>Grain Direction, continued</b>	<b>Shelf (per shelf)</b>		
	• Laminate		
	– No grain direction	No cost	Specify with no grain direction.
	– Short grain	No cost	Specify with short grain.
	– Long grain	No cost	Specify with long grain.
<b>Surface Power</b>	• Wood veneer		
	– Short grain	No cost	Specify with short grain.
	– Long grain	No cost	Specify with long grain.
	• No worksurface power	No cost	Specify with no worksurface power.
	• Three power	+\$ 190	Specify with three power.
<b>Drawer Locks</b>	• Two power, two USB-A	+\$ 353	Specify with two power, two USB-A.
	• One power, one USB-C, two USB-A	+\$ 493	Specify with one power, one USB-C, two USB-A.
	• Two power, one USB-C	+\$ 493	Specify with two power, one USB-C.
	• No locks	No cost	Specify with no locks.
<b>Keying</b>	• With locks	+\$ 12 per drawer	Specify with locks and select 9250 Ember Chrome or 9201 Polished Chrome.
	• Factory- and field-installed keying		► Page 142
<b>Tower</b>	• No tower	No cost	Specify with no tower.
	• 54"W tower	+\$3418	Specify with 54"W tower.
	• 60"W tower	+\$3798	Specify with 60"W tower.
	• 66"W tower	+\$4219	Specify with 66"W tower.
	• 72"W tower	+\$4688	Specify with 72"W tower.
	<b>Shelves</b>		
	• One shelf	+\$ 353	Specify with one shelf.
	• Two shelves	+\$ 706	Specify with two shelves.
	<b>Frame finish</b>		
	• Paint price group 1	No cost	Specify paint color number.
	• Paint price group 2	+\$ 88	Specify paint color number.
	• Paint price group 3	+\$ 181	Specify paint color number.
	• Tower shelf finish (per shelf)	Prices at right	Specify tower shelf finish.
<b>Edge finish (laminated only)</b>			
• Plastic	No cost	Specify plastic color number.	
<b>Lighting lower shelf on 54"W or 60"W</b>			
• No lighting	No cost	Specify with no lighting.	
• With lighting	+\$ 104	Specify with lighting.	
<b>Lighting upper shelf on 54"W or 60"W</b>			
• No lighting	No cost	Specify with no lighting.	
• With lighting	+\$ 104	Specify with lighting.	
<b>Lighting lower shelf on 66"W or 72"W</b>			
• No lighting	No cost	Specify with no lighting.	
• With lighting	+\$ 206	Specify with lighting.	
<b>Lighting upper shelf on 66"W or 72"W</b>			
• No lighting	No cost	Specify with no lighting.	
• With lighting	+\$ 206	Specify with lighting.	
<b>Related Products</b>	• Tower shrouds		► Page 120
	• Mackinac electrical components for foundation		► Page 122

Tip: All drawers lock if locks are selected.

Tip: Tower and top skin must be the same size as the foundation.

Tip: Foundation power is required if lighting is specified.

## ► Options, continued on next page

**For Canadian Pricing**

Multiply U.S. Price by the Canadian price factor.

► See page 1 for details.

Mackinac Settings, Foundation with One Perpendicular Worksurface and One Collaborative Worksurface, continued

► Options, continued from previous page

**Tower Shelf Finish Upcharges**

Tip: Wood group 2 and wood group 3 upcharges are in addition to wood group 1 upcharge.

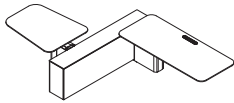
Dimensions D W	Options (Add \$ to Base Price)	Laminate Price Group 1	Open Line laminate (plus cost of laminate)	Wood			Back Painted Glass	Solid Surface			
				Wood Group 1	Wood Group 2	Wood Group 3		Group A	Group B	Group C	Group D

**Tower Shelf (per shelf)**

12"	54"	No cost	+\$102	+\$ 69	+\$22	+\$63	+\$277	+\$342	+\$377	+\$ 416	+\$ 457
12"	60"	No cost	+\$102	+\$137	+\$22	+\$63	+\$416	+\$481	+\$529	+\$ 583	+\$ 640
12"	66"	No cost	+\$102	+\$206	+\$22	+\$63	+\$556	+\$617	+\$678	+\$ 747	+\$ 821
12"	72"	No cost	+\$102	+\$275	+\$22	+\$63	+\$693	+\$892	+\$954	+\$1021	+\$1089

**Specification Information**

Style Number	Dimensions D W	U.S. Base Prices				Options (Add \$ to Base Price)						
		Laminate Price Group 1	Wood Group 1	Back Painted Glass	Solid Surface				Wood:			
					Group A	Group B	Group C	Group D	Wood Group 2	Wood Group 3	Full-Fill Finish on Wood Group 1	



**MCKF1WSP1WSC**

Foundation	12" 54"	\$5861	\$6484	\$ 7523	\$12,030	\$12,645	\$13,324	\$14,071	+\$69	+\$226	N.A.
	12" 60"	\$5934	\$6577	\$ 7802	\$12,376	\$13,020	\$13,729	\$14,508	+\$97	+\$342	N.A.
	12" 66"	\$6011	\$6720	\$ 8155	\$12,728	\$13,399	\$14,138	\$14,950	+\$97	+\$342	N.A.
	12" 72"	\$6270	\$7070	\$ 8622	\$13,261	\$13,959	\$14,726	\$15,575	+\$97	+\$342	N.A.
Top Skin	12" 54"	+\$403	+\$761	+\$ 959	+\$ 1363	+\$ 1458	+\$ 1564	+\$ 1680	+\$21	+\$ 56	N.A.
	12" 60"	+\$453	+\$811	+\$1009	+\$ 1413	+\$ 1508	+\$ 1614	+\$ 1730	+\$21	+\$ 56	N.A.
	12" 66"	+\$500	+\$858	+\$1056	+\$ 1460	+\$ 1555	+\$ 1661	+\$ 1777	+\$21	+\$ 56	N.A.
	12" 72"	+\$547	+\$905	+\$1103	+\$ 1507	+\$ 1602	+\$ 1708	+\$ 1824	+\$21	+\$ 56	N.A.

Tip: The final price will include the price of the Foundation with top skin, and worksurface.

► Specification Information, continued on next page



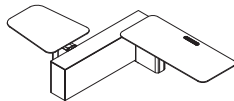
**For Canadian Pricing**

Multiply U.S. Price by the Canadian price factor.

► See page 1 for details.

► Specification Information, continued from previous page

Specification Information												
Style Number	Dimensions D W		U.S. Base Prices				Options (Add \$ to Base Price)					
			Laminate Price Group 1	Wood Group 1	Back Painted Glass	Solid Surface Group A Group B Group C Group D				Wood Wood Group 2 Wood Group 3		Full-Fill Finish on Wood Group 1



**MCKF1WSPP1WSC**

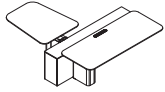
Perpendicular Worksurface	30" 48"	+\$6251	+\$6882	+\$7648	+\$ 9122	+\$ 9267	+\$ 9419	+\$ 9577	+\$ 63	+\$225	+\$ 63
	30" 54"	+\$6639	+\$7270	+\$8036	+\$ 9510	+\$ 9655	+\$ 9807	+\$ 9965	+\$ 63	+\$225	+\$ 63
	30" 60"	+\$7053	+\$7765	+\$8715	+\$10,239	+\$10,560	+\$10,909	+\$11,295	+\$ 96	+\$332	+\$ 96
	30" 66"	+\$7494	+\$8206	+\$9156	+\$10,680	+\$11,001	+\$11,350	+\$11,736	+\$ 96	+\$332	+\$ 96
	30" 72"	+\$7964	+\$8676	+\$9626	+\$11,150	+\$11,471	+\$11,820	+\$12,206	+\$ 96	+\$332	+\$ 96
	36" 48"	+\$6377	+\$7008	+\$7774	+\$ 9248	+\$ 9393	+\$ 9545	+\$ 9703	+\$ 93	+\$293	+\$ 93
	36" 54"	+\$6773	+\$7404	+\$8170	+\$ 9644	+\$ 9789	+\$ 9941	+\$10,099	+\$ 93	+\$293	+\$ 93
	36" 60"	+\$7198	+\$7910	+\$8860	+\$10,384	+\$10,705	+\$11,054	+\$11,440	+\$132	+\$459	+\$132
	36" 66"	+\$7647	+\$8359	+\$9309	+\$10,833	+\$11,154	+\$11,503	+\$11,889	+\$132	+\$459	+\$132
	36" 72"	+\$8127	+\$8839	+\$9789	+\$11,313	+\$11,634	+\$11,983	+\$12,369	+\$132	+\$459	+\$132
Collaborative Worksurface	42" 36"	+\$5883	+\$6443	+\$7122	+\$ 8040	+\$ 8147	+\$ 8260	+\$ 8381	+\$ 63	+\$225	+\$ 63
	42" 42"	+\$6002	+\$6562	+\$7241	+\$ 8159	+\$ 8266	+\$ 8379	+\$ 8500	+\$ 93	+\$293	+\$ 93
	48" 42"	+\$6125	+\$6685	+\$7364	+\$ 8282	+\$ 8389	+\$ 8502	+\$ 8623	+\$ 93	+\$293	+\$ 93
	54" 42"	+\$6245	+\$6805	+\$7484	+\$ 8402	+\$ 8509	+\$ 8622	+\$ 8743	+\$ 93	+\$293	+\$ 93

Tip: The final price will include the price of the Foundation with top skin, and worksurface.

 **For Canadian Pricing**  
 Multiply U.S. Price by the Canadian price factor.  
 ► See page 1 for details.

# Mackinac Settings

## Foundation with One Parallel Worksurface and One Collaborative Worksurface



Left-handed personal worksurface shown.

► Need help?  
Product details,  
page 14

### Standard Includes

- 12"D foundation (back/front/sides): laminate price group 1
- Foundation edges: plastic
- Foundation top skin: laminate price group 1
- Foundation top skin edge: plastic
- Worksurfaces: laminate
- Worksurface edges: plastic
- Worksurface understructures: P631 Dark Heather Grey PET
- Surface power grommet: paint price group 1
- Permanent power, below worksurfaces
- Columns: paint price group 1
- Column caps: plastic
- Attachment hardware

### Required to Specify

- 1 Style number
  - 2 Foundation width (see below under Required Selections)
  - 3 Foundation sides/sections (see below under Required Selections)
  - 4 Worksurface size option (see below under Required Selections)
  - 5 Parallel worksurface depth (see below under Required Selections)
  - 6 Collaborative worksurface depth (see below under Required Selections)
  - 7 Parallel worksurface width (see below under Required Selections)
  - 8 Collaborative worksurface width (see below under Required Selections)
  - 9 Column heights (see below under Required Selections)
  - 10 Permanent power for worksurfaces (see below under Required Selections)
  - 11 Permanent power infeed length (see below under Required Selections)
  - 12 Counterweight (see below under Required Selections)
  - 13 Laminate color number for foundation skins
  - 14 Laminate color number for foundation top skin
  - 15 Plastic color number for foundation skin edges
  - 16 Plastic color number for foundation top skin edge
  - 17 Laminate color number for worksurfaces
  - 18 Plastic color number for worksurface edges
  - 19 Paint color number for power grommet
  - 20 Paint color number for columns
  - 21 Plastic color number for column caps
  - 22 Options, if selected (see below)
- See *Surface Materials*, page 134.

	Required Selections	U.S. Price	Required to Specify
<b>Foundation Width</b>	<ul style="list-style-type: none"> <li>• 54"W</li> <li>• 60"W</li> <li>• 66"W</li> <li>• 72"W</li> </ul>	Prices at right Prices at right Prices at right Prices at right	Specify <i>with 54"W.</i> Specify <i>with 60"W.</i> Specify <i>with 66"W.</i> Specify <i>with 72"W.</i>
<b>Foundation Sides/Sections</b>	<b>Side A, Section 1</b>		
	<ul style="list-style-type: none"> <li>• Skin only</li> <li>• Worksurface location (if worksurface not selected in another section)</li> <li>• Drawer (if drawer not selected on side B, section 1)</li> </ul>	No cost No cost +\$206	Specify <i>with skin only.</i> Specify worksurface location. Specify <i>with drawer.</i>
	<b>Side A, Section 2</b>		
	<ul style="list-style-type: none"> <li>• Skin only</li> <li>• Drawer (if drawer not selected on side B, section 2)</li> </ul>	No cost +\$206	Specify <i>with skin only.</i> Specify <i>with drawer.</i>
	<b>Side A, Section 3</b>		
	<ul style="list-style-type: none"> <li>• Skin only</li> <li>• Worksurface location (if worksurface not selected in another section)</li> <li>• Drawer (if drawer not selected on side B, section 3)</li> </ul>	No cost No cost +\$206	Specify <i>with skin only.</i> Specify worksurface location. Specify <i>with drawer.</i>

Tip: Only one drawer per foundation section is allowed.

► Required Selections, continued on next page



### For Canadian Pricing

Multiply U.S. Price by the Canadian price factor.

► See page 1 for details.

## ► Required Selections, continued from previous page

	Required Selections	U.S. Price	Required to Specify
<b>Foundation Sides/Sections, continued</b>	<b>Side B, Section 1</b>		
	• Skin only	No cost	Specify with skin only.
	• Worksurface location (if worksurface not selected in another section)	No cost	Specify worksurface location.
	• Drawer (if drawer not selected on side A, section 1)	+\$206	Specify with drawer.
	<b>Side B, Section 2</b>		
	• Skin only	No cost	Specify with skin only.
	• Drawer (if drawer not selected on side A, section 2)	+\$206	Specify with drawer.
	<b>Side B, Section 3</b>		
	• Skin only	No cost	Specify with skin only.
• Worksurface location (if worksurface not selected in another section)	No cost	Specify worksurface location.	
• Drawer (if drawer not selected on side A, section 3)	+\$206	Specify with drawer.	
<b>Worksurface Size Options</b>	• Modular	No cost	Specify with modular.
	• Parametric	No cost	Specify with parametric.
<b>Parallel Worksurface Depth</b>	• 30"D	Prices at right	Specify with 30"D.
	• 36"D	Prices at right	Specify with 36"D.
<b>Collaborative Worksurface Depth</b>	• 42"D	Prices at right	Specify with 42"D.
	• 48"D	Prices at right	Specify with 48"D.
	• 54"D	Prices at right	Specify with 54"D.
<b>Parallel Worksurface Width</b>	• 54"W	Prices at right	Specify with 54"W.
	• 60"W	Prices at right	Specify with 60"W.
	• 66"W	Prices at right	Specify with 66"W.
	• 72"W	Prices at right	Specify with 72"W.
<b>Collaborative Worksurface Width</b>	• 36"W (only with 42"D)	Prices at right	Specify with 36"W.
	• 42"W (only with 48"D and 54"D)	Prices at right	Specify with 42"W.
<b>Column Heights</b>	• Seated height, fixed	No cost	Specify with seated height, fixed
	• Standing height, fixed	+\$ 69	Specify with standing height, fixed.
	• Height adjustable	+\$317	Specify with height adjustable.
<b>Permanent Power for Worksurfaces</b>	• No power	No cost	Specify with no permanent power.
	• Three power, two USB	+\$205	Specify with three power, two USB.
	• Three power, one data	+\$205	Specify with three power, one data.
	• Two power, two data	+\$353	Specify with two power, two data.
	• Two power, two USB, one data	+\$353	Specify with two power, two USB, one data.
	• One power, two USB, two data	+\$353	Specify with one power, two USB, two data.
<b>Counterweights</b>	• Floor mounted	+\$137	Specify with floor mounted.
	• Standard counterweight package	+\$281	Specify with standard package.
	• HD counterweight package	+\$565	Specify with HD package.

## ► Options, continued on next page

Tip: Parametric pricing can be found in SmartTools.

Tip: Collaborative worksurfaces are not available as parametric.

Tip: Parametric sizes are not available for solid surface worksurfaces.

Tip: HD counterweight package increases stability and is required in some configurations.

**For Canadian Pricing**

Multiply U.S. Price by the Canadian price factor.

► See page 1 for details.

# Mackinac Settings, Foundation with One Parallel Worksurface and One Collaborative Worksurface, continued

► Options, continued from previous page

	Options	U.S. Price	Required to Specify
<b>Surface Materials</b>	<b>Laminate on foundation with top skin, and/or worksurface</b>		
	• Laminate price group 2	See information at left	Specify laminate color number.
	• Laminate price group 3	See information at left	Specify laminate color number.
	• Open Line laminate	+\$102 plus cost of laminate	► See <i>Surface Materials Reference Manual</i> .
	<b>Wood veneer on foundation with top skin, and/or worksurface</b>		
	• Wood group 2	Prices at right	Specify wood color number.
	• Wood group 3	Prices at right	Specify wood color number.
	• Customiz stain	No cost	Specify <i>with Customiz stain</i> .
	• Full-fill finish on wood group 1 (on worksurface only)	Prices at right	► See <i>Surface Materials Reference Manual</i> . Specify full-fill finish number.
	<b>Solid surface on foundation with top skin, and/or worksurface</b>		
• Solid surface group A	Prices at right	Specify solid surface finish number.	
• Solid surface group B	Prices at right	Specify solid surface finish number.	
• Solid surface group C	Prices at right	Specify solid surface finish number.	
• Solid surface group D	Prices at right	Specify solid surface finish number.	
<b>Glass on foundation with top skin, and/or worksurface</b>			
• Back painted glass	Prices at right	Specify back painted glass color number.	
<b>Columns</b>			
• Paint price group 1	No cost	Specify paint color number.	
• Paint price group 2	+\$207	Specify paint color number.	
• Paint price group 3	+\$277	Specify paint color number.	
<b>Power grommets for worksurfaces</b>			
• Paint price group 1	No cost	Specify paint color number.	
• Paint price group 2	+\$ 17	Specify paint color number.	
• Paint price group 3	+\$ 27	Specify paint color number.	
<b>Power grommet lid on collaborative worksurface</b>			
• Paint price group 1	No cost	Specify paint color number.	
• Paint price group 2	+\$ 9	Specify paint color number.	
• Paint price group 3	+\$ 22	Specify paint color number.	
<b>Powerway on Foundation Top Skin</b>	• No powerway	No cost	Specify <i>with no powerway</i> .
	• With powerway	+\$104	Specify <i>with powerway</i> .
<b>Grain Direction</b>	<b>Foundation</b>		
	• Laminate		
	– No grain direction	No cost	Specify <i>with no grain direction</i> .
	– Horizontal grain	No cost	Specify <i>with horizontal grain</i> .
	– Vertical grain (on 54"W and 60"W)	No cost	Specify <i>with vertical grain</i> .
	• Wood veneer		
	– Horizontal grain	No cost	Specify <i>with horizontal grain</i> .
	– Vertical grain	No cost	Specify <i>with vertical grain</i> .
	<b>Foundation top skin</b>		
	• Laminate		
– No grain direction	No cost	Specify <i>with no grain direction</i> .	
– Short grain (on 54"W and 60"W)	No cost	Specify <i>with short grain</i> .	
– Long grain	No cost	Specify <i>with long grain</i> .	
• Wood veneer			
– Short grain	No cost	Specify <i>with short grain</i> .	
– Long grain	No cost	Specify <i>with long grain</i> .	
<b>Worksurface</b>			
• Laminate			
– No grain direction	No cost	Specify <i>with no grain direction</i> .	
– Short grain	No cost	Specify <i>with short grain</i> .	
– Long grain	No cost	Specify <i>with long grain</i> .	
• Wood veneer			
– Short grain	No cost	Specify <i>with short grain</i> .	
– Long grain	No cost	Specify <i>with long grain</i> .	

Tip: The finish picked for foundation will be applied to the back, front, and sides.

**For laminate group 2 and 3 pricing,** please refer to the electronic catalog or SmartTools.

Tip: 6509 Mirrored Bronze back painted glass is not available.

Tip: Any woodgrain laminate foundation skin wider than 60" will be horizontal grain direction only.



**For Canadian Pricing**  
Multiply U.S. Price by the Canadian price factor.

► See page 1 for details.

► Options, continued on next page



## ► Options, continued from previous page

	Options	U.S. Price	Required to Specify	
<b>Grain Direction, continued</b>	<b>Shelf (per shelf)</b>			
	• Laminate			
	– No grain direction	No cost	Specify with no grain direction.	
	– Short grain	No cost	Specify with short grain.	
	– Long grain	No cost	Specify with long grain.	
<b>Surface Power</b>	• Wood veneer			
	– Short grain	No cost	Specify with short grain.	
	– Long grain	No cost	Specify with long grain.	
	• No worksurface power	No cost	Specify with no worksurface power.	
	• Three power	+\$ 190	Specify with three power.	
<b>Drawer Locks</b>	• Two power, two USB-A	+\$ 353	Specify with two power, two USB-A.	
	• One power, one USB-C, two USB-A	+\$ 493	Specify with one power, one USB-C, two USB-A.	
	• Two power, one USB-C	+\$ 493	Specify with two power, one USB-C.	
	• No locks	No cost	Specify with no locks.	
	• With locks	+\$ 12 per drawer	Specify with locks and select 9250 Ember Chrome or 9201 Polished Chrome.	
<b>Keying</b>	• Factory- and field-installed keying		► Page 142	
<b>Tower</b>	• No tower	No cost	Specify with no tower.	
	• 54"W tower	+\$3418	Specify with 54"W tower.	
	• 60"W tower	+\$3798	Specify with 60"W tower.	
	• 66"W tower	+\$4219	Specify with 66"W tower.	
	• 72"W tower	+\$4688	Specify with 72"W tower.	
	<b>Shelves</b>			
	• One shelf	+\$ 353	Specify with one shelf.	
	• Two shelves	+\$ 706	Specify with two shelves.	
	<b>Frame finish</b>			
	• Paint price group 1	No cost	Specify paint color number.	
	• Paint price group 2	+\$ 88	Specify paint color number.	
	• Paint price group 3	+\$ 181	Specify paint color number.	
	• Tower shelf finish (per shelf)	Prices at right	Specify tower shelf finish.	
<b>Edge finish (laminated only)</b>				
• Plastic	No cost	Specify plastic color number.		
<b>Lighting lower shelf on 54"W or 60"W</b>				
• No lighting	No cost	Specify with no lighting.		
• With lighting	+\$ 104	Specify with lighting.		
<b>Lighting upper shelf on 54"W or 60"W</b>				
• No lighting	No cost	Specify with no lighting.		
• With lighting	+\$ 104	Specify with lighting.		
<b>Lighting lower shelf on 66"W or 72"W</b>				
• No lighting	No cost	Specify with no lighting.		
• With lighting	+\$ 206	Specify with lighting.		
<b>Lighting upper shelf on 66"W or 72"W</b>				
• No lighting	No cost	Specify with no lighting.		
• With lighting	+\$ 206	Specify with lighting.		
<b>Related Products</b>	• Tower shrouds		► Page 120	
	• Mackinac electrical components for foundation		► Page 122	

Tip: All drawers lock if locks are selected.

Tip: Tower and top skin must be the same size as the foundation.

Tip: Foundation power is required if lighting is specified.

## ► Options, continued on next page

**For Canadian Pricing**

Multiply U.S. Price by the Canadian price factor.

► See page 1 for details.

Mackinac Settings, Foundation with One Parallel Worksurface and One Collaborative Worksurface, continued

► Options, continued from previous page

**Tower Shelf Finish Upcharges**

Tip: Wood group 2 and wood group 3 upcharges are in addition to wood group 1 upcharge.

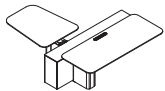
• Dimensions		• Options (Add \$ to Base Price)									
D	W	Laminate Price Group 1	Open Line laminate (plus cost of laminate)	Wood Group 1	Wood Group 2	Wood Group 3	Back Painted Glass	Solid Surface			
								Group A	Group B	Group C	Group D

**Tower Shelf (per shelf)**

12"	54"	No cost	+\$102	+\$ 69	+\$22	+\$63	+\$277	+\$342	+\$377	+\$ 416	+\$ 457
12"	60"	No cost	+\$102	+\$137	+\$22	+\$63	+\$416	+\$481	+\$529	+\$ 583	+\$ 640
12"	66"	No cost	+\$102	+\$206	+\$22	+\$63	+\$556	+\$617	+\$678	+\$ 747	+\$ 821
12"	72"	No cost	+\$102	+\$275	+\$22	+\$63	+\$693	+\$892	+\$954	+\$1021	+\$1089

**Specification Information**

• Style Number	• Dimensions D W	• U.S. Base Prices				• Options (Add \$ to Base Price)						
		Laminate Price Group 1	Wood Group 1	Back Painted Glass	Solid Surface				Wood			
					Group A	Group B	Group C	Group D	Wood Group 2	Wood Group 3	Full-Fill on Wood Group 1	



**MCKF1WSPL1WSC**

Foundation	12" 54"	\$ 5861	\$ 6484	\$ 7523	\$ 12,030	\$ 12,645	\$ 13,324	\$ 14,071	+\$ 69	+\$226	N.A.
	12" 60"	\$ 5934	\$ 6577	\$ 7802	\$ 12,376	\$ 13,020	\$ 13,729	\$ 14,508	+\$ 97	+\$342	N.A.
	12" 66"	\$ 6011	\$ 6720	\$ 8155	\$ 12,728	\$ 13,399	\$ 14,138	\$ 14,950	+\$ 97	+\$342	N.A.
	12" 72"	\$ 6270	\$ 7070	\$ 8622	\$ 13,261	\$ 13,959	\$ 14,726	\$ 15,575	+\$ 97	+\$342	N.A.
Top Skin	12" 54"	+\$ 403	+\$ 761	+\$ 959	+\$ 1363	+\$ 1458	+\$ 1564	+\$ 1680	+\$ 21	+\$ 56	N.A.
	12" 60"	+\$ 453	+\$ 811	+\$1009	+\$ 1413	+\$ 1508	+\$ 1614	+\$ 1730	+\$ 21	+\$ 56	N.A.
	12" 66"	+\$ 500	+\$ 858	+\$1056	+\$ 1460	+\$ 1555	+\$ 1661	+\$ 1777	+\$ 21	+\$ 56	N.A.
	12" 72"	+\$ 547	+\$ 905	+\$1103	+\$ 1507	+\$ 1602	+\$ 1708	+\$ 1824	+\$ 21	+\$ 56	N.A.
Parallel Worksurface	30" 54"	+\$6639	+\$7270	+\$8036	+\$ 9510	+\$ 9655	+\$ 9807	+\$ 9965	+\$ 63	+\$225	+\$ 63
	30" 60"	+\$7053	+\$7765	+\$8715	+\$10,239	+\$10,560	+\$10,909	+\$11,295	+\$ 96	+\$332	+\$ 96
	30" 66"	+\$7494	+\$8206	+\$9156	+\$10,680	+\$11,001	+\$11,350	+\$11,736	+\$ 96	+\$332	+\$ 96
	30" 72"	+\$7964	+\$8676	+\$9626	+\$11,150	+\$11,471	+\$11,820	+\$12,206	+\$ 96	+\$332	+\$ 96
	36" 54"	+\$6773	+\$7404	+\$8170	+\$ 9644	+\$ 9789	+\$ 9941	+\$10,099	+\$ 93	+\$293	+\$ 93
	36" 60"	+\$7198	+\$7910	+\$8860	+\$10,384	+\$10,705	+\$11,054	+\$11,440	+\$132	+\$459	+\$132
	36" 66"	+\$7647	+\$8359	+\$9309	+\$10,833	+\$11,154	+\$11,503	+\$11,889	+\$132	+\$459	+\$132
	36" 72"	+\$8127	+\$8839	+\$9789	+\$11,313	+\$11,634	+\$11,983	+\$12,369	+\$132	+\$459	+\$132

Tip: The final price will include the price of the Foundation with top skin, and worksurface.



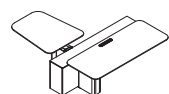
**For Canadian Pricing**  
Multiply U.S. Price by the Canadian price factor.

► See page 1 for details.

► Specification Information, continued on next page

► **Specification Information, continued from previous page**

Specification Information												
Style Number	Dimensions D W		U.S. Base Prices							Options (Add \$ to Base Price)		
			Laminate Price Group 1	Wood Group 1	Back Painted Glass	Solid Surface Group A Group B Group C Group D				Wood Wood Group 2 Wood Group 3 Full-Fill Finish on Wood Group 1		



**MCKF1WSP1WSC**

Collaborative Worksurface	42"	36"	+\$5883	+\$6443	+\$7122	+\$8040	+\$8147	+\$8260	+\$8381	+\$63	+\$225	+\$63
	42"	42"	+\$6002	+\$6562	+\$7241	+\$8159	+\$8266	+\$8379	+\$8500	+\$93	+\$293	+\$93
	48"	42"	+\$6125	+\$6685	+\$7364	+\$8282	+\$8389	+\$8502	+\$8623	+\$93	+\$293	+\$93
	54"	42"	+\$6245	+\$6805	+\$7484	+\$8402	+\$8509	+\$8622	+\$8743	+\$93	+\$293	+\$93

 **For Canadian Pricing**  
 Multiply U.S. Price by the Canadian price factor.  
 ► See page 1 for details.

# Mackinac Settings

## Foundation



	Standard Includes	Required to Specify
<ul style="list-style-type: none"> <li>▶ Need help? Product details, page 14</li> </ul>	<ul style="list-style-type: none"> <li>• 12"D foundation (back/front/sides): laminate price group 1</li> <li>• Foundation edges: plastic</li> <li>• Foundation top skin: laminate price group 1</li> <li>• Foundation top skin edges: plastic</li> </ul>	<ol style="list-style-type: none"> <li>1 Style number</li> <li>2 Foundation width (see below under Required Selections)</li> <li>3 Foundation sides/sections (see below under Required Selections)</li> <li>4 Counterweight (see below under Required Selections)</li> <li>5 Laminate color number for foundation skins</li> <li>6 Laminate color number for foundation top skin</li> <li>7 Plastic color number for foundation skin edges</li> <li>8 Plastic color number for foundation top skin edges</li> <li>9 Options, if selected (see below)</li> </ol> <ul style="list-style-type: none"> <li>▶ See <i>Surface Materials</i>, page 134.</li> </ul>

	Required Selections	U.S. Price	Required to Specify	
<b>Foundation Width</b>	<ul style="list-style-type: none"> <li>• 54"W</li> <li>• 60"W</li> <li>• 66"W</li> <li>• 72"W</li> </ul>	Prices at right Prices at right Prices at right Prices at right	Specify with 54"W. Specify with 60"W. Specify with 66"W. Specify with 72"W.	
<b>Foundation Sides/Sections</b>	<b>Side A, Section 1</b>	<ul style="list-style-type: none"> <li>• Skin only</li> <li>• Drawer (if drawer not selected on side B, section 1)</li> </ul>	No cost +\$206	Specify with skin only. Specify with drawer.
	<b>Side A, Section 2</b>	<ul style="list-style-type: none"> <li>• Skin only</li> <li>• Drawer (if drawer not selected on side B, section 2)</li> </ul>	No cost +\$206	Specify with skin only. Specify with drawer.
	<b>Side A, Section 3</b>	<ul style="list-style-type: none"> <li>• Skin only</li> <li>• Drawer (if drawer not selected on side B, section 3)</li> </ul>	No cost +\$206	Specify with skin only. Specify with drawer.
	<b>Side B, Section 1</b>	<ul style="list-style-type: none"> <li>• Skin only</li> <li>• Drawer (if drawer not selected on side A, section 1)</li> </ul>	No cost +\$206	Specify with skin only. Specify with drawer.
	<b>Side B, Section 2</b>	<ul style="list-style-type: none"> <li>• Skin only</li> <li>• Drawer (if drawer not selected on side A, section 2)</li> </ul>	No cost +\$206	Specify with skin only. Specify with drawer.
	<b>Side B, Section 3</b>	<ul style="list-style-type: none"> <li>• Skin only</li> <li>• Drawer (if drawer not selected on side A, section 3)</li> </ul>	No cost +\$206	Specify with skin only. Specify with drawer.
<b>Counterweights</b>	<ul style="list-style-type: none"> <li>• Floor mounted</li> </ul>	+\$137	Specify with floor mounted.	

Tip: Only one drawer per foundation section is allowed.

▶ **Options, on next page**



**For Canadian Pricing**

Multiply U.S. Price by the Canadian price factor.

▶ See page 1 for details.

## ► Required Selections, continued from previous page

*Tip: The finish picked for foundation will be applied to the back, front, and sides.*

**For laminate group 2 and 3 pricing, please refer to the electronic catalog or SmartTools.**

	Options	U.S. Price	Required to Specify
<b>Surface Materials</b>	<b>Laminate on foundation and/or top skin</b>		
	• Laminate price group 2	See information at left	Specify laminate color number.
	• Laminate price group 3	See information at left	Specify laminate color number.
	• Open Line laminate	+\$102 plus cost of laminate	► See <i>Surface Materials Reference Manual</i> .
	<b>Wood veneer on foundation and/or top skin</b>		
• Wood group 2	Prices at right	Specify wood color number.	
• Wood group 3	Prices at right	Specify wood color number.	
• Customiz stain	No cost	Specify with <i>Customiz stain</i> . ► See <i>Surface Materials Reference Manual</i> .	
<b>Glass on foundation and/or top skin</b>			
• Back painted glass	Prices at right	Specify back painted glass color number.	
<b>Solid surface on foundation and/or top skin</b>			
• Solid surface group A	Prices at right	Specify solid surface finish number.	
• Solid surface group B	Prices at right	Specify solid surface finish number.	
• Solid surface group C	Prices at right	Specify solid surface finish number.	
• Solid surface group D	Prices at right	Specify solid surface finish number.	
<b>Powerway on Foundation Top Skin</b>	• No powerway	No cost	Specify with <i>no powerway</i> .
	• With powerway	+\$104	Specify with <i>powerway</i> .
<b>Grain Directions</b>	<b>Foundation</b>		
	• Laminate		
	– No grain direction	No cost	Specify with <i>no grain direction</i> .
	– Horizontal grain	No cost	Specify with <i>horizontal grain</i> .
	– Vertical grain	No cost	Specify with <i>vertical grain</i> .
	• Wood veneer		
	– Horizontal grain	No cost	Specify with <i>horizontal grain</i> .
	– Vertical grain	No cost	Specify with <i>vertical grain</i> .
	<b>Foundation top skin</b>		
	• Laminate		
– No grain direction	No cost	Specify with <i>no grain direction</i> .	
– Short grain	No cost	Specify with <i>short grain</i> .	
– Long grain	No cost	Specify with <i>long grain</i> .	
• Wood veneer			
– Short grain	No cost	Specify with <i>short grain</i> .	
– Long grain	No cost	Specify with <i>long grain</i> .	
<b>Drawer Locks</b>	• No locks	No cost	Specify with <i>no locks</i> .
	• With locks	+\$ 12 per drawer	Specify with <i>locks</i> and select 9250 Ember Chrome or 9201 Polished Chrome.
<b>Keying</b>	• Factory- and field-installed keying		► Page 142

*Tip: Powerway is required when a monitor mounting kit is selected.*

*Tip: Any woodgrain laminate foundation 60" or wider will be vertical grain direction only.*

*Tip: Foundation top skin with woodgrain laminate can have short grain direction on 54"W and 60"W only.*

*Tip: All drawers lock if locks are selected.*

## ► Options, continued on next page

**For Canadian Pricing**

Multiply U.S. Price by the Canadian price factor.

► See page 1 for details.

► Options, continued from previous page

Tip: Tower and top skin must be the same size as the foundation.

	Options	U.S. Price	Required to Specify
<b>Tower</b>	• No tower	No cost	Specify with no tower.
	• 54"W tower	+\$3418	Specify with 54"W tower.
	• 60"W tower	+\$3798	Specify with 60"W tower.
	• 66"W tower	+\$4219	Specify with 66"W tower.
	• 72"W tower	+\$4688	Specify with 72"W tower.
	<b>Shelves</b>		
	• One shelf	+\$ 353	Specify with one shelf.
	• Two shelves	+\$ 706	Specify with two shelves.
	<b>Frame finish</b>		
	• Paint price group 1	No cost	Specify paint color number.
	• Paint price group 2	+\$ 88	Specify paint color number.
	• Paint price group 3	+\$ 181	Specify paint color number.
	• Tower shelf finish (per shelf)	Prices at right	Specify tower shelf finish.
	<b>Edge finish (laminated only)</b>		
	• Plastic	No cost	Specify plastic color number.
	<b>Lighting lower shelf on 54"W or 60"W</b>		
	• No lighting	No cost	Specify with no lighting.
	• With lighting	+\$ 104	Specify with lighting.
	<b>Lighting upper shelf on 54"W or 60"W</b>		
	• No lighting	No cost	Specify with no lighting.
	• With lighting	+\$ 104	Specify with lighting.
	<b>Lighting lower shelf on 66"W or 72"W</b>		
	• No lighting	No cost	Specify with no lighting.
	• With lighting	+\$ 206	Specify with lighting.
	<b>Lighting upper shelf on 66"W or 72"W</b>		
	• No lighting	No cost	Specify with no lighting.
	• With lighting	+\$ 206	Specify with lighting.
<b>Related Products</b>	• Tower shrouds		► Page 120
	• Mackinac electrical components for foundation		► Page 122

► Options, continued on next page

**Tower Shelf Finish Upcharges**

Tip: Wood group 2 and wood group 3 upcharges are in addition to wood group 1 upcharge.

	Width	Options (Add \$ to Base Price)									
		Laminate Price Group 1	Open Line laminate (plus cost of laminate)	Wood Group 1	Wood		Back Painted Glass	Solid Surface			
				Wood Group 2	Wood Group 3		Group A	Group B	Group C	Group D	
<b>Tower Shelf</b> (per shelf)	54"W	No cost	+\$102	+\$ 69	+\$22	+\$63	+\$277	+\$342	+\$377	+\$ 416	+\$ 457
	60"W	No cost	+\$102	+\$137	+\$22	+\$63	+\$416	+\$481	+\$529	+\$ 583	+\$ 640
	66"W	No cost	+\$102	+\$206	+\$22	+\$63	+\$556	+\$617	+\$678	+\$ 747	+\$ 821
	72"W	No cost	+\$102	+\$275	+\$22	+\$63	+\$693	+\$892	+\$954	+\$1021	+\$1089



**For Canadian Pricing**

Multiply U.S. Price by the Canadian price factor.

► See page 1 for details.

Specification Information											
Style Number	Dimensions		U.S. Base Prices							Options (Add \$ to Base Price)	
	D	W	Laminate Price Group 1	Wood Group 1	Back Painted Glass	Solid Surface				Wood	
						Group A	Group B	Group C	Group D	Wood Group 2	Wood Group 3



MCKFNWS		D	W	Laminate Price Group 1	Wood Group 1	Back Painted Glass	Solid Surface Group A	Solid Surface Group B	Solid Surface Group C	Solid Surface Group D	Wood Group 2	Wood Group 3
MCKFNWS	Foundation	12"	54"	\$5861	\$6484	\$ 7523	\$12,030	\$12,645	\$13,324	\$14,071	+\$69	+\$226
		12"	60"	\$5934	\$6577	\$ 7802	\$12,376	\$13,020	\$13,729	\$14,508	+\$97	+\$342
		12"	66"	\$6011	\$6720	\$ 8155	\$12,728	\$13,399	\$14,138	\$14,950	+\$97	+\$342
		12"	72"	\$6270	\$7070	\$ 8622	\$13,261	\$13,959	\$14,726	\$15,575	+\$97	+\$342
	Top Skin	12"	54"	+\$403	+\$761	+\$ 959	+\$ 1363	+\$ 1458	+\$ 1564	+\$ 1680	+\$21	+\$ 56
		12"	60"	+\$453	+\$811	+\$1009	+\$ 1413	+\$ 1508	+\$ 1614	+\$ 1730	+\$21	+\$ 56
		12"	66"	+\$500	+\$858	+\$1056	+\$ 1460	+\$ 1555	+\$ 1661	+\$ 1777	+\$21	+\$ 56
		12"	72"	+\$547	+\$905	+\$1103	+\$ 1507	+\$ 1602	+\$ 1708	+\$ 1824	+\$21	+\$ 56

*Tip: The final price will include the price of both the foundation and top skin.*

 **For Canadian Pricing**  
 Multiply U.S. Price by the Canadian price factor.  
 ▶ See page 1 for details.

# Wall-Mounted Personal Worksurfaces



Personal perpendicular worksurface



Personal parallel worksurface

*Tip: Wall-mounted worksurfaces require wall blocking. See the installation instructions for detailed information.*

*Tip: Parametric pricing can be found in SmartTools.*

*Tip: Parametric sizing is not available for solid surface worksurfaces.*

Standard Includes	Required to Specify
<ul style="list-style-type: none"> <li>▶ Need help? Product details, page 14</li> <li>• Worksurface: laminate price group 1</li> <li>• Worksurface edge: plastic</li> <li>• Column: paint price group 1</li> <li>• Column cap: plastic</li> <li>• Power grommet: paint price group 1</li> <li>• Understructure: P631 Dark Heather Grey PET</li> <li>• Attachment hardware</li> </ul>	<ol style="list-style-type: none"> <li>1 Style number</li> <li>2 Size option (see below under Required Selections)</li> <li>3 Depth (see below under Required Selections)</li> <li>4 Width (see below under Required Selections)</li> <li>5 Column height (see below under Required Selections)</li> <li>6 Handedness (see below under Required Selections)</li> <li>7 Power type (see below under Required Selections)</li> <li>8 Permanent power (see below under Required Selections)</li> <li>9 Permanent power infeed length (see below under Required Selections)</li> <li>10 Surface power (see below under Required Selections)</li> <li>11 Laminate color number for worksurface</li> <li>12 Plastic color number for worksurface edge</li> <li>13 Paint color number for column</li> <li>14 Plastic color number for column cap</li> <li>15 Paint color number for power grommet</li> <li>16 Options, if selected (see below)</li> </ol> <p>▶ See <i>Surface Materials</i>, page 134.</p>

Size Option	Required Selections	U.S. Price	Required to Specify
	<ul style="list-style-type: none"> <li>• Modular</li> <li>• Parametric</li> </ul>	<p>No cost</p> <p>No cost</p>	<p>Specify <i>with modular</i>.</p> <p>Specify <i>with parametric</i>.</p>
<b>Depth</b>	<ul style="list-style-type: none"> <li>• 30"D</li> <li>• 36"D</li> </ul>	<p>Prices at right</p> <p>Prices at right</p>	<p>Specify <i>with 30"D</i>.</p> <p>Specify <i>with 36"D</i>.</p>
<b>Width</b>	<ul style="list-style-type: none"> <li>• 48"W</li> <li>• 54"W</li> <li>• 60"W</li> <li>• 66"W</li> <li>• 72"W</li> </ul>	<p>Prices at right</p> <p>Prices at right</p> <p>Prices at right</p> <p>Prices at right</p> <p>Prices at right</p>	<p>Specify <i>with 48"W</i>.</p> <p>Specify <i>with 54"W</i>.</p> <p>Specify <i>with 60"W</i>.</p> <p>Specify <i>with 66"W</i>.</p> <p>Specify <i>with 72"W</i>.</p>
<b>Column Height</b>	<ul style="list-style-type: none"> <li>• Seated height, fixed</li> <li>• Standing height, fixed</li> <li>• Height adjustable</li> </ul>	<p>No cost</p> <p>+\$ 69</p> <p>+\$317</p>	<p>Specify <i>with seated height, fixed</i>.</p> <p>Specify <i>with standing height, fixed</i>.</p> <p>Specify <i>with height adjustable</i>.</p>
<b>Handedness</b>	<ul style="list-style-type: none"> <li>• Left hand</li> <li>• Right hand</li> </ul>	<p>No cost</p> <p>No cost</p>	<p>Specify <i>with left hand</i>.</p> <p>Specify <i>with right hand</i>.</p>
<b>Power Type</b>	<ul style="list-style-type: none"> <li>• No power</li> <li>• Plug</li> <li>• Hardwire</li> </ul>	<p>No cost</p> <p>No cost</p> <p>+\$ 41</p>	<p>Specify <i>with no power</i>.</p> <p>Specify <i>with plug</i>.</p> <p>Specify <i>with hardwire</i>.</p>
<b>Permanent Power</b>	<ul style="list-style-type: none"> <li>• No power</li> <li>• Three power, two USB</li> <li>• Three power, one data</li> <li>• Two power, two data</li> <li>• Two power, two USB, one data</li> <li>• One power, two USB, two data</li> </ul>	<p>No cost</p> <p>+\$205</p> <p>+\$205</p> <p>+\$353</p> <p>+\$353</p> <p>+\$353</p>	<p>Specify <i>with no permanent power</i>.</p> <p>Specify <i>with three power, two USB</i>.</p> <p>Specify <i>with three power, one data</i>.</p> <p>Specify <i>with two power, two data</i>.</p> <p>Specify <i>with two power, two USB, one data</i>.</p> <p>Specify <i>with one power, two USB, two data</i>.</p>

▶ **Required Selections, continued on next page**



## For Canadian Pricing

Multiply U.S. Price by the Canadian price factor.

▶ See page 1 for details.



► **Required Selections, continued from previous page**

	<b>Required Selections</b>	<b>U.S. Price</b>	<b>Required to Specify</b>
<b>Permanent Power Cord Length</b>	• 108"L	No cost	Specify <i>with 108"L</i> .
	• 144"L	+\$104	Specify <i>with 144"L</i> .
<b>Surface Power</b>	• No worksurface power	No cost	Specify <i>with no worksurface power</i> .
	• Three power	+\$190	Specify <i>with three power</i> .
	• Two power, two USB-A	+\$353	Specify <i>with two power, two USB-A</i> .
	• One power, one USB-C, two USB-A	+\$493	Specify <i>with one power, one USB-C, two USB-A</i> .
	• Two power, one USB-C	+\$493	Specify <i>with two power, one USB-C</i> .

	<b>Options</b>	<b>U.S. Price</b>	<b>Required to Specify</b>
<b>Surface Materials</b>	<b>Worksurface</b>		
	• Laminate		
	– Laminate price group 2	See information at left	Specify laminate color number.
	– Laminate price group 3	See information at left	Specify laminate color number.
	– Open Line laminate	+\$102 plus cost of laminate	► See <i>Surface Materials Reference Manual</i> .
	• Wood veneer		
	– Wood group 2	Prices at right	Specify wood color number.
	– Wood group 3	Prices at right	Specify wood color number.
	– Customiz stain	No cost	Specify <i>with Customiz stain</i> .
	– Full-fill finish on wood group 1	Prices at right	► See <i>Surface Materials Reference Manual</i> . Specify full-fill finish number.
	• Glass		
	– Back painted glass	Prices at right	Specify back painted glass color number.
	• Solid surface		
	– Solid surface group A	Prices at right	Specify solid surface finish number.
– Solid surface group B	Prices at right	Specify solid surface finish number.	
– Solid surface group C	Prices at right	Specify solid surface finish number.	
– Solid surface group D	Prices at right	Specify solid surface finish number.	
	<b>Column</b>		
	• Paint price group 1	No cost	Specify paint color number.
	• Paint price group 2	+\$207	Specify paint color number.
	• Paint price group 3	+\$277	Specify paint color number.
	<b>Power grommet</b>		
	• Paint price group 1	No cost	Specify paint color number.
	• Paint price group 2	+\$ 17	Specify paint color number.
	• Paint price group 3	+\$ 27	Specify paint color number.
<b>Grain Direction</b>	<b>Laminate</b>		
	• No grain direction	No cost	Specify <i>with no grain direction</i> .
	• Short grain (on 54"W and 60"W)	No cost	Specify <i>with short grain</i> .
	• Long grain	No cost	Specify <i>with long grain</i> .
	<b>Wood veneer</b>		
	• Short grain	No cost	Specify <i>with short grain</i> .
	• Long grain	No cost	Specify <i>with long grain</i> .

► **Specification Information, on next page**

**For laminate group 2 and 3 pricing, please refer to the electronic catalog or SmartTools.**

  
**For Canadian Pricing**  
Multiply U.S. Price by the Canadian price factor.  
► See page 1 for details.

## Wall-Mounted Personal Worksurfaces, continued

► Options, on previous page

### Specification Information

Style Number	Dimensions D W	U.S. Base Prices				Options (Add \$ to Base Price)						
		Laminate Price Group 1	Wood Group 1	Back Painted Glass	Solid Surface				Wood			
					Group A	Group B	Group C	Group D	Wood Group 2	Wood Group 3	Full-Fill Finish on Wood Group 1	

### Personal Perpendicular Worksurfaces



MCKALT1WSP	D	W	Laminate Price Group 1	Wood Group 1	Back Painted Glass	Solid Surface Group A	Solid Surface Group B	Solid Surface Group C	Solid Surface Group D	Wood Group 2	Wood Group 3	Full-Fill Finish on Wood Group 1
	30"	48"	\$6251	\$6882	\$7648	\$ 9122	\$ 9267	\$ 9419	\$ 9577	+\$ 63	+\$225	+\$ 63
	30"	54"	\$6639	\$7270	\$8036	\$ 9510	\$ 9655	\$ 9807	\$ 9965	+\$ 63	+\$225	+\$ 63
	30"	60"	\$7053	\$7765	\$8715	\$10,239	\$10,560	\$10,909	\$11,295	+\$ 96	+\$332	+\$ 96
	30"	66"	\$7494	\$8206	\$9156	\$10,680	\$11,001	\$11,350	\$11,736	+\$ 96	+\$332	+\$ 96
	30"	72"	\$7964	\$8676	\$9626	\$11,150	\$11,471	\$11,820	\$12,206	+\$ 96	+\$332	+\$ 96
	36"	48"	\$6377	\$7008	\$7774	\$ 9248	\$ 9393	\$ 9545	\$ 9703	+\$ 93	+\$293	+\$ 93
	36"	54"	\$6773	\$7404	\$8170	\$ 9644	\$ 9789	\$ 9941	\$10,099	+\$ 93	+\$293	+\$ 93
	36"	60"	\$7198	\$7910	\$8860	\$10,384	\$10,705	\$11,054	\$11,440	+\$132	+\$459	+\$132
	36"	66"	\$7647	\$8359	\$9309	\$10,833	\$11,154	\$11,503	\$11,889	+\$132	+\$459	+\$132
	36"	72"	\$8127	\$8839	\$9789	\$11,313	\$11,634	\$11,983	\$12,369	+\$132	+\$459	+\$132

Tip: Wood group 2 and wood group 3 upcharges are in addition to wood group 1.

► Specification Information, continued on next page



#### For Canadian Pricing

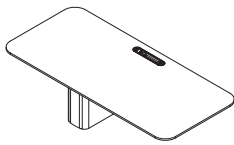
Multiply U.S. Price by the Canadian price factor.

► See page 1 for details.

► Specification Information, continued from previous page

Specification Information											
Style Number	Dimensions D W		U.S. Base Prices							Options (Add \$ to Base Price)	
			Laminate Price Group 1	Wood Group 1	Back Painted Glass	Solid Surface Group A Group B Group C Group D				Wood Wood Group 2 Wood Group 3 Full-Fill Finish on Wood Group 1	

Personal Parallel Worksurfaces



MCKALT1WSPL	30"	54"	\$6639	\$7270	\$8036	\$ 9510	\$ 9655	\$ 9807	\$ 9965	+\$ 63	+\$225	+\$ 63
	30"	60"	\$7053	\$7765	\$8715	\$10,239	\$10,560	\$10,909	\$11,295	+\$ 96	+\$332	+\$ 96
	30"	66"	\$7494	\$8206	\$9156	\$10,680	\$11,001	\$11,350	\$11,736	+\$ 96	+\$332	+\$ 96
	30"	72"	\$7964	\$8676	\$9626	\$11,150	\$11,471	\$11,820	\$12,206	+\$ 96	+\$332	+\$ 96
	36"	54"	\$6773	\$7404	\$8170	\$ 9644	\$ 9789	\$ 9941	\$10,099	+\$ 93	+\$293	+\$ 93
	36"	60"	\$7198	\$7910	\$8860	\$10,384	\$10,705	\$11,054	\$11,440	+\$132	+\$459	+\$132
	36"	66"	\$7647	\$8359	\$9309	\$10,833	\$11,154	\$11,503	\$11,889	+\$132	+\$459	+\$132
	36"	72"	\$8127	\$8839	\$9789	\$11,313	\$11,634	\$11,983	\$12,369	+\$132	+\$459	+\$132

Tip: Wood group 2 and wood group 3 upcharges are in addition to wood group 1.

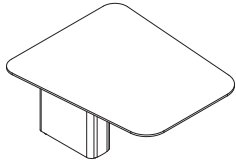


**For Canadian Pricing**

Multiply U.S. Price by the Canadian price factor.

► See page 1 for details.

# Wall-Mounted Collaborative Worksurfaces



Collaborative work surface

*Tip: Wall-mounted work surfaces require wall blocking. See the installation instructions for detailed information.*

Standard Includes	Required to Specify
<ul style="list-style-type: none"> <li>▶ Need help? Product details, page 14</li> <li>• Worksurface: laminate price group 1</li> <li>• Worksurface edge: plastic</li> <li>• Column: paint price group 1</li> <li>• Column cap: plastic</li> <li>• Understructure: P631 Dark Heather Grey PET</li> <li>• Attachment hardware</li> </ul>	<ol style="list-style-type: none"> <li>1 Style number</li> <li>2 Depth (see below under Required Selections)</li> <li>3 Width (see below under Required Selections)</li> <li>4 Column height (see below under Required Selections)</li> <li>5 Power type (see below under Required Selections)</li> <li>6 Permanent power (see below under Required Selections)</li> <li>7 Permanent power infeed length (see below under Required Selections)</li> <li>8 Surface power (see below under Required Selections)</li> <li>9 Laminate color number for work surface</li> <li>10 Plastic color number for work surface edge</li> <li>11 Paint color number for column</li> <li>12 Plastic color number for column cap</li> <li>13 Paint color number for power grommet</li> <li>14 Options, if selected (see below)</li> </ol> <p>▶ See <i>Surface Materials</i>, page 134.</p>

*Tip: Collaborative work surfaces are not available as parametric.*

	Required Selections	U.S. Price	Required to Specify
<b>Depth</b>	<ul style="list-style-type: none"> <li>• 42"D</li> <li>• 48"D</li> <li>• 54"D</li> </ul>	<ul style="list-style-type: none"> <li>Prices at right</li> <li>Prices at right</li> <li>Prices at right</li> </ul>	<ul style="list-style-type: none"> <li>Specify with 42"D.</li> <li>Specify with 48"D.</li> <li>Specify with 54"D.</li> </ul>
<b>Width</b>	<ul style="list-style-type: none"> <li>• 36"W</li> <li>• 42"W</li> </ul>	<ul style="list-style-type: none"> <li>Prices at right</li> <li>Prices at right</li> </ul>	<ul style="list-style-type: none"> <li>Specify with 36"W.</li> <li>Specify with 42"W.</li> </ul>
<b>Column Height</b>	<ul style="list-style-type: none"> <li>• Seated height, fixed</li> <li>• Standing height, fixed</li> <li>• Height adjustable</li> </ul>	<ul style="list-style-type: none"> <li>No cost</li> <li>+\$ 69</li> <li>+\$317</li> </ul>	<ul style="list-style-type: none"> <li>Specify with seated height, fixed.</li> <li>Specify with standing height, fixed.</li> <li>Specify with height adjustable.</li> </ul>
<b>Power Type</b>	<ul style="list-style-type: none"> <li>• No power</li> <li>• Plug</li> <li>• Hardwire</li> </ul>	<ul style="list-style-type: none"> <li>No cost</li> <li>No cost</li> <li>+\$ 41</li> </ul>	<ul style="list-style-type: none"> <li>Specify with no power.</li> <li>Specify with plug.</li> <li>Specify with hardwire.</li> </ul>
<b>Permanent Power</b>	<ul style="list-style-type: none"> <li>• No power</li> <li>• Three power, two USB</li> <li>• Three power, one data</li> <li>• Two power, two data</li> <li>• Two power, two USB, one data</li> <li>• One power, two USB, two data</li> </ul>	<ul style="list-style-type: none"> <li>No cost</li> <li>+\$205</li> <li>+\$205</li> <li>+\$353</li> <li>+\$353</li> <li>+\$353</li> </ul>	<ul style="list-style-type: none"> <li>Specify with no permanent power.</li> <li>Specify with three power, two USB.</li> <li>Specify with three power, one data.</li> <li>Specify with two power, two data.</li> <li>Specify with two power, two USB, one data.</li> <li>Specify with one power, two USB, two data.</li> </ul>
<b>Permanent Power Cord Length</b>	<ul style="list-style-type: none"> <li>• 108"L</li> <li>• 144"L</li> </ul>	<ul style="list-style-type: none"> <li>No cost</li> <li>+\$104</li> </ul>	<ul style="list-style-type: none"> <li>Specify with 108"L.</li> <li>Specify with 144"L.</li> </ul>
<b>Surface Power</b>	<ul style="list-style-type: none"> <li>• No work surface power</li> <li>• Three power</li> <li>• Two power, two USB-A</li> <li>• One power, one USB-C, two USB-A</li> <li>• Two power, one USB-C</li> </ul>	<ul style="list-style-type: none"> <li>No cost</li> <li>+\$190</li> <li>+\$353</li> <li>+\$493</li> <li>+\$493</li> </ul>	<ul style="list-style-type: none"> <li>Specify with no work surface power.</li> <li>Specify with three power.</li> <li>Specify with two power, two USB-A.</li> <li>Specify with one power, one USB-C, two USB-A.</li> <li>Specify with two power, one USB-C.</li> </ul>



**For Canadian Pricing**  
 Multiply U.S. Price by the Canadian price factor.  
 ▶ See page 1 for details.

**For laminate group 2 and 3 pricing, please refer to the electronic catalog or SmartTools.**

	Options	U.S. Price	Required to Specify
<b>Surface Materials</b>	<b>Worksurface</b>		
	• Laminate		
	– Laminate price group 2	See information at left	Specify laminate color number.
	– Laminate price group 3	See information at left	Specify laminate color number.
	– Open Line laminate	+\$102 plus cost of laminate	▶ See <i>Surface Materials Reference Manual</i> .
	• Wood veneer		
	– Wood group 2	Prices at right	Specify wood color number.
	– Wood group 3	Prices at right	Specify wood color number.
	– Customiz stain	No cost	Specify <i>with Customiz stain</i> .
	– Full-fill finish on wood group 1	Prices at right	▶ See <i>Surface Materials Reference Manual</i> . Specify full-fill finish number.
	• Glass		
	– Back painted glass	Prices at right	Specify back painted glass color number.
	• Solid surface		
	– Solid surface group A	Prices at right	Specify solid surface finish number.
	– Solid surface group B	Prices at right	Specify solid surface finish number.
– Solid surface group C	Prices at right	Specify solid surface finish number.	
– Solid surface group D	Prices at right	Specify solid surface finish number.	
	<b>Column</b>		
	• Paint price group 1	No cost	Specify paint color number.
	• Paint price group 2	+\$207	Specify paint color number.
	• Paint price group 3	+\$277	Specify paint color number.
	<b>Power grommet</b>		
	• Paint price group 1	No cost	Specify paint color number.
	• Paint price group 2	+\$ 17	Specify paint color number.
	• Paint price group 3	+\$ 27	Specify paint color number.
	<b>Power grommet lid on collaborative worksurface</b>		
	• Paint price group 1	No cost	Specify paint color number.
	• Paint price group 2	+\$ 9	Specify paint color number.
	• Paint price group 3	+\$ 22	Specify paint color number.
<b>Grain Direction</b>	<b>Laminate</b>		
	• No grain direction	No cost	Specify <i>with no grain direction</i> .
	• Short grain (on 54"W and 60"W)	No cost	Specify <i>with short grain</i> .
	• Long grain	No cost	Specify <i>with long grain</i> .
	<b>Wood veneer</b>		
	• Short grain	No cost	Specify <i>with short grain</i> .
	• Long grain	No cost	Specify <i>with long grain</i> .

▶ **Specification Information, on next page**



**For Canadian Pricing**  
Multiply U.S. Price by the  
Canadian price factor.  
▶ See page 1 for details.

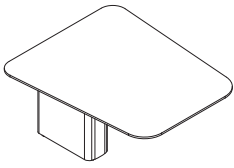
## Wall-Mounted Collaborative Worksurfaces, continued

► Options, on previous page

### Specification Information

Style Number	Dimensions D W		U.S. Base Prices						Options (Add \$ to Base Price)			
			Laminate Price Group 1	Wood Group 1	Back Painted Glass	Solid Surface				Wood		
						Group A	Group B	Group C	Group D	Wood Group 2	Wood Group 3	Full-Fill Finish on Wood Group 1

### Collaborative Worksurfaces



Style Number	D	W	Laminate Price Group 1	Wood Group 1	Back Painted Glass	Solid Surface Group A	Solid Surface Group B	Solid Surface Group C	Solid Surface Group D	Wood Group 2	Wood Group 3	Full-Fill Finish on Wood Group 1
<b>MCKALT1WSC</b>	42"	36"	\$5883	\$6443	\$7122	\$ 8040	\$ 8147	\$ 8260	\$ 8381	+\$ 63	+\$225	+\$ 63
	42"	42"	\$6002	\$6562	\$7241	\$ 8159	\$ 8266	\$ 8379	\$ 8500	+\$ 93	+\$293	+\$ 93
	48"	42"	\$6125	\$6685	\$7364	\$ 8282	\$ 8389	\$ 8502	\$ 8623	+\$ 93	+\$293	+\$ 93
	54"	42"	\$6245	\$6805	\$7484	\$ 8402	\$ 8509	\$ 8622	\$ 8743	+\$ 93	+\$293	+\$ 93



#### For Canadian Pricing

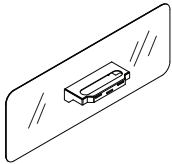
Multiply U.S. Price by the Canadian price factor.

► See page 1 for details.



# Privacy/Modesty Screens

## Glass Privacy/Modesty Screens



*Tip: Privacy/modesty screens are only available on personal perpendicular worksurfaces.*

Standard Includes		Required to Specify
<ul style="list-style-type: none"> <li>▶ Need help? Product details, page 14</li> </ul>	<ul style="list-style-type: none"> <li>• 18"H privacy/modesty screen: glass</li> <li>• Frame: painted price group 1</li> <li>• Attachment hardware: paint price group 1</li> </ul>	<ol style="list-style-type: none"> <li>1 Style number</li> <li>2 Width (see below under Required Selections)</li> <li>3 Glass color number for screen</li> <li>4 Paint color number for metal frame</li> <li>5 Paint color number for attachment hardware</li> <li>6 Options, if selected (see below)</li> </ol> <ul style="list-style-type: none"> <li>▶ See <i>Surface Materials</i>, page 134.</li> </ul>

	Required Selections	U.S. Price	Required to Specify
<b>Width</b>	<ul style="list-style-type: none"> <li>• 36"W</li> <li>• 48"W</li> </ul>	Price below Price below	Specify <i>with 36"W</i> . Specify <i>with 48"W</i> .

	Options	U.S. Price	Required to Specify
<b>Surface Materials</b>	<b>Frame</b>		
	<ul style="list-style-type: none"> <li>• Paint price group 1</li> <li>• Paint price group 2</li> <li>• Paint price group 3</li> </ul>	No cost +\$ 72 +\$138	Specify paint color number. Specify paint color number. Specify paint color number.
<b>Related Products</b>	<b>Attachment hardware</b>		
	<ul style="list-style-type: none"> <li>• Paint price group 1</li> <li>• Paint price group 2</li> <li>• Paint price group 3</li> </ul>	No cost +\$ 12 +\$ 27	Specify paint color number. Specify paint color number. Specify paint color number.
	<ul style="list-style-type: none"> <li>• Mackinac settings</li> <li>• Wall-mounted worksurfaces</li> </ul>		<ul style="list-style-type: none"> <li>▶ Page 106</li> <li>▶ Page 114</li> </ul>

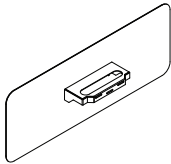
Specification Information		
Style Number	U.S. Base Prices	
	36"W	48"W
<b>MCKPMGLASS</b>	\$2605	\$2880



**For Canadian Pricing**  
 Multiply U.S. Price by the Canadian price factor.  
 ▶ See page 1 for details.



## Fabric Privacy/Modesty Screens



*Tip: Privacy/modesty screens are only available on personal perpendicular worksurfaces.*

	Standard Includes	Required to Specify
▶ Need help? Product details, page 14	<ul style="list-style-type: none"> <li>• Privacy/modesty screen: fabric price group 1</li> <li>• Attachment hardware: paint price group 1</li> </ul>	<ol style="list-style-type: none"> <li>1 Style number</li> <li>2 Width (see below under Required Selections)</li> <li>3 Height (see below under Required Selections)</li> <li>4 Fabric color number for screen</li> <li>5 Paint color number for attachment hardware</li> <li>6 Options, if selected (see below)</li> </ol> <p>▶ See <i>Surface Materials</i>, page 134.</p>

	Required Selections	U.S. Price	Required to Specify
<b>Width</b>	<ul style="list-style-type: none"> <li>• 36"W</li> <li>• 48"W</li> </ul>	Prices below Prices below	Specify with 36"W. Specify with 48"W.
<b>Height</b>	<ul style="list-style-type: none"> <li>• 18"H</li> <li>• 24"H</li> </ul>	Prices below Prices below	Specify with 18"H. Specify with 24"H.

	Options	U.S. Price	Required to Specify
<b>Surface Materials</b>	<b>Screen</b> <ul style="list-style-type: none"> <li>• Fabric price group 1</li> <li>• Fabric price group 2</li> <li>• Fabric price group 3</li> <li>• Fabric price group 4</li> <li>• Fabric price group 5</li> </ul>	Prices below Prices below Prices below Prices below Prices below	Specify fabric color number. Specify fabric color number. Specify fabric color number. Specify fabric color number. Specify fabric color number.
	<b>Attachment hardware</b> <ul style="list-style-type: none"> <li>• Paint price group 1</li> <li>• Paint price group 2</li> <li>• Paint price group 3</li> </ul>	No cost +\$12 +\$27	Specify paint color number. Specify paint color number. Specify paint color number.
<b>Related Products</b>	<ul style="list-style-type: none"> <li>• Mackinac settings</li> <li>• Wall-mounted worksurfaces</li> </ul>		▶ Page 106 ▶ Page 114

Specification Information						
Style Number	Dimension W H	U.S. Base Prices				
		Fabric Price Group 1	Fabric Price Group 2	Fabric Price Group 3	Fabric Price Group 4	Fabric Price Group 5
MCKPMFABRIC	36" 18"	\$ 960	\$ 994	\$1032	\$1065	\$1098
	48" 18"	\$1061	\$1095	\$1133	\$1166	\$1199
	36" 24"	\$1199	\$1233	\$1271	\$1304	\$1337
	48" 24"	\$1335	\$1369	\$1407	\$1440	\$1473



**For Canadian Pricing**  
Multiply U.S. Price by the Canadian price factor.  
▶ See page 1 for details.

# Tower Shrouds

Standard Includes		Required to Specify
<ul style="list-style-type: none"> <li>▶ Need help? Product details, page 14</li> </ul>	<ul style="list-style-type: none"> <li>• Tower shroud: fabric price group 1</li> <li>• Shroud attachment hardware</li> <li>• Monitor mounting hardware for monitor mount kit</li> <li>• Cable routing cover for monitor mount kit: fabric defaulted to match tower shroud; if three full shrouds with monitor mount hardware kit is selected</li> </ul>	<ol style="list-style-type: none"> <li>1 Style number</li> <li>2 Width (see below under Required Selections)</li> <li>3 Fabric color number for tower shroud</li> <li>4 Options, if selected (see below)                             <ul style="list-style-type: none"> <li>▶ See <i>Surface Materials</i>, page 134.</li> </ul> </li> </ol>

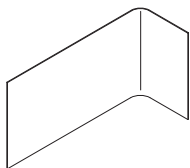
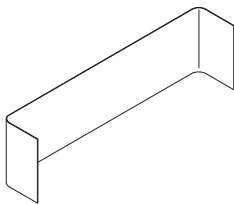
Required Selections	U.S. Price	Required to Specify
<b>Width</b> <ul style="list-style-type: none"> <li>• 54"W</li> <li>• 60"W</li> <li>• 66"W</li> <li>• 72"W</li> </ul>	Prices below and at right Prices below and at right Prices below and at right Prices below and at right	Specify <i>with 54"W</i> . Specify <i>with 60"W</i> . Specify <i>with 66"W</i> . Specify <i>with 72"W</i> .

Options	U.S. Price	Required to Specify
<b>Surface Materials</b> <ul style="list-style-type: none"> <li>• Fabric price group 1</li> <li>• Fabric price group 3</li> <li>• Fabric price group 4</li> </ul>	Prices below and at right Prices below and at right Prices below and at right	Specify fabric color number. Specify fabric color number. Specify fabric color number.
<b>Handedness</b> <ul style="list-style-type: none"> <li>• Left hand</li> <li>• Right hand</li> </ul>	No cost No cost	Specify <i>with left hand</i> . Specify <i>with right hand</i> .
<b>Related Products</b> <ul style="list-style-type: none"> <li>• Mackinac settings</li> <li>• Tower</li> </ul>		<ul style="list-style-type: none"> <li>▶ Page 106</li> <li>▶ Page 128</li> </ul>

Tip: Handedness is determined by the location of the outer side of the tower shroud per Side A or Side B of the foundation.

Specification Information					
Style Number	Width	U.S. Base Prices			
		Fabric Price Group 1	Fabric Price Group 3	Fabric Price Group 4	

Tip: Shrouds for upper section are for the top opening of the tower only.



## Full Length, Upper Section

MCKUTSUFL	Width	Fabric Price Group 1	Fabric Price Group 3	Fabric Price Group 4
	54"	\$ 481	\$1178	\$1245
	60"	\$ 686	\$1591	\$1659
	66"	\$ 892	\$2004	\$2075
	72"	\$1098	\$2419	\$2489

## Half Length, Upper Section

MCKUTSUHL	Width	Fabric Price Group 1	Fabric Price Group 3	Fabric Price Group 4
	54"	\$ 206	\$ 623	\$ 692
	60"	\$ 412	\$1037	\$1109
	66"	\$ 617	\$1451	\$1522
	72"	\$ 822	\$1866	\$1934

▶ Specification Information, continued on next page



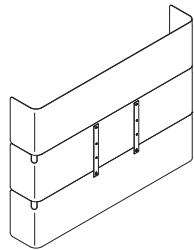
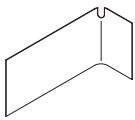
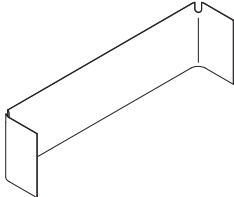
**For Canadian Pricing**  
 Multiply U.S. Price by the Canadian price factor.  
 ▶ See page 1 for details.

► **Specification Information, continued from previous page**

**Specification Information**

Style Number	Width	U.S. Base Prices		
		Fabric Price Group 1	Fabric Price Group 3	Fabric Price Group 4

Tip: Shrouds for lower section are for the middle and bottom opening of the tower only.



**Full Length, Lower Section**

MCKUTSFL	Width	Fabric Price Group 1	Fabric Price Group 3	Fabric Price Group 4
	54"	\$ 481	\$1178	\$1245
	60"	\$ 686	\$1591	\$1659
	66"	\$ 892	\$2004	\$2075
	72"	\$1098	\$2419	\$2489

**Half Length, Lower Section**

MCKUTSHL	Width	Fabric Price Group 1	Fabric Price Group 3	Fabric Price Group 4
	54"	\$ 206	\$ 623	\$ 692
	60"	\$ 412	\$1037	\$1109
	66"	\$ 617	\$1451	\$1522
	72"	\$ 822	\$1866	\$1934

**Three Full Shrouds with Monitor Mount Hardware Kit**

MCKUTSMA	Width	Fabric Price Group 1	Fabric Price Group 3	Fabric Price Group 4
	54"	\$1782	\$4006	\$4217
	60"	\$2399	\$5250	\$5459
	66"	\$3015	\$6492	\$6700
	72"	\$3632	\$7735	\$7943

Tip: When using the monitor shroud, a worksurface cannot be placed on that side of foundation.

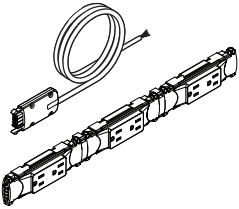
Tip: Powerway is required if tower has monitor mount shroud.



**For Canadian Pricing**  
 Multiply U.S. Price by the Canadian price factor.  
 ► See page 1 for details.

# Mackinac Power Components

## Foundation Power Starter Kit



Tip: Modular infeed is only available in 72"L.

Tip: If Chicago power is needed, specify **MCKPOWERJB**.

Tip: Infeed can only be specified if standard power type is selected.

Standard Includes	Required to Specify
<ul style="list-style-type: none"> <li>▶ Need help? Product details, page 14</li> <li>• Infeed harness</li> <li>• Power block</li> <li>• Three duplex receptacles</li> </ul>	<ul style="list-style-type: none"> <li>1 Style number</li> <li>2 Length (see below under Required Selections)</li> <li>3 Options, if selected (see below)</li> </ul>

Required Selections	U.S. Price	Required to Specify
<b>Length</b> <ul style="list-style-type: none"> <li>• 72"L</li> <li>• 144"L</li> <li>• 288"L</li> </ul>	<ul style="list-style-type: none"> <li>Price below</li> <li>Price below</li> <li>Price below</li> </ul>	<ul style="list-style-type: none"> <li>Specify with 72"L.</li> <li>Specify with 144"L.</li> <li>Specify with 288"L.</li> </ul>

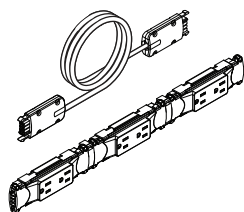
Options	U.S. Price	Required to Specify
<b>Power Type</b> <ul style="list-style-type: none"> <li>• Standard power</li> <li>• New York power</li> <li>• San Francisco power</li> </ul>	<ul style="list-style-type: none"> <li>No cost</li> <li>No cost</li> <li>No cost</li> </ul>	<ul style="list-style-type: none"> <li>Specify with <i>standard power</i>.</li> <li>Specify with <i>New York power</i>.</li> <li>Specify with <i>San Francisco power</i>.</li> </ul>
<b>Infeed</b> <ul style="list-style-type: none"> <li>• Modular</li> <li>• Hardwire</li> </ul>	<ul style="list-style-type: none"> <li>No cost</li> <li>No cost</li> </ul>	<ul style="list-style-type: none"> <li>Specify with <i>modular</i>.</li> <li>Specify with <i>hardwire</i>.</li> </ul>
<b>Duplex Receptacle 1</b> <ul style="list-style-type: none"> <li>• Circuit one with circuit control</li> <li>• Circuit one without circuit control</li> <li>• Circuit two with circuit control</li> <li>• Circuit two without circuit control</li> </ul>	<ul style="list-style-type: none"> <li>No cost</li> <li>No cost</li> <li>No cost</li> <li>No cost</li> </ul>	<ul style="list-style-type: none"> <li>Specify with <i>circuit one with circuit control</i>.</li> <li>Specify with <i>circuit one without circuit control</i>.</li> <li>Specify with <i>circuit two with circuit control</i>.</li> <li>Specify with <i>circuit two without circuit control</i>.</li> </ul>
<b>Duplex Receptacle 2</b> <ul style="list-style-type: none"> <li>• Circuit one with circuit control</li> <li>• Circuit one without circuit control</li> <li>• Circuit two with circuit control</li> <li>• Circuit two without circuit control</li> </ul>	<ul style="list-style-type: none"> <li>No cost</li> <li>No cost</li> <li>No cost</li> <li>No cost</li> </ul>	<ul style="list-style-type: none"> <li>Specify with <i>circuit one with circuit control</i>.</li> <li>Specify with <i>circuit one without circuit control</i>.</li> <li>Specify with <i>circuit two with circuit control</i>.</li> <li>Specify with <i>circuit two without circuit control</i>.</li> </ul>
<b>Duplex Receptacle 3</b> <ul style="list-style-type: none"> <li>• Circuit one with circuit control</li> <li>• Circuit one without circuit control</li> <li>• Circuit two with circuit control</li> <li>• Circuit two without circuit control</li> </ul>	<ul style="list-style-type: none"> <li>No cost</li> <li>No cost</li> <li>No cost</li> <li>No cost</li> </ul>	<ul style="list-style-type: none"> <li>Specify with <i>circuit one with circuit control</i>.</li> <li>Specify with <i>circuit one without circuit control</i>.</li> <li>Specify with <i>circuit two with circuit control</i>.</li> <li>Specify with <i>circuit two without circuit control</i>.</li> </ul>
<b>Related Products</b> <ul style="list-style-type: none"> <li>• Mackinac settings</li> <li>• Tower shrouds</li> </ul>		<ul style="list-style-type: none"> <li>▶ Page 106</li> <li>▶ Page 120</li> </ul>

Specification Information			
Style Number	U.S. Prices		
	72"L	144"L	288"L
<b>MCKPOWER2CT</b>	\$617	\$721	\$823



**For Canadian Pricing**  
 Multiply U.S. Price by the Canadian price factor.  
 ▶ See page 1 for details.

## Jumper Kit



Standard Includes	Required to Specify
<ul style="list-style-type: none"> <li>▶ Need help? Product details, page 14</li> <li>• 72" L modular jumper harness</li> <li>• Power block</li> <li>• Three duplex receptacles</li> </ul>	<ul style="list-style-type: none"> <li>1 Style number</li> <li>2 Options, if selected (see below)</li> </ul>

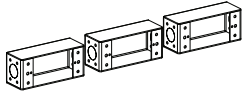
Options	U.S. Price	Required to Specify
<b>Infeed</b> <ul style="list-style-type: none"> <li>• Modular</li> <li>• Hardwire</li> </ul>	<ul style="list-style-type: none"> <li>No cost</li> <li>No cost</li> </ul>	<ul style="list-style-type: none"> <li>Specify with modular.</li> <li>Specify with hardwire.</li> </ul>
<b>Duplex Receptacle 1</b> <ul style="list-style-type: none"> <li>• Circuit one with circuit control</li> <li>• Circuit one without circuit control</li> <li>• Circuit two with circuit control</li> <li>• Circuit two without circuit control</li> </ul>	<ul style="list-style-type: none"> <li>No cost</li> <li>No cost</li> <li>No cost</li> <li>No cost</li> </ul>	<ul style="list-style-type: none"> <li>Specify with circuit one with circuit control.</li> <li>Specify with circuit one without circuit control.</li> <li>Specify with circuit two with circuit control.</li> <li>Specify with circuit two without circuit control.</li> </ul>
<b>Duplex Receptacle 2</b> <ul style="list-style-type: none"> <li>• Circuit one with circuit control</li> <li>• Circuit one without circuit control</li> <li>• Circuit two with circuit control</li> <li>• Circuit two without circuit control</li> </ul>	<ul style="list-style-type: none"> <li>No cost</li> <li>No cost</li> <li>No cost</li> <li>No cost</li> </ul>	<ul style="list-style-type: none"> <li>Specify with circuit one with circuit control.</li> <li>Specify with circuit one without circuit control.</li> <li>Specify with circuit two with circuit control.</li> <li>Specify with circuit two without circuit control.</li> </ul>
<b>Duplex Receptacle 3</b> <ul style="list-style-type: none"> <li>• Circuit one with circuit control</li> <li>• Circuit one without circuit control</li> <li>• Circuit two with circuit control</li> <li>• Circuit two without circuit control</li> </ul>	<ul style="list-style-type: none"> <li>No cost</li> <li>No cost</li> <li>No cost</li> <li>No cost</li> </ul>	<ul style="list-style-type: none"> <li>Specify with circuit one with circuit control.</li> <li>Specify with circuit one without circuit control.</li> <li>Specify with circuit two with circuit control.</li> <li>Specify with circuit two without circuit control.</li> </ul>
<b>Related Products</b> <ul style="list-style-type: none"> <li>• Mackinac settings</li> <li>• Foundation top skin</li> </ul>		<ul style="list-style-type: none"> <li>▶ Page 106</li> <li>▶ Page 130</li> </ul>

### Specification Information

Style Number	U.S. Price
MCKPOWERADD	\$481

**For Canadian Pricing**  
Multiply U.S. Price by the Canadian price factor.  
▶ See page 1 for details.

## Power Junction Boxes for Chicago Hardwiring



Standard Includes	Required to Specify
<ul style="list-style-type: none"> <li>▶ Need help? Product details, page 14</li> <li>• Three junction boxes</li> </ul>	<ul style="list-style-type: none"> <li>• Style number</li> </ul>

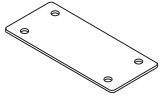
Specification Information	
• Style Number	• U.S. Price
<b>MCKPOWERJB</b>	\$120
:	:
:	:

*Tip: If Chicago power is desired, **MCKPOWERJB** must be specified.*



**For Canadian Pricing**  
 Multiply U.S. Price by the Canadian price factor.  
 ▶ See page 1 for details.

## Foundation Ganging Bracket



Standard Includes	Required to Specify
<ul style="list-style-type: none"> <li>▶ Need help? Product details, page 14</li> <li>• Foundation ganging bracket</li> </ul>	<ul style="list-style-type: none"> <li>Style number</li> </ul>

### Specification Information

Style Number	U.S. Price
MCKBRKTFD	\$137

*Tip: Foundation ganging brackets are required for any foundations that will be placed end-to-end.*

*Tip: Foundations will be shipped with end skins, even when ganging brackets are specified.*

## Tower Ganging Bracket



Standard Includes	Required to Specify
<ul style="list-style-type: none"> <li>▶ Need help? Product details, page 14</li> <li>• Tower ganging bracket: paint price group 1</li> </ul>	<ul style="list-style-type: none"> <li>1 Style number</li> <li>2 Paint for tower ganging bracket</li> <li>3 Options, if selected (see below)</li> <li>▶ See <i>Surface Materials</i>, page 134.</li> </ul>

Options	U.S. Price	Required to Specify
<b>Surface Materials</b>	<ul style="list-style-type: none"> <li>• Paint price group 1: No cost</li> <li>• Paint price group 2: +\$12</li> <li>• Paint price group 3: +\$27</li> </ul>	<ul style="list-style-type: none"> <li>Specify paint color number.</li> <li>Specify paint color number.</li> <li>Specify paint color number.</li> </ul>

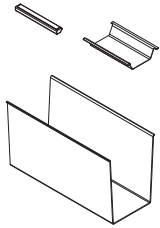
### Specification Information

Style Number	U.S. Base Price
MCKBRKTTWR	\$104



**For Canadian Pricing**  
 Multiply U.S. Price by the Canadian price factor.  
 ▶ See page 1 for details.

## Personal Drawer Accessory Package

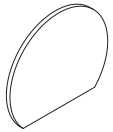


Standard Includes		Required to Specify
<ul style="list-style-type: none"> <li>▶ Need help? Product details, page 17</li> </ul>	<ul style="list-style-type: none"> <li>• Liner: PET</li> <li>• Pencil tray</li> <li>• Light</li> </ul>	Style number

Related Products	Required to Specify
<ul style="list-style-type: none"> <li>• Mackinac settings</li> <li>• Tower shrouds</li> <li>• Mackinac electrical components for foundation</li> </ul>	<ul style="list-style-type: none"> <li>▶ Page 106</li> <li>▶ Page 120</li> <li>▶ Page 122</li> </ul>

Specification Information	
• Style Number	• U.S. Price
MCKDRWACC	\$239

## Monitor Mount Pad

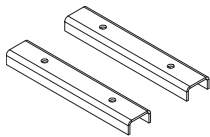


*Tip: Monitor mount pads are recommended to be used when specifying either a CF Evolution or Eyesite monitor mount that mounts through the Mackinac personal work-surface grommet.*

Standard Includes	Required to Specify
<ul style="list-style-type: none"> <li>• Pad</li> </ul>	Style number

Specification Information	
• Style Number	• U.S. Price
MCKMMP	\$34

## Foundation Floor Attachment Kit



Standard Includes	Required to Specify
<ul style="list-style-type: none"> <li>• Floor attachment kit</li> </ul>	Style number

Specification Information	
• Style Number	• U.S. Price
MCKBRKFL	\$137



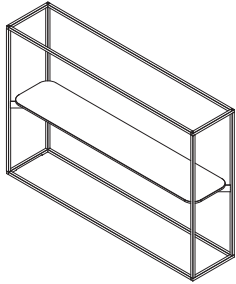
**For Canadian Pricing**  
 Multiply U.S. Price by the Canadian price factor.  
 ▶ See page 1 for details.





# Mackinac Components for Future Additions or Reconfiguration

## Tower



Tip: Tower must be same size width as the foundation.

Tip: If adding a tower to an existing foundation without a tower, a new foundation top skin will be needed to fit within the tower frame.

**For laminate price group 2 and 3 pricing,** please refer to the electronic catalog or SmartTools.

	Standard Includes	Required to Specify
▶ Need help? Product details, page 14	<ul style="list-style-type: none"> <li>12"D frame: paint price group 1</li> <li>One shelf: laminate price group 1, if one shelf is selected</li> <li>Two shelves: laminate price group 1, if two shelves are selected</li> <li>Edge on shelves: plastic</li> </ul>	<ol style="list-style-type: none"> <li>Style number</li> <li>Width (see below under Required Selections)</li> <li>Number of shelves (see below under Required Selections)</li> <li>Paint color number for frame</li> <li>Laminate color number for shelves</li> <li>Plastic color number for shelf edge</li> <li>Options, if selected (see below)</li> </ol> <p>▶ See <i>Surface Materials</i>, page 134.</p>

	Required Selections	U.S. Price	Required to Specify
<b>Width</b>	<ul style="list-style-type: none"> <li>54"W</li> <li>60"W</li> <li>66"W</li> <li>72"W</li> </ul>	Prices at right Prices at right Prices at right Prices at right	Specify with 54"W. Specify with 60"W. Specify with 66"W. Specify with 72"W.

<b>Number of Shelves</b>	<ul style="list-style-type: none"> <li>One shelf</li> <li>Two shelves</li> </ul>	+\$353 +\$706	Specify with one shelf. Specify with two shelves.
--------------------------	--	------------------	--

	Options	U.S. Price	Required to Specify
<b>Surface Materials</b>	<b>Tower frame finish</b>		
	<ul style="list-style-type: none"> <li>Paint price group 1</li> <li>Paint price group 2</li> <li>Paint price group 3</li> </ul>	No cost +\$ 88 +\$181	Specify paint color number. Specify paint color number. Specify paint color number.
	<ul style="list-style-type: none"> <li>Tower shelf finish (per shelf)</li> <li>Laminate price group 2</li> <li>Laminate price group 3</li> </ul>	Prices at right See information at left See information at left	Specify tower shelf finish. Specify laminate color number. Specify laminate color number.
<b>Grain Direction</b>	<b>Laminate</b>		
	<ul style="list-style-type: none"> <li>No grain direction</li> <li>Short grain</li> <li>Long grain</li> </ul>	No cost No cost No cost	Specify with no grain direction. Specify with short grain. Specify with long grain.
<b>Lighting</b>	<b>Wood veneer</b>		
	<ul style="list-style-type: none"> <li>Short grain</li> <li>Long grain</li> </ul>	No cost No cost	Specify with short grain. Specify with long grain.
	<b>Tower lighting lower shelf on 54"W or 60"W</b>		
	<ul style="list-style-type: none"> <li>No lighting</li> <li>With lighting</li> </ul>	No cost +\$104	Specify with no lighting. Specify with lighting.
<b>Lighting</b>	<b>Tower lighting upper shelf on 54"W or 60"W</b>		
	<ul style="list-style-type: none"> <li>No lighting</li> <li>With lighting</li> </ul>	No cost +\$104	Specify with no lighting. Specify with lighting.
	<b>Tower lighting lower shelf on 66"W or 72"W</b>		
	<ul style="list-style-type: none"> <li>No lighting</li> <li>With lighting</li> </ul>	No cost +\$206	Specify with no lighting. Specify with lighting.
<b>Lighting</b>	<b>Tower lighting upper shelf on 66"W or 72"W</b>		
	<ul style="list-style-type: none"> <li>No lighting</li> <li>With lighting</li> </ul>	No cost +\$206	Specify with no lighting. Specify with lighting.

<b>Related Products</b>	<ul style="list-style-type: none"> <li>Mackinac settings</li> <li>Tower shrouds</li> </ul>	▶ Page 106 ▶ Page 120
-------------------------	--	--------------------------

▶ Options, continued on next page



### For Canadian Pricing

Multiply U.S. Price by the Canadian price factor.

▶ See page 1 for details.

► Options, continued from previous page

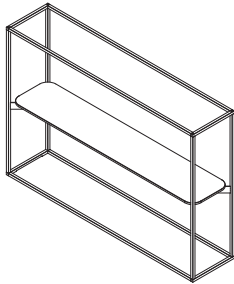
### Tower Shelf Finish Upcharges

Tip: Wood group 2 and wood group 3 upcharges are in addition to wood group 1 upcharge.

Width	Options (Add \$ to Base Price)								
	Open Line laminate (plus cost of laminate)	Wood Group 1	Wood		Back Painted Glass	Solid Surface			
			Wood Group 2	Wood Group 3		Group A	Group B	Group C	Group D
<b>Tower Shelf (per shelf)</b>									
54"W	+\$102	+\$ 69	+\$22	+\$63	+\$277	+\$342	+\$377	+\$ 416	+\$ 457
60"W	+\$102	+\$137	+\$22	+\$63	+\$416	+\$481	+\$529	+\$ 583	+\$ 640
66"W	+\$102	+\$206	+\$22	+\$63	+\$556	+\$617	+\$678	+\$ 747	+\$ 821
72"W	+\$102	+\$275	+\$22	+\$63	+\$693	+\$892	+\$954	+\$1021	+\$1089

### Specification Information

Style Number	Dimensions D W	U.S. Base Price
--------------	-------------------	-----------------

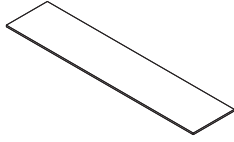


<b>MCKUT</b>	12"	54"	\$3418
	12"	60"	\$3798
	12"	66"	\$4219
	12"	72"	\$4688

 **For Canadian Pricing**  
Multiply U.S. Price by the  
Canadian price factor.  
► See page 1 for details.

# Mackinac Components for Future Additions or Reconfiguration

## Foundation Top Skin



*Tip: Foundation top skin is made available as a replacement after the addition or removal of a tower or if powerway for monitor mount is desired after the initial order.*

**For laminate price group 2 and 3 pricing, please refer to the electronic catalog or SmartTools.**

*Tip: Powerway is required if tower has monitor mount shroud.*

Standard Includes		Required to Specify	
<ul style="list-style-type: none"> <li>▶ Need help? Product details, page 14</li> </ul>	<ul style="list-style-type: none"> <li>• 12"D foundation top skin: laminate price group 1</li> <li>• Edge: plastic</li> </ul>	<ol style="list-style-type: none"> <li>1 Style number</li> <li>2 Width (see below under Required Selections)</li> <li>3 Laminate color number for top skin</li> <li>4 Plastic color number for top skin edge</li> <li>5 Options, if selected (see below)</li> </ol>	<ul style="list-style-type: none"> <li>▶ See <i>Surface Materials</i>, page 134.</li> </ul>

Required Selections	U.S. Price	Required to Specify	
<b>Width</b> <ul style="list-style-type: none"> <li>• 54"W</li> <li>• 60"W</li> <li>• 66"W</li> <li>• 72"W</li> </ul>	<ul style="list-style-type: none"> <li>Prices at right</li> <li>Prices at right</li> <li>Prices at right</li> <li>Prices at right</li> </ul>	<ul style="list-style-type: none"> <li>Specify with 54"W.</li> <li>Specify with 60"W.</li> <li>Specify with 66"W.</li> <li>Specify with 72"W.</li> </ul>	

Options	U.S. Price	Required to Specify	
<b>Surface Materials</b>	<b>Laminate on foundation top skin</b> <ul style="list-style-type: none"> <li>• Laminate price group 2</li> <li>• Laminate price group 3</li> <li>• Open Line laminate</li> </ul>	<ul style="list-style-type: none"> <li>See information at left</li> <li>See information at left</li> <li>+\$102 plus cost of laminate</li> </ul>	<ul style="list-style-type: none"> <li>Specify laminate color number.</li> <li>Specify laminate color number.</li> <li>▶ See <i>Surface Materials Reference Manual</i>.</li> </ul>
	<b>Wood veneer</b> <ul style="list-style-type: none"> <li>• Wood group 2</li> <li>• Wood group 3</li> <li>• Customiz stain</li> </ul>	<ul style="list-style-type: none"> <li>Prices at right</li> <li>Prices at right</li> <li>No cost</li> </ul>	<ul style="list-style-type: none"> <li>Specify wood color number.</li> <li>Specify wood color number.</li> <li>Specify with <i>Customiz stain</i>.</li> <li>▶ See <i>Surface Materials Reference Manual</i>.</li> </ul>
	<b>Glass</b> <ul style="list-style-type: none"> <li>• Back painted glass</li> </ul>	<ul style="list-style-type: none"> <li>Prices at right</li> </ul>	<ul style="list-style-type: none"> <li>Specify back painted glass color number.</li> </ul>
	<b>Solid surface on foundation top skin</b> <ul style="list-style-type: none"> <li>• Solid surface group A</li> <li>• Solid surface group B</li> <li>• Solid surface group C</li> <li>• Solid surface group D</li> </ul>	<ul style="list-style-type: none"> <li>Prices at right</li> <li>Prices at right</li> <li>Prices at right</li> <li>Prices at right</li> </ul>	<ul style="list-style-type: none"> <li>Specify solid surface finish number.</li> <li>Specify solid surface finish number.</li> <li>Specify solid surface finish number.</li> <li>Specify solid surface finish number.</li> </ul>
<b>Grain Direction</b>	<b>Laminate</b> <ul style="list-style-type: none"> <li>• No grain direction</li> <li>• Short grain (on 54"W and 60"W)</li> <li>• Long grain</li> </ul>	<ul style="list-style-type: none"> <li>No cost</li> <li>No cost</li> <li>No cost</li> </ul>	<ul style="list-style-type: none"> <li>Specify with <i>no grain direction</i>.</li> <li>Specify with <i>short grain</i>.</li> <li>Specify with <i>long grain</i>.</li> </ul>
	<b>Wood veneer</b> <ul style="list-style-type: none"> <li>• Short grain</li> <li>• Long grain</li> </ul>	<ul style="list-style-type: none"> <li>No cost</li> <li>No cost</li> </ul>	<ul style="list-style-type: none"> <li>Specify with <i>short grain</i>.</li> <li>Specify with <i>long grain</i>.</li> </ul>
<b>Powerway</b>	<ul style="list-style-type: none"> <li>• No powerway</li> <li>• With powerway</li> </ul>	<ul style="list-style-type: none"> <li>No cost</li> <li>+\$104</li> </ul>	<ul style="list-style-type: none"> <li>Specify with <i>no powerway</i>.</li> <li>Specify with <i>powerway</i>.</li> </ul>
<b>Tower</b>	<ul style="list-style-type: none"> <li>• No tower</li> <li>• With tower</li> </ul>	<ul style="list-style-type: none"> <li>No cost</li> <li>No cost</li> </ul>	<ul style="list-style-type: none"> <li>Specify with <i>no tower</i>.</li> <li>Specify with <i>tower</i>.</li> </ul>
<b>Related Products</b>	<ul style="list-style-type: none"> <li>• Mackinac settings</li> <li>• Tower shrouds</li> <li>• Mackinac electrical components for foundation</li> </ul>		<ul style="list-style-type: none"> <li>▶ Page 106</li> <li>▶ Page 120</li> <li>▶ Page 122</li> </ul>

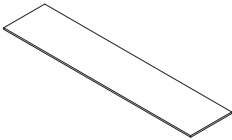


**For Canadian Pricing**  
 Multiply U.S. Price by the Canadian price factor.  
 ▶ See page 1 for details.



**Specification Information**

Style Number	Dimensions D W		U.S. Base Prices							Options (Add \$ to Base Price)	
			Laminate Price Group 1	Wood Group 1	Back Painted Glass	Solid Surface Group A Group B Group C Group D				Wood Wood Group 2 Wood Group 3	



MCKFTS	12"	54"	\$493	\$ 851	\$1049	\$1453	\$1548	\$1654	\$1770	+\$21	+\$56
	12"	60"	\$552	\$ 910	\$1108	\$1512	\$1607	\$1713	\$1829	+\$21	+\$56
	12"	66"	\$610	\$ 968	\$1166	\$1570	\$1665	\$1771	\$1887	+\$21	+\$56
	12"	72"	\$669	\$1027	\$1225	\$1629	\$1724	\$1830	\$1946	+\$21	+\$56

Tip: Wood group 2 and wood group 3 upcharges are in addition to wood group 1 upcharge.



**For Canadian Pricing**  
Multiply U.S. Price by the  
Canadian price factor.  
▶ See page 1 for details.



---

# Surface Materials

<b>Surface Materials</b>	<b>134</b>
<b>Veneer Cut Guidelines and Wood Touch-Up Kits</b>	<b>138</b>
<b>Open Line Laminate Edge Coordination Matrix</b>	<b>139</b>

# Surface Materials

This listing includes all the surface material choices that are available for the products in this specification guide.

## Resources

For more information about surface materials, refer to the following resources:

**Additional surface materials specification tools** are available to assist you in the specification process—the Surface Materials Binders.

**The global surface materials palette** is a core collection of finishes that is available across multiple geographies (Americas/EMEA – Europe, Middle East, and Africa/APAC – Asia Pacific) and on global product lines, where applicable. For a list of finishes included in the offering, see the Surface Materials Reference Manual. Additional details, like product approvals by geography and finish number conversions, can also be found in the Surface Materials Reference Manual or see [steelcase.com/surface-materials](http://steelcase.com/surface-materials).

**Surface Materials Binders** include:

- Surface Materials Reference Manual
- A complete set of swatch cards for hard surfaces, vertical surface fabrics, and seating upholstery

## Wood

Steelcase carefully selects veneer and solid wood for consistent color and grain structure. Wood is a natural material and variations will occur in color, grain and texture. These variations are part of the inherent natural beauty of wood and are not considered defects.

Forest Stewardship Council (FSC) certified wood (veneer and core) is available on most Steelcase wood products through the Specials RFQ process.

All wood products will darken with age and exposure to ultraviolet light. This is especially apparent with cherry and maple veneer. We recommend that desk accessories be rearranged periodically to ensure even aging of wood surfaces.

When storing your wood furniture, please follow the following guidelines:

- Do not store products in trailers
- Store products in areas that simulate office temperatures (60°F to 90°F)
- Store products in areas that maintain constant, office-like humidity levels
- Keep product away from light. Cover products to make sure they are not exposed to light.

**E** = Established

## Steelcase Surfaces

**Veneers** are matched for proper balance and consistency. Veneers are available flat cut or quarter cut, except for Oak, which is rift cut.  
▶ Refer to the *Veneer Cut Guidelines* on page 138 for descriptions of each cut.

**Open-pore finish** is a medium gloss finish that leaves the wood grain texture visible to the eye and distinguishable to the touch.  
*Tip: Make sure to check the cut selection across the entire order. There is no prevention to mixing cuts on a product or an order.*

## Veneer

### Wood Group 1

#### Flat-Cut Open-Pore

- 3062 FC/OP Graphite Walnut
- 3402 FC/OP Clear Cherry (Aged)
- 3412 FC/OP Natural Cherry **E**
- 3422 FC/OP Medium Cherry
- 3522 FC/OP Clear Maple
- 3592 FC/OP Blonde on Maple **E**
- 3702 FC/OP Clear Walnut
- 3712 FC/OP Natural Walnut
- 3752 FC/OP Medium Walnut **E**
- 3762 FC/OP Dark Walnut
- 3772 FC/OP Medium Mahogany on Walnut

#### Flat-Cut Open-Pore, Natural Veneer

- 3342 FC/OP Black Walnut
- 35A2 FC/OP Blanch Maple
- 37A2 FC/OP Thunder Walnut

#### Quarter-Cut Open-Pore

- 3042 QC/OP Ash **E**
- 3222 QC/OP Clear Maple
- 3292 QC/OP Blonde on Maple **E**
- 3302 QC/OP Clear Walnut
- 3312 QC/OP Natural Walnut
- 3352 QC/OP Medium Walnut **E**
- 3362 QC/OP Dark Walnut
- 3372 QC/OP Medium Mahogany on Walnut
- 3382 QC/OP Graphite Walnut

#### Quarter-Cut Open-Pore, Natural Veneer

- 32A2 QC/OP Blanch Maple
- 33A2 QC/OP Thunder Walnut
- 3392 QC/OP Black Walnut

#### Rift-Cut Open-Pore

- 3602 RC/OP Desert Oak

#### Rift-Cut Full-Fill, Natural Veneer

- 36A2 RC/OP Volcanic Oak

### Wood Group 3

#### Flat-Cut Open-Pore, Natural Veneer

- 3082 FC/OP Washed Walnut

## Wood Group 1

### Open-Pore Planked Veneer

- 3P41 OP Planked Cherry
- 3P51 OP Planked Maple
- 3P61 OP Planked Oak
- 3P71 OP Planked Walnut
- 3VFX OP Unmarked Oak

*Tip: Known for its uniqueness, planked veneer has intentional and natural variations that include, but are not limited to: character marks, grain pattern, color, and natural color aging.*

## Full-Fill

**Full-fill finish** is a medium-gloss finish that completely fills the grain texture, yet allows the grain pattern to be seen. The wood has a lustrous, satiny look, and it is smooth to the touch. This finish is available on the wood worksurface or field-installed top only.

## Wood Group 2

### Flat-Cut Full-Fill

- 3064 FC/FF Graphite Walnut
- 3404 FC/FF Clear Cherry (Aged)
- 3414 FC/FF Natural Cherry **E**
- 3424 FC/FF Medium Cherry
- 3524 FC/FF Clear Maple
- 3544 FC/FF Blonde on Maple **E**
- 3704 FC/FF Clear Walnut
- 3714 FC/FF Natural Walnut
- 3754 FC/FF Medium Walnut **E**
- 3764 FC/FF Dark Walnut
- 3774 FC/FF Medium Mahogany on Walnut

### Flat-Cut Full-Fill, Natural Veneer

- 3734 FC/FF Black Walnut

### Quarter-Cut Full-Fill

- 3224 QC/FF Clear Maple
- 3294 QC/FF Blonde on Maple **E**
- 3304 QC/FF Clear Walnut
- 3314 QC/FF Natural Walnut
- 3354 QC/FF Medium Walnut **E**
- 3364 QC/FF Dark Walnut
- 3374 QC/FF Medium Mahogany on Walnut
- 3384 QC/FF Graphite Walnut

### Quarter-Cut Full-Fill, Natural Veneer

- 3394 QC/FF Black Walnut

### Rift-Cut Full-Fill

- 3604 RC/FF Desert Oak

## Wood Group 3

### Flat-Cut Full-Fill, Natural Veneer

- 3084 FC/FF Washed Walnut



## Premium Veneers

A selection of Premium veneers in this collection are available on most Steelcase brand products. The collection will be available as close to standard leadtimes as possible. However, because adequate supplies of veneer and solids must be secured, all orders will be scheduled individually. Leadtimes will vary based on Premium veneer and Premium solids availability at the time the order is placed. The collection is available as Wood Group 3 as a part of our Select Surfaces program, and supported like standard veneers to make ordering easy. Please see the Steelcase surface materials section on [village.steelcase.com](http://village.steelcase.com) for sample information and product line availability. All premium veneers are in clear-coat.

## Wood Group 3

### Quarter-Cut Open-Pore

3832 QC/OP Figured Anegre

## Select Surfaces

For information on products within Select Surfaces, including accent paints and fabrics from Designtex, Gabriel, Kvadrat, and Pollack, please refer to the *Surface Materials Reference Manual* or visit [steelcase.com/surface-materials](http://steelcase.com/surface-materials) under the Select Surfaces section.

## Composite Veneer

Composite veneers are an engineered wood intended to create specific grain patterns and characteristics. They are pre-stained and finished with Steelcase's Clarity water-borne UV topcoat, which protects the environment while providing durability and clarity. Only open-pore finishes are available on composite wood. Composite veneer and matching edge bands are available on most Steelcase brand products. Composites, for use as a solid nosing substitute, are not available. Steelcase does not recommend mixing composite veneers with natural solid nosings because composite and natural wood grain and color matching are rarely compatible. Composite veneers are part of our Select Surfaces program as Wood Group 1 pricing.

## Wood Group 1

### Flat-Cut Open-Pore

3JDX FC/OP Oak Composite  
3JJX FC/OP Walnut Composite

### Quarter-Cut Open-Pore

3F8X QC/OP European Walnut Composite  
3GGX QC/OP Zebano Composite  
3HGX QC/OP Oak Composite  
3HVX QC/OP Walnut Composite  
3ZNX QC/OP Night Cerused Oak Composite

Ⓔ = Established

## Custom Surfaces

**Customiz stain** is a service that allows you to create your own stain colors and finishes on standard veneer. Customiz stain color is available on all product lines that offer wood veneer.

A \$500 stain-matching fee applies on CUSTOMIZ requests (Exception: The \$500 fee does not apply on matches to Coalesse standard finishes or for a low-gloss finish request on a standard color). The \$500 fee covers the cost of formulating the Customiz color finish and applies regardless of whether or not an order for product is placed.

In addition, an approval form must be signed to indicate customer acceptance of Customiz match. A \$1,500 initiation fee will be charged prior to first order entry. This initiation fee activates the finish for unlimited use on any Steelcase product for an 18 month time period. After the 18 month time period has lapsed, the Customiz finish may be reactivated for another 18 months for a \$1,000 fee at any point within five years after the \$1,500 initiation fee was paid. If the finish is not reactivated within five years after the \$1,500 initiation fee was paid, the finish will be culled and the customer will need to pay the \$1,500 initiation fee again. All style number related Customiz charges products are no cost as of April 2014. The matching and initiation fees are not discountable.

Customiz stain takes 10 days to formulate. Consult the *Surface Materials Reference Manual* for more information. Custom veneers are also available and must be quoted by Steelcase specials group. Customiz stain on custom veneers takes 2 to 4 weeks to formulate.

Requirements and information on ordering a Customiz stain color are found in the *Surface Materials Reference Manual*.

Low sheen wood finish topcoat, approximately 15 gloss level instead of standard 35 gloss level, is available through Specials at no additional cost.

## Laminate

### Steelcase Surfaces

### High-Pressure Laminate

#### Price Group 1

#### Fiber Laminate

2850 Vanadium Fiber  
2852 Tungsten Fiber  
2854 Vellum Fiber Ⓔ  
2860 Granite Fiber  
2862 Stucco Fiber Ⓔ

#### Micro Laminate

2920 Marl Micro  
2921 Gypsum Micro  
2922 Clay Micro

#### Patina Laminate

2870 Blonde Bronze Patina  
2873 Instant Iron Patina

#### Solid Laminate

2722 Cream Ⓔ  
2730 Arctic White  
2746 Black  
2759 Warm White  
2811 Mist Ⓔ  
2883 Seagull  
2884 Milk  
2885 Dune  
2HAA Persian Salt  
2HAB Rose  
2HAC Indigo  
2HAD Green Citrine  
2HAE Dark Olivine  
2HAF Cloudy  
2HMG Merle

#### Speckle Laminate

2820 Coffee Speckle Ⓔ  
2823 Driftwood Speckle  
2824 Smoke Speckle  
2825 Vanadium Speckle

*Tip: Some wood veneer finishes and woodgrain laminates share the same name. Because of the difference in materials, veneers and laminates of the same name are not an exact match but do coordinate with each other.*

**Woodgrain Laminate**

- 2406 Clear Cherry **E**
- 2409 Clear Maple
- 2410 Graphite Walnut
- 2412 Natural Cherry
- 2422 Medium Cherry
- 2511 Winter on Maple
- 2535 Virginia Walnut
- 2536 Blackwood **E**
- 2538 Clear Walnut
- 2592 Blonde on Maple **E**
- 2612 Marbled Maple **E\*\***
- 2614 Chocolate Walnut **E\*\***
- 2615 Marbled Cherry **E\*\***
- 2714 Natural Walnut **E**
- 2HAK Clear Oak
- 2HAN Ash Noce
- 2HAT Acacia
- 2HAW Ash Wenge
- 2HBN Bisque Noce
- 2HBW Bisque Wenge
- 2HCN Clay Noce
- 2HCW Clay Wenge
- 2HSN Storm Noce
- 2HSW Storm Wenge
- 2HWA Grey Kingswood
- 2HWB Planked Walnut
- 2HWD Resolute Walnut
- 2HWE Natural Recon
- 2HWF Smoked Walnut
- 2HWU Clay
- 2HWV Chalk

*Tip: When specifying a blade edge worksurface with a laminate, the underside of the blade edge will have an unstained surface. This is predominantly noticeable with darker laminates. In this case, a square worksurface is recommended. When specifying with a veneer, the underside is stained the same color as the worksurface.*

**Price Group 2**

**Textured Laminate**

- 2TH2 Fawn Cypress
- 2TH4 Saddle Oak
- 2TH5 Veranda Teak
- 2TH7 Walnut Heights
- 2UH1 Reclaimed Aggregate
- 2UH2 Reclaimed Gravel
- 2UH4 Cement\*\*
- 2UH6 Sheetrock

*\*\*2612 Marbled Maple, 2614 Chocolate Walnut, 2615 Marbled Cherry, and 2UH4 Cement have limited availability, determined by product sizing and/or options.*

**Price Group 3**

**Solid Laminate**

- 24H1 Satin White
- 24H2 Satin Black
- 24H3 Satin Stone
- 24H4 Satin Mocha

**E** = Established

**Custom Surfaces**

**Open Line Laminate (OLL)**

This service allows you to order non-standard laminate at an additional processing fee of \$102 U.S. per unit, plus the cost of the laminate.

High-Pressure Laminate pricing does not include premium or digitally printed patterns from any suppliers. Laminate cost may also vary for basic or standard laminates from other suppliers. Please contact the OLL consultant at 616.475.2426 for pricing. The cost of the laminate will be added to your invoice as a separate line on the acknowledgement.

**Laminate Approval and Material Requirements**

To confirm whether a particular laminate has already been tested for use on a specific Steelcase product or to determine material square foot requirements:

- Visit [www.steelcase.com](http://www.steelcase.com)

**How to Order**

Once you have confirmed that the laminate you've selected has been tested and approved, you are ready to place your order.

To order an Open Line laminate on a Steelcase product:

- Mark the purchase order with the
  - Laminate manufacturer,
  - Laminate number, and
  - Laminate description
- Use the appropriate Open Line laminate number (2900).
- Use the appropriate "2K" number to indicate the edge color requirements.

**For additional information,** refer to the *Steelcase Surface Materials Reference Manual*.

**Paint**

*Tip: Not every paint color is available on every painted component.*

**Steelcase Surfaces**

**Price Group 1**

**Architectural Paint**

- 4843 Linen
- 4844 Glacier
- 4849 Vapor
- 4858 Seagull
- 4859 Silk
- 7190 Platinum Solid

**Smooth Paint**

- 4238 Mocha
- 4239 Clay
- 4240 Chalk
- 4242 Milk
- 4710 Low Gloss Black
- ZW01 Pearl Snow

**Textured Paint**

- 7207 Black
- 7225 Sand
- 7237 Slate **E**
- 7238 Fieldstone
- 7239 Midnight
- 7241 Arctic White
- 7243 Seagull
- 7278 Dark Bronze
- 7360 Merle

**Price Group 2**

**Smooth Paint**

- 4233 Carbon Fiber Weave
- 4700 Warm White

**Smooth Metallic Paint**

- 4743 Mineral Metallic
- 4750 Champagne Metallic
- 4798 Sterling Metallic
- 4799 Platinum Metallic
- 4803 Near Black Metallic

**Textured Metallic Paint**

- 7245 Carbon Metallic
- 7246 Midnight Metallic

**Price Group 3**

**Accent Paint**

- 1ATG Rose Quartz
- 4AV3 Blue Jay
- 4AV4 Baltic
- 4AX1 Citron
- 4AY2 Chili
- 4AZ5 Marlin
- 4CL1 Dark Olivine
- 4CL2 Ice Blue
- 4CL3 Aura
- 4CL4 Sea Glass
- 4CL5 Light Matcha
- 4CL6 Terra
- 4CL7 Sandstone
- 4CL8 Smokey Plum
- 4CZ5 Honey
- 4CZ6 Lagoon
- 4CZ8 Light Peacock

Applies to:

- Column
- Power grommet
- Power grommet lid
- Tower frame
- Metal surface on glass privacy/modesty screens
- Bracket on privacy/modesty screens

**Coatings**

- 1ATT Cast Shadow

**Lux Coatings**

- 4B20 Obsidian
- 4B22 Matte Brass
- 4B23 Burnished Bronze
- 4B24 Night Bronze
- 4B25 Matte Copper
- 4B26 Smoked Mica
- 4B29 Cast Iron

**Custom Surfaces**

**PerfectMatch**

PerfectMatch is a service that allows you to create your own paint color. Refer to the *Surface Materials Reference Manual* for more information about this program.

**Price Group 3**

- 4990 PerfectMatch Paint

**Accessory Paint**

**Price Group 2**

- 4140 Arctic White Gloss
- 4144 Black Gloss

**Plastic****Steelcase Surfaces**

Applies to:

- Plastic edge on worksurfaces
- Plastic edge on tower shelves
- Plastic edge on foundation top skin
- 6000 Black
- 6009 Arctic White
- 6034 Natural Cherry
- 6036 Medium Cherry
- 6037 Winter on Maple
- 6038 Blonde on Maple **E**
- 6041 Natural Walnut **E**
- 6052 Milk
- 6053 Seagull
- 6169 Stone
- 6170 Mocha
- 61AA Persian Salt
- 61AB Rose
- 61AC Indigo
- 61AD Green Citrine
- 61AE Dark Olivine
- 61AF Cloudy
- 6213 Acacia
- 6219 Clear Oak
- 6231 Graphite Walnut
- 6237 Clear Maple
- 6242 Virginia Walnut
- 6243 Blackwood **E**
- 6245 Clear Walnut
- 6249 Platinum Solid
- 6271 Plywood
- 6527 Merle
- 6619 Ice **E**
- 6631 Cream **E**
- 6635 Dawn **E**
- 6636 Mist
- 6654 Sand
- 6655 Warm White
- 6695 Midnight
- 6697 Fog
- 6698 Fieldstone
- 66WA Grey Kingswood
- 66WB Planked Walnut
- 66WD Resolute Walnut
- 66WE Natural Recon
- 66WF Smoked Walnut
- 6703 Ash Wenge
- 6704 Storm Wenge
- 6705 Bisque Wenge
- 6706 Clay Wenge
- 6707 Ash Noce
- 6708 Bisque Noce
- 6709 Clay Noce
- 6710 Storm Noce
- 6T02 Fawn Cypress
- 6T04 Saddle Oak
- 6T05 Veranda Teak
- 6T07 Walnut Heights
- 6T08 Aggregate
- 6T09 Gravel
- 6T10 Cement
- 6T12 Sheetrock

**E** = Established

Applies to:

- Plastic cap on column
- 6000 Black
- 6009 Arctic White
- 6053 Seagull
- 6249 Platinum
- 6527 Merle

**Glass**

Applies to:

- Privacy/modesty screens
- Top surfaces

**Steelcase Surfaces**

- 6521 Truffle
- 6571 Aubergine
- 6575 Peacock
- 6576 Jungle
- 6577 Merlot
- 6578 Lagoon
- 6579 Saffron
- 6580 Ice White
- 6581 Blue Jay
- 6584 Tangerine
- 6586 Green Citrine
- 6588 Purple Berry
- 6589 Mercury
- 6591 Merle
- 6593 Greyscale
- 6595 Winter
- 6597 Honey
- 6BB1 Cloud
- 6BB2 Rose Quartz
- 6BB3 Olivine
- 6BB4 Electric Indigo

**Vertical Surface Fabric**

Applies to:

- Tower shrouds
- Tip: The following thin, light colored fabrics are not available on Flex curved screens:*
- Abacus
- P122 Entasis
- P126 Artifact
- Alloy
- P525 Polar
- P526 Skim
- P528 Tern
- Charm
- P505 Shell
- P506 Mimosa
- P508 Sparkle
- Code
- 5FA5 Sea Salt
- Latch
- P601 Clam
- P603 Zen
- Optic
- P541 Twinkle
- P544 Shine
- Flip: Orbit
- 5F91 Blizzard
- Pianista
- P420 Sand
- P428 Flax
- Sprite
- 5541 Snow

**Steelcase Surfaces****Price Group 1**

- Buzz2
- Charm
- Lapel
- Link
- Pianista
- Sprite

**Price Group 2**

- Flip: Orbit
- Flip: TextHex
- Intersection
- Stencil

**Price Group 3**

- Billiard Multi-Use by Designtex

Applies to:

- Privacy/modesty screens

**Price Group 1**

- Abacus **E**
- Alloy
- Boccie
- Buzz2
- Charm
- Lapel
- Link
- Optic
- Pianista
- Rhythm
- Sprite

**Price Group 2**

- Cogent: Connect
- Flip: Orbit
- Flip: TextHex
- Intersection
- Stencil

**Price Group 3**

- Billiard Multi-Use by Designtex

**Select Surfaces**

**For information on products within Select Surfaces,** including accent paints and fabrics from Designtex and Pollack, please refer to the *Surface Materials Reference Manual* or visit [steelcase.com/surface-materials](http://steelcase.com/surface-materials) under the Select Surfaces section.

**Custom Surfaces****Price Group COM (Customer's Own Material)****Fabric Approval and Yardage**

To confirm whether a particular COM material has already been tested for use on a specific Steelcase product or to determine actual yardage requirements:

- Visit [steelcase.com](http://steelcase.com)

**For additional information regarding Customer's Own Material,**

call 1.888.STEELCASE (1.888.783.3522) or send an e-mail to [lineone@steelcase.com](mailto:lineone@steelcase.com).

**Solid Surface****Steelcase Select Surfaces Program: Solid Surface**

A collection of solid surfaces are available as part of a Select Surfaces Program. The collection is from the solid surface offering. Samples can be ordered through [corian.com](http://corian.com)

These solid surfaces are Select Surfaces for the Mackinac products only. The collection on these pages is not Select Surfaces for other Steelcase brands or product lines.

To order these solid surfaces, enter the finish code which corresponds with the solid surface price group.

Price Group	Finish Code
<b>A</b>	<b>29DA</b>
<b>B</b>	<b>29DB</b>
<b>C</b>	<b>29DC</b>
<b>D</b>	<b>29DD</b>

Then enter the solid surface information in the Special Solid Surface Information pop up window. If prompted, enter the finish code CORIAN0001 based on the solid surface supplier.

**Solid Surface Offering****Price Group B**

Silver Birch

**Price Group C**

- Carbon Concrete
- Deep Nocturne
- Deep Smokey Pearl
- Deep Terrain
- Designer White
- Natural Gray
- Neutral Concrete
- Seafoam

**Price Group D**

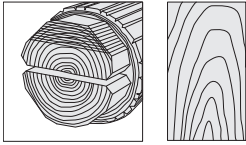
- Cosmos Prima
- Gray Onyx

**Standard Steelcase****Price Group C**

2972 Antarctica

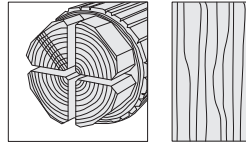
# Veneer Cut Guidelines and Wood Touch-Up Kits

## Veneer Cut Guidelines



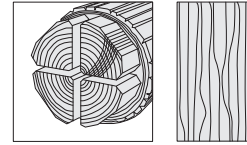
### Flat Cut

Veneer is cut parallel to the flat side of the cant at a tangent to the growth rings of the tree. This produces a cathedral or oval pattern. On average, there is a 6-8" wide leaf width. On an 18" wide surface, there will likely be three leaves showing a repeated pattern.



### Quarter Cut

Veneer is cut from quarter sections of the log which are produced by cutting each cant in half. Cutting lines are at an angle of approximately 90 degrees to the growth rings at the center of the quarter. This produces a straight grain or ribbon pattern. On average, leaves are 2½-4" wide.



### Rift Cut

This veneer cut is specifically for oak. Cutting lines are an arc approximately perpendicular to the growth rings. This produces a comb-like straight grain or ribbon pattern. On average, leaves are 2½-4" wide.

## Wood Touch-Up Kits

### How to Order Wood Touch-Up Kits

Order wood finish touch-up kits from J.Kaltz Co. Specific Steelcase finish codes (such as 3422) can be found under Finishes > Dealer Kits. Each kit contains one brush tip marker and one fill stick.

Place orders as follows:

- Phone: 616.942.6070
- Web: <http://www.jkaltzco.com>

# Open Line Laminate Edge Coordination Matrix

For Plastic Edges

Veneer Cut Guidelines and  
Wood Touch-Up Kits

The colors of the plastic edges are determined by the 2K finish number selected.

2K Number Selection	Plastic Edge Color	2K Number Selection	Plastic Edge Color
2K00	6619 Ice <b>E</b>	2KAN	6707 Ash Noce
2K01	6245 Clear Walnut	2KAW	6703 Ash Wenge
2K04	6234 Clear Cherry <b>X10/23</b>	2KBL	6243 Blackwood <b>E</b>
2K10	6041 Natural Walnut <b>E</b>	2KBN	6708 Bisque Noce
2K15	6527 Merle	2KBW	6705 Bisque Wenge
2K21	6036 Medium Cherry	2KCG	61AD Green Citrine
2K22	6631 Cream <b>E</b>	2KCN	6709 Clay Noce
2K27	6034 Natural Cherry	2KCW	6706 Clay Wenge
2K28	Vellum Fiber Match	2KCY	61AF Cloudy
2K34	Novell Fiber Match	2KDG	61AC Indigo
2K35	6697 Fog	2KDV	61AE Dark Olivine
2K36	6695 Midnight	2KMA	6170 Mocha
2K37	6242 Virginia Walnut	2KMI	6527 Merle
2K38	6009 Arctic White	2KPS	61AA Persian Salt
2K48	6654 Sand	2KRS	61AB Rose
2K49	6053 Seagull	2KSN	6710 Storm Noce
2K50	6052 Milk	2KST	6169 Stone
2K52	6249 Platinum Solid	2KSW	6704 Storm Wenge
2K59	6655 Warm White	2KT2	6T02 Fawn Cypress
2K60	Granite Fiber Match	2KT4	6T04 Saddle Oak
2K65	6037 Winter on Maple	2KT5	6T05 Veranda Teak
2K73	Instant Iron Patina Match	2KT7	6T07 Walnut Heights
2K74	6237 Clear Maple	2KU1	6T08 Aggregate
2K75	6231 Graphite Walnut	2KU2	6T09 Gravel
2K78	6059 Sterling Dark Solid	2KU4	6T10 Cement
2K79	6698 Fieldstone	2KU6	6T12 Sheetrock
2K81	6038 Blonde on Maple	2KWA	66WA Grey Kingswood
2K92	6000 Black	2KWB	66WB Planked Walnut
2K93	6695 Midnight Solid	2KWD	66WD Resolute Walnut
2K94	6635 Dawn <b>E</b>	2KWE	66WE Natural Recon
2K98	6636 Mist	2KWF	66WF Smoked Walnut
2KAC	6213 Acacia	2KWU	66WU Clay
2KAK	6219 Clear Oak	2KWV	66WV Chalk

Tip: Standard laminates being used in the Open Line laminate program to obtain a different edge detail will be charged the processing fee upcharge; however, no additional charges for the laminate will be applied.

**E** = Established

**X10/23** = Last order entry  
October 15, 2023



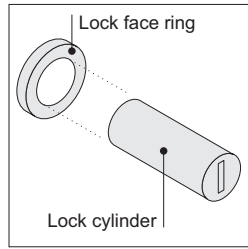
---

# Resources

<b>Lock and Keying Options</b>	<b>142</b>
<b>Style Number Index</b>	<b>144</b>

# Lock and Keying

**All locking products** are standard with factory-installed, keyed-random locks. Consecutive, specific, and random keying are available as field-installed options.



**Locks** consist of a factory- or field-installed lock cylinder and a factory-installed lock face ring.

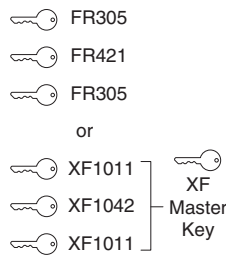
**Two types of locks** are available — the standard keying system (FR series) and the master keying system (XF series). All the locks in the XF series can be opened with a single master key.

## Factory-Installed Keying

**Factory-installed locks** are always key random (standard) or master key random (option). Key random means that the locks will be assigned arbitrarily at the factory with key numbers ranging from FR305 to FR454 (Master keying numbers: XF1001 to XF1150). All locks within a unit will be keyed alike.

*Tip: Random keying can mean that different furniture units will have the same key number. If you must have all locks keyed differently, you should specify field-installed, key specific or key consecutive lock cylinders.*  
 ▶ See below.

### Key Random



### Required to Specify

**Master key random** +\$36 Specify with master key random.

## Field-Installed Keying

**Field-installed locks** are only available on products that include factory-installed lock mechanisms.

**Specify "plug"** when specifying furniture, and the product will ship with a plastic plug in place of the lock cylinder.

**Front-removable lock cylinders** must be specified separately. You must also order a special lock tool to install or remove lock cylinders in the field.

*Tip: Lock tools are reusable. You do not need to order additional lock tools with every furniture order.*

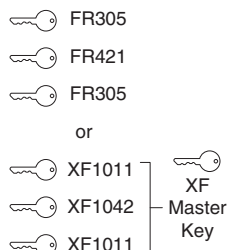
**Lock cylinders** will be shipped separately so that you can install the locks when you are ready.

**Three keying choices** are available for field installation—random (standard), specific, and consecutive. All three are also available with master keying, which means that all locks can be opened with a single master key.

**Key random** means that the locks will be assigned arbitrarily at the factory with key numbers ranging from FR305 to FR454 (Master keying numbers: XF1001 to XF1150).

*Tip: Random keying can mean that different furniture units will have the same key number. If you must have all locks keyed differently, you should specify key specific or key consecutive lock cylinders.*

### Key Random

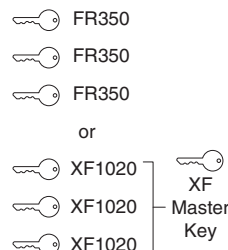


**Key specific** means that you can specify any key number from FR305 to FR454 (Master keying numbers: XF1001 to XF1150). This option can be used to key all the furniture units in a workstation or department the same.

*Tip: Designate the quantity per key number in your specification.*

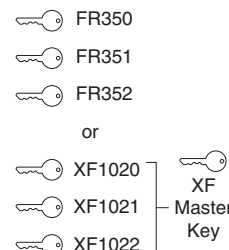
▶ See example at right.

### Key Specific



**Key consecutive** means that you can specify lock numbers in a consecutive order to ensure that no two locks have the same key number until the key sequence repeats. You must select a beginning key number from FR305 to FR454 (Master keying numbers: XF1001 to XF1150).

### Key Consecutive



**Example** of a typical lock cylinder specification is shown below:

10	LOCK9201FR FR320
5	LOCK9201FR FR350
15	LOCK9201XF XF1100
30	Total
1	877102003SR standard lock tool
1	877102002SR master lock tool



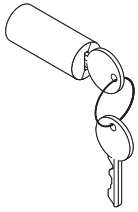
### For Canadian Pricing

Multiply U.S. Price by the Canadian price factor.

▶ See page 1 for details.



## Field-Installed Lock Cylinders



Tip: Lock price is included in price of furniture with locks.

Tip: For replacement lock cylinders, refer to Service Parts.

Standard Includes	Required to Specify
-------------------	---------------------

- |   |  |
|---|--|
| <ul style="list-style-type: none"> <li>Lock cylinder for use on Steelcase Leadership Solutions products: 9201 Polished Chrome or 9250 Ember Chrome</li> <li>Two keys</li> </ul> | <ul style="list-style-type: none"> <li>1 Style number</li> <li>2 Options, if selected (see below)</li> </ul> |
|---|--|

Options	U.S. Price	Required to Specify
---------	------------	---------------------

<b>Key specific</b>	No cost	Select key number from FR305–FR454.
<b>Key consecutive</b>	No cost	Specify <i>key consecutive</i> and must select beginning key number from FR305–FR454.
<b>Master key random</b>	+\$36 each	Specify <i>master key random</i> .
<b>Master key specific</b>	+\$36 each	Specify key number from XF1001–XF1150.
<b>Master key consecutive</b>	+\$36 each	Specify <i>master key consecutive</i> and must select beginning key number from XF1001–XF1150.

Specification Information		
Color	Style Number	U.S. Base Price

:	:	:
:	:	:

### FR Series (Standard Keying System) – Lock Cylinder

Polished Chrome	<b>LOCK9201FR</b>	No cost
Ember Chrome	<b>LOCK9250FR</b>	No cost
:	:	:

Tip: You can change lock cylinders in the field by using the appropriate lock tool.

### Standard Lock Tool

<b>877102003SR</b>	\$36
:	:

### XF Series (Master Keying System) – Lock Cylinder

Polished Chrome	<b>LOCK9201XF</b>	No additional cost. Price included in price of furniture with master-keyed locks.
Ember Chrome	<b>LOCK9250XF</b>	No additional cost. Price included in price of furniture with master-keyed locks.
:	:	:

### Master Lock Tool

<b>877102002SR</b>	\$36
:	:

 **For Canadian Pricing**  
 Multiply U.S. Price by the Canadian price factor.  
 ▶ See page 1 for details.

# Style Number Index

Style Number	Page	Description
<b>877102002SR</b>	143	Master Lock Tool
<b>877102003SR</b>	143	Standard Lock Tool
<b>LOCK9201FR</b>	143	Lock Cylinder
<b>LOCK9201XF</b>	143	Lock Cylinder
<b>LOCK9250FR</b>	143	Lock Cylinder
<b>LOCK9250XF</b>	143	Lock Cylinder
<b>MCKALT1WSC</b>	116	Collaborative Wall-Mounted Wksf
<b>MCKALT1WSPL</b>	113	Personal Parallel Wall-Mounted Wksf
<b>MCKALT1WSPP</b>	112	Personal Perpendicular Wall-Mounted Wksf
<b>MCKBRKFL</b>	126	Foundation Floor Attachment Kit
<b>MCKBRKTFD</b>	125	Foundation Ganging Bracket
<b>MCKBRKTTWR</b>	125	Tower Ganging Bracket
<b>MCKDRWACC</b>	126	Personal Drawer Accessory Package
<b>MCKF1WSC</b>	68	Foundation w/One Collab Wksf
<b>MCKF1WSPL</b>	62	Foundation w/One Parallel Wksf
<b>MCKF1WSPL1WSC</b>	104	Found w/One Par Wksf and One Collab Wksf
<b>MCKF1WSPP</b>	56	Foundation w/One Perpendicular Wksf
<b>MCKF1WSPP1WSC</b>	98-99, 105	Found w/One Perp Wksf and One Collab Wksf
<b>MCKF1WSPP1WSPL</b>	92-93	Found w/One Perp Wksf and One Par Wksf
<b>MCKF2WSC</b>	86	Foundation w/Two Collab Wksf
<b>MCKF2WSPL</b>	81	Foundation w/Two Parallel Wksf
<b>MCKF2WSPP</b>	75	Foundation w/Two Perpendicular Wksf
<b>MCKFNWS</b>	109	Foundation
<b>MCKFTS</b>	131	Foundation Top Skin
<b>MCKMMP</b>	126	Monitor Mount Pad
<b>MCKPMFABRIC</b>	119	Fabric Privacy/Modesty Screen
<b>MCKPMGLASS</b>	118	Glass Privacy/Modesty Screen
<b>MCKPOWER2CT</b>	122	Two-Circuit Starter Kit
<b>MCKPOWERADD</b>	123	Jumper Kit
<b>MCKPOWERJB</b>	124	Power Junction Box
<b>MCKUT</b>	129	Tower
<b>MCKUTSFL</b>	121	Tower Shroud, Full Length, Lower Section
<b>MCKUTSHL</b>	121	Tower Shroud, Half Length, Lower Section
<b>MCKUTSMA</b>	121	Tower Shrouds, Monitor Mount Hardware Kit
<b>MCKUTSUFL</b>	120	Tower Shroud, Full Length, Upper Section
<b>MCKUTSUHL</b>	120	Tower Shroud, Half Length, Upper Section



# Trademark List

- ® The following are registered trademarks for products of Steelcase Inc. or one of its related corporate entities: 4 o'clock, 900 Series, à la carte, Airtouch, Ally, Amia, Answer, Archipelago, Avenir, Ballet, Bix, Brayton International, Cachet, Canopy, Canto, Chancellor, Coalesse, Confidante, Context, Convene, CopyCam, Criterion, Crushed Can, Currency, dash, Designtex, Details, Detour, Drive, Elective Elements, Ellipse, Ember Chrome, Emerge, E-Table 2, FYI, Garland, Gentry, Ginkgo Biloba, Groupwork, Ideo, Jacket, Jenny, Jersey, Kart, Kick, LaCosta, Leap, LessThanFive, Let's B, LiveBack, Max-Stacker, media:scape, Metro, Migrations, Mitra, Montage, Nurture, Oriana, Parade, Pathways, PCT, Permiso, Player, Portal, Power Pincher, Progeny, Protégé, R2, Rally, Relevant, Reply, Rizzi Arc, Sensor, Series 9000, Siento, Sieste, Sine, Softcare, Springboard, Steelcase, Steelcase Design Partnership, Stella, Stow Davis, Swathmore, Sylvi, TeamWork, Technique, Texpress, Think, Thunder, Topo, Train, turnstone, Underline, Unison, Vecta, Viridian, Walden, Wernld, and X-Stack.
- ® The following registered trademarks are under license from AWI Licensing Company, Dover, DE: SoundScapes, DuraBrite, BioBlock, and Armstrong.
- ® The following registered trademarks are under license from Byrne Electrical, Rockford, MI: Interport, Mini-Port, Axil Z, and Ellora.
- ® The following is a registered trademark of DuPont, Wilmington, DE: Corian.
- ® The following is a registered trademark of Genlyte Thomas Company, Louisville, KY: Lightolier.
- ® The following is a registered trademark of Hilti Corporation, FL-9494 Schaan, Principality of Liechtenstein: Hilti.
- ® The following is a registered trademark of Leviton Manufacturing Company, Little Neck, NY: Decora.
- ® The following is a registered trademark of Mechanical Plastics Corp, Elmsford, NY: Toggler.
- ® The following is a registered trademark of Microsoft Corporation, Redmond, WA: Microsoft.
- ® The following are registered trademarks of Orangebox Ltd., Cardiff, UK: Orangebox.
- ® The following is a registered trademark of Panduit Corporation, Lockport, IL: Panduit.
- ® The following is a registered trademark of Trav (Press), Cuneo, Italy: Assisa.
- ® The following is a registered trademark of Virtual Ink, Boston, MA: mimioActive.
- ® The following registered trademarks are under license from Wilkhahn Furniture Products: Avera, Senzo, Versal, and Wilkhahn FS.
- ® The following are registered trademarks of Polyvision Corp: Flow, Motif, Polyvision, Sans, and Serif.
- ® The following is a registered trademark of Wilsonart International, Temple, TX: Chemsurf.
- ® The following is a registered trademark of Wiremold, West Hartford, CT: Wiremold.
- ® The following is a registered trademark of EMU Group S.P.A., Perugia, Italy: EMU.
- ® The following is a registered trademark of Security People, Inc.: Digilock.
- ® The following are registered trademarks of Natural Capital Partners Europe Limited: CarbonNeutral and the CarbonNeutral Certified logo.
- ™ The following are trademarks for products of Steelcase Inc. or one of its related corporate entities: Access, Active/Passive Shelf, Agree, Ainsley, Akira, Alcove, Alerion, Alight, Amaris, American Elect, American Tradition, ap40, Arbor, Arriva, Asana, Ascot, Aspekt, Astor, Await, Bassline, B-Free, Bira, Bivi, Bixby, Bottomline, Brody, Brook, Buoy, Burton, c:scape, Calla, Calm, Camber, Campfire, Capa, Cappuccino, Cesar, Chester, Chord, Circa, Clarendon, Classic Rectangular, Clipper, cobl, Collaboration, Community, Company, Convey, Cortex, Coupe, Crea, Crew, Cura, Cypress, Davenport, Dearborn, Deck, Déjà, Denizen, Denska, Derby, DeskWizard, Divisio, Donovan, Dune, Duo, Echo, Edge, Elbrook, Elsa, Empath, Empress, Enea, ño, EnSync, Enviro, Escapade, Everwall, Exchange, Exponents, Field, Flat Top, FlexFrame, Flip Top, Flute, Folio, FrameOne, FreeFlow, Frontier, Galilei, Gesture, Ginger, Ginkgo, Go Wall, Grip, Groove, Hatchback, Hawthorne, Hitch, Host Collection, Hosu, Huddleboard, i2i, Impact, Indy, InfoLink, IOS, I-Solve, Jack, Jarrah, Jetty, Juice, Kami, Kast, Kathryn, Lagunitas, Lark, L'Attitude, LearnLab, Leela, Lincoln, Linden, LiveSeat, Loria, Lyric, Malibu, Malibu Too, Mansfield, Marathon, Marien152, Martini, Mason, Masque, Migration, Millbrae, Mineral, Mingle, Mystic, Mystic Metal, Mystic Wood, Montara650, Montreal, MoreThanFive, Move, Nadia, Neighbor, nesso, Nickel, Nikko, Nod, Node, Norfolk, Ocular, Ology, Ontrak, Oom, Opus, Orchid, Outlook Collection, Ovation, Paloma, Paperflo, Parliament, Pasio, Passerelle, Patriarch, Payback, Peek, Pile File, Pisa, Pool, Potrero415, PUCK, QiVi, Quba, Rave, Reed, Regard, Relay, Reunion, Ripple, Riser, Roam, Rocco, Rocky, RoomWizard, Runner, Satellite, Sawyer, ScapeSeries, Senti, Sentinel, Senza, Sequoia, Session, ShareLink, Shield, Shortcut, Sidewalk, SILQ, Skylar, Slumber, Smoke, Snug, Soft Leaf, Sonata, Sorrel, SOTO, Southside, Stationkits, Steelcase Karman, Steelcase Series, Stiletto, Surprise!, Surround, Switch, Symphony, Sync, TagWizard, Tava, TeamStudio, TeamTheater, Tenaro, Tenor, Terrazzo, Theorem, Thread, Topaz, Touchdown, Tour, Tower Too, Trees, Trillium, Trolly, tX2, U-Free, Umami, Underscore, Uno, V.I.A., Verb, Verge, Verlay, Victor2, Visalia, Waldorf, Woodruff, Workspring, WorkValet and X-tenz.
- ™ The following is a trademark of Microsoft Corporation, Redmond, WA: Windows.
- ™ The following is a trademark of Rodman Industries, Inc., Oconomowoc, WI: ResinCore1.
- ™ The following is a trademark of Ultrafabrics, LLC, Elmsford, NY: Ultraleather.
- ™ The following trademarks are under license from Wilkhahn Furniture products: Cana, Linus, Logon, Picto, Range, Stitz, Thema, Timetable, and Tubis.
- ™ The following is a trademark of Cradle to Cradle Products Innovation Institute, Oakland, CA: Cradle to Cradle Certified.
- ™ The following trademarks are under license from Walter Knoll: Andoo, Bob, Lazlo, Lox, Ribbon, and Together.
- ™ The following trademarks are under license from PP Møbler: Bar and Flag Halyard.
- ™ The following trademarks are under license from Carl Hansen: Elbow, Paddle, Shell, Wing, and Wishbone.
- ™ The following trademarks are under license from Cambridge Sound Management, LLC, Cambridge, MA: QtPro Soundmasking, Qt Quiet Technology, and Sonet Qt.
- ™ The following is a trademark of Electri-Cable Assemblies, Shelton, CT: Interact.
- ™ The following is a trademark of Clestra Hauserman: IRYS.
- ™ The following is a trademark of Wiesner-Hager Möbel GmbH: Nooi.
- ™ The following are trademarks of Polyvision: Accord, a<sup>3</sup>, e<sup>3</sup>, Boundri, and Nota.
- ™ The following is a trademark of Bostock Company, Inc: SnapCab.
- ™ The following is a trademark of Williams-Sonoma, Inc: West Elm.
- ™ The following is a trademark of Elena Marquina Testor: nanimarquina.
- ™ The following is a trademark of Forbo International SA: Forbo.
- ™ The following are trademarks of Orangebox Ltd., Cardiff, UK: Air<sup>3</sup>, Aspect, Avi, Away from the Desk, Border, Campers & Dens, Coppice, Cubb, Kim, On the QT, Ramsey, Skomer, Sully, Track-B, and Vale.
- ™/® The following are trademarks or registered trademarks of AMQ Solutions, LLC: AMQ, AMQ logo, KINEX, iLINE, ACTIV, AMOBI, CONCUR, 3F, REVI, S-SERIES, JAKU, SIYA, ZILO, BODI, FL-X, TIZU, EMBANK, TEKTIS and BIXBY.
- ™/® The following are trademarks or registered trademarks of Viccarbe Habitat, S.L.: Holy Day, Last Minute, Wrapp, Foro, Kelly, Noha, Viable, Solar, Sistema, Savina, Designed In The Sun, Cambio, Aleta, Viccarbe (logo), Viccarbe.

*Trademarks used here in are the property of Steelcase Inc. or of their respective owners.*