

NOTICE TO AUTHORIZED USERS OF AWARD #23295 - Furniture, All Types (Except Hospital Room and Patient Handling)

This pricelist/catalog **may** contain items that are not within the Scope of the Contract Award and/or not within this Contractors approved furniture Categories. All Authorized Users are strongly encouraged to review the Scope of the Award and the Contractors Category Matrix prior to selecting items for purchase under the Contract. Per Solicitation Section 4.5 (D) - Procurement Instructions for Authorized Users: When placing orders under this Award, the Authorized User should follow and be familiar with the terms and conditions governing the Contract and are responsible for determining that the product(s) they intend to purchase fit within the scope of the Award.

References to other government contracts that may be included in a Contractor's pricelist/catalog, including any additional terms or conditions, are void under the OGS Award and should be disregarded. Only OGS' Terms and Conditions, including those within a Contractor's posted Contractor Information and Supplemental Information sheet, are valid under the Contract.

Additionally, Authorized Users are reminded that where discrepancies exist between Price List documents, the lowest price shall prevail (see Section 5.3 Price).

All orders must be placed with the Contractor, or the Contractor's OGS approved Authorized Reseller listed on the OGS website under the Award. Orders placed with a reseller not approved by OGS are not considered contract orders and therefore are not subject to the same terms and conditions of the OGS Award.

Authorized Users should contact the OGS Contract Manager listed on the Award with any questions pertaining to this pricelist/catalog.

NYS Price List Effective 3/4/24



Steelcase Pricing and Specification Guides

Lite Scale Specification Guide

Availability

Electronic price list updated with release 200.G (U.S.) and 156.G (Canada), dated June 19, 2023.

All specifications subject to change without notice. Reference the electronic catalog/Hedberg for current pricing.

Transitional products in this specification guide are **maintained for existing customers only** and are likely to be phased out over time. These products are indicated with a . Products that are scheduled to be culled are indicated with an , followed by the last order entry date.

Surface Materials

The surface materials team has announced the launch of the Finish Library, found at <https://finishlibrary.steelcase.com/>.

► For a list of all trademarks, refer to the last page of this specification guide. © 2023 Steelcase Inc.

Working With This Specification Guide

| | |
|--|---|
| Ten Tips: How to Get the Most Out of This Book | 2 |
| Additional Resources | 4 |



Statement of Line

6

Understanding

| | |
|-----------------------------------|----|
| Framing Components | 24 |
| Lite Scale Glass Lites | 38 |
| Lite Scale Door Opening Solutions | 40 |
| Lite Scale Doors | 42 |

Specifying

| | |
|------------------------|-----|
| Framing Components | 56 |
| Lite Scale Glass Lites | 76 |
| Lite Scale Doors | 79 |
| Door Hardware | 117 |

Surface Materials

131

Style Number Index

134




For Canadian Pricing

Canadian factor can be found at www.steelcase.com/CADpricing. Calculate in the following order to avoid rounding errors:

- Multiply the base price and each option by the Canadian factor.
- Round each to the nearest dollar.
- Add base and options for total list price.


Ten Tips: How to Get the Most Out of This Book

Tip 1



Watch the tabs on the right-hand edges of the pages. They'll always indicate which chapter you are in.

Tip 2



Use the Statement of Line pages for an overview of the available components, their sizes, and page references for additional information. Each *Understanding* chapter includes a statement of line after the table of contents.

Tip 3



Find cross references by looking for page numbers flagged with an arrow.

Tip 4

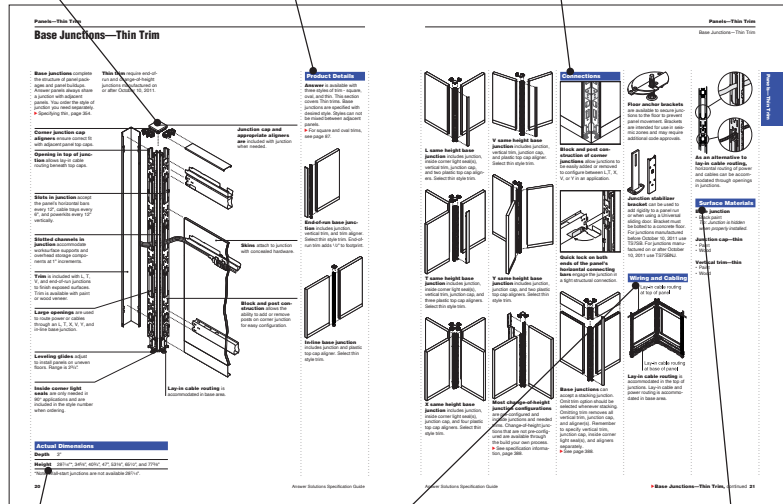
Study the product detail pages in the *Understanding* section to learn everything an expert knows about specific products. Each product detail page in this section contains the following features, where applicable:

- Product Drawing
- Actual Dimensions
- Product Details
- Connections
- Wiring and Cabling
- Surface Materials
- Application Topics

Product Drawing shows you what the product looks like and points out important features.

Product Details gives specific information on the product and how it is used.

Connections describes how the product is assembled or how it attaches to another product.



Actual Dimensions table lists the dimensions of the product.

Wiring and Cabling details the power and cable-management and cable routing capabilities of the product.

Surface Materials lists what material is used for each part of the product.

Tip 5

Refer to the specifying pages for all the information needed to order a product. Each product specifying page contains a variety of elements to help you complete a specification:

- Product Drawing
- Standard Includes
- Required to Specify
- Options
- Related Products
- Specification Information
 - Dimensions
 - Style Number
 - Price

Product Drawing shows you what the product looks like.

Standard Includes (under the red or dark grey band) provides a list of what comes standard with the product.

Required to Specify (under the red or dark grey band) itemizes the information that you must provide to order the standard product and the preferred sequence for specification.

Specification Information (under the teal or light grey band) provides product dimensions, style numbers, and prices for the standard product and any surface material choices that are available.

The image shows two pages from a specification guide. The left page is titled 'Base Horizontal Frame Packages—Thin Trim' and features a 'Standard Includes' section with a list of items, an 'Options' table with columns for 'Options', 'Unit Price', and 'Required to Specify', and a 'Specification Information' table with columns for 'Width', 'Style', 'Material', 'Price', and 'Option'. The right page is titled 'Panel—Thin Trim' and features a 'Specification Information' table with columns for 'Width', 'Style', 'Material', 'Price', and 'Option'. Both pages include a 'Product Drawing' showing a window frame with a thin trim.

Options (under the black band) lists all the options that apply to the product, their price, and what is required to specify.

Related Products provide specification information for products that are directly related.

Tip 6

Required to Specify

Specify with *Customiz Stain*

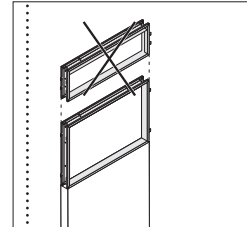
Italic typeface on specifying pages usually identifies wording that you should use in your order.

Tip 7

To determine how many skins are needed to complete a panel, consult the table at the right.
Tip: Remember to order skins for both sides of the panel buildup.

Watch for tips throughout the text that give you explanations and helpful instructions.

Tip 8



Learn what you cannot do by looking for drawings crossed out with an "X."

Tip 9

Use the surface materials listings in the Surface Materials section of this book to find surface material color numbers.

Tip 10

| Style Number | Page |
|--------------|------|
| TS7042BL | 131 |
| TS7042S | 130 |
| TS7048BL | 131 |
| TS7048S | 130 |
| TS7060BL | 131 |
| TS7060S | 130 |
| TS7072BL | 131 |

Refer to the style number index when you need a style number and you need to find the page that has more details about the product.

Additional Resources

Lite Scale is supported with informational materials, tools, and software to help you plan, specify, and order an installation efficiently.

Product brochures and planning tools can be ordered through your Steelcase area office by calling 1.800.784.0358 or through the Marketing Resources web site at village.steelcase.com.

Printed Materials

Surface Materials Reference Manual

This publication provides:

- An explanation of the surface materials
- “Available on” matrices
- Vertical surface fabric and seating upholstery selection listing
- Technical data for surface materials
- Surface material care and cleaning instructions

Computer Tools

Electronic Catalog

Accurate sales quotations and purchase orders for Steelcase products are created with specification software that uses Steelcase Electronic Catalog data. Use the data to specify and price style numbers and options for every Steelcase product. The data is updated bimonthly by Steelcase and provided to software programs including: the Hedberg Business System, SmartTools—Steelcase’s design and specification software (for more information on SmartTools, please email SmartTools@steelcase.com), the ProjectMatrix ProjectSymbols libraries, as well as 20-20 CAP Studio.

Furniture Symbol Graphic Data

Steelcase creates 2D and 3D furniture symbols (with attributes) for planning and initially specifying Steelcase products. This data is incorporated into several add-on software packages that work in either a Microstation or an AutoCAD drafting environment.

For more information about these and other software tools to help you plan effective work environments, please email fsi@steelcase.com.

Digital Publications

You can access these digital publications at www.steelcase.com or village.steelcase.com.

Support

Steelcase Capabilities

Steelcase products are distributed, installed, and serviced through a network of more than 600 dealers worldwide. Steelcase is also represented with offices and corporate showrooms in 26 U.S. cities, 4 Canadian cities, and in France, Germany, Great Britain, and Japan. Every Steelcase product meets our exceptionally high standards of quality and durability and comes with the Steelcase assurance of excellence in service.

For ordering or product assistance, please call your local dealer, the Steelcase Solutions Resource Team, or the Steelcase Solutions Fulfillment Team at 1.888.STEELCASE (1.888.783.3522) or send an e-mail to lineone@steelcase.com.

Call the Steelcase Solutions Resource Team prior to placing an order, when working on a bid, or when you need information about product applications and specifications.

Call the Steelcase Solutions Fulfillment Team if you have submitted an order to Steelcase and you need to speak to your Solutions Fulfillment Team Representative about the order. Also call if you have any post-shipment quality concerns or service parts questions.

For warranty information, please go to <http://www.steelcase.com/warranty/>.

Outside the U.S.A., Canada, Mexico, Puerto Rico, and the U.S. Virgin Islands, call 1.616.247.2500.

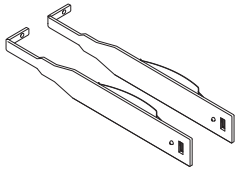
For information about Steelcase, the name of your nearest Steelcase dealer, or for product literature, call 1.800.333.9939, or visit our Web site: www.steelcase.com.

Sustainability

At Steelcase, we believe business can be a force for good. We create long-lasting products that are better for people and better for the planet. Our products and operations use life cycle thinking to meet our commitment to reducing climate change. This commitment is reinforced by practices such as designing to minimize global warming and other life cycle impacts, ensuring material health, and enabling end-of-use strategies. To learn more at a corporate level, visit: <https://www.steelcase.com/discover/steelcase/esg-overview/environmental/> Product Environmental Profiles, which provide key environmental attributes such as recycled content, embodied carbon and recyclability, as well as product certifications can be found by searching for Steelcase at *Origin.build*.

Statement of Line

Framing Components



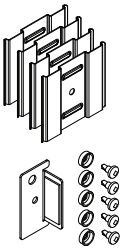
Understanding
▶ Page 24
Specifying
▶ Page 56



Understanding
▶ Page 24
Specifying
▶ Page 56

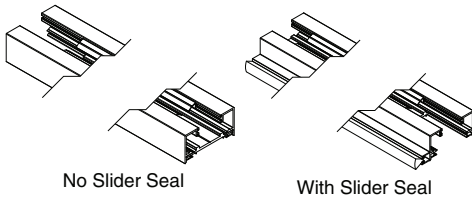
Post Extension

Ceiling Track Plinth Gen2



Understanding
▶ Page 24
Specifying
▶ Page 56

Vertical Transition Hardware



Understanding
▶ Page 24
Specifying
▶ Page 57




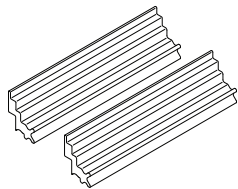
Understanding
▶ Page 24
Specifying
▶ Page 58

Vertical Transition Lite Scale to Privacy Walls/ Glass Selections

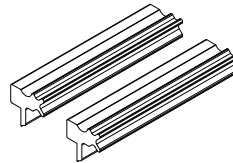
Base Plinth Gen2

2.5"H 5"H





Understanding
 ▶ Page 26
 Specifying
 ▶ Page 59



Understanding
 ▶ Page 32
 Specifying
 ▶ Page 59

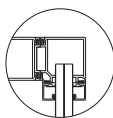
Base Plinth—Panel

2.5"H 5"H

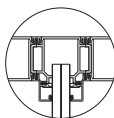


Ceiling Track Plinth—Panel

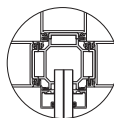
2.25"H



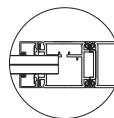
L-corner



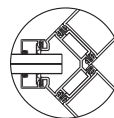
T-corner



X-corner



In-Line



135° Y

Understanding
 ▶ Page 32
 Specifying
 ▶ Page 60

Posts

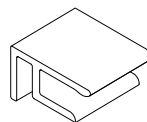
122"H



Tip: Posts are cut to length in the field.



Understanding
 ▶ Page 32
 Specifying
 ▶ Page 61



Understanding
 ▶ Page 32
 Specifying
 ▶ Page 62

Feature Strips

In-line Half

121"H



Feature Strip Cover

6"H



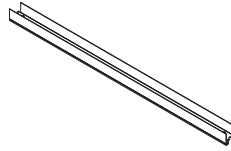
Statement of Line, Framing Components, continued



Understanding
▶ Page 24
Specifying
▶ Page 63

Structural Vertical Post

82.24409"—120"H



Understanding
▶ Page 24
Specifying
▶ Page 64

Structural Horizontal

38"—48"W



Understanding
▶ Page 24
Specifying
▶ Page 65

Vertical Transition-Butt Glazed

122"H



Understanding
▶ Page 24
Specifying
▶ Page 65

Vertical Transition-Inner

122"H



Understanding
▶ Page 24
Specifying
▶ Page 65

Vertical Transition-Cover

122"H

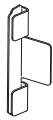


Understanding
▶ Page 24
Specifying
▶ Page 65

Vertical Transition-Stop

122"H





Understanding
 ▶ Page 24
 Specifying
 ▶ Page 65

Vertical Transition–Safety Spring



Understanding
 ▶ Page 24
 Specifying
 ▶ Page 66

90° Junction Trim

82.24409"–120"H



Understanding
 ▶ Page 24
 Specifying
 ▶ Page 66

Outer Junction Cover

82.24409"–120"H



Understanding
 ▶ Page 24
 Specifying
 ▶ Page 67

Bypass Outer Junction Cover

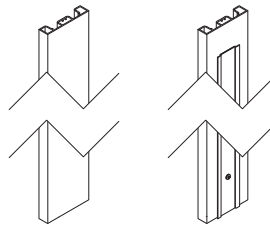
82.24409"–120"H



Understanding
 ▶ Page 35
 Specifying
 ▶ Page 67

Glass Selections Bypass

120"H



Understanding
 ▶ Page 36
 Specifying
 ▶ Page 68

Lite Scale Glass to V.I.A. Junction Adapter

122"H



Understanding
 ▶ Page 36
 Specifying
 ▶ Page 68

Multi-Purpose Adapter

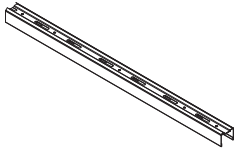
120"H



Understanding
 ▶ Page 24
 Specifying
 ▶ Page 69

Utility Panel Cover

82.24409"–120"H



Understanding
▶ Page 24
Specifying
▶ Page 70

Straight Ceiling Track

144"L



Understanding
▶ Page 24
Specifying
▶ Page 70

Ceiling Track-End Channel



Understanding
▶ Page 24
Specifying
▶ Page 71

Glass Stop-Vertical

122"L



Understanding
▶ Page 24
Specifying
▶ Page 71

Glass Channel-Vertical

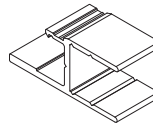
122"L



Understanding
▶ Page 24
Specifying
▶ Page 71

Glass Channel-Ceiling Track, Single


122"L



Understanding
▶ Page 24
Specifying
▶ Page 71

Glass Channel-Variable Angle

122"L



Understanding
▶ Page 24
Specifying
▶ Page 71

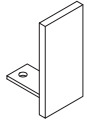
Glass Channel Floor Track, Single

122"L



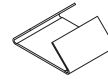
Understanding
▶ Page 24
Specifying
▶ Page 72

Finished End Cap-Small



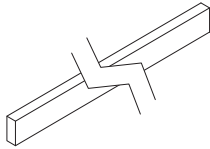
Understanding
▶ Page 24
Specifying
▶ Page 72

Finished End Cap-Large



Understanding
▶ Page 24
Specifying
▶ Page 73


Seal-Ceiling Grid



Understanding
▶ Page 24
Specifying
▶ Page 73

Seal-Light and Sound


122"L



Understanding
▶ Page 24
Specifying
▶ Page 74

Glazing Channel-Ceiling

122"L



Understanding
▶ Page 24
Specifying
▶ Page 74

Glazing Channel-Floor

122"L



Understanding
▶ Page 24
Specifying
▶ Page 74

Glazing Strip-Vertical

122"L

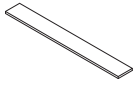


Specifying
▶ Page 75

Glazing Blocks

Statement of Line

Lite Scale Glass Lites



Specifying
▶ Page 75

Glazing Shim–Small



Specifying
▶ Page 75

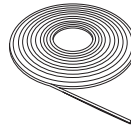
Glazing Shim–Medium



Understanding
▶ Page 38
Specifying
▶ Page 76

Glass Lite Butt Glazed

6"–120"H x 6"–120"W



Understanding
▶ Page 38
Specifying
▶ Page 77

Glazing Tape–Clear

54'L



Understanding
▶ Page 38
Specifying
▶ Page 77

Glazing Tape–Black

108'L



Statement of Line

Lite Scale Doors



Understanding
▶ Page 40
Specifying
▶ Page 78

Single Reversible Swing Door Frame

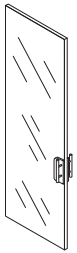
83.62992"—119.80315"H x 28"—44.5"W



Understanding
▶ Page 40
Specifying
▶ Page 79

Single Reversible Solid Swing Door Leaf

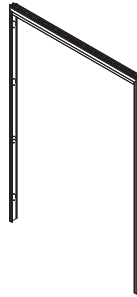
83.62992"—119.80315"H x 28"—44.5"W



Understanding
▶ Page 40
Specifying
▶ Page 80

Single Reversible Polished Edge Swing Door Leaf

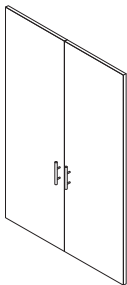
83.62992"—119.80315"H x 28"—44.5"W



Understanding
▶ Page 40
Specifying
▶ Page 81

Pair of Reversible Swing Door Frames

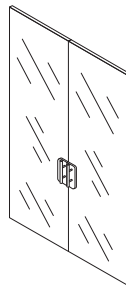
83.62992"—119.80315"H x 48"—80"W



Understanding
▶ Page 40
Specifying
▶ Page 82

Pair of Reversible Solid Swing Door Leaves

83.62992"—119.80315"H x 48"—80"W



Understanding
▶ Page 40
Specifying
▶ Page 83

Pair of Reversible Polished Edge Swing Door Leaves

83.62992"—119.80315"H x 48"—80"W

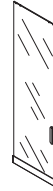




Understanding
 ▶ Page 50
 Specifying
 ▶ Page 84

Single Surface Mounted Slider Door Frame

82.04724"—119.80315"H x 38"—48"W



Understanding
 ▶ Page 50
 Specifying
 ▶ Page 85

Single Surface Mounted Polished Edge Slider Door Leaf


82.04724"—119.80315"H x 38"—48"W



Understanding
 ▶ Page 42
 Specifying
 ▶ Page 86

Basic Single Surface Mounted Slider Door Track

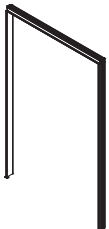
6"—144"W



Understanding
 ▶ Page 42
 Specifying
 ▶ Page 87

Reinforced Single Surface Mounted Slider Door Track

98.00001"—168"W



Understanding
 ▶ Page 42
 Specifying
 ▶ Page 88

Frame for Pair of Surface Mounted Slider Doors


82.04724"—119.80315"H x 60"—80"W



Understanding
 ▶ Page 42
 Specifying
 ▶ Page 89

Pair of Surface Mounted Polished Edge Slider Door Leaves

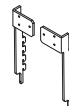
82.04724"—119.80315"H x 60"—80"W



Understanding
 ▶ Page 42
 Specifying
 ▶ Page 90

Reinforced Track for Pair of Surface Mounted Slider Doors

106.874"—288"W

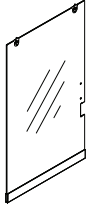


Understanding
 ▶ Page 42
 Specifying
 ▶ Page 91

Slider Door Track Bracket

82.04724"—119.80315"H





Understanding
 ▶ Page 42
 Specifying
 ▶ Page 92

Glass Selections Full-Height Polished Edge Slider Door Leaves

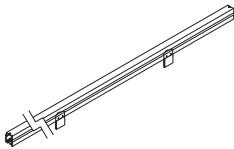
84"-120"H



Understanding
 ▶ Page 42
 Specifying
 ▶ Page 94

Glass Selections Full-Height Polished Edge Slider Door Frame


84"-120"H X 38"W-48"W



Understanding
 ▶ Page 42
 Specifying
 ▶ Page 96

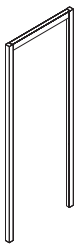
Glass Selections Full-Height Polished Edge Slider Track

| Door Width | Track Width |
|------------|-------------|
| 38"W-48"W | 71"W-144"W |



Understanding
 ▶ Page 42
 Specifying
 ▶ Page 97

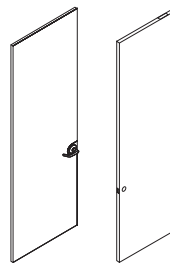
Glass Selections Full-Height Polished Edge Slider Hanger



Understanding
 ▶ Page 42
 Specifying
 ▶ Page 98

Glass Selections Full-Height Butt-Hinged Door Frame, Glass and Solid

| Ceiling Height | Door Width |
|----------------|------------|
| 84"-120.25"H | 40"-42"W |

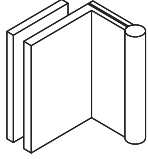


Understanding
 ▶ Page 42
 Specifying
 ▶ Page 99

Glass Selections Full-Height Butt-Hinged Door Leaf, Glass and Solid

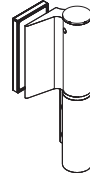
| Ceiling Height | Door Width |
|----------------|------------|
| 84"-120.25"H | 40"-42"W |





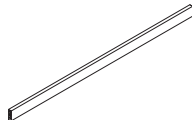
Understanding
▶ Page 42
Specifying
▶ Page 102

Butt Hinge Kits—Glass Selections Polished Edge



Understanding
▶ Page 42
Specifying
▶ Page 103

Slim Line Hinge Kits—Glass Selections Polished Edge Door



Understanding
▶ Page 42
Specifying
▶ Page 104

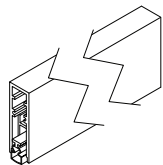
Drop Seal—Glass Selections Butt-Hinged Polished Edge Door or Solid Door

40"W–42"W



Understanding
▶ Page 42
Specifying
▶ Page 105

Roller Latch—Glass Selections Butt-Hinged Polished Edge Door



Understanding
▶ Page 42
Specifying
▶ Page 106

Swing Door—Drop Seal Assembly

28"–48"W





Understanding
▶ Page 42
Specifying
▶ Page 107



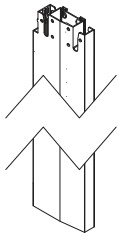
Understanding
▶ Page 42
Specifying
▶ Page 108

Slider Door–Assembly Hardware

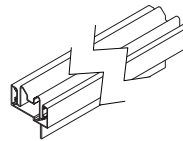
Swing Door– Assembly Hardware

84"H–120"H

●



Understanding
▶ Page 42
Specifying
▶ Page 109



Understanding
▶ Page 42
Specifying
▶ Page 110

Door Frame–Slider, Single

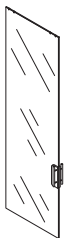
84"H–120"H X 40"W–48"W

●

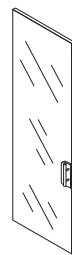
Door Frame– Swing, Single

84"H–120"H X 28"W–48"W

●



Understanding
▶ Page 42
Specifying
▶ Page 111



Understanding
▶ Page 42
Specifying
▶ Page 112

Door Leaf–Slider, Polished Edge

84"H–120"H X 40"W–48"W

●

Door Leaf– Swing, Polished Edge

84"H–120"H X 28"W–48"W


●



Understanding
 ▶ Page 42
 Specifying
 ▶ Page 113

Door Leaf–Swing, Solid

84"H–120"H X 28"W–48"W




Understanding
 ▶ Page 42
 Specifying
 ▶ Page 114

Door Track–Slider, Single

| Planned Width | Width–Door |
|---------------|------------|
| 75"H–120"H | 40"W–48"W |

75"H–120"H

40"W–48"W



Understanding
 ▶ Page 42
 Specifying
 ▶ Page 115

Slider Door–Drop Seal Housing

40"–48"W



Understanding
 ▶ Page 42
 Specifying
 ▶ Page 116

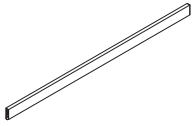
Vertical Transition, Everwall to Lite Scale

40"W–48"W



Statement of Line

Door Hardware



Specifying
▶ Page 117

Door Seal—Glass Selection Butt Hinged Polished Edge Door

28"—44.5"W



Specifying
▶ Page 117

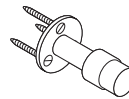
Magnetic Wall Stop



Specifying
▶ Page 118

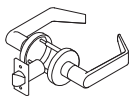
Dome Style Floor Stop

28"—44.5"W



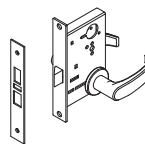
Specifying
▶ Page 118

Base Stop



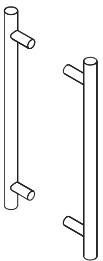
Specifying
▶ Page 119

Cylindrical Latch Set



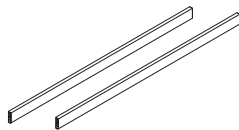
Specifying
▶ Page 119

Mortise Latch Set



Specifying
▶ Page 120

Push/Pull Handle



Specifying
▶ Page 121

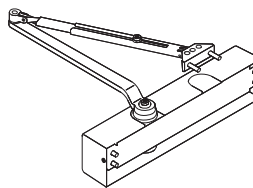
Door Drop Seals

48"W-80"W



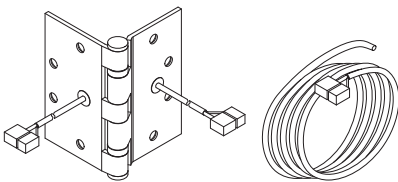
Specifying
▶ Page 121

Flush Bolts



Specifying
▶ Page 122

Door Closer



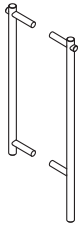
Specifying
▶ Page 122

Electric Hinge



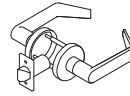
Specifying
▶ Page 122

Ladder Pull, Aligned



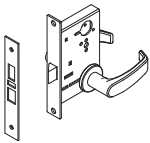
Specifying
▶ Page 123

Ladder Pull, Offset



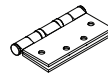
Specifying
▶ Page 123

Cylindrical Latch Set for Use with Everwall Doors



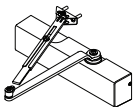
Specifying
▶ Page 124

Mortise Latch Set for Use with Everwall Doors



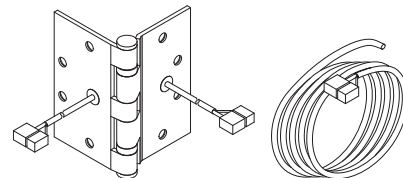
Specifying
▶ Page 125

Butt Hinges for Use with Everwall Doors



Specifying
▶ Page 125

Door Closer for Use with Everwall Doors



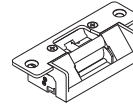
Specifying
▶ Page 126

Electric Hinge for Use with Everwall Doors



Specifying
▶ Page 126

Roller Latch for Use with Everwall Doors




Specifying
▶ Page 127

Electric Strike for Use with Everwall Swing Doors



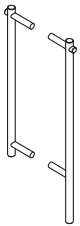
Specifying
▶ Page 127

Slider Lever Lock for Use with Everwall Doors



Specifying
▶ Page 128

Ladder Pull, Aligned for Use with Everwall Solid Doors



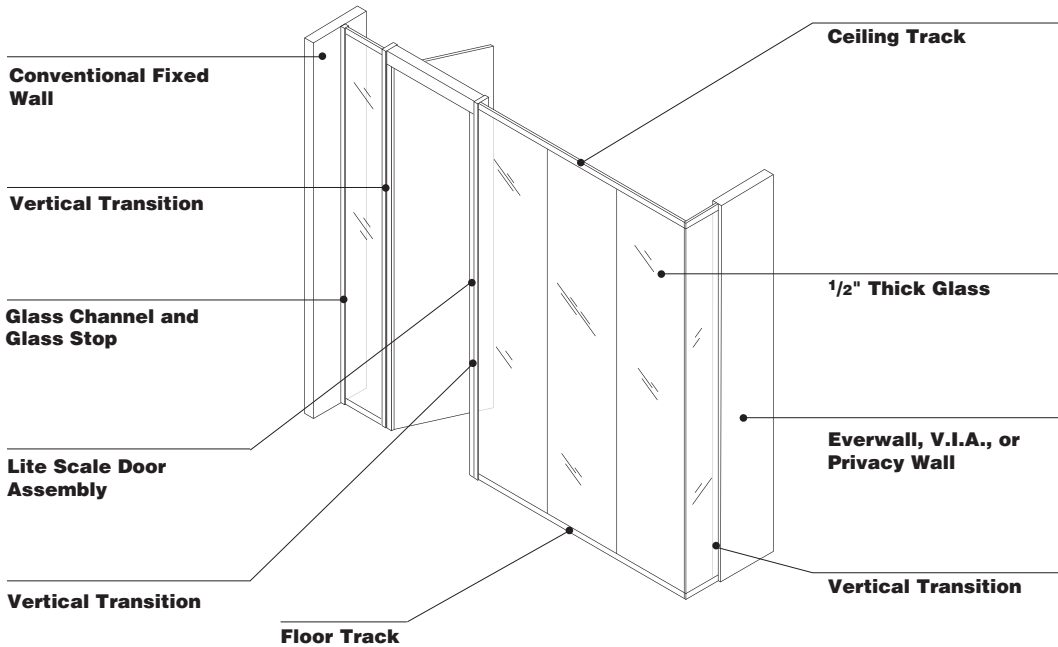
Specifying
▶ Page 130

Ladder Pull, Offset for Use with Everwall Solid Doors

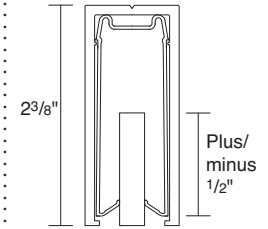
Framing Components

Lite Scale framing components include horizontal and vertical channels that interface with building elements or adjacent modular walls to enable installation of Lite Scale glass.

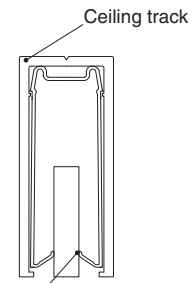
Lite Scale framing components will interface with a variety of door frame platforms and functionality.



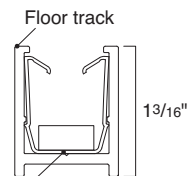
Product Details



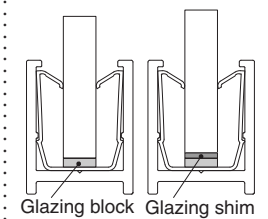
Ceiling track allows for 1/2" of adjustment in each direction. Floor track allows for an increase of 1/2" .



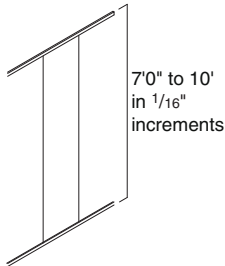
Ceiling track and glazing channel are combined during installation. Parts are provided in 122" lengths and cut to size on site as necessary.



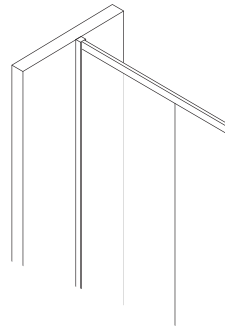
Floor track and glazing channel are combined during installation. Parts are provided in the 122" lengths and cut to size on site as necessary.



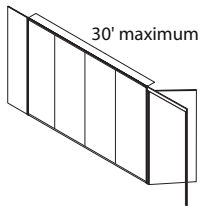
Glazing shims, along with additional glazing blocks, can be combined to level the glass when floors are uneven. Floor track can be shimmed up to 1/2" .



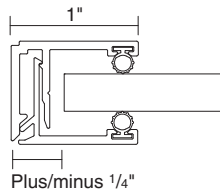
Ceiling height can be specified from 7'0" to 10'0" in 1/16" increments.
Tip: Specify ceiling height of your installation. Glass and door components will be fabricated to allow for ceiling track.



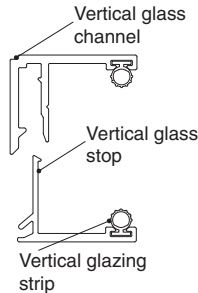
Lite Scale glass walls can intersect with conventional walls using vertical channels and stops.



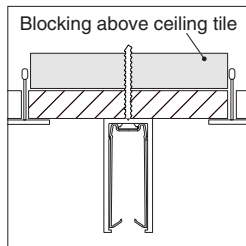
The maximum length of the Lite Scale glass wall is 30'0". At this length, a vertical component (post, door frame, mini-end, or glass channel) must be positioned at both ends of the wall.



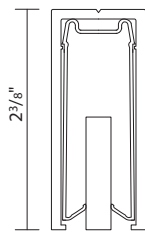
Vertical glass channel allows for 1/4" of adjustment.



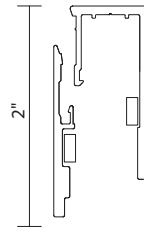
Vertical glass channels can be used at terminations against conventional walls. Parts are provided in 122" lengths and are cut to size on site as necessary.



When installed under a suspended ceiling grid, blocking is required above ceiling tiles for structural support. Blocking materials and fasteners are provided by the installer.

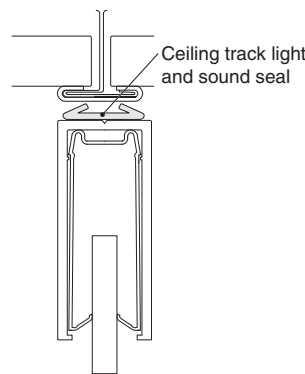


Generation 2

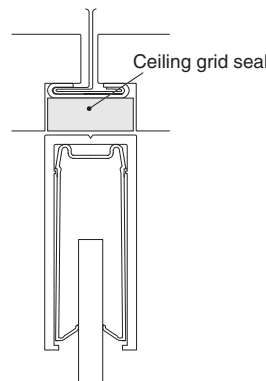
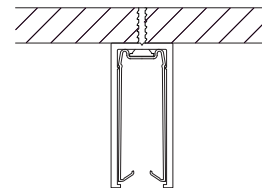


Generation 1

The original Generation 1 ceiling track for Lite Scale is a different height (2" versus 2 3/8") and utilizes a different glass height logic. Plan accordingly if using both versions.

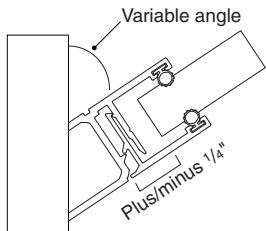
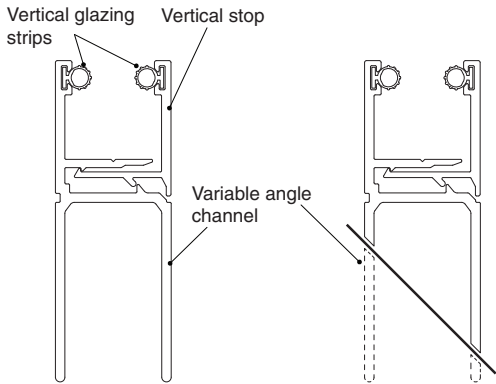


When installed under a suspended ceiling grid, a light and sound seal is added to the ceiling track during installation.
Tip: This seal is not required at drywall soffit or ceilings.

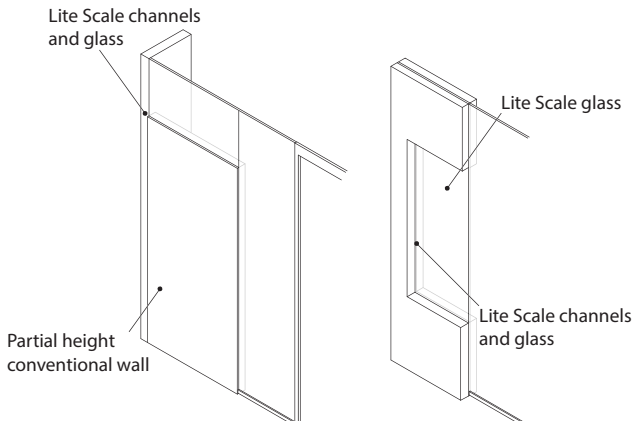


When installed under a suspended ceiling grid with recessed grid and regular tiles, ceiling grid seal is specified to fill potential gaps.

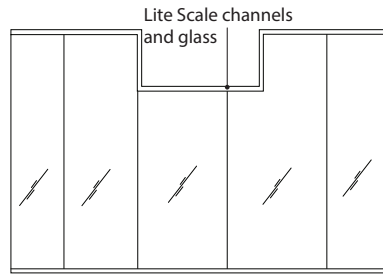
Framing Components, continued



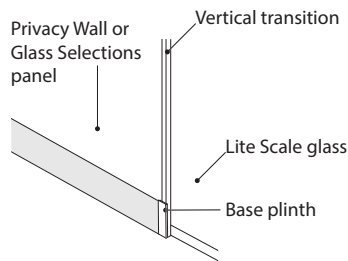
A variable angle glass channel with a glass stop is used to create angles other than 90° at a termination at a conventional wall. The channel is cut to the proper angle by the installer. The minimum angle is 45°. Parts are provided in 122" lengths and cut to size on site as necessary.



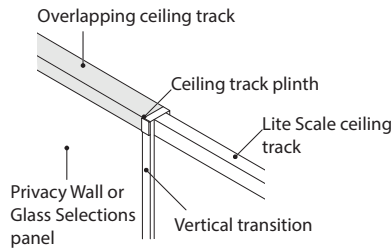
Vertical channel and glass stop can be field cut and mitered to fit a perimeter sill and soft conditions. Glass can also be set above partial height conventional walls in a knee-wall or clerestory application using floor track and ceiling track.



Glass ceiling track can be field cut and mitered to fit at soffit conditions or a change in ceiling height.

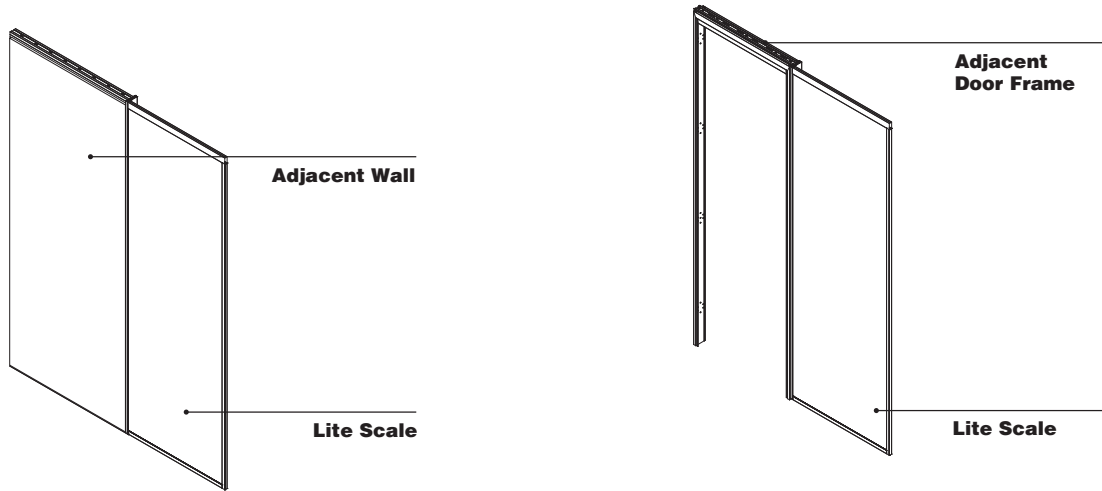


Base plinths cap the end of the Privacy Wall base trim at transitions from Lite Scale glass to Privacy Wall panels.



When using Privacy Wall panels with overlapping ceiling track, ceiling track plinths cap the end of the ceiling track at transitions from Lite Scale glass to Privacy Wall panels or door frames.

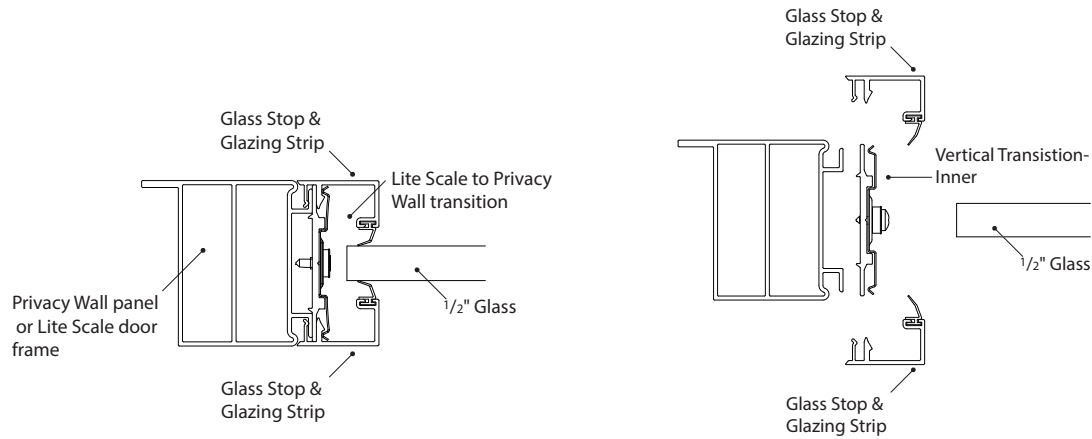
Lite Scale Transitions



Lite Scale is joined to door frames and adjacent Steelcase walls with vertical transitions. There are three different vertical transition assemblies for each wall type and door platform.

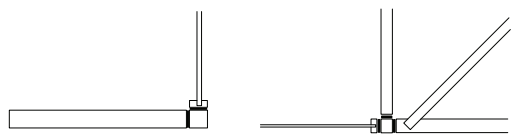


Lite Scale to Everwall

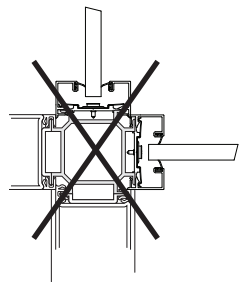


Lite Scale to Privacy Wall and Glass Selections

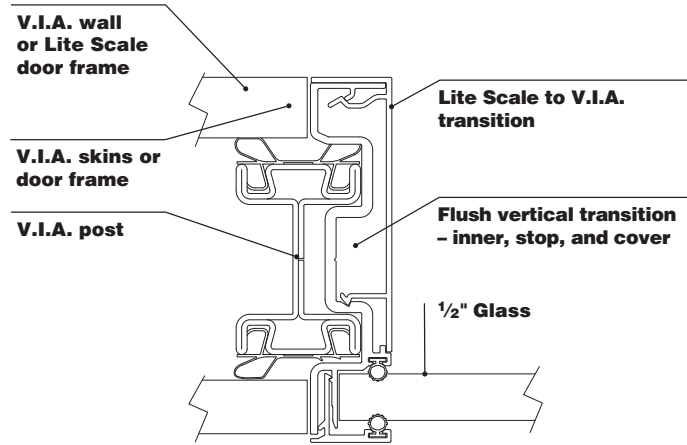
Transition assemblies are specified with a hardware attachment kit for assembly.



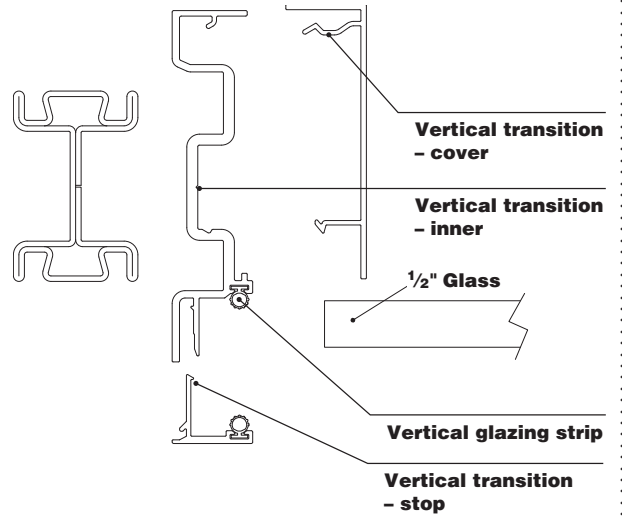
Transition verticals can be used at in-line connection at panels, door frames, as well as posts and adapters to join Lite Scale glass to Privacy Wall or Glass Selections.



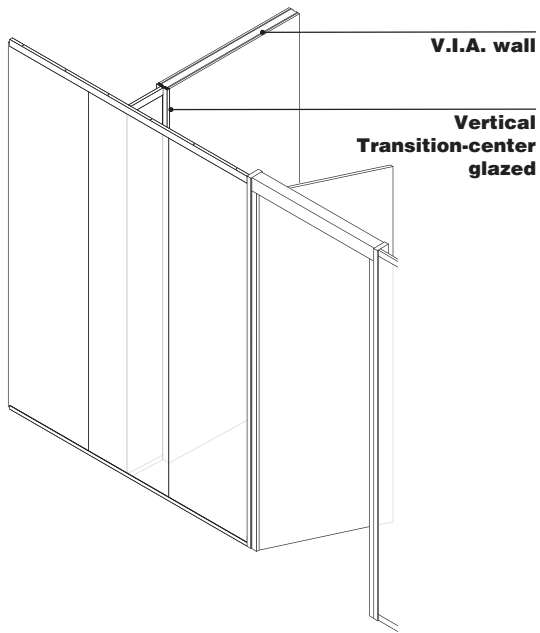
Transition verticals cannot be reconfigured in an X configuration.



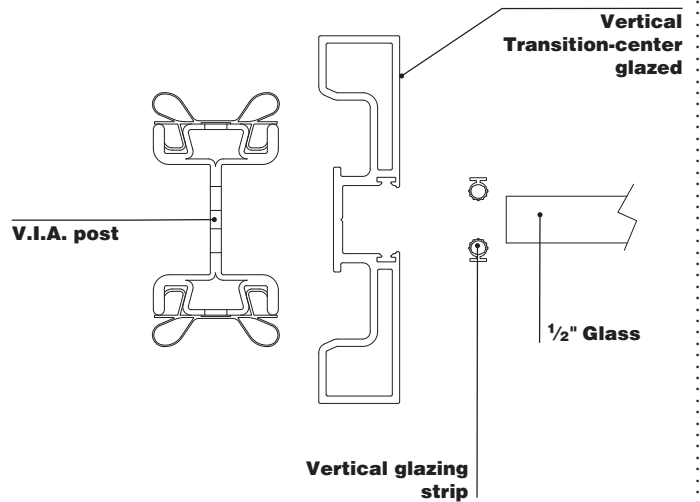
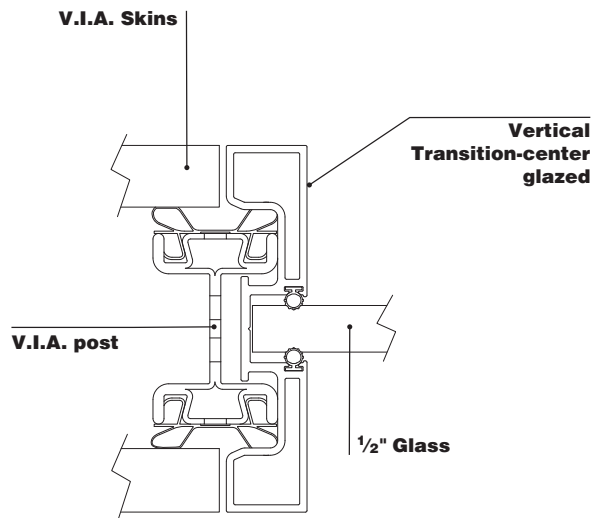
Lite Scale to V.I.A. Flush Glazed



Framing Components



Lite Scale to V.I.A. at T Condition-Centered Glazed



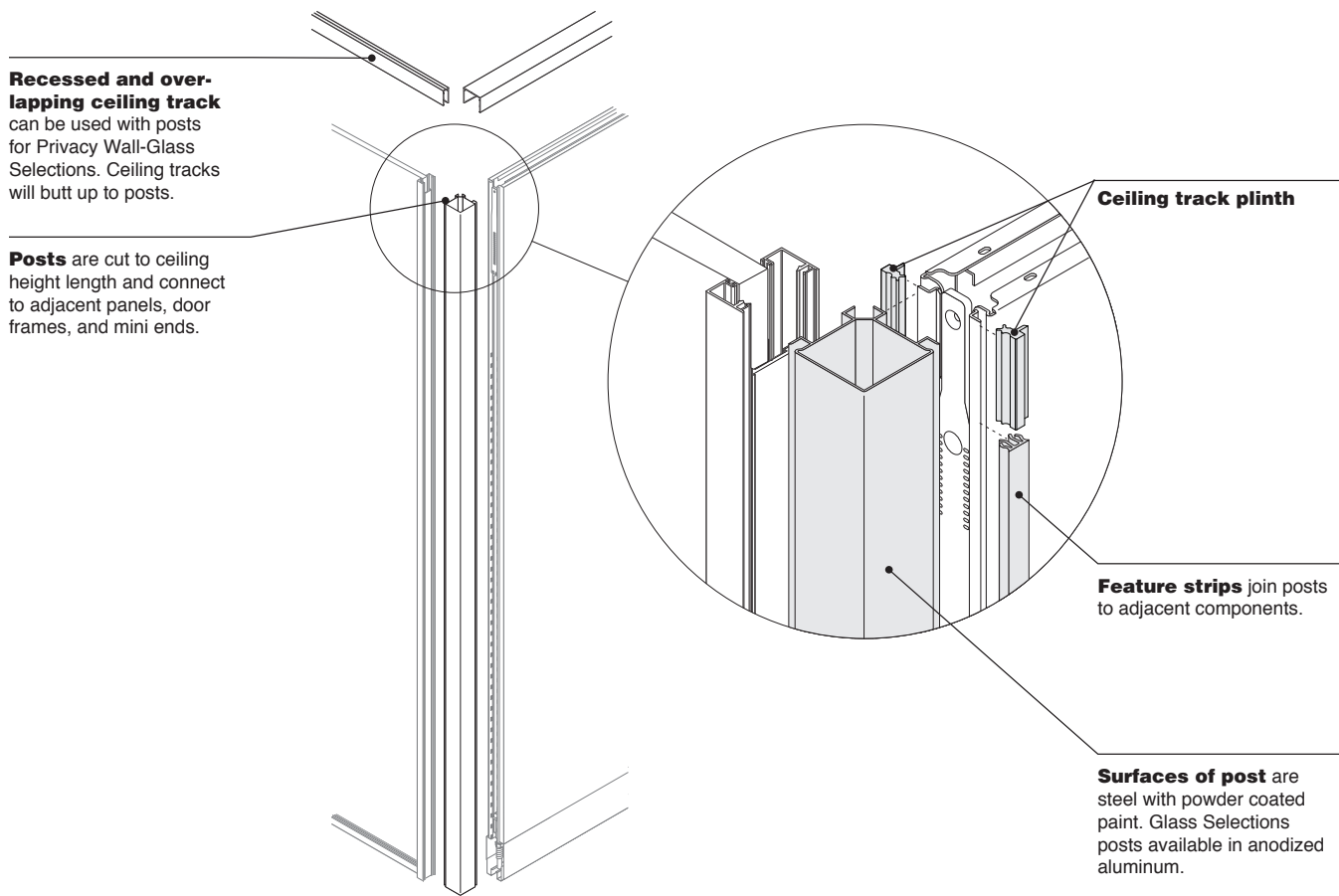
Lite Scale to V.I.A. Centered Glazed

When blending Lite Scale V.I.A. with V.I.A. cross walls at T conditions as shown above, a center glazed vertical transition can be used at the common wall. Parts are provided in 122" lengths and cut to size as necessary.

Posts and Feature Strips

Note: All planning and application guidelines contained in this section of the specification guide are based on the requirement that ceiling track is connected to a ceiling in order to properly support the wall components as shown.

Posts join panels in a variety of configurations.
▶ Specifying, page 60

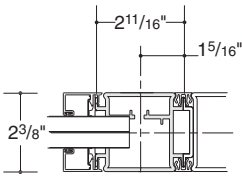


Product Details



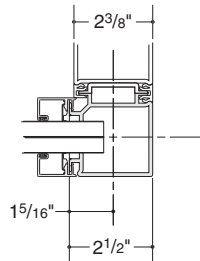
Post heights are standard at 122" and are cut in field to accommodate different ceiling heights.

Configurations for posts include in-line, L, T, X, and Y. *Tip: Base trim projects 1/16" from the face of the panel.*



Two in-line feature strips required

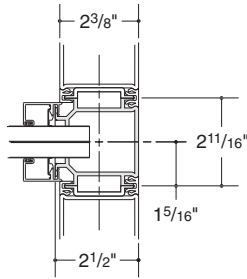
In-Line post



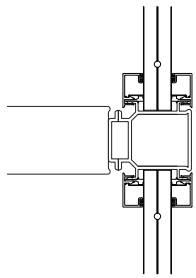
One in-line and one half feature strip required

L-post

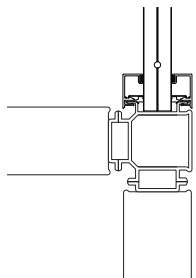
L-post has a square profile.



Two in-line and two half feature strips required

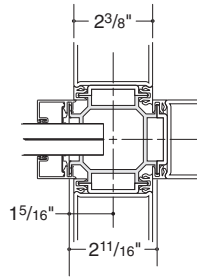


Two half feature strips required

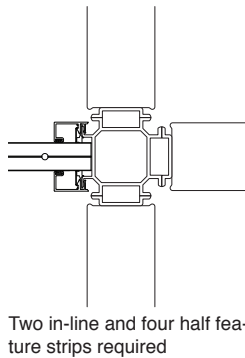


Two in-line and two half feature strips required

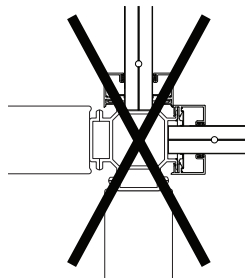
T-post with allowable configurations.



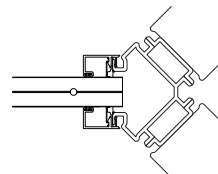
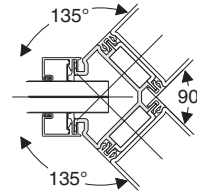
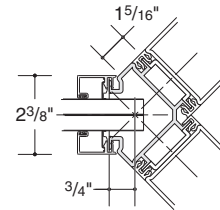
Four half feature strips required



Two in-line and four half feature strips required

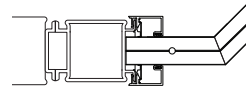
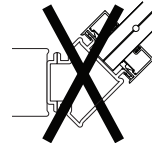


X-post with allowable configurations.



Two in-line and four half feature strips required

Y-post with allowable configuration is made up of a 90° corner and two 135° angles.

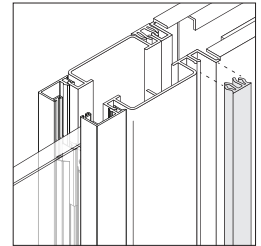


A post cannot be used for a V application. It must be Lite Scale to Lite Scale.

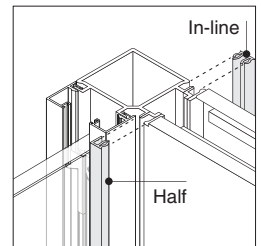
Connections

Any panel, door frame, or mini end can be connected to a post.

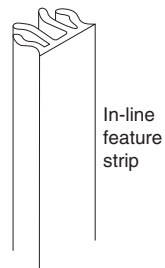
Posts are often more appropriate when planning with interior room dimensions. *Tip: Remember to allow for post dimensions when calculating the overall length of a wall.*



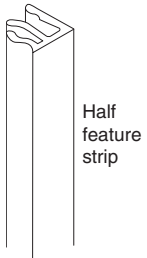
Feature strips, ordered separately, join panels and other components to posts and prevent light and sound leaks. Feature strips can be removed and reused. **► Page 61**



Two kinds of feature strips are available. They are available in packages of 25 (style numbers GPFS121, GPFSH121, GPFSA121, or GPFSHA121) and available in 121" height only.



In-line feature strips are used when joining two surfaces on the same plane. They are 121" long and are field-cut to size.



Half feature strip

Half feature strips are used in combination with inline feature strips for inside corner applications.

Tip: To ensure best fit for feature strips, specify a wall application option.

To rearrange panels, painted and anodized feature strips can be removed and reused.

Wiring & Cabling

Posts can be used to vertically route power and cable infeeds down from the ceiling or up from the floor.

Surface Materials

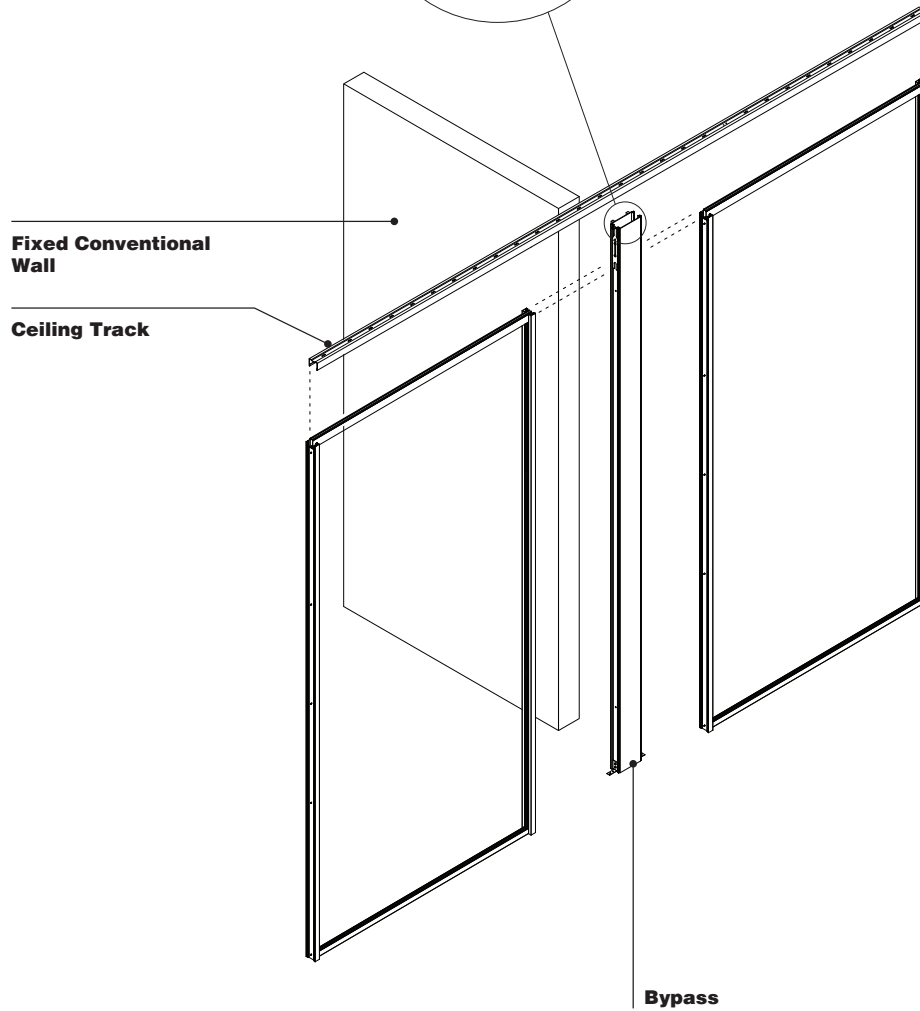
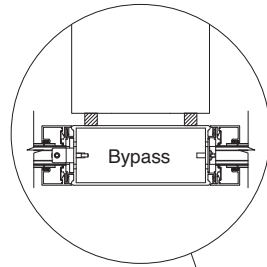
Posts

- Paint
- Anodized aluminum

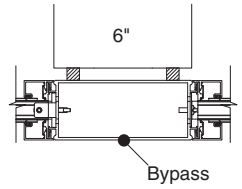
Feature Strips

- Paint
- Anodized aluminum

When applying Lite Scale glass fronts with conventional fixed cross walls, it may be desirable to create an interface condition where the Lite Scale wall conceals the cross wall. The bypass assembly is designed so that it can be installed as a complete assembly and create an uninterrupted visual along a corridor.

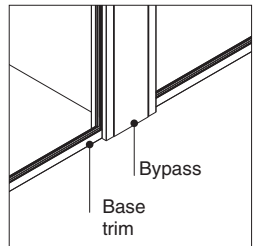


Product Details



The planning width for a bypass assembly is 6".

Bypass surfaces can be painted or anodized aluminum.



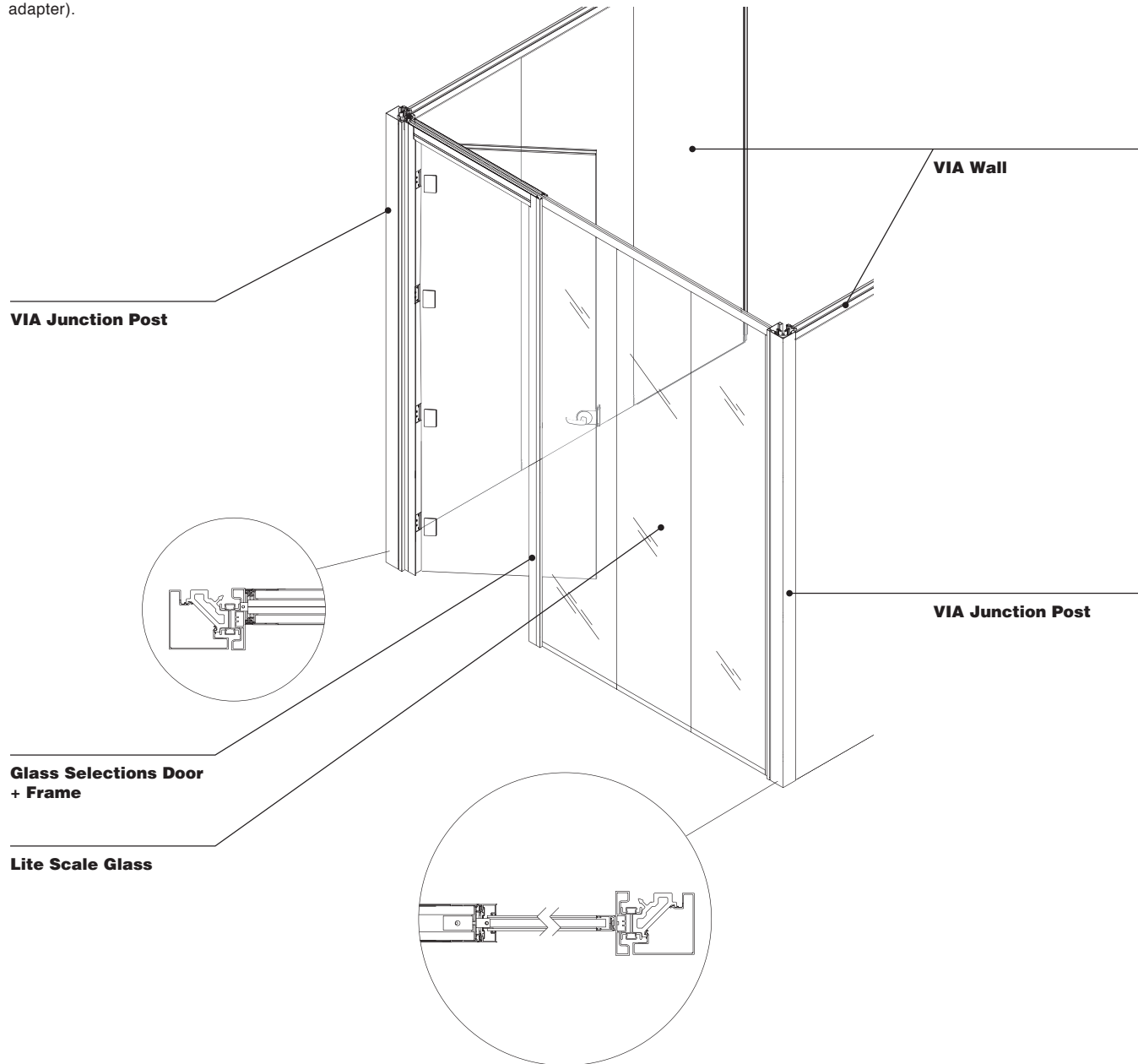
Bypass assemblies are designed to be used with base trim along the corridor side of the wall.

Surface Materials

- Bypass**
- 8043 Clear Anodized Aluminum
 - Paint

Lite Scale Glass to V.I.A. Junction Adapter

Junction adapter
engages vertically at the
end of a V.I.A. junction
post that connects to Lite
Scale glass (no adapter) or
to a Privacy Wall or Glass
Selections door frame (with
adapter).

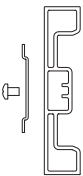


Product Details

Junction adapters are shipped in a standard height of 122" and are cut to length in the field.



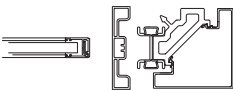
Junction Adapter with no Adapter.



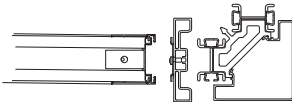
Junction Adapter with Adapter.

Junction adapters come in two configurations:

- with no adapter
- with adapter

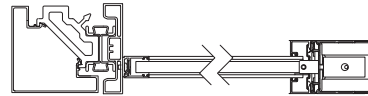


Junction adapter with no adapter comes standard with attachment hardware. The "U"-channel is ordered separately using style numbers **FELGCVT** and **FELGSVT** to accept Lite Scale glass. It is assembled to the V.I.A. junction post with screws.

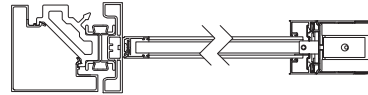


Junction adapter with adapter comes standard with a vertical spacer channel to accept Privacy Wall or Glass Selections door frame. It is assembled to the V.I.A. junction post with screws.

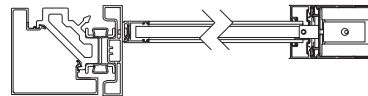
Junction adapter with no adapter will support a flush connection, center line connection, or a variable connection.



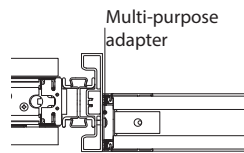
Privacy Wall installed flush to V.I.A.



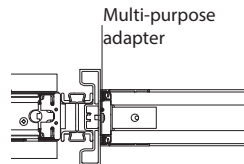
Privacy Wall installed center line to V.I.A.



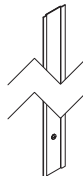
Privacy Wall installed at variable location to V.I.A. junction adapter will support a flush or near flush connection or center line connection.



Privacy Wall installed flush to V.I.A.



Privacy Wall installed center line to V.I.A.



Multi-purpose adapter is used in special applications.

Surface Materials

Junction adapter

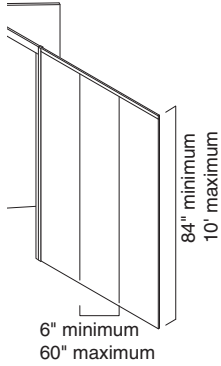
- 8043 Clear Anodized Aluminum
- Paint

Multi-purpose adapter

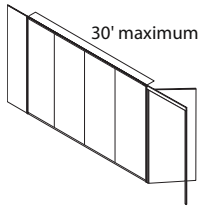
- Black paint

Lite Scale Glass Lites

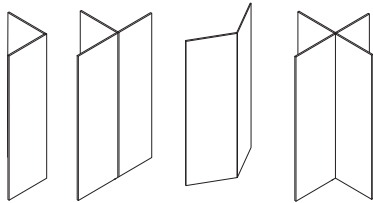
Lite Scale glass is a nominal $\frac{1}{2}$ " thick, and can be specified as tempered or laminated safety glass.



Glass thickness is $\frac{1}{2}$ ". Glass lites can be specified in widths from 6" to 60" wide. Ceiling heights can be specified from 84" to 10'.
Tip: Lite Scale glass widths of 40" or less are recommended to simplify handling and installation. Overall glass size should not exceed 40 square feet.



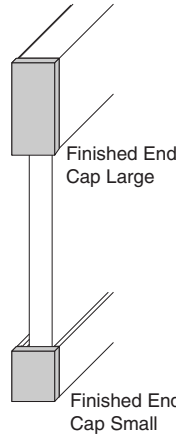
The maximum length of the Lite Scale glass wall is 30'. At this length, a vertical component (post, door frame, mini-end, or glass channel) must be positioned at both ends of the wall.



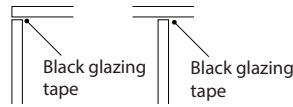
Various intersections can be created with Lite Scale glazing components. Framing components are shipped as straight lengths 122" long and are cut and mitered to the appropriate angle as part of the installation process.

90 degree angles use black glazing tape to join individual pieces of glass. Other angles can be joined using silicone or flexible bulb seals similar to CRL seal S1LB.
 ▶ See page 77 for black glazing tape.

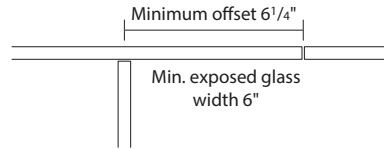
Glass for Lite Scale glazing can be provided through Steelcase or sourced through local suppliers. Glass sizes can be specified in $\frac{1}{16}$ " increments.



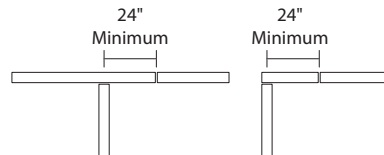
For walls that terminate in open plan, finished end caps are ordered to cap the ceiling and floor tracks.



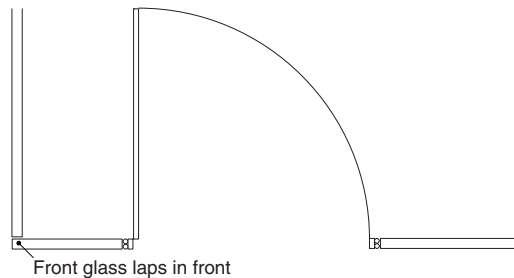
Black glazing tape is provided for perpendicular intersections.



An in-line glass joint can be no less than $6\frac{1}{4}$ " to the centerline of an L or T butt glass intersection.



In order to minimize the visual impact of vertical glass joints, it is recommended that an in-line joint be positioned no closer than 24" from an intersection.

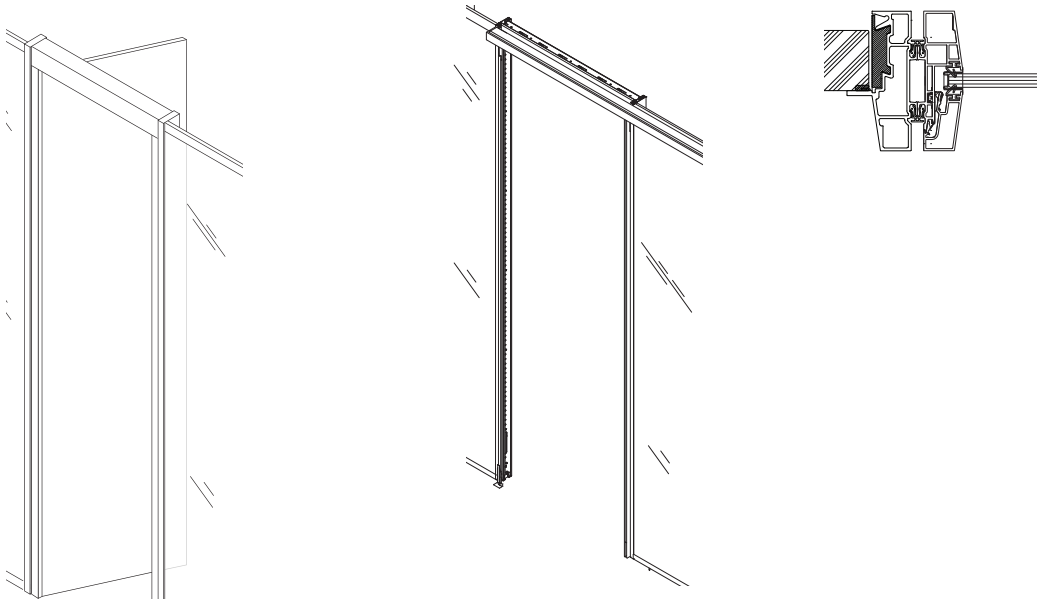


At L corners, the lap joint at the glass will typically be oriented to the glass in the front wall (as defined by the door opening placement) to extend through the corner.

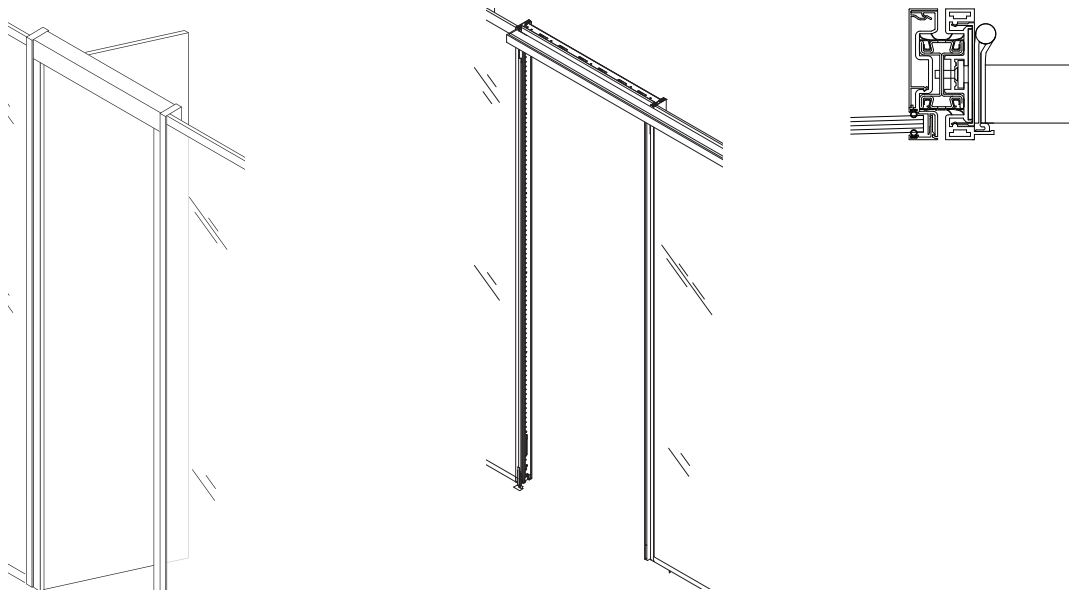
Lite Scale Door Opening Solutions

Lite Scale door opening solutions, which are offered specifically for use with Lite Scale walls, are derived from door unit assemblies and door hardware as designed for other architectural wall product lines.

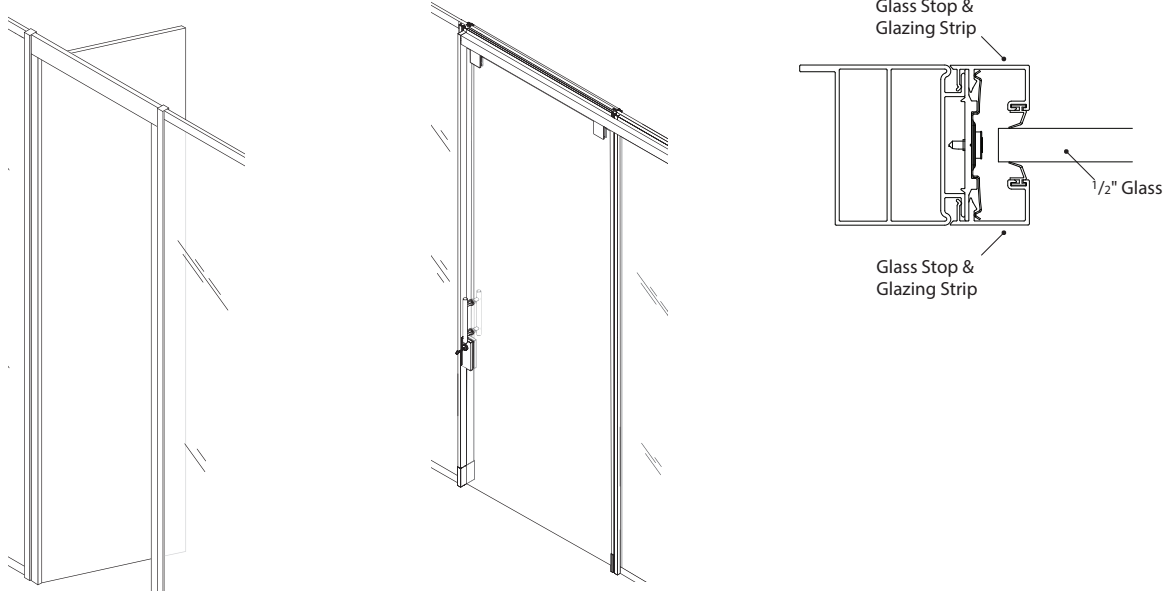
Everwall



V.I.A.



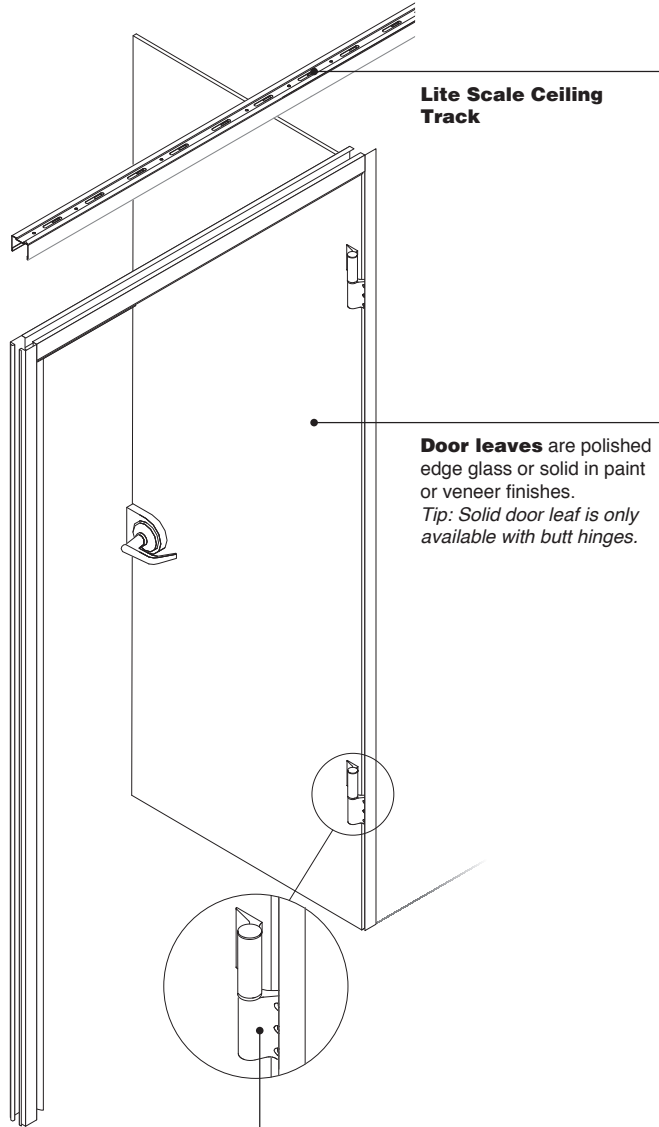
Glass Selections



Doors

Glass Selections Design

Swing Door Butt Hinged

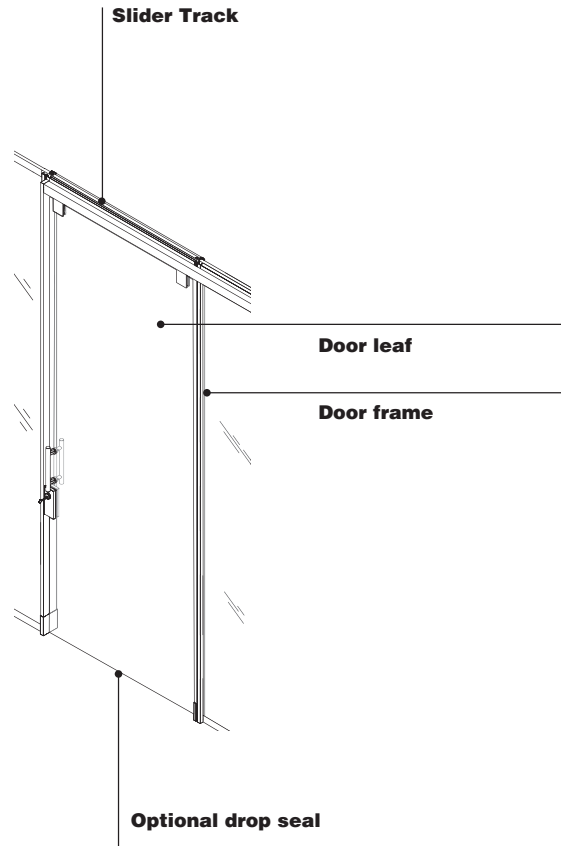


Lite Scale Ceiling Track

Door leaves are polished edge glass or solid in paint or veneer finishes.
Tip: Solid door leaf is only available with butt hinges.

Glass Selections butt hinged glass doors are prepped for use with slim line hinges or polished edge butt hinges.

Slider Door

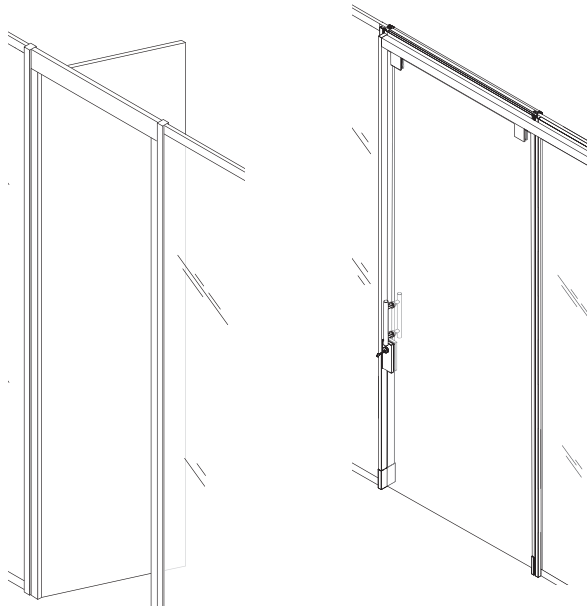


Slider Track

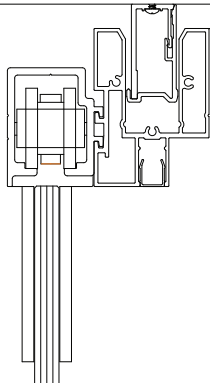
Door leaf

Door frame

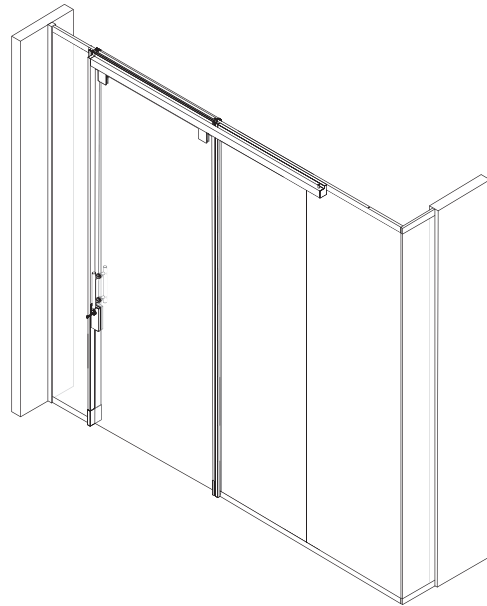
Optional drop seal



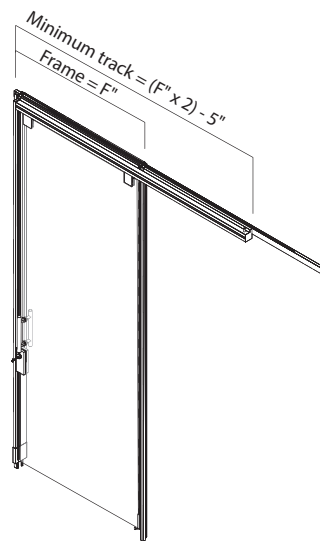
Door frames are available in full height configuration only.



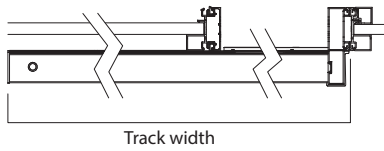
Door frame headers are positioned to create a 1/4" reveal at the ceiling.



Slider door assemblies are applied by specifying door frame, door leaf, track, and hanger. Sliders are available as full height only. Door frames and doors are available in widths of 40"W, 42"W, or 48"W. Additional widths are available in 1" increments.

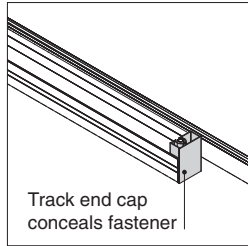


Slider door track is available in widths from 71"W to 144"W. The minimum width slider track = (door frame width x 2) minus 5".



Track width

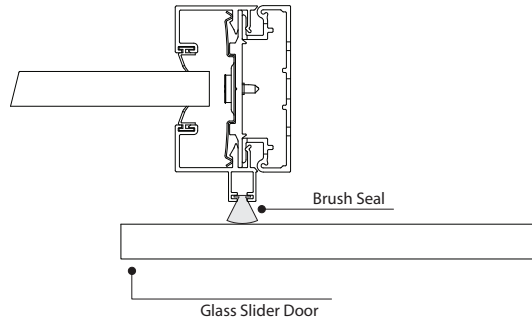
Slider door track width is measured from the centerline of the strike side feature strip to the end of the track.



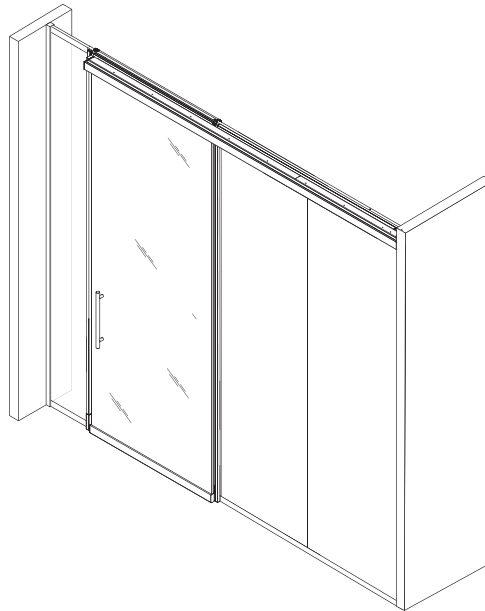
Track end cap conceals fastener

Slider door track hanger conceals the fastener that attaches the slider door track to the support structure above the ceiling.

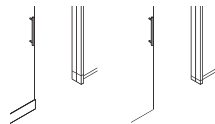
Customer or GC to provide structure above the ceiling or soffit as required to support a 150 pound vertical load at the trailing edge of the slider track.



When specified adjacent to slider door with brush seal, the transition vertical will be configured to receive the brush seal.

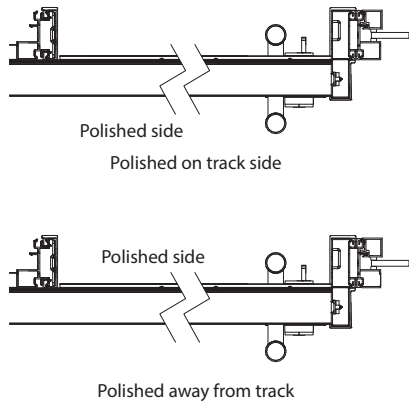


The slider track can span across a glass front by ordering an oversized width of track (120"W or 144"W) and having the installer cut to size.



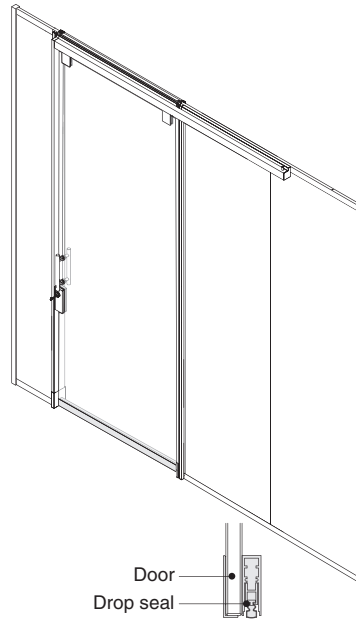
Metal bottom edge trim Polished edge

Within SmartTools, when slider doors are specified with a bottom polished edge, SmartTools may automatically adjust the door height as part of the height verification process. In order to minimize the door undercut in the closed position, the door will be specified within the "minimized" option.

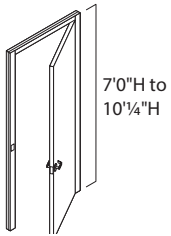


When using etched and/or patterned glass on the slider doors, the glass can be oriented to either face of the wall.

► Refer to page 42 for more information regarding etched and pattern glass.

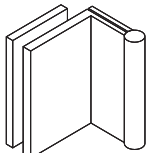


To enhance acoustical performance, polished edge doors can be specified with an optional drop seal at the bottom of the door. The drop seal automatically deploys to block the gap under the door when the door is closed, and retracts when the door is open.

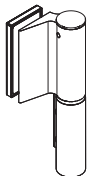


40"W Glass Selections Lite Scale butt-hinged frames can be specified from 7'0"H to 10'1/4"H in 1/8" increments. Doors and frames that are 42"W can be specified at a maximum height of 9'0"H.

Glass Selections butt-hinged doors are available with polished edge door leaves with 1/2" thick tempered glass in single, full height configuration or available with solid door leaf in single full height configuration.

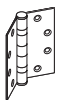


Butt Hinge

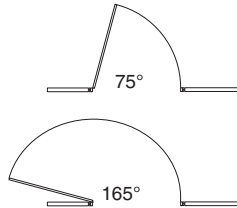


Slim Line Hinge

Polished edge butt-hinged doors can be equipped with polished edge butt hinges or slim line hinges.




Solid doors are equipped with butt hinges. Three hinges per door opening for ceiling height less than 87". Four hinges are required per door of or ceiling heights 87" or higher.

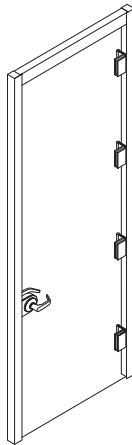


When specified with the self-close feature, one of the slim line hinges includes a hold-open feature that engages the door at approximately 75° (when 90° hinge is specified) or 165° (when 180° hinge is specified). The hinge includes an adjustable control for regulating the force of the closure and fine-tuning the braking control.

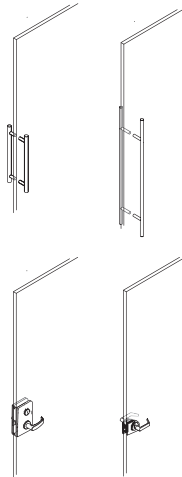
The slim line hinge can also be configured as a free-swinging hinge.



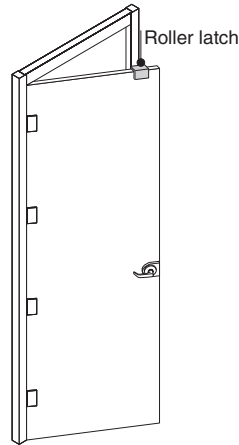
When specified with polished edge slim line hinges, Lite Scale doors and frames will be configured for two hinges.



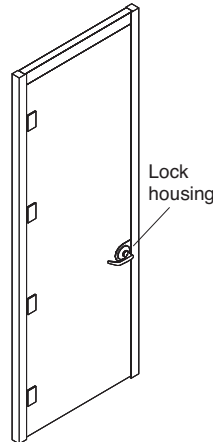
When specified with polished edge butt hinges at a height of 7'3"H or greater, Lite Scale doors and frames will be configured for four hinges. Doors and frames less than 7'3" will be configured for three hinges.



Glass Selections Lite Scale butt-hinged doors can be specified with mortise and cylindrical latch sets, push/pull handles, and ladder pulls.

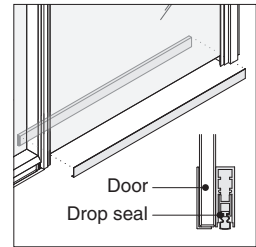


When equipped with push/pull handles or ladder pulls, self-closing hinges or a roller latch should be specified to keep the door in the closed position.




Glass Selections polished edge Lite Scale butt-hinged door leaves include housing for latch sets and roller latches as specified.

Glass Selections Lite Scale butt-hinged door frames are field cut to the floor with no plinth or base trim.




To enhance acoustical performance, an optional drop seal can be specified at the bottom of the door. The drop seal automatically deploys to block the gap under the door when the door is closed and retracts when the door is open.

Glass Selections Lite Scale butt-hinged doors and frames are designed to provide a 1/2" space between the bottom of the door leaf and the floor.

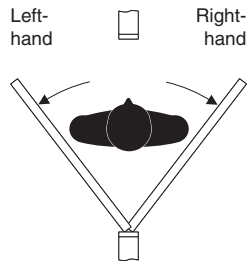


Width of a single door frame is 40"W or 42"W and accommodates door leaf widths of 35¹³/₁₆" or 37¹³/₁₆". The clear opening, not including hardware is 35"W and 37"W.



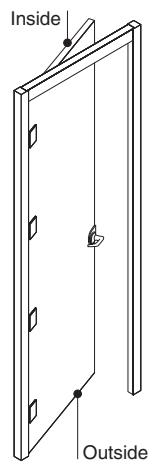
Left-hand Right-hand

Left- and right-hand versions of butt-hinged doors and door frames are available. Swing orientation cannot be altered.



To determine whether a door is left or right hand,

imagine yourself standing in the door's frame with your back against the side of the frame where the door's hinges will be attached. If the door will swing to your left, it is a left-hand door (and frame). If it will swing to your right, it is a right-hand door (and frame).



When specifying a door leaf with a satin finish,

the etched side of the glass can be oriented to either surface of the wall. For this purpose, the outside surface is defined as shown above.

Surface Materials

Frame

- Paint
- 8043 Anodized Aluminum

Door leaf (glass)

- 6500 Clear Tempered
- 6501 Low Iron Clear Tempered
- 6542 Satin

Door leaf (solid)

- Paint
- Veneer

Hinges

- 4710 Black
- 9200 Satin Chrome
- 9201 Polished Chrome (slim line only)

Latch set housing

- 4710 Black
- 9200 Satin Chrome
- 9201 Polished Chrome

Roller latch housing

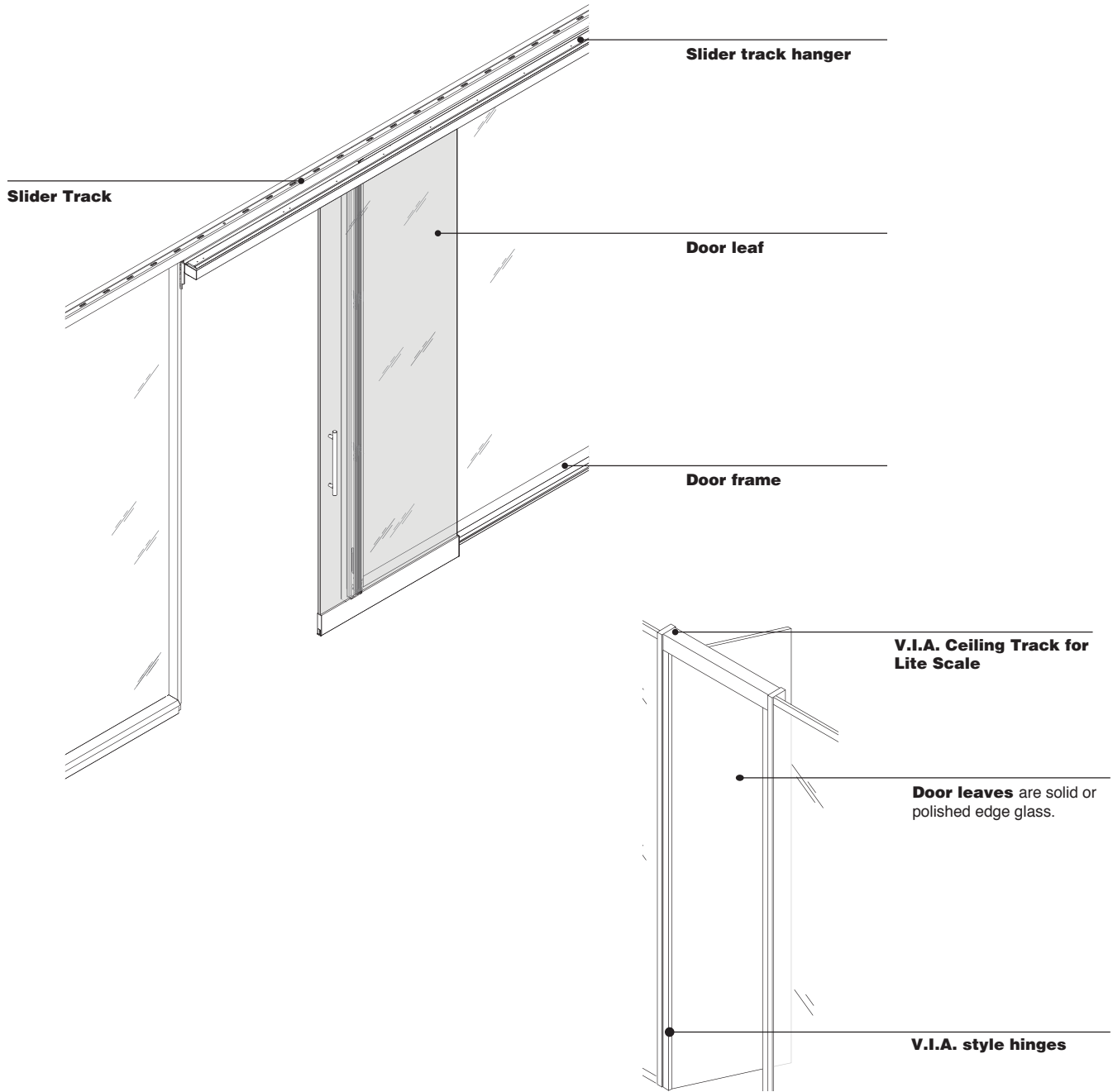
- 4710 Black
- 9200 Satin Chrome

Drop seal

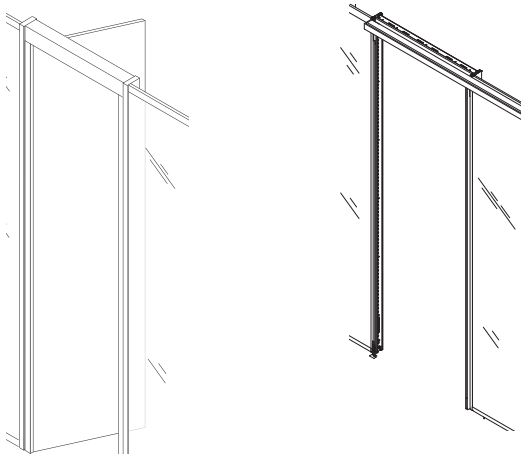
- Paint
- 8043 Anodized Aluminum

Doors

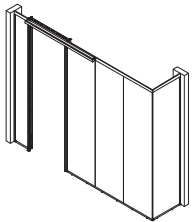
V.I.A. Design



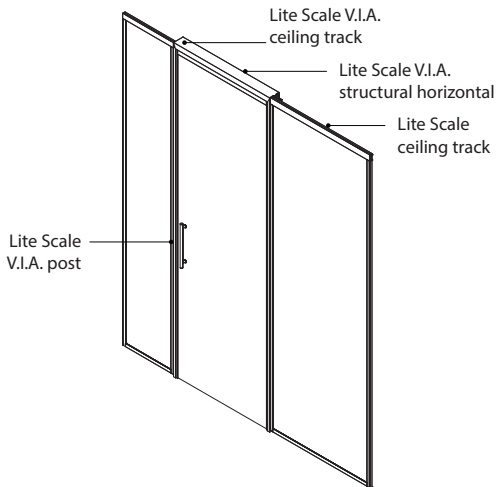
Doors



Lite Scale door frames available in full height configuration only. The planning height for door frames and door leaves is "ceiling height" minus 0.19685".

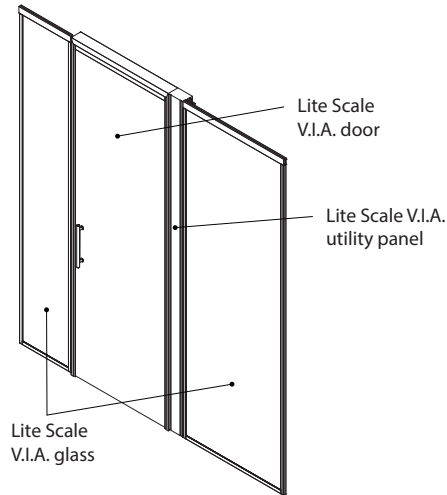


Lite Scale slider door assemblies are applied by specifying door frame, door leaf, and track. Lite Scale sliders are available as full height only. Lite Scale door frames and doors are available in widths of 28" to 44½". Slider track must be oriented to the same side of the wall as the glass.

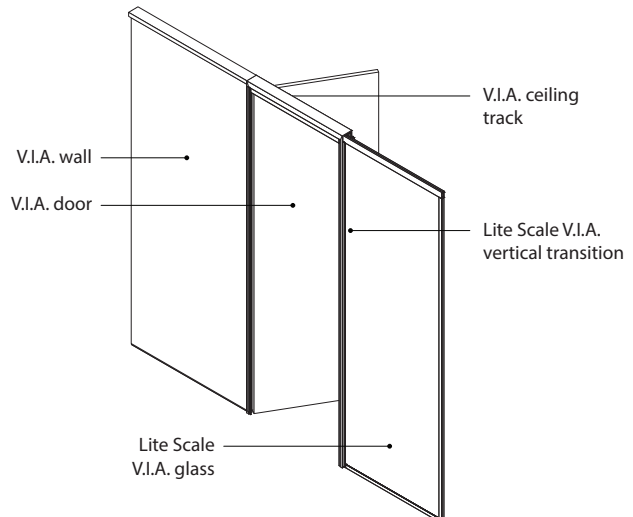


Lite Scale V.I.A. ceiling track is used at Lite Scale V.I.A. door frames. Lite Scale posts and Lite Scale structural horizontals are specified for use with V.I.A. Lite Scale door frames.

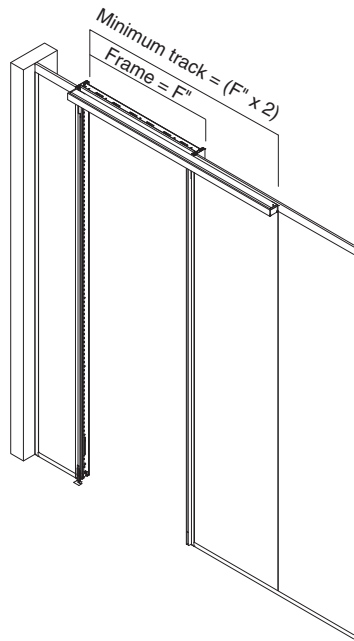
When **Lite Scale V.I.A. posts** are specified at a Lite Scale V.I.A. door frame, short leveler brackets are used to clear the inner vertical transition. Ceiling track end channel serves as a trim to transition from Lite Scale V.I.A. ceiling track above the door frame to the adjacent Lite Scale glass ceiling track.



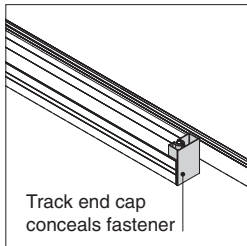
Utility panels and in-line junctions can be positioned adjacent to Lite Scale V.I.A. door frames.



When a **door frame** is positioned directly adjacent to a V.I.A. wall and shares a common post, the door frame is specified as a V.I.A. (not Lite Scale) door frame. Flush vertical transitions are specified to connect V.I.A. Lite Scale door frames to adjacent Lite Scale glass walls.

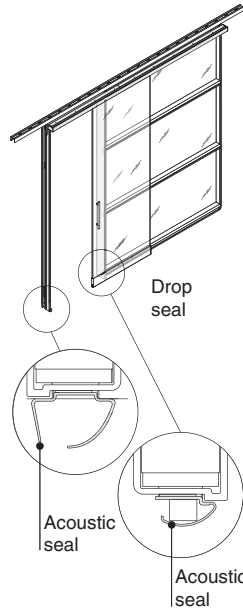


Slider door track is available in widths from 76"W to 144"W. The minimum width slider track = (door frame width x 2). Slider door track width is measured from the centerline of the strike side reveal to the end of the track.



Slider door track hanger conceals the fastener that attaches the slider door track to the support structure above the ceiling.

Customer or general contractor to provide structure above the ceiling or soffit as required to support a 150 pound vertical load at the trailing edge of the slider track.



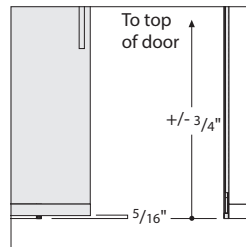
Slider doors are available with static and drop seals to make doorways as acoustically effective as possible.

Door frame seals are platinum in color. Drop seals are housed within the door bottom trim and are not visible.

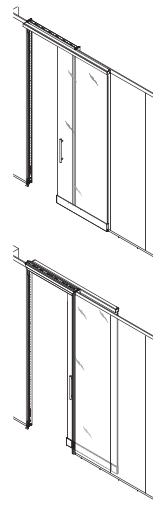
Frames are available in full height configurations, and are parametric.

Planning Height Range:

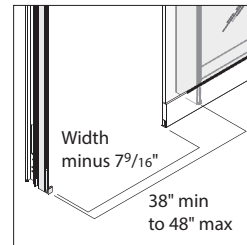
Minimum – 83.62992"
Maximum – 119.80315"
Planning height = ceiling height minus 0.19695".



The door frame assembly is designed to allow for 1 1/2" of adjustment at the floor (plus/minus 3/4"), while maintaining a consistent 5/16" undercut between the bottom of the door and the floor.

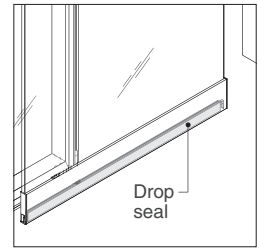


Doors can be oriented to either face of the wall to position the door on either the interior or exterior of a room.



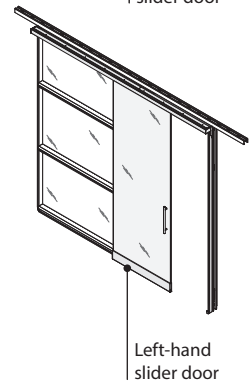
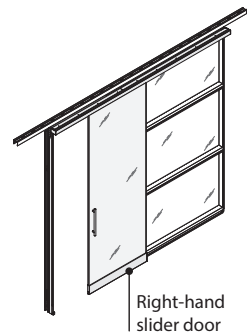
Single door frame width is parametric, and can vary from 38" to 48" planning width. Steelcase recommends using a 40" wide door frame to maximize accessibility, maintain visual continuity, and simplify the planning process during reconfigurations. Clear opening width equals the planning width minus 7 9/16".
Tip: Door frames that are less than 39 7/16" planning width will not meet ADA guidelines for minimum clear opening (32").

The maximum door frame planning width will vary according to door height.
▶ See page 55



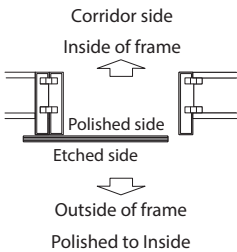
To enhance acoustical performance, an optional drop seal can be specified in the bottom of the door. The drop seal automatically deploys to block the gap under the door when the door is closed, and retracts when the door is open.

Hardware locations for polished edge doors are parametric, and can be changed through the Alternate Pull Manager in SmartTools as part of the design/planning process.

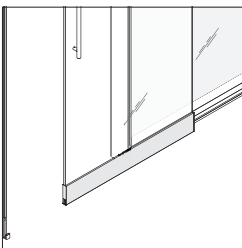


Door handing is determined by the direction in which the door travels when opening, as viewed from the face of the wall on which the door is mounted.

Certain etched or pattern glass types are polished on one face, and rough (etched or pattern) on the other. When defining the surface orientation of a glass frame, it is also important to consider the surface orientation of these types of glass. When planning with etched glass, the polished face of the glass is most often oriented to the corridor side of the wall to minimize the buildup of dirt on the etched face. Pattern glass is most often positioned with the patterned face oriented to the corridor, as the pattern face of the glass is considered the more attractive surface. Although these are the most common preferences for surface orientation, V.I.A. will allow for any relative position and orientation.

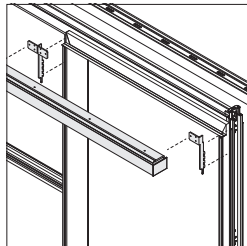


When specifying doors with etched glass, the etched surface can be oriented to either side of the wall, regardless of handing or on which side of the wall the door is mounted.



The polished edge door includes an adjustable aluminum bottom trim, which can be adjusted during installation to ensure a minimal and consistent clearance at the bottom of the door.

Slider track is parametric, and spans the door frame and the adjacent glass as specified.

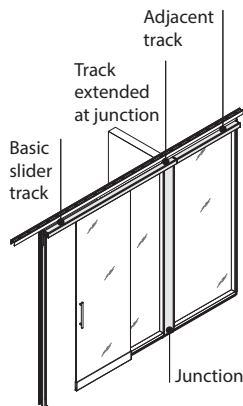


Slider track is mounted to structural posts using support brackets, which are specified in either a left, right, or T-configuration. The track is pre-drilled to fasten to the support brackets in the appropriate positions.

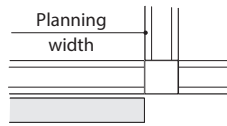
Slider track brackets are parametric in order to engage in post slots and set the slider track at the correct height.

Slider track brackets are painted, and can be specified to match adjacent door frames, glass frames, and skins.

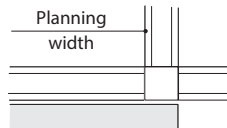
The outboard edge of the slider track is supported by the door track hanger.



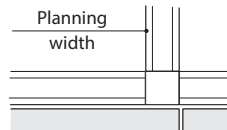
If visual continuity is desired along room exteriors, basic slider track width can be extended to span junctions, adapters, and mini ends.



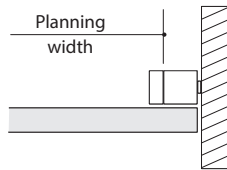
Actual



At Junction



Support Junction
Two sections of track supported at one junction

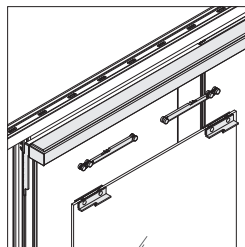


Cuttable at Mini end

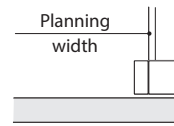
When slider track interfaces with a junction or bypass, the outboard edge of the track will be supported by a post rather than a hanger.

Slider track ends are cut to the correct length as dictated by the plan, with the appropriate hole position for track brackets.

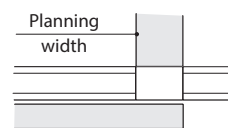
When support junction and support bypass are specified, bracket holes will be positioned accordingly in the track.



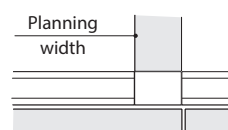
Basic slider track can be ordered with all required hardware, including carriers and soft-close braking mechanisms.



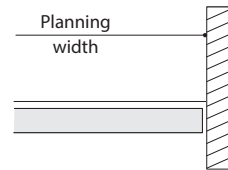
L Junction



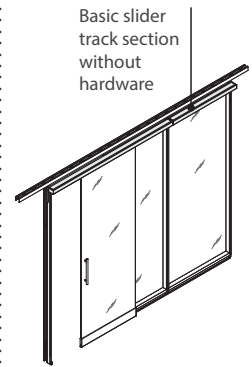
At Bypass



Support Bypass
Two sections of track supported at one bypass



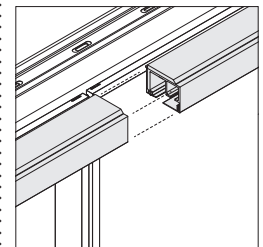
Fixed Wall



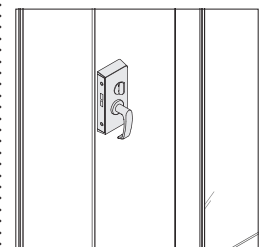
Sections of basic slider track can be specified without hardware and installed adjacent to other sections of track for visual continuity.

Adjacent sections of slider track must meet at junction or bypass.

When the end of a basic slider track is not directly adjacent to another section of the track, the end is notched to receive an end cap.



When the end of a basic slider track butts to another section of the track, the end is not notched.



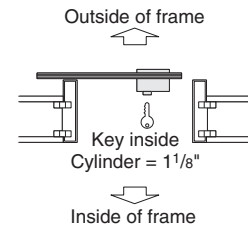
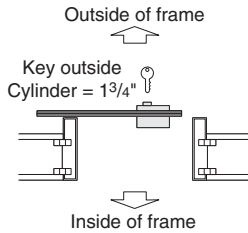
Lever locksets are available as an option on single doors, and are equipped with an ADA compliant single action lock feature, allowing for the door to be unlocked and opened in a single motion.

Locksets can be provided in one of two configurations:

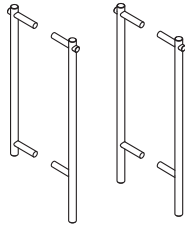
- Random key with standard cylinder
- No cylinder (to allow customer to provide cylinders to specific keying requirements)

Lever locksets are provided with a standard lever handle. Locksets can be provided without handles to allow for an easy substitution of another style of lever.

Slider locksets are compatible with levers as manufactured by Schlage, Dorma, and Lawrence.

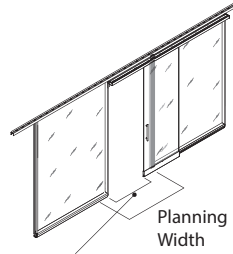
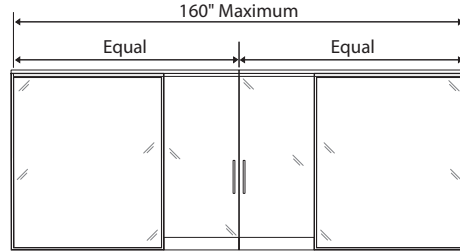


When ordering cylinders from other suppliers for use with the V.I.A. slider lever locksets, cylinders must be specified with a Schlage L cam configuration. When keyway and cylinder are oriented to the outside of the door frame, specify a 1 3/4" cylinder with a 7/16" trim ring. When keyway and cylinder are oriented to the inside of the door frame, specify a 1 1/8" cylinder with a 9/16" trim ring.



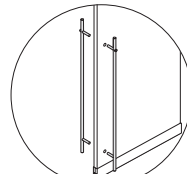
Locking ladder pulls are equipped with a random keyed, small format interchangeable core. For customers with specific keying requirements, the core can be removed and replaced with customer's locally secured cores.

Locking ladder pulls can accommodate SFIC cores (6 pin) as manufactured by Sargent, Schlage, Best, Medeco, Arrow, Yale, and Falcon.

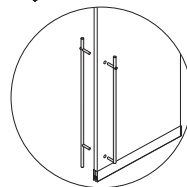
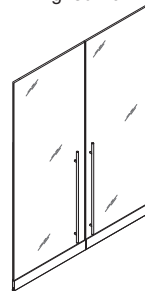


Planning Width
Minus 14"

The clear opening dimension is planning width minus 14".



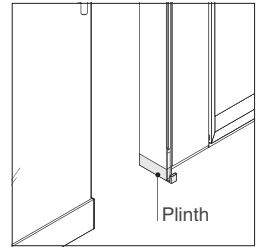
Aligned Pull



Offset Pull

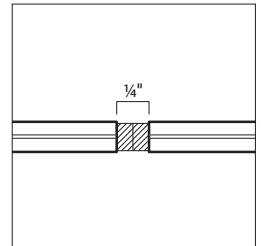
Pairs of slider doors can be specified with push/pulls x 18", or ladder pulls (aligned or offset).

Pairs of slider doors cannot be equipped with drop seals.



Plinths (ordered as a service part) can be used at the bottom of the door jamb to adapt to potential floor height changes when repositioning door frames during wall reconfigurations.

In most municipalities, slider doors are not considered code compliant for use in rooms where planned occupancy is greater than ten people.



Brush seals are provided for slider door pairs.

Surface Materials

Door frame

- 8043 Clear Anodized Aluminum
- Paint

Polished glass door

- Tempered glass

Polished glass bottom trim

- 8043 Clear Anodized Aluminum
- Paint

Slider track

- 8043 Clear Anodized Aluminum
- Paint

Lockset

- 9200 Satin Chrome
- 4710 Low Gloss Black

Door pull

- 4710 Low Gloss Black
- 8031 Brushed Stainless

Slider track bracket

- Paint

Maximum Door Planning Widths Based on Height

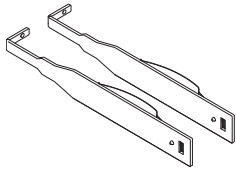
Maximum Door Planning Widths Based on Height

| Ceiling Height | Full Height Slider | | Transom Height Slider | |
|----------------|--------------------|------------------------|-----------------------|------------------------|
| | Planning Height | Maximum Planning Width | Planning Height | Maximum Planning Width |
| 122" | N.A. | N.A. | 120" | 40" |
| 121" | 119.875" | 40" | 119" | 42" |
| 120" | 118.875" | 42" | 118" | 42" |
| 119" | 117.875" | 42" | 117" | 42" |
| 118" | 116.875" | 42" | 116" | 42" |
| 117" | 115.875" | 42" | 115" | 42" |
| 116" | 114.875" | 42" | 114" | 42" |
| 115" | 113.875" | 42" | 113" | 42" |
| 114" | 112.875" | 42" | 112" | 43" |
| 113" | 111.875" | 42" | 111" | 43" |
| 112" | 110.875" | 43" | 110" | 43" |
| 111" | 109.875" | 43" | 109" | 44" |
| 110" | 108.875" | 44" | 108" | 44" |
| 109" | 107.875" | 44" | 107" | 45" |
| 108" | 106.875" | 46" | 106" | 45" |
| 107" | 105.875" | 46" | 105" | 46" |
| 106" | 104.875" | 46" | 104" | 46" |
| 105" | 103.875" | 46" | 103" | 46" |
| 104" | 102.875" | 46" | 102" | 47" |
| 103" | 101.875" | 47" | 101" | 47" |
| 102" | 100.875" | 47" | 100" | 48" |
| 101" | 99.875" | 48" | 99" | 48" |
| 100" | 98.875" | 48" | 98" | 48" |
| 99" | 97.875" | 48" | 97" | 48" |
| 98" | 96.875" | 48" | 96" | 48" |
| 97" | 95.875" | 48" | 95" | 48" |
| 96" | 94.875" | 48" | 94" | 48" |
| 95" | 93.875" | 48" | 93" | 48" |
| 94" | 92.875" | 48" | 92" | 48" |
| 93" | 91.875" | 48" | 91" | 48" |
| 92" | 90.875" | 48" | 90" | 48" |
| 91" | 89.875" | 48" | 89" | 48" |
| 90" | 88.875" | 48" | 88" | 48" |
| 89" | 87.875" | 48" | 87" | 48" |
| 88" | 86.875" | 48" | 86" | 48" |
| 87" | 85.875" | 48" | 85" | 48" |
| 86" | 84.875" | 48" | 84" | 48" |
| 85" | 83.875" | 48" | 83" | 48" |
| 84" | 82.875" | 48" | 82" | 48" |
| 83" | 81.875" | 48" | N.A. | N.A. |

Doors


Framing Components

Post Extension



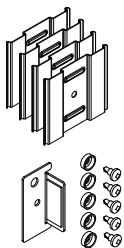
| Standard Includes | | Required to Specify |
|---|---|---------------------|
| <ul style="list-style-type: none"> ▶ Need help? Product details, page 24 | <ul style="list-style-type: none"> • Post extension (pair) | Style number |
| Specification Information | | |
| • Style Number | • U.S. Price | |
| GPPWPE | \$31 | |

Ceiling Track Plinth Gen2



| Standard Includes | | Required to Specify | |
|---|---|------------------------------------|---|
| <ul style="list-style-type: none"> ▶ Need help? Product details, page 24 | <ul style="list-style-type: none"> • Ceiling track plinth (2 pair): paint price group 1 | 1 Style number | 2 Paint color number for plinth |
| | | 3 Options, if selected (see below) | ▶ See <i>Surface Materials</i> , page 132. |
| Options | | U.S. Price | Required to Specify |
| Surface Materials | <ul style="list-style-type: none"> • Paint price group 1 • Paint price group 2 • Paint price group 3 | No cost +\$5 +\$8 | Specify paint color number. Specify paint color number. Specify paint color number. |
| Specification Information | | | |
| • Style Number | • U.S. Base Price | | |
| GPLPCT2 | \$291 | | |

Vertical Transition Hardware

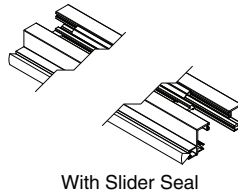
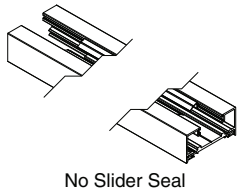


| Standard Includes | | Required to Specify |
|---|--|---------------------|
| <ul style="list-style-type: none"> ▶ Need help? Product details, page 24 | <ul style="list-style-type: none"> • Four retaining springs, one bracket, five plastic grommets and five screws | Style number |
| Specification Information | | |
| • Style Number | • U.S. Price | |
| GPLVTHA | \$286 | |



For Canadian Pricing
Multiply U.S. Price by the Canadian price factor.
▶ See page 1 for details.

Vertical Transition Lite Scale to Privacy Walls/Glass Selections




| Standard Includes | | Required to Specify |
|--|---|---------------------|
| <ul style="list-style-type: none"> ▶ Need help? Product details, page 24 No slider seal: <ul style="list-style-type: none"> Inner channel: paint price group 1 Standard glass stops (2) Glazing strips (2): plastic With slider seal: <ul style="list-style-type: none"> Inner channel: paint price group 1 Standard glass stop (1) Slider glass stop (1) Glazing strips (2): plastic Slider brush seal (1) | <ol style="list-style-type: none"> Style number Paint color number for inner channel Plastic color number for glazing strips Options, if selected (see below) <ul style="list-style-type: none"> ▶ See <i>Surface Materials</i>, page 132. | |

| Options | U.S. Price | Required to Specify |
|---|---|--|
| Slider Seal <ul style="list-style-type: none"> No slider Slider seal | No cost +\$105 | Specify <i>with no slider seal</i> . Specify <i>with slider seal</i> . |
| Surface Materials <ul style="list-style-type: none"> Inner channel <ul style="list-style-type: none"> Paint price group 1 Paint price group 2 Paint price group 3 Anodized aluminum Glazing strips <ul style="list-style-type: none"> Plastic | No cost +\$ 22 +\$ 34 No cost No cost | Specify paint color number. Specify paint color number. Specify paint color number. Specify anodized aluminum. Specify plastic color number. |

| Specification Information | | |
|---------------------------|--------------|-----------------|
| Length | Style Number | U.S. Base Price |
| 122" | GPLVT | \$613 |

 **For Canadian Pricing**
 Multiply U.S. Price by the Canadian price factor.
 ▶ See page 1 for details.

Base Plinth Gen2



| Standard Includes | | Required to Specify |
|---|--|---|
| <ul style="list-style-type: none"> ▶ Need help? Product details, page 24 | <ul style="list-style-type: none"> • Base plinths (pair): paint price group 1 | <ul style="list-style-type: none"> 1 Style number 2 Paint color number for plinths 3 Options, if selected (see below) ▶ See <i>Surface Materials</i>, page 132. |

| | Options | U.S. Price | Required to Specify |
|---------------------------|---|--|---|
| Surface Materials | <ul style="list-style-type: none"> • Paint price group 1 • Paint price group 2 • Paint price group 3 • Clear anodized | <ul style="list-style-type: none"> No cost +\$5 +\$8 No cost | <ul style="list-style-type: none"> Specify paint color number. Specify paint color number. Specify paint color number. Specify anodized aluminum. |
| Plinth Base Height | <ul style="list-style-type: none"> • 2½"H • 5"H | <ul style="list-style-type: none"> No cost No cost | <ul style="list-style-type: none"> Specify with 2½" plinth base height. Specify with 5" plinth base height. |

| Specification Information | |
|---------------------------|-----------------|
| Style Number | U.S. Base Price |
| GPLPB2 | \$318 |



For Canadian Pricing
 Multiply U.S. Price by the Canadian price factor.
 ▶ See page 1 for details.

Trim-Plinth

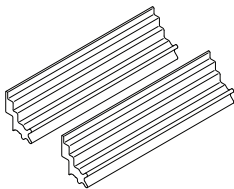
| Standard Includes | | Required to Specify |
|---------------------------------------|---------------------------------------|--|
| ▶ Need help? Product details, page 24 | • Plinths (pair): paint price group 1 | 1 Style number 2 Paint color number for plinths 3 Options, if selected (see below) ▶ See <i>Surface Materials</i> , page 132. |

| Options | U.S. Price | Required to Specify |
|---------------------------|--|--|
| Surface Materials | • Paint price group 1 • Paint price group 2 • Paint price group 3 • Anodized aluminum | No cost +\$2 +\$3 No cost |
| Plinth Base Height | • 2½"H • 5"H | No cost No cost |
| | | Specify paint color number. Specify paint color number. Specify paint color number. Specify anodized aluminum. Specify with 2½" plinth base height. Specify with 5" plinth base height. |

| Specification Information | | |
|---------------------------|--------------|-----------------|
| Height | Style Number | U.S. Base Price |

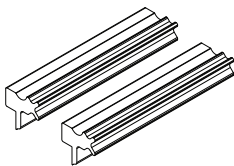
Plinth—Panel, Base (Pair)

| | | |
|--|----------------|------|
| | GPPWPPB | \$28 |
|--|----------------|------|



Plinth—Panel, Ceiling Track (Pair)

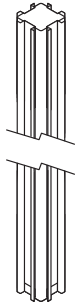
| | | |
|-----|----------------|------|
| 2¼" | GPPWPPC | \$28 |
|-----|----------------|------|



Tip: Plinth at ceiling track does not require a height selection.

 **For Canadian Pricing**
Multiply U.S. Price by the Canadian price factor.
▶ See page 1 for details.

Posts

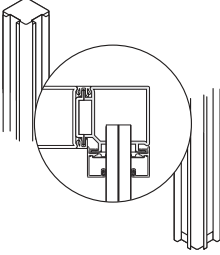
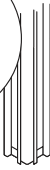
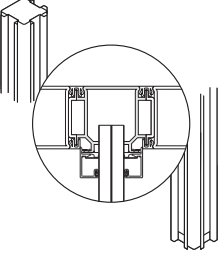

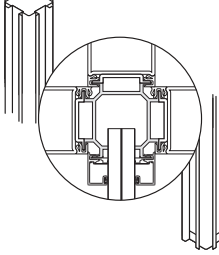



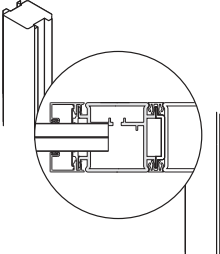

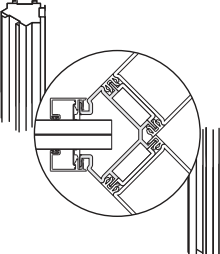

Tip: X-post does not require a finish since the post is not visible.

| Standard Includes | Required to Specify |
|---|--|
| <ul style="list-style-type: none"> ▶ Need help? Product details, page 24 • Height: 122" • Post: paint or anodized aluminum (except X-post) | <ul style="list-style-type: none"> 1 Style number 2 Paint color number for post 3 Options, if selected (see below) ▶ See <i>Surface Materials</i>, page 132. |

| Options | U.S. Price | Required to Specify |
|--|--|---|
| Surface Materials Post (except X-post) <ul style="list-style-type: none"> • Paint price group 1 • Paint price group 2 • Paint price group 3 • Anodized aluminum | <ul style="list-style-type: none"> No cost +\$ 9 +\$23 No cost | <ul style="list-style-type: none"> Specify paint color number. Specify paint color number. Specify paint color number. Specify anodized aluminum. |

Specification Information

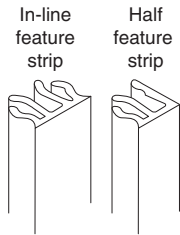
| L-Post | | T-Post | | X-Post | |
|--|--|---|---|--|--|
|  |  |  |  |  |  |
| • Style Number | • U.S. Base Price | • Style Number | • U.S. Base Price | • Style Number | • U.S. Base Price |
| GPPLL | \$232 | GPPLT | \$276 | GPPLX | \$313 |

| In-Line Post | | 135° Y-Post | |
|---|---|--|--|
|  |  |  |  |
| • Style Number | • U.S. Base Price | • Style Number | • U.S. Base Price |
| GPPLI | \$232 | GPPL135Y | \$313 |



For Canadian Pricing
 Multiply U.S. Price by the Canadian price factor.
 ▶ See page 1 for details.

Feature Strips



Tip: Feature strips are 121" long and are cut to size in the field. They are required when joining door frames to other components.

Tip: Half feature strips are used in combination with in-line feature strips for inside corner applications.

Tip: Painted feature strips are designed for use with other Lite Scale Glass Selection painted components.

| Standard Includes | | Required to Specify |
|---|---|--|
| <ul style="list-style-type: none"> ▶ Need help? Product details, page 24 | <ul style="list-style-type: none"> • Feature strips: paint • Height: 121" • Quantity: 25 | <ul style="list-style-type: none"> 1 Style number 2 Paint color number for feature strips 3 Options, if selected (see below) ▶ See <i>Surface Materials</i>, page 132. |

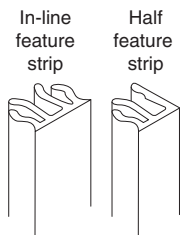
| Options | U.S. Price | Required to Specify |
|--|---------------------------|---|
| Surface Materials <ul style="list-style-type: none"> • Paint price group 1 • Paint price group 2 • Paint price group 3 | No cost +\$ 9 +\$23 | Specify paint color number. Specify paint color number. Specify paint color number. |

| Specification Information | | |
|---------------------------|--------------|-----------------|
| Height | Style Number | U.S. Base Price |
| : | : | : |
| : | : | : |

Package of 25 Feature Strips

| In-Line | | |
|---------|-----------------|-------|
| 121" | GPFS121 | \$746 |
| Half | | |
| 121" | GPFSH121 | \$746 |
| : | : | : |

Anodized Feature Strips



Tip: Feature strips are 121" long and are cut to size in the field. They are required when joining door frames to other components.

Tip: Anodized feature strips are designed for use with other Lite Scale Glass Selection anodized components.

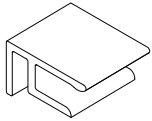
| Standard Includes | | Required to Specify |
|---|---|--|
| <ul style="list-style-type: none"> ▶ Need help? Product details, page 24 | <ul style="list-style-type: none"> • Feature strips: anodized aluminum • Height: 121" • Quantity: 25 | <ul style="list-style-type: none"> Style number |

| Specification Information | | |
|---------------------------|--------------|-----------------|
| Height | Style Number | U.S. Base Price |
| : | : | : |
| : | : | : |

Package of 25 Feature Strips

| In-Line | | |
|---------|------------------|--------|
| 121" | GPFSA121 | \$1083 |
| Half | | |
| 121" | GPFSHA121 | \$1083 |
| : | : | : |

Feature Strip Cover



| Standard Includes | | Required to Specify |
|---|---|---|
| <ul style="list-style-type: none"> ▶ Need help? Product details, page 24 | <ul style="list-style-type: none"> • Feature strip cover: paint price group 1 or anodized aluminum | <ul style="list-style-type: none"> 1 Style number 2 Paint color number for feature strip cover 3 Options, if selected (see below) ▶ See <i>Surface Materials</i>, page 132. |

| Options | U.S. Price | Required to Specify |
|--|--|---|
| Surface Materials Post (except X-post) <ul style="list-style-type: none"> • Paint price group 1 • Paint price group 2 • Paint price group 3 • Anodized aluminum | <ul style="list-style-type: none"> No cost +\$ 9 +\$23 No cost | <ul style="list-style-type: none"> Specify paint color number. Specify paint color number. Specify paint color number. Specify anodized aluminum. |

| Specification Information | | |
|---------------------------|--------------|-----------------|
| Length | Style Number | U.S. Base Price |
| 48" | GPPWFSC | \$64 |



For Canadian Pricing
 Multiply U.S. Price by the Canadian price factor.
 ▶ See page 1 for details.

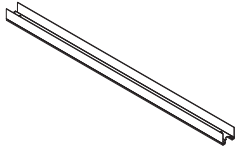


| Standard Includes | | Required to Specify |
|---|---|--|
| ▶ Need help? Product details, page 24 | <ul style="list-style-type: none"> • Post • Height: 82.24409"–120" • Seal: plastic | <ul style="list-style-type: none"> 1 Style number 2 Height 3 Plastic color number for seal ▶ See <i>Surface Materials</i> , page 132. |

| Specification Information | | |
|---------------------------|-------------------|----------|
| • Style Number | • U.S. Base Price | |
| | Per Post | Per Inch |
| FELPVS | \$313.18 | +\$0.21 |

 **For Canadian Pricing**
 Multiply U.S. Price by the
 Canadian price factor.
 ▶ See page 1 for details.

Structural Horizontal



| Standard Includes | | Required to Specify |
|---|--|---|
| ▶ Need help? Product details, page 24 | <ul style="list-style-type: none"> • Post • Width: 38"–80" | <ul style="list-style-type: none"> 1 Style number 2 Width |

| Specification Information | | |
|---------------------------|-----------------|----------|
| Style Number | U.S. Base Price | |
| | Per Horizontal | Per Inch |
| FELRHS | \$113.81 | +\$0.58 |
| | | |



For Canadian Pricing
 Multiply U.S. Price by the
 Canadian price factor.
 ▶ See page 1 for details.

| Standard Includes | | Required to Specify |
|---|--|--|
| <ul style="list-style-type: none"> ▶ Need help? Product details, page 24 | <ul style="list-style-type: none"> • Vertical transition, if selected: paint price group 1 • Vertical stop, if selected: paint price group 1 | <ul style="list-style-type: none"> 1 Style number 2 Paint color number for transition or stop 3 Options, if selected (see below) ▶ See <i>Surface Materials</i>, page 132. |

| Options | U.S. Price | Required to Specify |
|--|--|--|
| Bottom Prep <ul style="list-style-type: none"> • No notch • Both notch | Available on inner and cover vertical transitions No cost +\$31 | Specify <i>with no notch</i> . Specify <i>with both notch</i> . |

| Specification Information | | |
|---------------------------|--------------|-----------------|
| Length | Style Number | U.S. Base Price |

Vertical Transition—Butt Glazed

| | | |
|------|------------------|-------|
| 122" | FELVTBGSC | \$482 |
| : | : | : |

Vertical Transition—Inner

| | | |
|------|-----------------|-------|
| 122" | FELVTIBG | \$361 |
| : | : | : |

Vertical Transition—Cover

| | | |
|------|-----------------|-------|
| 122" | FELVTCBG | \$225 |
| : | : | : |

Vertical Transition—Stop

| | | |
|------|-----------------|-------|
| 122" | FELVTSBG | \$148 |
| : | : | : |

Vertical Transition—Safety Spring

| | | |
|------|-----------------|-------|
| N.A. | FELVTSSS | \$210 |
| : | : | : |



Junction Covers and Trim

90° Junction Trim



| Standard Includes | | Required to Specify |
|---|--|--|
| <ul style="list-style-type: none"> ▶ Need help? Product details, page 24 | <ul style="list-style-type: none"> • Junction trim: paint • Height: 82.24409"–120" | <ul style="list-style-type: none"> 1 Style number 2 Paint color number for trim 3 Height ▶ See <i>Surface Materials</i>, page 132. |
| Specification Information | | |
| • Style Number | • U.S. Base Price | |
| | Per Cover | Per Inch |
| FELI90T | \$75.24 | +\$0.26 |
| | | |

Outer Junction Cover



| Standard Includes | | Required to Specify |
|---|---|--|
| <ul style="list-style-type: none"> ▶ Need help? Product details, page 24 | <ul style="list-style-type: none"> • Junction cover: paint price group 1 or 8043 Clear Anodized Aluminum • Height: 82.24409"–120" | <ul style="list-style-type: none"> 1 Style number 2 Paint or anodized aluminum color number for cover 3 Height ▶ See <i>Surface Materials</i>, page 132. |
| Options | | U.S. Price |
| Fixed Angles | <ul style="list-style-type: none"> • 90° • 180° | <ul style="list-style-type: none"> No cost No cost |
| | | <ul style="list-style-type: none"> Specify with 90° angle. Specify with 180° angle. |
| Specification Information | | |
| • Style Number | • U.S. Base Price | |
| | Per Cover | Per Inch |
| FELIJCO | \$309.39 | +\$0.26 |
| | | |



For Canadian Pricing
 Multiply U.S. Price by the Canadian price factor.
 ▶ See page 1 for details.

Bypass Outer Junction Cover



| Standard Includes | Required to Specify |
|-------------------|---------------------|
|-------------------|---------------------|

- | | | |
|---|---|--|
| <ul style="list-style-type: none"> ▶ Need help? Product details, page 24 | <ul style="list-style-type: none"> • Junction cover: paint or 8043 Clear Anodized Aluminum • Height: 82.24409"–120" | <ul style="list-style-type: none"> 1 Style number 2 Paint or anodized aluminum color number for cover 3 Height ▶ See <i>Surface Materials</i>, page 132. |
|---|---|--|

| Specification Information | | |
|---------------------------|--|--|
|---------------------------|--|--|

| Style Number | U.S. Base Price | |
|--------------|-----------------|----------|
| | Per Cover | Per Inch |
| FELIJCOB | \$387.31 | +\$0.29 |

Glass Selections Bypass



| Standard Includes | Required to Specify |
|-------------------|---------------------|
|-------------------|---------------------|

- | | | |
|---|--|---|
| <ul style="list-style-type: none"> ▶ Need help? Product details, page 35 | <ul style="list-style-type: none"> • Bypass: 8043 Clear Anodized Aluminum or paint price group 1 • Width: 6" | <ul style="list-style-type: none"> 1 Style number 2 Paint or anodized aluminum color number for bypass ▶ See <i>Surface Materials</i>, page 132. |
|---|--|---|

| Options | U.S. Price | Required to Specify |
|---------|------------|---------------------|
|---------|------------|---------------------|

| | | |
|---------------------|---|---|
| Frame Finish | <ul style="list-style-type: none"> • 8043 Clear Anodized Aluminum: No cost • Paint Price Group 1: No cost • Paint Price Group 2: +\$21.00 • Paint Price Group 3: +\$34.00 | <ul style="list-style-type: none"> Specify with clear anodized aluminum. Specify paint price group 1. Specify paint price group 2. Specify paint price group 3. |
|---------------------|---|---|

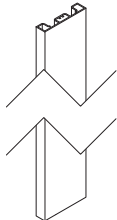
| Specification Information | | |
|---------------------------|--|--|
|---------------------------|--|--|

| Height | Style Number | U.S. Base Price |
|--------|--------------|-----------------|
| 120" | GPGSLBP | \$800.00 |



For Canadian Pricing
 Multiply U.S. Price by the Canadian price factor.
 ▶ See page 1 for details.

Lite Scale Glass to V.I.A. Junction Adapter



No Adapter



With Adapter

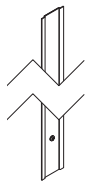
| Standard Includes | | Required to Specify |
|---|--|--|
| <ul style="list-style-type: none"> ▶ Need help? Product details, page 30 | <ul style="list-style-type: none"> • No adapter – Junction adapter and fasteners: 8043 Clear Anodized Aluminum or paint price group 1 • With adapter – Junction adapter with spacer channel and fasteners: 8043 Clear Anodized Aluminum or paint price group 1 • Height: 122" | <ul style="list-style-type: none"> 1 Style number 2 Adapter (see below under Required Selections) 3 Paint or anodized aluminum color number for junction adapter ▶ See <i>Surface Materials</i>, page 122. |

| Required Selections | U.S. Price | Required to Specify |
|--|---|---|
| Adapter | | |
| <ul style="list-style-type: none"> • No adapter • With adapter | <ul style="list-style-type: none"> No cost +\$250 | <ul style="list-style-type: none"> Specify <i>with no adapter</i>. Specify <i>with adapter</i>. |

| Options | U.S. Price | Required to Specify |
|---|--|---|
| Surface Materials | | |
| <ul style="list-style-type: none"> • 8043 Clear Anodized Aluminum • Paint price group 1 • Paint price group 2 • Paint price group 3 | <ul style="list-style-type: none"> No cost No cost +\$ 21 +\$ 34 | <ul style="list-style-type: none"> Specify <i>with clear anodized aluminum</i>. Specify <i>paint price group 1</i>. Specify <i>paint price group 2</i>. Specify <i>paint price group 3</i>. |

| Specification Information | |
|---------------------------|-----------------|
| Style Number | U.S. Base Price |
| FELIFE | \$565 |
| | |

Multi-Purpose Adapter

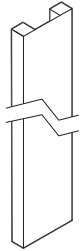


| Standard Includes | | Required to Specify |
|---|--|--|
| <ul style="list-style-type: none"> ▶ Need help? Product details, page 30 | <ul style="list-style-type: none"> • Vertical spacer channel and fasteners: black paint • Height: 120" | <ul style="list-style-type: none"> Style number |

| Specification Information | |
|---------------------------|------------|
| Style Number | U.S. Price |
| FELAMP | \$250 |
| | |



For Canadian Pricing
 Multiply U.S. Price by the Canadian price factor.
 ▶ See page 1 for details.



| Standard Includes | | Required to Specify |
|---|--|--|
| <ul style="list-style-type: none"> ▶ Need help? Product details, page 24 | <ul style="list-style-type: none"> • Cover: paint price group 1 or 8043 Clear Anodized Aluminum • Height: 82.24409"–120" | <ul style="list-style-type: none"> 1 Style number 2 Paint or anodized aluminum color number for cover 3 Height ▶ See <i>Surface Materials</i>, page 132. |

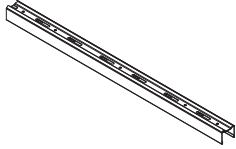
| | Options | U.S. Price | Required to Specify |
|-------------------------|--|------------|--|
| Cable Management | Cut-out count | | |
| | • No holes | No cost | Specify <i>with no holes</i> . |
| | • One hole | No cost | Specify <i>with one hole</i> . |
| | • Two holes | No cost | Specify <i>with two holes</i> . |
| | • Three holes | No cost | Specify <i>with three holes</i> . |
| | Cut-out position, if cut-out(s) selected | | |
| | • No cut-outs | No cost | Specify <i>with no cut-outs</i> . |
| | • Cut-out 1 location | No cost | Specify Y dimensions for cut-out 1. |
| | • Cut-out 2 location | No cost | Specify Y dimensions for cut-out 2. |
| | • Cut-out 3 location | No cost | Specify Y dimensions for cut-out 3. |
| | Cut-out type (for each cut-out specified) | | |
| | • Clearance notch | No cost | Specify <i>with clearance notch cut-out type for each applicable location</i> . |
| | • Hardwire—2x4 rectangular | +\$ 8.04 | Specify <i>with hardwire—2x4 rectangular cut-out type for each applicable location</i> . |
| | • Modular power | +\$17.48 | Specify <i>with modular power cut-out type for each applicable location</i> . |

| Specification Information | | |
|---------------------------|-------------------|----------|
| • Style Number | • U.S. Base Price | |
| | Per Cover | Per Inch |
| FELUPC | \$323.34 | +\$0.26 |

 **For Canadian Pricing**
 Multiply U.S. Price by the Canadian price factor.
 ▶ See page 1 for details.

Ceiling Tracks

Straight Ceiling Track



| Standard Includes | | Required to Specify |
|---|---|---|
| <ul style="list-style-type: none"> ▶ Need help? Product details, page 24 | <ul style="list-style-type: none"> • Ceiling track: paint • Seal to match paint color, when applicable: <ul style="list-style-type: none"> – 7190 Platinum Solid paint will default 6249 Platinum Solid plastic – 7241 Arctic White paint will default 6009 Arctic White plastic – 7360 Merle paint will receive 6527 Merle plastic – All other paint selections require a plastic to be specified | <ul style="list-style-type: none"> 1 Style number 2 Paint color number for ceiling track 3 Plastic color number for seal, if required ▶ See <i>Surface Materials</i>, page 132. |

| Specification Information | | |
|---------------------------|--------------|------------|
| Length | Style Number | U.S. Price |
| 144" | FELCTS | \$131 |

Ceiling Track–End Channel



| Standard Includes | | Required to Specify |
|---|--|---|
| <ul style="list-style-type: none"> ▶ Need help? Product details, page 24 | <ul style="list-style-type: none"> • End channel: paint price group 1 | <ul style="list-style-type: none"> 1 Style number 2 Paint color number for end channel ▶ See <i>Surface Materials</i>, page 132. |

| Specification Information | |
|---------------------------|------------|
| Style Number | U.S. Price |
| FELCTEC | \$73 |



For Canadian Pricing
 Multiply U.S. Price by the Canadian price factor.
 ▶ See page 1 for details.

| Standard Includes | Required to Specify |
|--|---|
| <ul style="list-style-type: none"> ▶ Need help? Product details, page 24 • Glass channel, if selected: paint price group 1 • Glass stop, if selected: paint price group 1 | <ul style="list-style-type: none"> 1 Style number 2 Paint color number for channels or stops ▶ See <i>Surface Materials</i>, page 132. |

Specification Information

| Length | Style Number | U.S. Price |
|--------|--------------|------------|
| : | : | : |



Glass Stop–Vertical

| | | |
|------|----------------|-------|
| 122" | FELGSVT | \$107 |
| : | : | : |



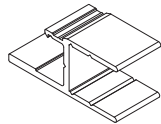
Glass Channel–Vertical

| | | |
|------|----------------|-------|
| 122" | FELGCVT | \$134 |
| : | : | : |




Glass Channel–Ceiling Track, Single

| | | |
|------|-----------------|-------|
| 122" | FELGCCTS | \$281 |
| : | : | : |



Glass Channel–Variable Angle

| | | |
|------|---------------|-------|
| 122" | FELGCV | \$216 |
| : | : | : |



Glass Channel–Floor Track, Single

| | | |
|------|-----------------|-------|
| 122" | FELGCFTS | \$207 |
| : | : | : |

For Canadian Pricing
 Multiply U.S. Price by the Canadian price factor.
 ▶ See page 1 for details.

Finished End Caps

| Standard Includes | Required to Specify |
|--|--|
| <ul style="list-style-type: none"> ▶ Need help? Product details, page 24 • Finished end cap: paint price group 1 | <ul style="list-style-type: none"> 1 Style number 2 Paint color number for finished end cap ▶ See <i>Surface Materials</i>, page 132. |

Specification Information

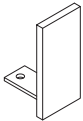
| • Style Number | • U.S. Price |
|----------------|--------------|
| | |

Finished End Cap–Small

| | |
|------------------|-------|
| FELFECGCS | \$134 |
| | |

Finished End Cap–Large

| | |
|------------------|-------|
| FELFECGCL | \$134 |
| | |



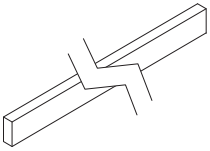
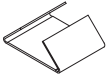
For Canadian Pricing
 Multiply U.S. Price by the Canadian price factor.
 ▶ See page 1 for details.

| Standard Includes | Required to Specify |
|---|---------------------|
| <ul style="list-style-type: none"> ▶ Need help? Product details, page 24 • Seal | Style number |

| Specification Information | |
|---------------------------|--------------|
| • Style Number | • U.S. Price |
| | |

| Seal–Ceiling Grid | |
|-------------------|------|
| FELSCG | \$ 9 |
| | |

| Seal–Light and Sound | |
|----------------------|------|
| FELSL | \$16 |
| | |




For Canadian Pricing
 Multiply U.S. Price by the Canadian price factor.
 ▶ See page 1 for details.

Glazing Accessories

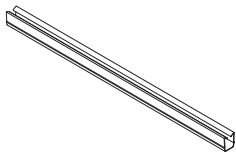
| Standard Includes | Required to Specify |
|---|---------------------|
| <ul style="list-style-type: none"> Need help? Product details, page 24 Channel or strip | Style number |

| Specification Information | | |
|---------------------------|--------------|------------|
| Length | Style Number | U.S. Price |
| | | |




Glazing Channel-Ceiling

| | | |
|------|---------------|------|
| 122" | FELGCC | \$45 |
| | | |



Glazing Channel-Floor

| | | |
|------|---------------|------|
| 122" | FELGCF | \$45 |
| | | |



Glazing Strip-Vertical

| | | |
|------|---------------|------|
| 122" | FELGSV | \$26 |
| | | |



For Canadian Pricing
 Multiply U.S. Price by the Canadian price factor.
 ▶ See page 1 for details.

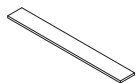
Glazing Blocks



| Standard Includes | Required to Specify |
|---|---------------------|
| <ul style="list-style-type: none"> Block: 100 pieces | Style number |

| Specification Information | |
|---------------------------|------------|
| Style Number | U.S. Price |
| FELGB | \$100 |
| | |

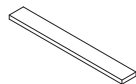
Glazing Shim–Small



| Standard Includes | Required to Specify |
|--|---------------------|
| <ul style="list-style-type: none"> Shim: 100 pieces | Style number |

| Specification Information | |
|---------------------------|------------|
| Style Number | U.S. Price |
| FELGSS | \$89 |
| | |

Glazing Shim–Medium



| Standard Includes | Required to Specify |
|--|---------------------|
| <ul style="list-style-type: none"> Shim: 100 pieces | Style number |

| Specification Information | |
|---------------------------|------------|
| Style Number | U.S. Price |
| FELGSM | \$84 |
| | |

 **For Canadian Pricing**
 Multiply U.S. Price by the Canadian price factor.
 ▶ See page 1 for details.

Glass Lite Butt Glazed



| Standard Includes | | Required to Specify |
|---|--|--|
| <ul style="list-style-type: none"> ▶ Need help? Product details, page 26 | <ul style="list-style-type: none"> • 1/2" thick clear tempered glass: 6500 Clear Glass • Height: 6"-120" • Width: 6"-120" | <ol style="list-style-type: none"> 1 Style number 2 Height 3 Width 4 Glass color number for lite 5 Options, if selected (see below) <ul style="list-style-type: none"> ▶ See <i>Surface Materials</i>, page 132. |

| Options | U.S. Price | Required to Specify |
|---|--------------------|--|
| Surface Materials <ul style="list-style-type: none"> • 6500 Clear Glass • 6540 Clear Laminated Glass | No cost +\$3.44 | Specify 6500 Clear Glass. Specify 6540 Clear Laminated Glass. |
| Height and Width <ul style="list-style-type: none"> • Height 6"-120" • Width 6"-120" | No cost No cost | Specify height. Specify width. |

| Specification Information | | | |
|---------------------------|-----------------|-----------|-----------------|
| Style Number | U.S. Base Price | Per sq/ft | Per height inch |
| FELGLBG | \$100 | +\$38.36 | +\$0.79 |

Tip: Prices are calculated based on height and width specifications.



For Canadian Pricing
 Multiply U.S. Price by the Canadian price factor.
 ▶ See page 1 for details.

| Standard Includes | Required to Specify |
|---|--|
| <ul style="list-style-type: none"> ▶ Need help? Product details, page 38 • Tape | <ul style="list-style-type: none"> Style number |

| Specification Information | | |
|---------------------------|--------------|------------|
| Length | Style Number | U.S. Price |



| Glazing Tape—Clear | | |
|--------------------|---------------|-------|
| 54' | FELGTC | \$113 |



| Glazing Tape—Black | | |
|--------------------|---------------|-------|
| 108' | FELGTB | \$528 |

 **For Canadian Pricing**
 Multiply U.S. Price by the Canadian price factor.
 ▶ See page 1 for details.

Single Reversible Swing Door Frame



Tip: When the black finish is specified, the strike plate will default to the satin chrome finish.

Tip: The roller latch plate is not available in 9201 Polished Chrome, therefore, 9200 Satin Chrome will be defaulted when the hardware finish selected is either 9201 Polished Chrome or 9200 Satin Chrome.

Tip: Finishes for door hardware can vary slightly from one component to another depending on base metal materiality and finishing processes. When hardware is specified for common assemblies, all hardware components may not match exactly, but are designed to be compatible within a common door opening.

Tip: Electrification option is only available when cylindrical or mortise latch prep is selected. Electrification is not available when push/pull or ladder pull handles are selected.

| | Standard Includes | Required to Specify |
|---------------------------------------|--|---|
| ▶ Need help? Product details, page 40 | <ul style="list-style-type: none"> Door frame: paint price group 1 or 8043 Clear Anodized Aluminum Height: 83.62992"–119.80315" Width: 28"–44.5" Hinges: metal Strike plate: 9200 Satin Chrome or 9201 Polished Chrome Top mount type: ceiling | <ol style="list-style-type: none"> Style number Height Width Paint or anodized aluminum or paint color number for frame Satin stainless or polished chrome for hinges <p>▶ See <i>Surface Materials</i>, page 132.</p> |

| | Options | U.S. Price | Required to Specify |
|--|--|---|--|
| Handedness | <ul style="list-style-type: none"> Right hand Left hand | No cost No cost | Specify with <i>right hand</i> . Specify with <i>left hand</i> . |
| Door Type | <ul style="list-style-type: none"> Solid Polished edge (<93.71700") Polished edge (>93.71700") | No cost +\$165.99 +\$221.32 | Specify with <i>solid</i> . Specify with <i>polished edge</i> . Specify with <i>polished edge</i> . |
| Latch Prep | <ul style="list-style-type: none"> Cylindrical Ladder aligned Ladder offset Mortise Push/pull handles | No cost No cost No cost No cost No cost | Specify with <i>cylindrical</i> . Specify with <i>ladder aligned</i> . Specify with <i>ladder offset</i> . Specify with <i>mortise</i> . Specify with <i>push/pull handles</i> . |
| Roller Latch (only if push/pull or ladder pull handles) | <ul style="list-style-type: none"> No roller latch Top roller latch | No cost No cost | Specify with <i>no roller latch</i> . Specify with <i>roller latch</i> . |
| Door Hardware (hinges) | <ul style="list-style-type: none"> 4710 Low Gloss Black 9200 Satin Chrome 9201 Polished Chrome (3 hinges) Polished chrome (4 hinges) | No cost No cost +\$102.24 +\$136.32 | Specify with <i>low gloss black</i> . Specify with <i>satin chrome</i> . Specify with <i>polished chrome</i> . Specify with <i>polished chrome</i> . |
| Strike Plate (if latch prep is mortise) | <ul style="list-style-type: none"> Type 1 Type 2 No strike plate | No cost No cost –\$ 73.30 | Specify with <i>type 1</i> . Specify with <i>type 2</i> . Specify with <i>no strike plate</i> . |
| Electrification | <ul style="list-style-type: none"> No electric hinge For use with electric hinge | No cost –\$189.15 | Specify with <i>no electrification</i> . Specify with <i>electrification</i> . |

| Specification Information | | | | |
|---------------------------|-----------------|------------------------------|--|--|
| Style Number | U.S. Base Price | Add per inch height of frame | Add per frame when frame is not equal to 40" | Add per frame for 4th hinge when ceiling height and height > 93.71700" |
| FELFSWSR | \$3334.01 | +\$2.17 | +\$80.83 | +\$227.51 (for solid door) +\$440.24 (for polished edge door) |



For Canadian Pricing
Multiply U.S. Price by the Canadian price factor.
▶ See page 1 for details.

Single Reversible Solid Swing Door Leaf

Single Reversible Solid
Swing Door Leaf



| Standard Includes | | Required to Specify |
|---|---|---|
| ▶ Need help? Product details, page 42 | <ul style="list-style-type: none"> • Door leaf: paint price group 1 or veneer • Height: 83.62992"—119.80315" • Width: 28"—44.5" • Top mount type: ceiling | 1 Style number 2 Height 3 Width 4 Paint or veneer color number for door leaf ▶ See <i>Surface Materials</i> , page 132. |

| Options | U.S. Price | Required to Specify |
|--|--|---|
| Door Finish | <ul style="list-style-type: none"> • Paint price group 1 • Paint price group 3 • Flat-cut wood veneer • Quarter-cut/Rift-cut wood veneer • Veneer price group 02 • Veneer price group 03 • Customiz stain | No cost +\$ 157.41 +\$ 82.85 +\$ 239.02 +\$ 442.78 +\$1547.72 +\$ 82.85 Specify paint color number. Specify paint color number. Specify veneer color number. Specify veneer color number. Specify veneer color number. Specify <i>with Customiz stain</i> . |
| Acoustic Seal | <ul style="list-style-type: none"> • No seal • Drop seal | No cost +\$ 63.92 Specify <i>with no seal</i> . Specify <i>with drop seal</i> . |
| Latch Prep | <ul style="list-style-type: none"> • Cylindrical • Ladder aligned • Ladder offset • Mortise • Push/pull handles | No cost No cost No cost +\$ 27.27 No cost Specify <i>with cylindrical</i> . Specify <i>with ladder aligned</i> . Specify <i>with ladder offset</i> . Specify <i>with mortise</i> . Specify <i>with push/pull handles</i> . |
| Roller Latch (only if push/pull or ladder pull handles) | <ul style="list-style-type: none"> • No roller latch (surface mounted door closer) • Top roller latch (no door closer) | No cost +\$ 27.27 Specify <i>with no roller latch</i> . Specify <i>with roller latch</i> . |
| Door Closer (only if mortise or cylindrical) | <ul style="list-style-type: none"> • No door closer • Surface mounted door closer | No cost No cost Specify <i>with no door closer</i> . Specify <i>with surface mounted door closer</i> . |
| Electrification | <ul style="list-style-type: none"> • No electric hinge • For use with electric hinge | No cost +\$ 148.90 Specify <i>with no electrification</i> . Specify <i>with electrification</i> . |

Tip: Electrification option is only available when cylindrical or mortise latch prep is selected. Electrification is not available when push/pull or ladder pull handles are selected.

| Specification Information | | | | |
|---------------------------|-----------------|--|--|--|
| Style Number | U.S. Base Price | Add per inch height of door when height >83.62992" | Add per frame when frame is not equal to 40" | Add per frame for 4th hinge when ceiling height and height > 93.71700" |
| FELLSWSSR | \$2187.81 | +\$18.80 | +\$79.66 | +\$44.00 |

 **For Canadian Pricing**
Multiply U.S. Price by the Canadian price factor.
▶ See page 1 for details.

Single Reversible Polished Edge Swing Door Leaf



Tip: Glass orientation applies only when 6542 Satin is specified.

Tip: The roller latch housing is not available in 9201 Polished Chrome, therefore, 9200 Satin Chrome will be defaulted when the hardware finish selected is either 9201 Polished Chrome or 9200 Satin Chrome.

Tip: Finishes for door hardware can vary slightly from one component to another depending on base metal materiality and finishing processes. When hardware is specified for common assemblies, all hardware components may not match exactly, but are designed to be compatible within a common door opening.

| Standard Includes | | Required to Specify |
|---|---|---|
| <ul style="list-style-type: none"> ▶ Need help? Product details, page 42 | <ul style="list-style-type: none"> • Door leaf: polished edge glass • Height: 83.62992"–119.80315" • Width: 28"–44.5" • Top mount type: ceiling | <ol style="list-style-type: none"> 1 Style number 2 Height 3 Width 4 Glass number for door leaf <ul style="list-style-type: none"> ▶ See <i>Surface Materials</i>, page 132. |

| Options | U.S. Price | Required to Specify |
|---|---|--|
| Glass Orientation <ul style="list-style-type: none"> • Polished to inside • Polished to outside | No cost No cost | Specify with <i>polished to inside</i> . Specify with <i>polished to outside</i> . |
| Handedness <ul style="list-style-type: none"> • Right hand • Left hand | No cost No cost | Specify with <i>right hand</i> . Specify with <i>left hand</i> . |
| Latch Prep <ul style="list-style-type: none"> • Cylindrical • Ladder aligned • Ladder offset • Mortise • Push/pull handles | No cost No cost No cost +\$649.89 –\$178.17 | Specify with <i>cylindrical</i> . Specify with <i>ladder aligned</i> . Specify with <i>ladder offset</i> . Specify with <i>mortise</i> . Specify with <i>push/pull handles</i> . |
| Frame Prep (only if push/pull or ladder pull handles) <ul style="list-style-type: none"> • No roller latch (surface mounted door closer) • Top roller latch (no door closer) | No cost +\$614.82 | Specify with <i>no roller latch</i> . Specify with <i>roller latch</i> . |
| Door Closer (only if mortise or cylindrical) <ul style="list-style-type: none"> • No door closer • Surface mounted door closer | No cost +\$161.51 | Specify with <i>no door closer</i> . Specify with <i>surface mounted door closer</i> . |
| Door Hardware (only if mortise, cylindrical or roller latch) <ul style="list-style-type: none"> • 4710 Low Gloss Black • 9200 Satin Chrome • 9201 Polished Chrome | No cost No cost +\$ 52.17 | Specify with <i>low gloss black</i> . Specify with <i>satin chrome</i> . Specify with <i>polished chrome</i> . |


| Specification Information | | | |
|---------------------------|-----------------|-----------------------|--|
| Style Number | U.S. Base Price | Add per sq/ft of door | Add per frame for 4th hinge when ceiling height and height > 93.71700" |
| FELLSWPSR | \$1258.05 | +\$73.33 | +\$161.51 |



For Canadian Pricing
 Multiply U.S. Price by the Canadian price factor.
 ▶ See page 1 for details.

Pair of Reversible Swing Door Frames

Pair of Reversible Solid
Swing Door Leaves



| | Standard Includes | Required to Specify |
|---|--|---|
| ▶ Need help? Product details, page 42 | <ul style="list-style-type: none"> Door frame: paint price group 1 or 8043 Clear Anodized Aluminum Height: 83.62992"—119.80315" Width: 48"—80" Hinges: metal Strike plate: 9200 Satin Chrome or 9201 Polished Chrome Astragal (when solid door is specified and one hand is inactive) Top mount type: ceiling | <ol style="list-style-type: none"> Style number Height Width Active door width Paint or anodized aluminum or paint color number for frame Satin stainless or polished chrome for hinges Paint or anodized aluminum or paint color number for astragal <p>▶ See <i>Surface Materials</i>, page 132.</p> |

| | Options | U.S. Price | Required to Specify |
|------------------------|--|---|--|
| Acoustic Seal | <ul style="list-style-type: none"> No seal Drop seal Vertical seal Drop seal and vertical seal | <p>No cost</p> <p>No cost</p> <p>+\$ 1.19 per inch</p> <p>No cost</p> | <p>Specify with <i>no seal</i>.</p> <p>Specify with <i>drop seal</i>.</p> <p>Specify with <i>vertical seal</i>.</p> <p>Specify with <i>drop and vertical seal</i>.</p> |
| Handedness | <ul style="list-style-type: none"> Right-hand active Left-hand active Both hands active | <p>+\$453.11</p> <p>+\$453.11</p> <p>No cost</p> | <p>Specify with <i>right-hand</i>.</p> <p>Specify with <i>left-hand</i>.</p> <p>Specify with <i>both hands active</i>.</p> |
| Door Type | <ul style="list-style-type: none"> Solid Polished edge | <p>No cost</p> <p>+\$331.98</p> | <p>Specify with <i>solid</i>.</p> <p>Specify with <i>polished edge</i>.</p> |
| Roller Latch | <ul style="list-style-type: none"> No roller latch Roller latch | <p>No cost</p> <p>No cost</p> | <p>Specify with <i>no roller latch</i>.</p> <p>Specify with <i>roller latch</i>.</p> |
| Door Hardware | <ul style="list-style-type: none"> 4710 Low Gloss Black 9200 Satin Chrome 9201 Polished Chrome | <p>No cost</p> <p>No cost</p> <p>+\$204.48</p> | <p>Specify with <i>low gloss black</i>.</p> <p>Specify with <i>satin chrome</i>.</p> <p>Specify with <i>polished chrome</i>.</p> |
| Electrification | <ul style="list-style-type: none"> No electric hinge For use with electric hinge | <p>No cost</p> <p>-\$189.15</p> | <p>Specify with <i>no electrification</i>.</p> <p>Specify with <i>electrification</i>.</p> |

Tip: Polished edge door type must have both hands active.

Tip: When the black finish is specified, the strike plate will default to the satin chrome finish.

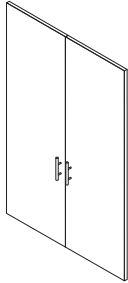
Tip: The roller latch plate is not available in 9201 Polished Chrome, therefore, 9200 Satin Chrome will be defaulted when the hardware finish selected is either 9201 Polished Chrome or 9200 Satin Chrome.

Tip: Finishes for door hardware can vary slightly from one component to another depending on base metal materiality and finishing processes. When hardware is specified for common assemblies, all hardware components may not match exactly, but are designed to be compatible within a common door opening.

| Specification Information | | | | |
|---------------------------|-----------------|------------------------------|--|--|
| Style Number | U.S. Base Price | Add per inch height of frame | Add per frame when frame is not equal to 80" | Add per frame for 4th hinge when ceiling height and height > 93.71700" |
| FELFSWPR | \$4399.46 | +\$2.17 | +\$80.83 | +\$455.02 (for solid door) +\$880.48 (for polished edge door) |

 **For Canadian Pricing**
Multiply U.S. Price by the Canadian price factor.
▶ See page 1 for details.

Pair of Reversible Solid Swing Door Leaves



Tip: Acoustic seal is available only when both hands active.

| Standard Includes | | Required to Specify |
|---|---|---|
| <ul style="list-style-type: none"> ▶ Need help? Product details, page 42 | <ul style="list-style-type: none"> • Door leaf: paint price group 1 or veneer • Height: 83.62992"–119.80315" • Width: 48"–80" • Top mount type: ceiling | <ol style="list-style-type: none"> 1 Style number 2 Height 3 Width 4 Active door width 5 Paint or veneer color number for door leaves <p>▶ See <i>Surface Materials</i>, page 132.</p> |

| Options | U.S. Price | Required to Specify |
|---|---|---|
| Door Finish <ul style="list-style-type: none"> • Paint price group 1 • Paint price group 3 • Flat-cut wood veneer • Quarter-cut/Rift-cut wood veneer • Veneer price group 02 • Veneer price group 03 • Customiz stain | <ul style="list-style-type: none"> No cost +\$ 314.82 +\$ 165.70 +\$ 478.04 +\$ 885.56 +\$3095.44 +\$ 165.70 | <ul style="list-style-type: none"> Specify paint color number. Specify paint color number. Specify veneer color number. Specify veneer color number. Specify veneer color number. Specify veneer color number. Specify with <i>Customiz stain</i>. |
| Acoustic Seal <ul style="list-style-type: none"> • No seal • Vertical seal • Drop seal • Drop seal and vertical seal | <ul style="list-style-type: none"> No cost +\$ 27.27 +\$ 127.84 +\$ 155.11 | <ul style="list-style-type: none"> Specify with <i>no seal</i>. Specify with <i>vertical seal</i>. Specify with <i>drop seal</i>. Specify with <i>drop and vertical seal</i>. |
| Handedness <ul style="list-style-type: none"> • Right-hand active • Left-hand active • Both hands active | <ul style="list-style-type: none"> No cost No cost No cost | <ul style="list-style-type: none"> Specify with <i>right-hand</i>. Specify with <i>left-hand</i>. Specify with <i>both hands active</i>. |
| Latch Prep <ul style="list-style-type: none"> • Cylindrical • Ladder, aligned • Ladder, offset • No latch prep • Push/pull handles • Mortise | <ul style="list-style-type: none"> No cost No cost No cost No cost No cost +\$ 27.27 | <ul style="list-style-type: none"> Specify with <i>cylindrical</i>. Specify with <i>ladder, aligned</i>. Specify with <i>ladder, offset</i>. Specify with <i>no latch prep</i>. Specify with <i>push/pull handles</i>. Specify with <i>mortise</i>. |
| Roller Latch (only if ladder, push/pull or no latch prep) <ul style="list-style-type: none"> • No roller latch • Roller latch | <ul style="list-style-type: none"> No cost +\$ 27.27 | <ul style="list-style-type: none"> Specify with <i>no roller latch</i>. Specify with <i>roller latch</i>. |
| Door Closer <ul style="list-style-type: none"> • No door closer • Surface mounted door closer | <ul style="list-style-type: none"> No cost No cost | <ul style="list-style-type: none"> Specify with <i>no door closer</i>. Specify with <i>surface mounted door closer</i>. |
| Electrification <ul style="list-style-type: none"> • No electric hinge • For use with electric lock • For use with electric strike | <ul style="list-style-type: none"> No cost +\$ 148.90 +\$ 148.90 | <ul style="list-style-type: none"> Specify with <i>no electrification</i>. Specify with <i>electrification lock</i>. Specify with <i>electrification strike</i>. |

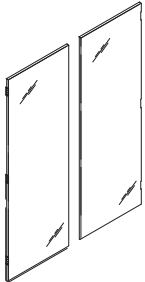
| Specification Information | | | | |
|---------------------------|-----------------|--|--|--|
| Style Number | U.S. Base Price | Add per inch height of door when height >83.62992" | Add per frame when frame is not equal to 80" | Add per frame for 4th hinge when ceiling height and height > 93.71700" |
| FELLSWSPR | \$4374.62 | +\$79.66 | +\$37.60 | +\$88.00 |



For Canadian Pricing
 Multiply U.S. Price by the Canadian price factor.
 ▶ See page 1 for details.

Pair of Reversible Polished Edge Swing Door Leaves

Pair of Reversible Polished
Edge Swing Door Leaves



Tip: Glass orientation applies only when 6542 Satin is specified.

Tip: Finishes for door hardware can vary slightly from one component to another depending on base metal materiality and finishing processes. When hardware is specified for common assemblies, all hardware components may not match exactly, but are designed to be compatible within a common door opening.

| Standard Includes | | Required to Specify |
|---------------------------------------|--|---|
| ▶ Need help? Product details, page 42 | <ul style="list-style-type: none"> Door leaf: polished edge glass Height: 83.62992"–119.80315" Width: 48"–80" Top mount type: ceiling Handedness: both hands active | <ol style="list-style-type: none"> Style number Height Width Active door width Glass number for door leaf <p>▶ See <i>Surface Materials</i>, page 132.</p> |

| | Options | U.S. Price | Required to Specify |
|---|-------------------------------|------------|---|
| Glass Orientation | • Polished to inside | No cost | Specify with <i>polished to inside</i> . |
| | • Polished to outside | No cost | Specify with <i>polished to outside</i> . |
| Latch Prep | • Ladder, aligned | No cost | Specify with <i>ladder, aligned</i> . |
| | • Ladder, offset | No cost | Specify with <i>ladder, offset</i> . |
| | • Push/pull handles | No cost | Specify with <i>push/pull handles</i> . |
| Roller Latch | • No roller latch | No cost | Specify with <i>no roller latch</i> . |
| | • Roller latch | +\$1229.64 | Specify with <i>roller latch</i> . |
| Door Closer | • No door closer | No cost | Specify with <i>no door closer</i> . |
| | • Surface mounted door closer | +\$ 323.02 | Specify with <i>surface mounted door closer</i> . |
| Door Hardware (only if roller latch) | • 4710 Low Gloss Black | +\$ 403.17 | Specify with <i>low gloss black</i> . |
| | • 9200 Satin Chrome | No cost | Specify with <i>satin chrome</i> . |

| Specification Information | | | |
|---------------------------|-----------------|-----------------------|--|
| Style Number | U.S. Base Price | | |
| | | Add per sq/ft of door | Add per frame for 4th hinge when ceiling height and height > 93.71700" |
| FELLSWPPR | \$1875.92 | +\$73.33 | +\$323.02 |

 **For Canadian Pricing**
Multiply U.S. Price by the Canadian price factor.
▶ See page 1 for details.

Single Surface Mounted Slider Door Frame



| Standard Includes | | Required to Specify |
|---|--|--|
| <ul style="list-style-type: none"> ▶ Need help? Product details, page 42 | <ul style="list-style-type: none"> • Door frame: paint price group 1 or 8043 Clear Anodized Aluminum • Height: 82.04724"–119.80315" • Width: 38"–48" • Door type: polished edge • Tubular door pull: metal • Top mount type: ceiling | <ol style="list-style-type: none"> 1 Style number 2 Height 3 Width 4 Paint or anodized aluminum color number for frame <ul style="list-style-type: none"> ▶ See <i>Surface Materials</i>, page 132. |

| Options | U.S. Price | Required to Specify |
|--|-----------------------|--|
| Handedness <ul style="list-style-type: none"> • Right hand • Left hand | No cost No cost | Specify with <i>right hand</i> . Specify with <i>left hand</i> . |
| Lock <ul style="list-style-type: none"> • No lever lock • Lever lock | No cost +\$2150.63 | Specify with <i>no lock</i> . Specify with <i>lever lock</i> . |
| Pull <ul style="list-style-type: none"> • Push/pull • Separate pull | No cost –\$ 227.92 | Specify with <i>push/pull</i> . Specify with <i>separate pull</i> . |
| Hardware (Lockset and Pull Finish) <ul style="list-style-type: none"> • 4710 Low Gloss Black • 8031 Brushed Stainless | No cost No cost | Specify with <i>low gloss black</i> . Specify with <i>brushed stainless</i> . |
| Keying <ul style="list-style-type: none"> • No cylinder • Core, keyed random | –\$ 63.37 No cost | Specify with <i>no cylinder</i> . Specify with <i>core</i> . |
| Lever <ul style="list-style-type: none"> • No lever • Lever one | –\$ 306.49 No cost | Specify with <i>no lever</i> . Specify with <i>lever one</i> . |
| Cylinder Orientation <ul style="list-style-type: none"> • Key inside • Key outside | No cost No cost | Specify with <i>key inside</i> . Specify with <i>key outside</i> . |

| Specification Information | | | |
|---------------------------|-----------------|------------------------------|-----------------------------|
| Style Number | U.S. Base Price | Add per inch height of frame | Add per inch width of frame |
| FELFSLSM | \$1365.66 | +\$3.33 | +\$3.33 |

Tip: Pull option only available with no lever lock.

Tip: Lock cores are only available in 9200 Satin Chrome.

Tip: Finishes for door hardware can vary slightly from one component to another depending on base metal materiality and finishing processes. When hardware is specified for common assemblies, all hardware components may not match exactly, but are designed to be compatible within a common door opening.

Tip: Keying and cylinder orientation only available with lever lock option.



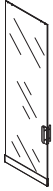
For Canadian Pricing

Multiply U.S. Price by the Canadian price factor.

▶ See page 1 for details.

Single Surface Mounted Polished Edge Slider Door Leaf

Single Surface
Mounted Polished
Edge Slider Door Leaf



Tip: Glass orientation applies only when 6542 Satin is specified.

| Standard Includes | | Required to Specify |
|---------------------------------------|--|---|
| ▶ Need help? Product details, page 42 | <ul style="list-style-type: none"> Door leaf: 1/2" thick polished edge glass Bottom trim: paint price group 1 or 8043 Clear Anodized Aluminum Height: 82.04724"–119.80315" Width: 38"–48" Top mount type: ceiling | <ol style="list-style-type: none"> Style number Height Width Glass color number for door leaf Paint or anodized aluminum color number for bottom trim <p>▶ See <i>Surface Materials</i>, page 132.</p> |

| Options | U.S. Base Price | Required to Specify |
|--|--|--|
| Glass Surface Orientation <ul style="list-style-type: none"> Polished to inside Polished to outside | No cost No cost | Specify <i>with polished to inside.</i> Specify <i>with polished to outside.</i> |
| Handedness <ul style="list-style-type: none"> Right hand Left hand | No cost No cost | Specify <i>with right hand.</i> Specify <i>with left hand.</i> |
| Latch Prep <ul style="list-style-type: none"> Ladder aligned Ladder offset Lever lock Push/pull | No cost No cost +\$311.92 No cost | Specify <i>with ladder aligned.</i> Specify <i>with ladder offset.</i> Specify <i>with lever lock.</i> Specify <i>with push/pull.</i> |
| Acoustic Seal <ul style="list-style-type: none"> No seal Drop seal | No cost +\$221.86 | Specify <i>with no seal.</i> Specify <i>with drop seal.</i> |

| Specification Information | | |
|---------------------------|-----------------|-----------------------|
| Style Number | U.S. Base Price | |
| | | Add per sq/ft of door |
| FELLSLPSM | \$864.78 | +\$67.34 |

 **For Canadian Pricing**
Multiply U.S. Price by the Canadian price factor.
▶ See page 1 for details.

Basic Single Surface Mounted Slider Door Track



| Standard Includes | | Required to Specify |
|---|---|---|
| <ul style="list-style-type: none"> ▶ Need help? Product details, page 42 | <ul style="list-style-type: none"> • Door track: paint price group 1 or 8043 Clear Anodized Aluminum • Width: 6"–144" • Door type: polished edge (only when hardware selected) • Track orientation: flush | <ol style="list-style-type: none"> 1 Style number 2 Width 3 Paint or anodized aluminum color number for door track <ul style="list-style-type: none"> ▶ See <i>Surface Materials</i>, page 132. |

Tip: Handedness, bracket hole count, and bracket hole location only required if hardware is selected.

| Options | U.S. Price | Required to Specify |
|---|--|--|
| Hardware <ul style="list-style-type: none"> • No hardware • Hardware | –\$1423.80 No cost | Specify <i>with no hardware</i> . Specify <i>with hardware</i> . |
| Handedness <ul style="list-style-type: none"> • Right hand • Left hand | No cost No cost | Specify <i>with right hand</i> . Specify <i>with left hand</i> . |
| End Configuration, Left <ul style="list-style-type: none"> • Actual • L junction • Support junction • At junction • At bypass • Support bypass • Miniend • Fixed wall | No cost No cost No cost No cost No cost No cost No cost No cost | Specify actual. Specify at L junction. Specify at support junction. Specify at junction. Specify at bypass. Specify at support bypass. Specify at miniend. Specify at fixed wall. |
| End Configuration, Right <ul style="list-style-type: none"> • Actual • L junction • Support junction • At junction • At bypass • Support bypass • Miniend • Fixed wall | No cost No cost No cost No cost No cost No cost No cost No cost | Specify actual. Specify at L junction. Specify at support junction. Specify at junction. Specify at bypass. Specify at support bypass. Specify at miniend. Specify at fixed wall. |
| Utility Panel <ul style="list-style-type: none"> • No utility panel • Utility panel | No cost No cost | Specify <i>with no utility panel</i> . Specify <i>with utility panel</i> . |
| End Notch <ul style="list-style-type: none"> • No notch • Left notch • Right notch • Both notch | No cost No cost No cost No cost | Specify no notch. Specify left notch. Specify right notch. Specify both notch. |
| Bracket Hole Count <ul style="list-style-type: none"> • One hole • Two holes | No cost No cost | Specify <i>with one hole</i> . Specify <i>with two holes</i> . |
| Bracket Hole Location <ul style="list-style-type: none"> • Hole one location • Hole two location, if selected | No cost No cost | Specify X dimension for hole one. Specify X dimension for hole two, if selected. |


| Specification Information | | |
|---------------------------|-----------------|---|
| Style Number | U.S. Base Price | |
| FELTSLSMB | \$1606.56 | + \$3.33 Add per sq/ft with of track |



For Canadian Pricing
 Multiply U.S. Price by the Canadian price factor.
 ▶ See page 1 for details.

Reinforced Single Surface Mounted Slider Door Track

Reinforced Single Surface Mounted Slider Door Track




| Standard Includes | | Required to Specify |
|---|---|---|
| <ul style="list-style-type: none"> ▶ Need help? Product details, page 42 | <ul style="list-style-type: none"> • Door track: paint price group 1 or 8043 Clear Anodized Aluminum • Width: 98.00001"–168" • Door type: polished edge • End configuration, left and right: actual • Track orientation: flush | <ol style="list-style-type: none"> 1 Style number 2 Width 3 Paint or anodized aluminum color number for door track <ul style="list-style-type: none"> ▶ See <i>Surface Materials</i>, page 132. |

| Options | U.S. Price | Required to Specify |
|--|--|---|
| Handedness <ul style="list-style-type: none"> • Right hand • Left hand | No cost No cost | Specify <i>with right hand</i> . Specify <i>with left hand</i> . |
| Utility Panel <ul style="list-style-type: none"> • No utility panel • Utility panel | No cost No cost | Specify <i>with no utility panel</i> . Specify <i>with utility panel</i> . |
| End Notch <ul style="list-style-type: none"> • No notch • Left notch • Right notch • Both notch | No cost No cost No cost No cost | Specify no notch. Specify left notch. Specify right notch. Specify both notch. |
| Bracket Hole Location <ul style="list-style-type: none"> • Hole one location | No cost | Specify X dimension for hole one. |

| Specification Information | | |
|---------------------------|-----------------|--------------------------------|
| Style Number | U.S. Base Price | |
| | | : Add per sq/ft width of track |
| | | : |
| | | : |
| FELTSLSMR | \$3347.61 | +\$8.93 |
| | | : |

 **For Canadian Pricing**
Multiply U.S. Price by the Canadian price factor.
▶ See page 1 for details.

Frame for Pair of Surface Mounted Slider Doors



| Standard Includes | | Required to Specify |
|---|--|---|
| <ul style="list-style-type: none"> ▶ Need help? Product details, page 42 | <ul style="list-style-type: none"> • Door frame: paint price group 1 or 8043 Clear Anodized Aluminum • Height: 82.04724"–119.80315" • Width: 60"–80" • Door type: polished edge • Top mount type: ceiling | <ul style="list-style-type: none"> 1 Style number 2 Height 3 Width 4 Paint or anodized aluminum color number for frame ▶ See <i>Surface Materials</i>, page 132. |

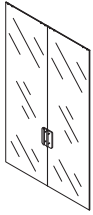
| Specification Information | | | |
|---------------------------|-------------------|-------------------------------|-------------------------------|
| • Style Number | • U.S. Base Price | : Add per inch width of track | : Add per inch width of frame |
| FELFSLPM | \$2117.33 | +\$3.33 | +\$3.33 |
| . | . | . | . |
| . | . | . | . |



For Canadian Pricing
 Multiply U.S. Price by the Canadian price factor.
 ▶ See page 1 for details.

Pair of Surface Mounted Polished Edge Slider Door Leaves

Pair of Surface Mounted Polished Edge Slider Door Leaves



Tip: Glass orientation applies only when 6542 Satin is specified.

| Standard Includes | | Required to Specify |
|---|--|--|
| <ul style="list-style-type: none"> ▶ Need help? Product details, page 42 | <ul style="list-style-type: none"> • Door leaf: 1/2" thick polished edge glass • Bottom trim: paint price group 1 or 8043 Clear Anodized Aluminum • Height: 82.04724"-119.80315" • Width: 60"-80" • Top mount type: ceiling | <ol style="list-style-type: none"> 1 Style number 2 Height 3 Width 4 Glass color number for door leaf 5 Paint or anodized aluminum color number for bottom trim <ul style="list-style-type: none"> ▶ See <i>Surface Materials</i>, page 132. |

| Options | U.S. Price | Required to Specify |
|--|-------------------------------|--|
| Glass Surface Orientation <ul style="list-style-type: none"> • Polished to inside • Polished to outside | No cost No cost | Specify with <i>polished to inside</i> . Specify with <i>polished to outside</i> . |
| Latch Prep <ul style="list-style-type: none"> • Ladder aligned • Ladder offset • Push/pull | No cost No cost No cost | Specify with <i>ladder aligned</i> . Specify with <i>ladder offset</i> . Specify with <i>push/pull</i> . |

| Specification Information | | |
|---------------------------|-----------------|-----------------------------|
| Style Number | U.S. Base Price | Add per sq/ft width of door |
| FELLSLPPM | \$1729.56 | +\$67.34 |

 **For Canadian Pricing**
 Multiply U.S. Price by the Canadian price factor.
 ▶ See page 1 for details.

Reinforced Track for Pair of Surface Mounted Slider Doors



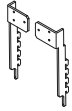
| Standard Includes | | Required to Specify |
|---|---|---|
| <ul style="list-style-type: none"> ▶ Need help? Product details, page 42 | <ul style="list-style-type: none"> • Door track: paint price group 1 or 8043 Clear Anodized Aluminum • Width: 106.874" to 288" • Door type: polished edge • Track orientation: flush • End configuration, left and right: actual | <ol style="list-style-type: none"> 1 Style number 2 Width 3 Paint or anodized aluminum color number for door track 4 End notch (see below under Options) 5 Bracket hole one location (see below under Options) 6 Bracket hole two location (see below under Options) <p>▶ See <i>Surface Materials</i>, page 132.</p> |

| Options | U.S. Price | Required to Specify |
|--|--|---|
| End Notch <ul style="list-style-type: none"> • No notch • Left notch • Right notch • Both notch | No cost No cost No cost No cost | Specify no notch. Specify left notch. Specify right notch. Specify both notch. |
| Bracket Hole Location <ul style="list-style-type: none"> • Hole one location • Hole two location | No cost No cost | Specify X dimension for hole one. Specify X dimension for hole two. |

| Specification Information | | |
|---------------------------|-----------------|-----------------------------|
| Style Number | U.S. Base Price | Add per sq/ft width of door |
| FELTSLPMR | \$6695.22 | +\$8.93 |



For Canadian Pricing
 Multiply U.S. Price by the Canadian price factor.
 ▶ See page 1 for details.



| Standard Includes | | Required to Specify |
|---------------------------------------|---|--|
| ▶ Need help? Product details, page 42 | <ul style="list-style-type: none"> Bracket: paint price group 1 Height: 82.04724"–119.80315" Top mount type: ceiling | 1 Style number 2 Paint color number for bracket 3 Height ▶ See <i>Surface Materials</i> , page 132. |

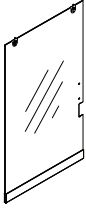
| Options | U.S. Price | Required to Specify |
|--|-------------------------------|--|
| Bracket Type | | |
| <ul style="list-style-type: none"> L at left L at right T at center | No cost No cost No cost | Specify with <i>L at left</i> . Specify with <i>L at right</i> . Specify with <i>T at center</i> . |

| Specification Information | |
|---------------------------|------------|
| Style Number | U.S. Price |
| FELTSLB | \$193 |

 **For Canadian Pricing**
 Multiply U.S. Price by the Canadian price factor.
 ▶ See page 1 for details.



Glass Selections Full-Height Polished Edge Slider Door Leaves



| | Standard Includes | Required to Specify |
|---|--|--|
| ▶ Need help? Product details, page 42 | <ul style="list-style-type: none"> Slider door: glass with polished edges Door base: paint Ceiling height: 84"–120", in 1/16" increments Width: 38"–48", in one-inch increments Glass thickness: 3/8" | <ol style="list-style-type: none"> Style number Ceiling height (see below under Required Selections) Door width (see below under Required Selections) Paint color number for door base Glass finish number for slider door Glass thickness Base height Handedness Glass surface orientation Lock option Door guide with no drop seal finish, if selected: <ul style="list-style-type: none"> 4710 Low Gloss Black 9200 Satin Chrome Options, if selected (see below) <p>▶ See <i>Surface Materials</i>, page 132.</p> |

Tip: Height is specified in 1/16" increments and width is specified in 1" increments. Height upcharge is calculated per inch over 96". Width upcharge is calculated per inch over 40".

| | Required Selections | U.S. Price | Required to Specify |
|---------------|---|----------------------------|--|
| Height | <ul style="list-style-type: none"> 84"–96" 97"–120" | No cost +\$ 15 per inch | Specify ceiling height in 1/16" increments. Specify ceiling height in 1/16" increments. |
| Width | <ul style="list-style-type: none"> 38"–40" 41"–48" | No cost +\$ 40 per inch | Specify width in 1" increments. Specify width in 1" increments. |

| | Options | U.S. Price | Required to Specify |
|--------------------------|--|----------------------------|---|
| Surface Materials | 5" base <ul style="list-style-type: none"> Paint price group 1 Paint price group 2 Paint price group 3 | No cost +\$ 9 +\$ 23 | Specify paint color number. Specify paint color number. Specify paint color number. |

Full-height slider door leaves

| | | | |
|-------------------------------------|---|-------------------------------|---|
| | <ul style="list-style-type: none"> Glass price group 1 Glass price group 3 | No cost +\$1734 | Specify glass number for leaves. Specify glass number for leaves. |
| Door guide with No Drop Seal | <ul style="list-style-type: none"> 9200 Satin Chrome 4710 Low Gloss Black | No cost +\$ 36 | Specify <i>with satin chrome</i> . Specify <i>with low gloss black</i> . |
| Glass Thickness | <ul style="list-style-type: none"> 3/8" — thick glass 1/2" — thick glass | No cost +\$ 320 | Specify <i>with 3/8" glass thickness</i> . Specify <i>with 1/2" glass thickness</i> . |
| Base Height | <ul style="list-style-type: none"> No base 2 1/2" 5" | –\$ 232 –\$ 232 No cost | Specify <i>with no base</i> . Specify <i>with 2 1/2" base height</i> . Specify <i>with 5" base height</i> . |
| Drop Seal | <ul style="list-style-type: none"> No seal Drop seal | No cost +\$ 392 | Specify <i>with no seal</i> . Specify <i>with drop seal</i> . |
| Door Undercut | <ul style="list-style-type: none"> Not minimized Minimized | No cost No cost | Specify <i>with not minimized</i> . Specify <i>with minimized</i> . |
| Handedness | <ul style="list-style-type: none"> Left handed Right handed | No cost No cost | Specify <i>with left handedness</i> . Specify <i>with right handedness</i> . |
| Glass Orientation | <ul style="list-style-type: none"> Polished on track Polished away from track | No cost No cost | Specify <i>with polished on track</i> . Specify <i>with polished away from track</i> . |
| Lock | <ul style="list-style-type: none"> No lock Door lock | No cost +\$ 57 | Specify <i>with no lock</i> . Specify <i>with lock</i> . |
| Non-standard Width | <ul style="list-style-type: none"> Standard widths Non-standard widths | No cost +\$ 76 | Specify width. Specify width. |
| Related Products | <ul style="list-style-type: none"> Full-height polished edge slider track Full-height polished edge slider frame Full-height polished edge slider hanger | | ▶ Page 96 ▶ Page 94 ▶ Page 97 |

Tip: Glass Selections Lite Scale glazing slider door frame and door leaves are ordered separately.

Tip: When specified without drop seal (no seal), the door guide can be specified in either satin chrome or black. When specified with drop seal, the door guide will automatically be finished to match the drop seal and base selection.

Tip: Standard widths are 40", 42", or 48". Non-standard widths are available in one-inch increments.

Glass Selections Full-Height Polished Edge Slider Frame



Tip: Glass Selections Lite Scale slider door frame and door leaves are ordered separately.

Tip: Finishes for door hardware can vary slightly from one component to another depending on base metal materiality and finishing processes. When hardware is specified for common assemblies, all hardware components may not match exactly, but are designed to be compatible within a common door opening.

Tip: Standard widths are 40", 42", or 48". Non-standard widths are available in one-inch increments.


| Standard Includes | | Required to Specify |
|---|--|--|
| <ul style="list-style-type: none"> ▶ Need help? Product details, page 42 | <ul style="list-style-type: none"> • Ceiling height: 84"–120", in one-inch increments • Width: 38"–48", in one-inch increments • Frame: paint or anodized aluminum • Hardware (door pull, slider cylinder, and thumbturn): metal | <ol style="list-style-type: none"> 1 Style number 2 Ceiling height 3 Door width 4 Paint color number for frame 5 Paint color number for base 6 Base height 7 Handedness 8 Lock option 9 Paint color lock housing finish 10 Hardware (door pull, slider cylinder, and thumbturn), if selected: <ul style="list-style-type: none"> 4710 Low Gloss Black 9200 Satin Chrome 11 Options, if selected (see below) <ul style="list-style-type: none"> ▶ See <i>Surface Materials</i>, page 132. |

| Options | U.S. Price | Required to Specify |
|---|--|--|
| Surface Materials <ul style="list-style-type: none"> • Paint price group 1 • Paint price group 2 • Paint price group 3 • Anodized aluminum | No cost +\$ 41 +\$ 72 No cost | Specify paint color number. Specify paint color number. Specify paint color number. Specify with anodized aluminum. |
| 2½" base and 5" base <ul style="list-style-type: none"> • Paint price group 1 • Paint price group 2 • Paint price group 3 • Anodized aluminum | No cost +\$ 9 +\$ 23 No cost | Specify paint color number. Specify paint color number. Specify paint color number. Specify with anodized aluminum. |
| Hardware (Pull, Slider, Cylinder, and Thumbturn) <ul style="list-style-type: none"> • 8031 Brushed Stainless • 4710 Low Gloss Black <ul style="list-style-type: none"> – No lock – Lock | No cost +\$ 32 +\$ 407 | Specify with brushed stainless. Specify with low gloss black. Specify with low gloss black. |
| Base Height <ul style="list-style-type: none"> • No base • 2½" • 5" | –\$ 187 No cost No cost | Specify with no base. Specify 2½" base height. Specify 5" base height. |
| Handedness <ul style="list-style-type: none"> • Left handed • Right handed | No cost No cost | Specify with left handedness. Specify with right handedness. |
| Glass Orientation <ul style="list-style-type: none"> • Polished on track • Polished away from track | No cost No cost | Specify with polished on track. Specify with polished away from track. |
| Lock <ul style="list-style-type: none"> • No lock • Door lock | No cost +\$1724 | Specify with no lock. Specify with door lock. |
| Lock housing <ul style="list-style-type: none"> • Paint price group 1 • Paint price group 2 • Paint price group 3 | No cost +\$ 9 +\$ 23 | Specify paint color number. Specify paint color number. Specify paint color number. |
| Ceiling Height <ul style="list-style-type: none"> • 84"–108" • 109"–120" | No cost +\$ 72 | Specify ceiling height in 1" increments. Specify ceiling height in 1" increments. |
| Non-standard Width <ul style="list-style-type: none"> • Standard widths • Non-standard widths | No cost +\$ 108 | Specify width. Specify width. |
| Related Products <ul style="list-style-type: none"> • Full-height polished edge slider door leaves • Full-height polished edge slider track • Full-height polished edge slider hanger | | ▶ Page 96 ▶ Page 92 ▶ Page 97 |

 **For Canadian Pricing**
 Multiply U.S. Price by the Canadian price factor.
 ▶ See page 1 for details.

Specification Information

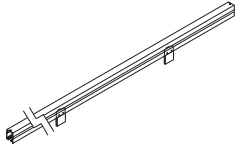
| Style Number | Dimensions | | U.S. Base Price |
|------------------|------------|-----|-----------------|
| | H | W | |
| GPGSDFHSS | 96" | 40" | \$1348 |



Tip: Bases prices are calculated based on height and width specification. See height and width upcharges above. All prices can be validated using SmartTools.

 **For Canadian Pricing**
Multiply U.S. Price by the Canadian price factor.
▶ See page 1 for details.

Glass Selections Full-Height Polished Edge Slider Track



Tip: Glass Selections Lite Scale slider door frame and door leaves are ordered separately.

| Standard Includes | | Required to Specify |
|---|---|--|
| <ul style="list-style-type: none"> ▶ Need help? Product details, page 42 | <ul style="list-style-type: none"> • Slider track: paint or anodized aluminum • Track width: 71"–144" in one-inch increments • Door width: 38"–45" in one-inch increments • Slider hardware • Trolley covers: metal • Close assist, leading and trailing edge | <ol style="list-style-type: none"> 1 Style number 2 Track width 3 Door width 4 Paint color number for track 5 Cover (Trolley covers) finish: <ul style="list-style-type: none"> 4710 Low Gloss Black 8043 Clear Anodized Aluminum 6 Options, if selected (see below) <ul style="list-style-type: none"> ▶ See <i>Surface Materials</i>, page 132. |

| Options | U.S. Price | Required to Specify |
|---|--|--|
| Surface Materials <ul style="list-style-type: none"> • Trim <ul style="list-style-type: none"> • Paint price group 1 • Paint price group 2 • Paint price group 3 • Anodized aluminum | <ul style="list-style-type: none"> No cost +\$ 41 +\$ 72 No cost | <ul style="list-style-type: none"> Specify paint color number. Specify paint color number. Specify paint color number. Specify with anodized aluminum. |
| Cover (Trolley Covers) <ul style="list-style-type: none"> • 8043 Anodized Aluminum • 4710 Low Gloss Black | <ul style="list-style-type: none"> No cost +\$ 68 | <ul style="list-style-type: none"> Specify with <i>clear Anodized Aluminum</i>. Specify with <i>low gloss black</i>. |
| Track Width <ul style="list-style-type: none"> • 71"–96" • 97"–144" | <ul style="list-style-type: none"> No cost +\$137 | <ul style="list-style-type: none"> Specify track width. Specify track width. |
| Related Products <ul style="list-style-type: none"> • Full-height polished edge slider door leaves • Full-height polished edge slider frame • Full-height polished edge slider hanger | | <ul style="list-style-type: none"> ▶ Page 92 ▶ Page 94 ▶ Page 97 |


| Specification Information | | |
|---------------------------|-------|-----------------|
| Style Number | Width | U.S. Base Price |
| GPGSDTSS | 75" | \$2977 |
| | | |

Tip: Bases prices are calculated based on width specification. See width upcharges above. All prices can be validated using SmartTools.



For Canadian Pricing
 Multiply U.S. Price by the Canadian price factor.
 ▶ See page 1 for details.

Glass Selections Full-Height Polished Edge Slider Hanger



Tip: This hanger is used only with product that was shipped prior to June 2019.

Tip: Hangers are shipped in 24" lengths and cut to length by the installer. One hanger will accommodate ten doors.

| Standard Includes | | Required to Specify |
|---------------------------------------|--------------------------------------|---|
| ▶ Need help? Product details, page 42 | • 24" hanger for slider track: paint | 1 Style number 2 Paint color number for hanger 3 Options, if selected (see below) ▶ See <i>Surface Materials</i> , page 132. |

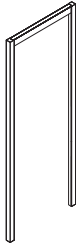
| Options | U.S. Price | Required to Specify |
|--------------------------|--|---|
| Surface Materials | Trim | |
| • Paint price group 1 | No cost | Specify paint color number. |
| • Paint price group 2 | +\$23 | Specify paint color number. |
| • Paint price group 3 | +\$33 | Specify paint color number. |
| • Anodized aluminum | No cost | Specify <i>with anodized aluminum</i> . |
| Related | • Full-height polished edge slider door leaves • Full-height polished edge slider track • Full-height polished edge slider frame | ▶ Page 96 ▶ Page 92 ▶ Page 94 |

| Specification Information | |
|---------------------------|-----------------|
| Style Number | U.S. Base Price |
| GPGSDTH | \$51 |
| . | . |

 **For Canadian Pricing**
Multiply U.S. Price by the Canadian price factor.
▶ See page 1 for details.



Glass Selections Full-Height Butt-Hinged Door Frame



Tip: 42" wide door frame has maximum height 108 1/4".

Tip: When specifying Lite Scale butt hinges, doors that are less than 7'4" in ceiling height require only three hinges.

Tip: As an alternative to a frame with switch cutout, you can position a low-voltage switch in an in-line feature strip adjacent to the door frame.

| Standard Includes | | Required to Specify |
|---|---|--|
| <ul style="list-style-type: none"> ▶ Need help? Product details, page 42 | <ul style="list-style-type: none"> Ceiling height from 7'0"H to 10'1/4"H, in 1/8" increments <i>Exception: maximum height of 42" wide door is 9'1/4" ceiling height.</i> Factory prep for hinges <i>Tip: Door hardware is ordered separately.</i> | <ol style="list-style-type: none"> Style number Ceiling height (see below under Required Selections) Width (see below under Required Selections) Paint color number for door frame Options, if selected (see below) <ul style="list-style-type: none"> ▶ See <i>Surface Materials</i>, page 132. |

| Required Selections | U.S. Price | Required to Specify |
|--------------------------------------|--------------------|--|
| Ceiling Height • 7'0"–10'1/4" | No cost | Specify ceiling height in 1/4" increments. |
| Width • 40" • 42" | No cost No cost | Specify 40"W. Specify 42"W. |

| Options | U.S. Price | Required to Specify |
|--|--|---|
| Surface Materials <ul style="list-style-type: none"> Door frame Paint price group 1 Paint price group 2 Paint price group 3 Anodized aluminum | No cost +\$39 +\$65 No cost | Specify paint color number. Specify paint color number. Specify paint color number. Specify <i>with anodized aluminum</i> . |
| Swing Orientation <ul style="list-style-type: none"> Left hand door leaf Right hand door leaf | No cost No cost | Specify <i>with left hand door leaf</i> . Specify <i>with right hand door leaf</i> . |
| Latch prep <ul style="list-style-type: none"> Cylindrical Mortise Push/pull Ladder aligned Ladder offset Custom pull | No cost No cost No cost No cost No cost No cost | Specify <i>with cylindrical</i> . Specify <i>with mortise</i> . Specify <i>with push/pull</i> . Specify <i>with ladder aligned</i> . Specify <i>with ladder offset</i> . Specify <i>with custom pull</i> . |
| Roller Latch <ul style="list-style-type: none"> No roller latch Top roller latch | No cost No cost | Specify <i>with no roller latch</i> . Specify <i>with top roller latch</i> |
| Hinge Type <ul style="list-style-type: none"> Butt hinge Slim line hinge Solid butt hinge | No cost No cost No cost | Specify <i>with butt hinge</i> . Specify <i>with slim line hinge</i> . Specify <i>with solid butt hinge</i> . |
| Switch Cutout <ul style="list-style-type: none"> No switch cutout Low voltage cutout | No cost +\$41 | Specify <i>with no switch cutout</i> . Specify <i>with low voltage switch cutout</i> . |


| Specification Information | | |
|---------------------------|--------------|-----------------|
| Width | Style Number | U.S. Base Price |
| 40" or 42" | GPLDSBF | \$1903 |



For Canadian Pricing
Multiply U.S. Price by the Canadian price factor.
▶ See page 1 for details.

Glass Selections Full-Height Butt-Hinged Door Leaf

Glass Selections
Full-Height Butt-Hinged
Door Leaf



Tip: 42" wide door frame has maximum height 108 1/4".

Tip: When specifying Lite Scale butt hinges, doors that are less than 7'4" in ceiling height require only three hinges.

Tip: Drop seal must be ordered separately.

| Standard Includes | | Required to Specify |
|---|--|---|
| <ul style="list-style-type: none"> ▶ Need help? Product details, page 42 | <ul style="list-style-type: none"> Ceiling height from 7'0"H to 10'1/4"H, in 1/8" increments <i>Exception: maximum height of 42" wide door is 9'1/4" ceiling height.</i> Polished edge butt-hinged door with 1/2" tempered glass Housing for latch set or roller latch as specified Factory prep for hinges <i>Tip: Door hardware is ordered separately.</i> | <ol style="list-style-type: none"> Style number Ceiling height (see below under Required Selections) Width (see below under Required Selections) Hardware finish for housings Glass color number for door Options, if selected (see below) <p>▶ See <i>Surface Materials</i>, page 132.</p> |

| Required Selections | U.S. Price | Required to Specify |
|--|--|--|
| Ceiling Height <ul style="list-style-type: none"> 7'0"–10'1/4" | +\$ 48 for every 4" increment over 84" | Specify ceiling height in 1/8" increments. |

| | | |
|---|-------------------|------------------------------|
| Width <ul style="list-style-type: none"> 40" 42" | No cost +\$ 61 | Specify 40". Specify 42". |
|---|-------------------|------------------------------|

| Options | U.S. Price | Required to Specify |
|--|--|--|
| Surface Materials <ul style="list-style-type: none"> Glass door surface <ul style="list-style-type: none"> Glass group 1 Glass group 3 | No cost +\$ 32.90 per SF (round up to nearest SF) | Specify paint color number. Specify paint color number. |

| | | |
|---|-----------------------------|--|
| <ul style="list-style-type: none"> Hardware <ul style="list-style-type: none"> Satin chrome Polished chrome Black | No cost +\$ 49 +\$ 62 | Specify with <i>satin chrome</i> . Specify with <i>polished chrome</i> . Specify with <i>black</i> . |
|---|-----------------------------|--|

| | | |
|--|--------------------|---|
| Glass Surface Orientation <ul style="list-style-type: none"> Polished to inside Polished to outside | No cost No cost | Specify with <i>polished to inside</i> . Specify with <i>polished to outside</i> . |
|--|--------------------|---|

| | | |
|--|--------------------|---|
| Swing Orientation <ul style="list-style-type: none"> Left hand door leaf Right hand door leaf | No cost No cost | Specify with <i>left hand door leaf</i> . Specify with <i>right hand door leaf</i> . |
|--|--------------------|---|

| | | |
|--|---|--|
| Latch prep <ul style="list-style-type: none"> Cylindrical Mortise Push/pull Ladder aligned Ladder offset | No cost +\$544 –\$534 –\$534 –\$534 | Specify with <i>cylindrical</i> . Specify with <i>mortise</i> . Specify with <i>push/pull</i> . Specify with <i>ladder aligned</i> . Specify with <i>ladder offset</i> . |
|--|---|--|

| | | |
|---|-------------------|---|
| Roller Latch <ul style="list-style-type: none"> No roller latch Top roller latch | No cost +\$535 | Specify with <i>no roller latch</i> . Specify with <i>top roller latch</i> |
|---|-------------------|---|

| | | |
|---|--------------------|---|
| Hinge Type <ul style="list-style-type: none"> Butt hinge Slim line hinge | No cost No cost | Specify with <i>butt hinge</i> . Specify with <i>slim line hinge</i> . |
|---|--------------------|---|

| Specification Information | | |
|---------------------------|------------------|-----------------|
| Width | Style Number | U.S. Base Price |
| 40" or 42" | GPLLPEBFB | \$2383 |

 **For Canadian Pricing**
Multiply U.S. Price by the Canadian price factor.
▶ See page 1 for details.

Glass Selections Full-Height Butt-Hinged Solid Door Leaf



Tip: 42" wide door frame has maximum height 108 1/4".

Tip: When specifying doors that are less than 87" in ceiling height require only three hinges. Doors 87" and higher will require four hinges.

Tip: When push/pull and ladder pulls are specified, a roller latch must be selected

Tip: Stanchion upcharges are only applied if latch prep selection is custom pull.



For Canadian Pricing
Multiply U.S. Price by the Canadian price factor.
▶ See page 1 for details.

| Standard Includes | | Required to Specify |
|---|--|---|
| ▶ Need help? Product details, page 42 | <ul style="list-style-type: none"> Ceiling height from 7'0"H to 10' 1/4"H, in 1/8" increments <i>Exception: maximum height of 42" wide door is 9 1/4" ceiling height.</i> Solid butt-hinged door: paint price group 01 Housing for latch set or roller latch as specified Factory prep for hinges <i>Tip: Door hardware is ordered separately.</i> | <ol style="list-style-type: none"> Style number Ceiling height (see below under Required Selections) Width (see below under Required Selections) Hardware finish for housings Paint color number for door Options, if selected (see below) <p>▶ See <i>Surface Materials</i>, page 132.</p> |

| Required Selections | U.S. Price | Required to Specify |
|-----------------------|-----------------|--|
| Ceiling Height | • 7'0"–10' 1/4" | Specify ceiling height in 1/8" increments. |

| | | |
|--------------|----------------|--------------------------------|
| Width | • 40" • 42" | Specify 40"W. Specify 42"W. |
|--------------|----------------|--------------------------------|

| Options | U.S. Price | Required to Specify |
|--------------------|---|--|
| Door Finish | <ul style="list-style-type: none"> Paint price group 1 Paint price group 3 Veneer price group 01 Veneer price group 02 Veneer price group 03 Customiz stain | <ul style="list-style-type: none"> No cost +\$150.50 +\$ 83.05 +\$236.61 +\$236.61 +\$ 83.05 <p>Specify paint color number. Specify paint color number. Specify veneer color number. Specify veneer color number. Specify veneer color number. Specify with <i>Customiz stain</i>.</p> |

| | | |
|-------------------|---|--|
| Handedness | <ul style="list-style-type: none"> Left hand Right hand | <ul style="list-style-type: none"> No cost No cost <p>Specify with <i>left hand door leaf</i>. Specify with <i>right hand door leaf</i>.</p> |
|-------------------|---|--|

| | | |
|-------------------|---|---|
| Latch prep | <ul style="list-style-type: none"> Cylindrical PBA ladder aligned locking PBA ladder aligned non-locking PBA ladder offset locking PBA ladder offset non-locking Push/pull Ladder aligned TCS ladder aligned locking TCS ladder aligned non-locking TCS ladder offset locking Custom pull Mortise | <ul style="list-style-type: none"> No cost No cost No cost No cost No cost No cost No cost No cost No cost No cost No cost No cost +\$ 26.79 <p>Specify with <i>cylindrical</i>. Specify with <i>ladder aligned locking</i>. Specify with <i>ladder aligned non-locking</i>. Specify with <i>PBA ladder offset locking</i>. Specify with <i>PBA ladder offset non-locking</i>. Specify with <i>push/pull</i>. Specify with <i>ladder aligned</i>. Specify with <i>TCS ladder aligned locking</i>. Specify with <i>TCS ladder aligned non-locking</i>. Specify with <i>TCS ladder offset locking</i>. Specify with <i>custom pull</i>. Specify with <i>mortise</i>.</p> |
|-------------------|---|---|

| | | |
|------------------|--|---|
| Pull Size | <ul style="list-style-type: none"> 18" 24" 36" 48" 60" 72" | <ul style="list-style-type: none"> No cost No cost No cost No cost No cost No cost <p>Specify with <i>18" pull</i>. Specify with <i>24" pull</i>. Specify with <i>36" pull</i>. Specify with <i>48" pull</i>. Specify with <i>60" pull</i>. Specify with <i>72" pull</i>.</p> |
|------------------|--|---|

| | | |
|-----------------------------|---|--|
| Number of Stanchions | <ul style="list-style-type: none"> 2 3 4 | <ul style="list-style-type: none"> No cost +\$ 57.00 +\$114.00 <p>Specify with <i>2 stanchions</i>. Specify with <i>3 stanchions</i>. Specify with <i>4 stanchions</i>.</p> |
|-----------------------------|---|--|

| | | |
|------------------------|---|--|
| Acoustical Seal | <ul style="list-style-type: none"> No drop seal Drop seal | <ul style="list-style-type: none"> No cost +\$ 63.32 <p>Specify with <i>no drop seal</i>. Specify with <i>drop seal</i>.</p> |
|------------------------|---|--|

| | | |
|---------------------|---|--|
| Roller Latch | <ul style="list-style-type: none"> No roller latch Top roller latch | <ul style="list-style-type: none"> No cost No cost <p>Specify with <i>no roller latch</i>. Specify with <i>top roller latch</i>.</p> |
|---------------------|---|--|

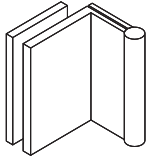
Specification Information

| Style Number | U.S. Base Price | |
|-------------------|-----------------|-----------|
| | 40"W | 42"W |
| GPGGSLLSBF | \$2164.64 | \$2282.40 |



 **For Canadian Pricing**
 Multiply U.S. Price by the
 Canadian price factor.
 ▶ See page 1 for details.

Butt Hinge Kits—Glass Selections Polished Edge Door



Tip: Doors that are less than 7'3" in ceiling height require only three hinges.

| Standard Includes | | Required to Specify |
|---|--|--|
| <ul style="list-style-type: none"> ▶ Need help? Product details, page 42 | <ul style="list-style-type: none"> • Set of hinges for use with Glass Selections butt-hinged door | <ol style="list-style-type: none"> 1 Style number 2 Hinge quantity (see below under Required Selections) 3 Paint or metal color number for hinge 4 Swing orientation 5 Options, if selected (see below) <ul style="list-style-type: none"> ▶ See <i>Surface Materials</i>, page 132. |

| | Required Selections | U.S. Price | Required to Specify |
|-----------------------|---|---|--|
| Hinge Quantity | <ul style="list-style-type: none"> • Three hinges • Four hinges | <ul style="list-style-type: none"> No cost +\$479 | <ul style="list-style-type: none"> Specify with two hinges. Specify with three hinges. |

| | Options | U.S. Price | Required to Specify |
|--------------------------|---|--|---|
| Surface Materials | Hinge <ul style="list-style-type: none"> • Satin chrome • Black | <ul style="list-style-type: none"> No cost +\$215 | <ul style="list-style-type: none"> Specify with satin chrome. Specify with black. |
| Swing Orientation | <ul style="list-style-type: none"> • Left hand door leaf • Right hand door leaf | <ul style="list-style-type: none"> No cost No cost | <ul style="list-style-type: none"> Specify with left hand door leaf. Specify with right hand door leaf. |

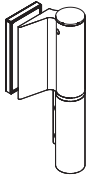
| Specification Information | |
|---------------------------|--------------------------|
| • Style Number | • U.S. Base Price |
| • | • |
| • | • |
| • | • |
| GPLDBHPE | \$1439 |
| • | • |
| • | • |



For Canadian Pricing
 Multiply U.S. Price by the Canadian price factor.
 ▶ See page 1 for details.

Slim Line Hinge Kits—Glass Selections Polished Edge Door

Slim Line Hinge Kits—
Glass Selections
Polished Edge Door



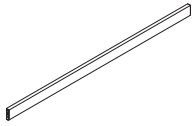
| Standard Includes | | Required to Specify |
|---|--|---|
| <ul style="list-style-type: none"> ▶ Need help? Product details, page 42 | <ul style="list-style-type: none"> • Set of two hinges for use with Glass Selections polished edge butt-hinged door • Self close functionality, if specified | <ul style="list-style-type: none"> 1 Style number 2 Hardware paint or metal color number 3 Options, if selected (see below) ▶ See <i>Surface Materials</i>, page 132. |

| Options | U.S. Price | Required to Specify |
|--|---|---|
| Surface Materials <ul style="list-style-type: none"> • Hardware • Satin chrome • Polished chrome • Black | <ul style="list-style-type: none"> No cost +\$ 85 +\$117 | <ul style="list-style-type: none"> Specify with <i>satin chrome</i>. Specify with <i>polished chrome</i>. Specify with <i>black</i>. |
| Swing Orientation <ul style="list-style-type: none"> • Left hand door leaf • Right hand door leaf | <ul style="list-style-type: none"> No cost No cost | <ul style="list-style-type: none"> Specify with <i>left hand door leaf</i>. Specify with <i>right hand door leaf</i>. |
| Hinge Functionality <ul style="list-style-type: none"> • Free-swinging • Self-closing 90° • Self-closing 180° | <ul style="list-style-type: none"> No cost +\$281 +\$281 | <ul style="list-style-type: none"> Specify with <i>free-swinging</i>. Specify with <i>self-closing 90°</i>. Specify with <i>self-closing 180°</i>. |

| Specification Information | |
|---------------------------|-----------------|
| Style Number | U.S. Base Price |
| GPLDSHPE | \$1925 |

 **For Canadian Pricing**
Multiply U.S. Price by the Canadian price factor.
▶ See page 1 for details.

Drop Seal—Glass Selections Butt-Hinged Polished Edge Door or Solid Door



| | Standard Includes | Required to Specify |
|---------------------------------------|--|--|
| ▶ Need help? Product details, page 42 | <ul style="list-style-type: none"> Drop seal for butt-hinged polished edge door or solid door | <ol style="list-style-type: none"> Style number Width (see below under Required Selections) Door type (see below under Required Selections) Paint or metal color number for drop seal Options, if selected (see below) <p>▶ See <i>Surface Materials</i>, page 132.</p> |

| | Required Selections | U.S. Price | Required to Specify |
|------------------|--|-------------------------------|---|
| Width | <ul style="list-style-type: none"> 40" 42" | <p>No cost</p> <p>No cost</p> | <p>Specify 40".</p> <p>Specify 42".</p> |
| Door Type | <ul style="list-style-type: none"> Polished edge Solid | <p>No cost</p> <p>No cost</p> | <p>Specify polished edge door.</p> <p>Specify solid door.</p> |

| | Options | U.S. Price | Required to Specify |
|--------------------------|--|---|--|
| Surface Materials | <p>Drop seal</p> <ul style="list-style-type: none"> Paint price group 1 Paint price group 2 Paint price group 3 Anodized aluminum | <p>No cost</p> <p>+\$23</p> <p>+\$34</p> <p>No cost</p> | <p>Specify paint color number.</p> <p>Specify paint color number.</p> <p>Specify paint color number.</p> <p>Specify <i>with anodized aluminum</i>.</p> |

| Specification Information | |
|---------------------------|-----------------|
| Style Number | U.S. Base Price |
| GPLDDS | \$380 |
| . | . |



For Canadian Pricing
 Multiply U.S. Price by the Canadian price factor.
 ▶ See page 1 for details.

Roller Latch—Glass Selections Butt-Hinged Polished Edge Door

Roller Latch—Glass Selections Butt-Hinged Polished Edge Door



| Standard Includes | Required to Specify |
|---|---------------------|
| <ul style="list-style-type: none"> ▶ Need help? Product details, page 42 • Roller latch: 8031 Brushed Stainless | Style number |

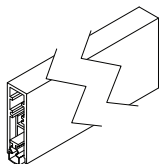
Specification Information

| Style Number | U.S. Price |
|---------------|------------|
| GPLDRL | \$198 |
| : | : |
| : | : |

Tip: Roller latch housing is included with polished edge door leaf when specified.

 **For Canadian Pricing**
 Multiply U.S. Price by the Canadian price factor.
 ▶ See page 1 for details.

Swing Door—Drop Seal Assembly



| Standard Includes | Required to Specify |
|-------------------|---------------------|
|-------------------|---------------------|

| | |
|--|--|
| <ul style="list-style-type: none"> Drop seal assembly: paint price group 01 or 8043 Clear Anodized Aluminum Width: 28"–48" | 1 Style number 2 Options, if selected (see below) ▶ See <i>Surface Materials</i> , page 132. |
|--|--|

| Options | U.S. Price | Required to Specify |
|---------|------------|---------------------|
|---------|------------|---------------------|

| | | | |
|---------------------------|------------------------|------------------------|---|
| Door Type | • Polished edge | No cost | Specify <i>with polished edge</i> . |
| | • Solid | No cost | Specify <i>with solid</i> . |
| Bottom Trim Finish | • Anodized aluminum | No cost | Specify <i>with anodized aluminum</i> . |
| | • Paint price group 01 | No cost | Specify paint color number. |
| | • Paint price group 02 | +\$0.14 per inch width | Specify paint color number. |
| | • Paint price group 03 | +\$0.57 per inch width | Specify paint color number. |

| Specification Information | |
|---------------------------|--|
|---------------------------|--|

| Style Number | U.S. Base Price |
|--------------|-----------------|
| NESWDSALS | \$373.78 |



For Canadian Pricing
 Multiply U.S. Price by the Canadian price factor.
 ▶ See page 1 for details.

Slider Door—Assembly Hardware

Slider Door—Assembly Hardware

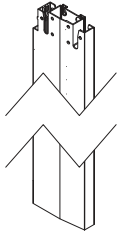


| Standard Includes | Required to Specify |
|---|--|
| <ul style="list-style-type: none"> • Assembly hardware for slider door frame | 1 Style number 2 Options, if selected (see below) |

| Options | U.S. Price | Required to Specify |
|---|--------------------|---|
| Handedness <ul style="list-style-type: none"> • Left hand • Right hand | No cost No cost | Specify <i>with left hand</i> . Specify <i>with right hand</i> . |

| Specification Information | |
|---------------------------|------------|
| Style Number | U.S. Price |
| NEAHSLLS | \$89.36 |


For Canadian Pricing
 Multiply U.S. Price by the Canadian price factor.
 ▶ See page 1 for details.



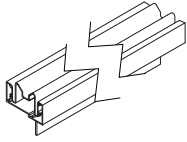
| Standard Includes | Required to Specify |
|---|---|
| <ul style="list-style-type: none"> • Door frame: paint price group 01 or 8043 Clear Anodized Aluminum • Width: 40"–48" • Height: 84"–120" • Seal: plastic | <ol style="list-style-type: none"> 1 Style number 2 Width 3 Height 4 Plastic color number for seal 5 Options, if selected (see below) <p>▶ See <i>Surface Materials</i>, page 132.</p> |

| Options | U.S. Price | Required to Specify |
|--|--|--|
| Frame Finish <ul style="list-style-type: none"> • Anodized aluminum • Paint price group 1 • Paint price group 2 <ul style="list-style-type: none"> – Height – Width • Paint price group 3 <ul style="list-style-type: none"> – Height – Width | No cost No cost +\$0.34 per inch +\$0.14 per inch +\$1.38 per inch +\$0.58 per inch | Specify <i>with anodized aluminum</i> . Specify paint color number. Specify paint color number. Specify paint color number. |
| Seal Finish <ul style="list-style-type: none"> • Plastic | No cost | Specify <i>with plastic</i> . |
| Handedness <ul style="list-style-type: none"> • Left hand • Right hand | No cost No cost | Specify <i>with left hand</i> . Specify <i>with right hand</i> . |
| Latch Prep <ul style="list-style-type: none"> • Lever lock • No latch prep | No cost No cost | Specify <i>with lever lock</i> . Specify <i>with no latch prep</i> . |

| Specification Information | |
|---------------------------|-----------------|
| Style Number | U.S. Base Price |
| NEDFSLSL | \$1787.12 |
| | |
| | |

 **For Canadian Pricing**
 Multiply U.S. Price by the Canadian price factor.
 ▶ See page 1 for details.

Door Frame—Swing, Single



| Standard Includes | Required to Specify |
|---|---|
| <ul style="list-style-type: none"> • Door frame: paint price group 01 or 8043 Clear Anodized Aluminum • Width: 28"–48" • Height: 84"–120" • Seal: plastic | <ol style="list-style-type: none"> 1 Style number 2 Width 3 Height 4 Paint or anodized aluminum for frame 5 Plastic color number for seal 6 Options, if selected (see below) <p>▶ See <i>Surface Materials</i>, page 132.</p> |

| Options | U.S. Price | Required to Specify |
|---|---|---|
| Frame Finish <ul style="list-style-type: none"> • Anodized aluminum • Paint price group 1 • Paint price group 2 <ul style="list-style-type: none"> – Height – Width • Paint price group 3 <ul style="list-style-type: none"> – Height – Width | No cost No cost +\$ 0.34 per inch +\$ 0.14 per inch +\$ 1.38 per inch +\$ 0.58 per inch | Specify with <i>anodized aluminum</i> . Specify paint color number. Specify paint color number. Specify paint color number. |
| Seal Finish <ul style="list-style-type: none"> • Plastic | No cost | Specify with <i>plastic</i> . |
| Door Type <ul style="list-style-type: none"> • Polished edge • Solid | No cost No cost | Specify with <i>polished edge</i> . Specify with <i>solid</i> . |
| Latch Prep <ul style="list-style-type: none"> • Custom pull • Cylindrical • Mortise • PBA ladder aligned locking • PBA ladder aligned non-locking • PBA ladder offset locking • PBA ladder offset non-locking • Push/pull • TCS ladder aligned locking • TCS ladder aligned non-locking • TCS ladder offset locking | No cost No cost No cost No cost No cost No cost No cost No cost No cost No cost No cost | Specify with <i>custom pull</i> . Specify with <i>cylindrical</i> . Specify with <i>mortise</i> . Specify with <i>PBA ladder aligned locking</i> . Specify with <i>PBA ladder aligned non-locking</i> . Specify with <i>PBA ladder offset locking</i> . Specify with <i>PBA ladder offset non-locking</i> . Specify with <i>push/pull</i> . Specify with <i>TCS ladder aligned locking</i> . Specify with <i>TCS ladder aligned non-locking</i> . Specify with <i>TCS ladder offset locking</i> . |
| Roller Latch <ul style="list-style-type: none"> • No roller latch • Roller latch | No cost No cost | Specify with <i>no roller latch</i> . Specify with <i>roller latch</i> . |
| Hinge Type <ul style="list-style-type: none"> • Electric • Polished edge butt • Slim line • Solid butt | No cost No cost No cost No cost | Specify with <i>electric</i> . Specify with <i>polished edge butt</i> . Specify with <i>slim line</i> . Specify with <i>solid butt</i> . |
| Hinge Quantity <ul style="list-style-type: none"> • Two • Three • Four | No cost No cost No cost | Specify with <i>2</i> . Specify with <i>3</i> . Specify with <i>4</i> . |

Specification Information

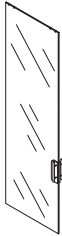
| Style Number | U.S. Base Price |
|--------------|-----------------|
| NEDFSWSLS | \$2200.75 |



For Canadian Pricing
 Multiply U.S. Price by the Canadian price factor.
 ▶ See page 1 for details.

Door Leaf—Slider, Polished Edge

Door Leaf—Slider,
Polished Edge



| Standard Includes | Required to Specify |
|--|--|
| <ul style="list-style-type: none"> • 3/8" thick glass door leaf: 6500 Clear glass • Width: 40"—48" • Height: 84"—120" | <ol style="list-style-type: none"> 1 Style number 2 Width 3 Height 4 Options, if selected (see below) <p>▶ See <i>Surface Materials</i>, page 132.</p> |

| Options | U.S. Price | Required to Specify |
|---|---|---|
| Glass Finish <ul style="list-style-type: none"> • Customer's Own Glass • Glass Price Group 1 • Glass Price Group 3 <ul style="list-style-type: none"> – 3/8" – 1/2" | No cost No cost +\$ 50.74 +\$ 34.41 | Specify with <i>customer's own glass</i> . Specify glass color number. Specify glass color number. |
| Glass Thickness <ul style="list-style-type: none"> • 1/2" • 3/8" | +\$ 18.28 per sq/ft No cost | Specify with <i>1/2"</i> . Specify with <i>3/8"</i> . |
| Glass Surface Orientation <ul style="list-style-type: none"> • Polished to inside • Polished to outside | No cost No cost | Specify with <i>polished to inside</i> . Specify with <i>polished to outside</i> . |
| Handedness <ul style="list-style-type: none"> • Left hand • Right hand | No cost No cost | Specify with <i>left hand</i> . Specify with <i>right hand</i> . |
| Latch Prep <ul style="list-style-type: none"> • Custom pull • PBA ladder aligned locking • PBA ladder aligned non-locking • PBA ladder offset locking • PBA ladder offset non-locking • Pus/hpull • TCS ladder aligned locking • TCS ladder aligned non-locking • TCS ladder offset locking • Lever lock | No cost +\$ 26.55 +\$ 26.55 +\$ 26.55 +\$ 26.55 +\$ 26.55 +\$ 26.55 +\$ 26.55 +\$ 26.55 +\$ 26.55 +\$ 99.57 | Specify with <i>custom pull</i> . Specify with <i>PBA ladder aligned locking</i> . Specify with <i>PBA ladder aligned non-locking</i> . Specify with <i>PBA ladder offset locking</i> . Specify with <i>PBA ladder offset non-locking</i> . Specify with <i>push/pull</i> . Specify with <i>TCS ladder aligned locking</i> . Specify with <i>TCS ladder aligned non-locking</i> . Specify with <i>TCS ladder offset locking</i> . Specify with <i>lever lock</i> . |
| Pull Size <ul style="list-style-type: none"> • 18" • 24" • 36" • 48" • 60" • 72" | No cost No cost No cost No cost No cost No cost | Specify with <i>18"</i> . Specify with <i>24"</i> . Specify with <i>36"</i> . Specify with <i>48"</i> . Specify with <i>60"</i> . Specify with <i>72"</i> . |
| Number of Stanchions <ul style="list-style-type: none"> • Two • Three • Four | No cost +\$ 56.68 +\$114.45 | Specify with <i>2</i> . Specify with <i>3</i> . Specify with <i>4</i> . |

| Specification Information | | |
|---------------------------|-----------------|----------------|
| Style Number | U.S. Base Price | |
| | Per leaf | Per sq/ft leaf |
| NEDLSPELS | \$199.14 | +\$32.31 |

For Canadian Pricing
 Multiply U.S. Price by the Canadian price factor.
 ▶ See page 1 for details.

Door Leaf—Swing, Polished Edge



| Standard Includes | Required to Specify |
|---|--|
| <ul style="list-style-type: none"> • 3/8" thick glass: glass price group 1 • Width: 28"—48" • Height: 84"—120" | <ol style="list-style-type: none"> 1 Style number 2 Width 3 Height 4 Options, if selected (see below) <p>▶ See <i>Surface Materials</i>, page 132.</p> |

| Options | U.S. Price | Required to Specify |
|---|---|---|
| Glass Finish <ul style="list-style-type: none"> • Customer's Own Glass • Glass price group 01 • Glass price group 03 – 3/8" – 1/2" | No cost No cost +\$ 50.74 per sq/ft +\$ 34.41 per sq/ft | Specify with <i>anodized aluminum</i> . Specify paint color number. Specify paint color number. |
| Glass Thickness <ul style="list-style-type: none"> • 1/2" • 3/8" | +\$ 18.28 per sq/ft No cost | Specify with <i>1/2"</i> . Specify with <i>3/8"</i> . |
| Glass Surface Orientation <ul style="list-style-type: none"> • Polished to inside • Polished to outside | No cost No cost | Specify with <i>polished to inside</i> . Specify with <i>polished to outside</i> . |
| Handedness <ul style="list-style-type: none"> • Left hand • Right hand | No cost No cost | Specify with <i>left hand</i> . Specify with <i>right hand</i> . |
| Latch Prep <ul style="list-style-type: none"> • Custom pull • PBA ladder aligned locking • PBA ladder aligned non-locking • PBA ladder offset locking • PBA ladder offset non-locking • Push/pull • TCS ladder aligned locking • TCS ladder aligned non-locking • TCS ladder offset locking • Cylindrical • Mortise | No cost +\$ 26.55 +\$ 26.55 +\$ 26.55 +\$ 26.55 +\$ 26.55 +\$ 26.55 +\$ 26.55 +\$ 26.55 +\$ 99.57 +\$ 99.57 | Specify with <i>custom pull</i> . Specify with <i>PBA ladder aligned locking</i> . Specify with <i>PBA ladder aligned non-locking</i> . Specify with <i>PBA ladder offset locking</i> . Specify with <i>PBA ladder offset non-locking</i> . Specify with <i>push/pull</i> . Specify with <i>TCS ladder aligned locking</i> . Specify with <i>TCS ladder aligned non-locking</i> . Specify with <i>TCS ladder offset locking</i> . Specify with <i>cylindrical</i> . Specify with <i>mortise</i> . |
| Pull Size <ul style="list-style-type: none"> • 18" • 24" • 36" • 48" • 60" • 72" | No cost No cost No cost No cost No cost TCS Aligned Locking +\$ 13.28 TCS Aligned Non-Locking +\$ 13.28 | Specify with <i>18"</i> . Specify with <i>24"</i> . Specify with <i>36"</i> . Specify with <i>48"</i> . Specify with <i>60"</i> . Specify with <i>72"</i> . |
| Hinge Type <ul style="list-style-type: none"> • Slim line • Polished edge butt | +\$ 53.10 +\$ 99.57 | Specify with <i>slime line</i> . Specify with <i>solid butt</i> . |
| Hinge Quantity <ul style="list-style-type: none"> • Two • Three • Four | No cost +\$ 53.10 +\$106.21 | Specify with <i>2</i> . Specify with <i>3</i> . Specify with <i>4</i> . |
| Number of Stanchions <ul style="list-style-type: none"> • Two • Three • Four | No cost +\$ 56.68 +\$114.45 | Specify with <i>2</i> . Specify with <i>3</i> . Specify with <i>4</i> . |
| Roller Latch <ul style="list-style-type: none"> • No roller latch • Roller latch | No cost +\$ 99.60 | Specify with <i>no roller latch</i> . Specify with <i>roller latch</i> . |

Specification Information

| Style Number | U.S. Base Price (per square foot) |
|-------------------|--------------------------------------|
| NEDLSWPELS | \$34.32 |

For Canadian Pricing
 Multiply U.S. Price by the Canadian price factor.
 ▶ See page 1 for details.

Door Leaf—Swing, Solid

Door Leaf—Swing, Solid




| Standard Includes | Required to Specify |
|---|--|
| <ul style="list-style-type: none"> • Door leaf: paint price group 01 • Width: 28" – 48" • Height: 84" – 120" | <ol style="list-style-type: none"> 1 Style number 2 Width 3 Height 4 Options, if selected (see below) <p>▶ See <i>Surface Materials</i>, page 132.</p> |

| Options | U.S. Price | Required to Specify |
|-----------------------------|--|--|
| Door Finish | <ul style="list-style-type: none"> • Paint price group 1 No cost • Paint price group 3 +\$ 5.02 per sq ft • Veneer customiz stain +\$ 55.91 per sq ft • Veneer price group 1 +\$ 25.08 per sq ft • Veneer price group 3 +\$ 55.91 per sq ft | <ul style="list-style-type: none"> Specify paint color number. Specify paint color number. Specify paint color number. Specify paint color number. |
| Handedness | <ul style="list-style-type: none"> • Left hand No cost • Right hand No cost | <ul style="list-style-type: none"> Specify with <i>left hand</i>. Specify with <i>right hand</i>. |
| Latch Prep | <ul style="list-style-type: none"> • Custom pull No cost • Cylindrical No cost • Mortise No cost • No latch prep No cost • PBA ladder aligned locking No cost • PBA ladder aligned non-locking No cost • PBA ladder offset locking No cost • PBA ladder offset non-locking No cost • Push/pull No cost • TCS ladder aligned locking No cost • TCS ladder aligned non-locking No cost • TCS ladder offset locking No cost | <ul style="list-style-type: none"> Specify with <i>custom pull</i>. Specify with <i>cylindrical</i>. Specify with <i>mortise</i>. Specify with <i>no latch prep</i>. Specify with <i>PBA ladder aligned locking</i>. Specify with <i>PBA ladder aligned non-locking</i>. Specify with <i>PBA ladder offset locking</i>. Specify with <i>PBA ladder offset non-locking</i>. Specify with <i>push/pull</i>. Specify with <i>TCS ladder aligned locking</i>. Specify with <i>TCS ladder aligned non-locking</i>. Specify with <i>TCS ladder offset locking</i>. |
| Pull Size | <ul style="list-style-type: none"> • 18" No cost • 24" No cost • 36" No cost • 48" No cost • 60" No cost • 72" No cost | <ul style="list-style-type: none"> Specify with <i>18"</i>. Specify with <i>24"</i>. Specify with <i>36"</i>. Specify with <i>48"</i>. Specify with <i>60"</i>. Specify with <i>72"</i>. |
| Hinge Type | <ul style="list-style-type: none"> • Two No cost • Three No cost | <ul style="list-style-type: none"> Specify with <i>two</i>. Specify with <i>three</i>. |
| Hinge Quantity | <ul style="list-style-type: none"> • Two No cost • Three No cost | <ul style="list-style-type: none"> Specify with <i>two</i>. Specify with <i>three</i>. |
| Number of Stanchions | <ul style="list-style-type: none"> • Two No cost • Three +\$ 56.68 • Four +\$114.45 | <ul style="list-style-type: none"> Specify with <i>two</i>. Specify with <i>three</i>. Specify with <i>four</i>. |
| Acoustic Seal | <ul style="list-style-type: none"> • Drop seal No cost • No seal No cost | <ul style="list-style-type: none"> Specify with <i>drop seal</i>. Specify with <i>no seal</i>. |
| Roller Latch | <ul style="list-style-type: none"> • No roller latch No cost • Roller latch No cost | <ul style="list-style-type: none"> Specify with <i>no roller latch</i>. Specify with <i>roller latch</i>. |

| Specification Information | |
|---------------------------|-----------------------------------|
| Style Number | U.S. Base Price (per square foot) |
| NEDLSWSLS | \$156.15 |

 **For Canadian Pricing**
 Multiply U.S. Price by the Canadian price factor.
 ▶ See page 1 for details.

Door Track—Slider, Single



| Standard Includes | | Required to Specify |
|---|---|---|
| <ul style="list-style-type: none"> ▶ Need help? Product details, page 42 | <ul style="list-style-type: none"> • Door track: paint price group 01 or 8043 Clear Anodized Aluminum • Width: 75" – 120" | <ol style="list-style-type: none"> 1 Style number 2 Width 3 Paint or anodized aluminum for track 4 Options, if selected (see below) <ul style="list-style-type: none"> ▶ See <i>Surface Materials</i>, page 132. |

| | Options | U.S. Price | Required to Specify |
|----------------------------------|---|--|--|
| Track Finish | <ul style="list-style-type: none"> • Anodized aluminium • Paint price group 1 • Paint price group 2 • Paint price group 3 | <ul style="list-style-type: none"> No cost No cost +\$18.48 +\$76.91 | <ul style="list-style-type: none"> Specify <i>with anodized aluminium</i>. Specify paint color number. Specify paint color number. Specify paint color number. |
| Glass Thickness | <ul style="list-style-type: none"> • 1/2" • 3/8" | <ul style="list-style-type: none"> No cost No cost | <ul style="list-style-type: none"> Specify <i>with 1/2"</i>. Specify <i>with 3/8"</i>. |
| End Configuration – Left | <ul style="list-style-type: none"> • Actual • Fixed wall | <ul style="list-style-type: none"> No cost No cost | <ul style="list-style-type: none"> Specify <i>with actual</i>. Specify <i>with fixed wall</i>. |
| End Configuration – Right | <ul style="list-style-type: none"> • Actual • Fixed wall | <ul style="list-style-type: none"> No cost No cost | <ul style="list-style-type: none"> Specify <i>with actual</i>. Specify <i>with fixed wall</i>. |


| Specification Information | |
|---------------------------|-----------------|
| Style Number | U.S. Base Price |
| NEDTSLSL | \$2626.32 |



For Canadian Pricing
 Multiply U.S. Price by the Canadian price factor.
 ▶ See page 1 for details.

Slider Door—Drop Seal Housing

Slider Door—Drop Seal Housing



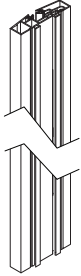
| Standard Includes | | Required to Specify |
|---|---|---|
| <ul style="list-style-type: none"> ▶ Need help? Product details, page 42 | <ul style="list-style-type: none"> • Drop seal housing: paint price group 01 or 8043 Clear Anodized Aluminum • Width: 40" – 48" | <ol style="list-style-type: none"> 1 Style number 2 Width 3 Paint or anodized aluminum for track 4 Options, if selected (see below) <ul style="list-style-type: none"> ▶ See <i>Surface Materials</i>, page 132. |

| Options | U.S. Price | Required to Specify |
|---|--|---|
| Bottom Trim Finish <ul style="list-style-type: none"> • Anodized aluminium • Paint price group 1 • Paint price group 2 • Paint price group 3 | No cost No cost +\$0.13 per inch width +\$0.53 per inch width | Specify <i>with anodized aluminium</i> . Specify paint color number. Specify paint color number. Specify paint color number. |
| Glass Thickness <ul style="list-style-type: none"> • 1/2" • 3/8" | No cost No cost | Specify <i>with 1/2"</i> . Specify <i>with 3/8"</i> . |
| Handedness <ul style="list-style-type: none"> • Left hand • Right hand | No cost No cost | Specify <i>with left hand</i> . Specify <i>with right hand</i> . |

| Specification Information | |
|---------------------------|-----------------|
| Style Number | U.S. Base Price |
| NELSHLS | \$669.06 |

 **For Canadian Pricing**
 Multiply U.S. Price by the Canadian price factor.
 ▶ See page 1 for details.

Vertical Transition, Everwall to Lite Scale



| Standard Includes | Required to Specify |
|---|---|
| <ul style="list-style-type: none"> Trim: paint price group 01 or 8043 Clear Anodized Aluminum Seal: plastic | <ol style="list-style-type: none"> Style number Paint or anodized aluminum color number for transition Options, if selected (see below) <ul style="list-style-type: none"> ▶ See <i>Surface Materials</i>, page 132. |

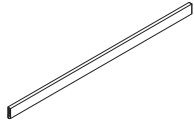
| Options | U.S. Price | Required to Specify |
|--|--|--|
| Trim Finish <ul style="list-style-type: none"> Anodized aluminum Paint price group 01 Paint price group 02 Paint price group 03 | No cost No cost +\$ 39.24 +\$156.96 | Specify <i>with anodized aluminum</i> . Specify paint color number. Specify paint color number. Specify paint color number. |
| Seal Finish <ul style="list-style-type: none"> Plastic | No cost | Specify <i>with plastic</i> . |
| Attachment Brackets <ul style="list-style-type: none"> Door Panel | No cost No cost | Specify <i>with door</i> . Specify <i>with panel</i> . |
| Glass Alignment <ul style="list-style-type: none"> Center glaze | No cost | Specify <i>with center glaze</i> . |

| Specification Information | |
|---------------------------|-----------------|
| Style Number | U.S. Base Price |
| NEVTVLS | \$911.97 |



For Canadian Pricing
 Multiply U.S. Price by the Canadian price factor.
 ▶ See page 1 for details.

Drop Seal—Glass Selections Butt-Hinged Polished Edge Door



Tip: In order to ensure proper engagement at the drop seal, door frame cannot accommodate any fluctuation in floor height when drop seal is specified.

| Standard Includes | Required to Specify |
|---|---|
| <ul style="list-style-type: none"> Drop seal for butt-hinged polished edge door Width: 28"–44½" | <ol style="list-style-type: none"> Style number Width Paint or metal color number for drop seal Options, if selected (see below) <p>▶ See <i>Surface Materials</i>, page 132.</p> |

| Options | U.S. Price | Required to Specify |
|---|--|--|
| Surface Materials Drop seal <ul style="list-style-type: none"> Paint price group 1 Paint price group 2 Paint price group 3 Anodized aluminum | No cost +\$ 6.60 +\$25.07 No cost | Specify paint color number. Specify paint color number. Specify paint color number. Specify with anodized aluminum. |

| Specification Information | |
|---------------------------|-----------------|
| Style Number | U.S. Base Price |
| FELDDS | \$458.00 |
| | |

Magnetic Wall Stop



Tip: For use with painted solid or Clerestory panels only.

| Standard Includes | Required to Specify |
|--|--|
| <ul style="list-style-type: none"> Magnetic wall stop | <ol style="list-style-type: none"> Style number Paint or metal color number for wall stop Options, if selected (see below) <p>▶ See <i>Surface Materials</i>, page 132.</p> |

| Options | U.S. Price | Required to Specify |
|--|---------------------------------|--|
| Hardware Finish <ul style="list-style-type: none"> 9200 Satin Chrome 4710 Low Gloss Black 9201 Polished Chrome | No cost +\$ 2.50 +\$36.00 | Specify with satin chrome. Specify with low gloss black. Specify with polished chrome. |

| Specification Information | |
|---------------------------|-----------------|
| Style Number | U.S. Base Price |
| GPLDMWS | \$59.00 |
| | |



For Canadian Pricing
 Multiply U.S. Price by the Canadian price factor.
 ▶ See page 1 for details.

Dome Style Floor Stop

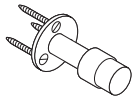


| Standard Includes | Required to Specify |
|---|--|
| <ul style="list-style-type: none"> Dome-style floor stop | 1 Style number 2 Paint or metal color number for floor stop 3 Options, if selected (see below) ▶ See <i>Surface Materials</i> , page 132. |

| | Options | U.S. Price | Required to Specify |
|-----------------|--|------------|---------------------------------------|
| Hardware | <ul style="list-style-type: none"> 9200 Satin Chrome | No cost | Specify <i>with satin chrome</i> . |
| Finish | <ul style="list-style-type: none"> 4710 Low Gloss Black | +\$24.00 | Specify <i>with low gloss black</i> . |
| | <ul style="list-style-type: none"> 9201 Polished Chrome | +\$36.00 | Specify <i>with polished chrome</i> . |

| Specification Information | |
|---------------------------|-----------------|
| Style Number | U.S. Base Price |
| GPLDDFS | \$26.00 |

Base Stop



| Standard Includes | Required to Specify |
|--|---|
| <ul style="list-style-type: none"> Screw-in base stop | 1 Style number 2 Paint or metal color number for base stop 3 Options, if selected (see below) ▶ See <i>Surface Materials</i> , page 132. |

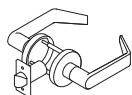
| | Options | U.S. Price | Required to Specify |
|-----------------|--|------------|---------------------------------------|
| Hardware | <ul style="list-style-type: none"> 9200 Satin Chrome | No cost | Specify <i>with satin chrome</i> . |
| Finish | <ul style="list-style-type: none"> 9201 Polished Chrome | +\$36.00 | Specify <i>with polished chrome</i> . |
| | <ul style="list-style-type: none"> 4710 Low Gloss Black | +\$70.50 | Specify <i>with low gloss black</i> . |

| Specification Information | |
|---------------------------|-----------------|
| Style Number | U.S. Base Price |
| GPLDSBS | \$100.00 |



For Canadian Pricing
 Multiply U.S. Price by the Canadian price factor.
 ▶ See page 1 for details.

Cylindrical Latch Set

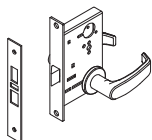


Tip: When the black finish is specified on latch sets, the strike plate will default to the satin chrome finish.

| Standard Includes | | Required to Specify | |
|---|--|--|--|
| <ul style="list-style-type: none"> Cylindrical latch set Strike plate | | 1 Style number 2 Finish color number for cylindrical latch set 3 Options, if selected (see below) ▶ See <i>Surface Materials</i> , page 132. | |
| Options | U.S. Price | Required to Specify | |
| Hardware Finish | <ul style="list-style-type: none"> 9200 Satin Chrome No cost 4710 Low Gloss Black No cost 9201 Polished Chrome +\$ 34.97 | Specify with <i>satin chrome</i> . Specify with <i>low gloss black</i> . Specify with <i>polished chrome</i> . | |
| Latch Prep | <ul style="list-style-type: none"> Passage No cost Passage, black +\$679.14 Lockset +\$320.72 Lockset, black +\$311.51 | Specify with <i>passage</i> . Specify with <i>black passage</i> . Specify with <i>lockset</i> . Specify with <i>black lockset</i> . | |
| Keying | <ul style="list-style-type: none"> Core, keyed random No cost Core, keyed random, black +\$456.52 No core No cost No core, black +\$371.89 No key No cost | Specify with <i>core</i> . Specify with <i>black core</i> . Specify with <i>no core</i> . Specify with <i>black no core</i> . Specify with <i>no key</i> . | |

| Specification Information | |
|---------------------------|-----------------|
| Style Number | U.S. Base Price |
| FELDCLO | \$849.92 |

Mortise Latch Set



Tip: When using mortise latch sets, once a wood door or a glass door lock housing has been face drilled, it will not be reversible.

Tip: When the black finish is specified on latch sets, the strike plate will default to the satin chrome finish.

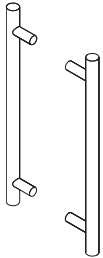
| Standard Includes | | Required to Specify | |
|---|--|--|--|
| <ul style="list-style-type: none"> Mortise latch set Strike plate | | 1 Style number 2 Finish color number for mortise latch set 3 Options, if selected (see below) ▶ See <i>Surface Materials</i> , page 132. | |
| Options | U.S. Price | Required to Specify | |
| Hardware Finish | <ul style="list-style-type: none"> 9200 Satin Chrome No cost 4710 Low Gloss Black No cost 9201 Polished Chrome +\$ 51.00 | Specify with <i>satin chrome</i> . Specify with <i>low gloss black</i> . Specify with <i>polished chrome</i> . | |
| Latch Prep | <ul style="list-style-type: none"> Passage No cost Passage, black +\$204.23 Lockset +\$287.00 Lockset, black +\$279.35 | Specify with <i>passage</i> . Specify with <i>black passage</i> . Specify with <i>lockset</i> . Specify with <i>black lockset</i> . | |
| Keying | <ul style="list-style-type: none"> Core, keyed random No cost Core, keyed random, black +\$108.81 No cylinder No cost No cylinder, black +\$ 45.98 No key No cost | Specify with <i>core</i> . Specify with <i>black core</i> . Specify with <i>no cylinder</i> . Specify with <i>black no cylinder</i> . Specify with <i>no key</i> . | |

| Specification Information | |
|---------------------------|-----------------|
| Style Number | U.S. Base Price |
| FELDMLO | \$1439.64 |



For Canadian Pricing
 Multiply U.S. Price by the Canadian price factor.
 ▶ See page 1 for details.

Push/Pull Handle



| Standard Includes | | Required to Specify | |
|-------------------|--|---------------------|--|
|-------------------|--|---------------------|--|

| | | | |
|--|--|--|--|
| <ul style="list-style-type: none"> • Push/pull handle | | 1 Style number 2 Finish color number for handle 3 Options, if selected (see below) ▶ See <i>Surface Materials</i> , page 132. | |
|--|--|--|--|

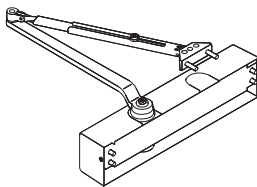
| Options | | U.S. Price | Required to Specify |
|---------|--|------------|---------------------|
|---------|--|------------|---------------------|

| | | | |
|------------------------|--|---------------------|--|
| Hardware Finish | <ul style="list-style-type: none"> • 8031 Brushed Stainless • 4710 Low Gloss Black | No cost +\$43.41 | Specify with <i>brushed stainless</i> . Specify with <i>low gloss black</i> . |
|------------------------|--|---------------------|--|

| Specification Information | |
|---------------------------|--|
|---------------------------|--|

| Style Number | U.S. Base Price |
|--------------|-----------------|
| FELDPPH | \$208.03 |

Door Closer



| Standard Includes | | Required to Specify | |
|-------------------|--|---------------------|--|
|-------------------|--|---------------------|--|

| | | | |
|---|---|---|--|
| ▶ Need help? Product details, page 42 | <ul style="list-style-type: none"> • Surface mounted door closer | 1 Style number 2 Finish color number for door closer 3 Options, if selected (see below) ▶ See <i>Surface Materials</i> , page 132. | |
|---|---|---|--|

| Options | | U.S. Price | Required to Specify |
|---------|--|------------|---------------------|
|---------|--|------------|---------------------|

| | | | |
|------------------------|--|----------------------|--|
| Hardware Finish | <ul style="list-style-type: none"> • 4799 Platinum Metallic • 4710 Low Gloss Black | No cost +\$217.91 | Specify with <i>platinum metallic</i> . Specify with <i>low gloss black</i> . |
|------------------------|--|----------------------|--|

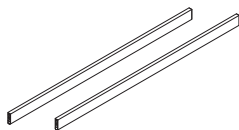
| Specification Information | |
|---------------------------|--|
|---------------------------|--|

| Style Number | U.S. Base Price |
|--------------|-----------------|
| FELDCLS | \$928.29 |



For Canadian Pricing
 Multiply U.S. Price by the
 Canadian price factor.
 ▶ See page 1 for details.

Door Drop Seals



| Standard Includes | | Required to Specify |
|---|--|--|
| <ul style="list-style-type: none"> • Pair of door drop seals • Width: 48" – 80" | | 1 Style number 2 Finish color number for drop seals 3 Options, if selected (see below) ▶ See <i>Surface Materials</i> , page 132. |

| | Options | U.S. Price | Required to Specify |
|------------------------|---|--|--|
| Hardware Finish | <ul style="list-style-type: none"> • 8031 Brushed Stainless • Paint price group 1 • Paint price group 2 • Paint price group 3 | No cost No cost +\$12.20 +\$50.14 | Specify <i>with brushed stainless</i> . Specify paint color number. Specify paint color number. Specify paint color number. |

| Specification Information | |
|---------------------------|-----------------|
| Style Number | U.S. Base Price |
| FELDDSP | \$458.00 |

Flush Bolts



| Standard Includes | | Required to Specify |
|---|--|---|
| <ul style="list-style-type: none"> • Pair of flush bolts: paint or metal | | 1 Style number 2 Finish color number for flush bolts 3 Options, if selected (see below) ▶ See <i>Surface Materials</i> , page 132. |

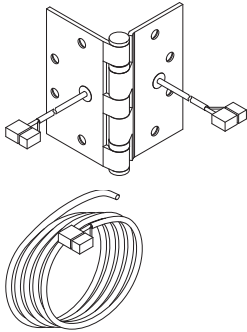
| | Options | U.S. Price | Required to Specify |
|------------------------|---|---------------------------------|--|
| Hardware Finish | <ul style="list-style-type: none"> • 9200 Satin Chrome • 9201 Polished Chrome • 4710 Low Gloss Black | No cost +\$67.00 +\$92.96 | Specify <i>with satin chrome</i> . Specify <i>with polished chrome</i> . Specify <i>with low gloss black</i> . |

| Specification Information | |
|---------------------------|-----------------|
| Style Number | U.S. Base Price |
| FELDFBP | \$400.21 |



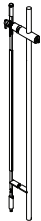
For Canadian Pricing
 Multiply U.S. Price by the Canadian price factor.
 ▶ See page 1 for details.

Electric Hinge



| Standard Includes | | Required to Specify | |
|--|---|---|---|
| <ul style="list-style-type: none"> One electric hinge with wire conductors and modular connectors: paint or metal Low voltage harness 132" | | <ul style="list-style-type: none"> 1 Style number 2 Finish color number for electric hinge 3 Options, if selected (see below) ▶ See <i>Surface Materials</i>, page 132. | |
| Options | | U.S. Price | Required to Specify |
| Hardware Finish | <ul style="list-style-type: none"> 9200 Satin Chrome 9201 Polished Chrome 4710 Low Gloss Black | <ul style="list-style-type: none"> No cost +\$ 34.97 +\$122.00 | <ul style="list-style-type: none"> Specify with <i>satin chrome</i>. Specify with <i>polished chrome</i>. Specify with <i>low gloss black</i>. |
| Specification Information | | | |
| Style Number | U.S. Base Price | | |
| FELDHE | \$985.22 | | |

Ladder Pull, Aligned



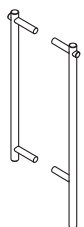
Tip: Latch prep with lockset includes cylinder with random keyed removable core.

| Standard Includes | | Required to Specify | |
|--|--|--|--|
| <ul style="list-style-type: none"> Ladder pull, aligned | | <ul style="list-style-type: none"> 1 Style number 2 Finish color number for base stop 3 Options, if selected (see below) ▶ See <i>Surface Materials</i>, page 132. | |
| Options | | U.S. Price | Required to Specify |
| Hardware Finish | <ul style="list-style-type: none"> 8031 Brushed Stainless 4710 Low Gloss Black | <ul style="list-style-type: none"> No cost +\$ 830.79 | <ul style="list-style-type: none"> Specify with <i>brushed stainless</i>. Specify with <i>low gloss black</i>. |
| Latch Prep | <ul style="list-style-type: none"> Passage Lockset | <ul style="list-style-type: none"> No cost +\$2734.59 | <ul style="list-style-type: none"> Specify with <i>passage</i>. Specify with <i>lockset</i>. |
| Door Type | <ul style="list-style-type: none"> Polished edge Solid | <ul style="list-style-type: none"> No cost +\$ 319.67 | <ul style="list-style-type: none"> Specify with <i>polished edge</i>. Specify with <i>solid</i>. |
| Specification Information | | | |
| Style Number | U.S. Base Price | | |
| FELDLPA | \$2134.49 | | |



For Canadian Pricing
 Multiply U.S. Price by the Canadian price factor.
 ▶ See page 1 for details.

Lite Scale—Ladder Pull, Offset



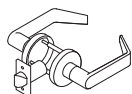
Tip: Latch prep with lockset includes cylinder with random keyed removable core.

| Standard Includes | | Required to Specify | |
|---|--|---|--|
| <ul style="list-style-type: none"> Ladder pull, offset | | 1 Style number 2 Finish color number for base stop 3 Options, if selected (see below) ▶ See <i>Surface Materials</i> , page 132. | |

| | Options | U.S. Price | Required to Specify |
|------------------------|--|-----------------------|--|
| Hardware Finish | <ul style="list-style-type: none"> 8031 Brushed Stainless 4710 Low Gloss Black | No cost +\$ 612.79 | Specify with <i>brushed stainless</i> . Specify with <i>low gloss black</i> . |
| Latch Prep | <ul style="list-style-type: none"> Passage Lockset | No cost +\$2734.59 | Specify with <i>passage</i> . Specify with <i>lockset</i> . |
| Door Type | <ul style="list-style-type: none"> Polished edge Solid | No cost +\$ 320.67 | Specify with <i>polished edge</i> . Specify with <i>solid</i> . |

| Specification Information | |
|---------------------------|-----------------|
| Style Number | U.S. Base Price |
| FELDLPO | \$2134.49 |

Cylindrical Latch Set for Use with Everwall Doors



Tip: When the black finish is specified on latch sets, the strike plate will default to the satin chrome finish.

| Standard Includes | | Required to Specify | |
|--|--|---|--|
| <ul style="list-style-type: none"> Cylindrical latch set: 9200 Stain Chrome Strike plate | | 1 Style number 2 Finish color number for cylindrical latch set 3 Options, if selected (see below) ▶ See <i>Surface Materials</i> , page 132. | |

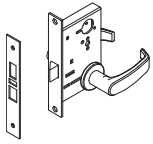
| | Options | U.S. Price | Required to Specify |
|------------------------|---|-----------------------------------|--|
| Hardware Finish | <ul style="list-style-type: none"> 9200 Satin Chrome 4710 Low Gloss Black <ul style="list-style-type: none"> Passage +\$689.32 No core +\$779.55 With core, random keyed +\$779.55 9201 Polished Chrome <ul style="list-style-type: none"> Passage +\$ 51.80 No core +\$110.45 With core, random keyed +\$110.45 | | Specify with <i>satin chrome</i> . Specify with <i>low gloss black</i> . Specify with <i>low gloss black</i> . Specify with <i>low gloss black</i> . Specify with <i>polished chrome</i> . Specify with <i>polished chrome</i> . Specify with <i>polished chrome</i> . |
| Door Type | <ul style="list-style-type: none"> Solid Polished edge | No cost +\$423.54 | Specify with <i>solid</i> . Specify with <i>polished edge</i> . |
| Key Option | <ul style="list-style-type: none"> Passage No core With core, keyed random | No cost +\$160.53 +\$290.82 | Specify with <i>passage</i> . Specify with <i>no core</i> . Specify with <i>core, random keyed</i> . |

| Specification Information | |
|---------------------------|-----------------|
| Style Number | U.S. Base Price |
| NEDHCLS | \$793.34 |



For Canadian Pricing
 Multiply U.S. Price by the Canadian price factor.
 ▶ See page 1 for details.

Mortise Latch Set for Use with Everwall Doors



Tip: When using mortise latch sets, once a wood door or a glass door lock housing has been face drilled, it will not be reversible.

Tip: When the black finish is specified on latch sets, the strike plate will default to the satin chrome finish.

| Standard Includes | Required to Specify |
|--|--|
| <ul style="list-style-type: none"> Mortise latch set: 9200 Satin Chrome Strike plate | <ol style="list-style-type: none"> Style number Finish color number for mortise latch set Options, if selected (see below) <p>▶ See <i>Surface Materials</i>, page 132.</p> |

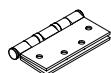
| Options | U.S. Price | Required to Specify |
|--|-----------------------------------|--|
| Hardware Finish <ul style="list-style-type: none"> 9200 Satin Chrome 4710 Low Gloss Black <ul style="list-style-type: none"> – Passage +\$207.30 – Random keyed +\$110.45 – No cylinder +\$110.45 9201 Polished Chrome <ul style="list-style-type: none"> – Passage +\$ 51.80 – Random keyed +\$110.45 – No cylinder +\$110.45 | | Specify with <i>satin chrome</i> . Specify with <i>low gloss black</i> . Specify with <i>low gloss black</i> . Specify with <i>low gloss black</i> . |
| Door Type <ul style="list-style-type: none"> Solid Polished edge | No cost +\$599.26 | Specify with <i>solid</i> . Specify with <i>polished edge</i> . |
| Key Option <ul style="list-style-type: none"> Passage No cylinder With core, random keyed | No cost –\$130.29 +\$260.57 | Specify with <i>passage</i> . Specify with <i>no cylinder</i> . Specify with <i>core, random keyed</i> . |
| Lever Option <ul style="list-style-type: none"> L lever No lever MB lever <ul style="list-style-type: none"> – Passage +\$420.26 – No cylinder +\$420.26 – Random keyed +\$690.87 REM lever <ul style="list-style-type: none"> – Passage +\$774.85 – No cylinder +\$774.85 – Random keyed +\$954.62 | No cost –\$389.09 | Specify with <i>L lever</i> . Specify with <i>no lever</i> . Specify with <i>MB lever</i> . Specify with <i>MB lever</i> . Specify with <i>MB lever</i> . Specify with <i>REM lever</i> . Specify with <i>REM lever</i> . Specify with <i>REM lever</i> . |

| Specification Information | |
|---------------------------|-----------------|
| Style Number | U.S. Base Price |
| NEDHMLS | \$1343.30 |



For Canadian Pricing
 Multiply U.S. Price by the Canadian price factor.
 ▶ See page 1 for details.

Butt Hinges for Use with Everwall Doors

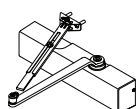


| Standard Includes | Required to Specify |
|---|---|
| <ul style="list-style-type: none"> Set of three butt hinges: 9200 Satin Chrome | 1 Style number 2 Paint or metal color number for hinge 3 Options, if selected (see below) ▶ See <i>Surface Materials</i> , page 132. |

| | Options | U.S. Price | Required to Specify |
|------------------------|--|---|--|
| Hardware Finish | <ul style="list-style-type: none"> 9200 Satin Chrome 9201 Polished Chrome 4710 Low Gloss Black | No cost +\$ 25.92 per hinge +\$ 52.86 per hinge | Specify with <i>satin chrome</i> . Specify with <i>polished chrome</i> . Specify with <i>low gloss black</i> . |
| Door Type | <ul style="list-style-type: none"> Polished edge Solid <ul style="list-style-type: none"> – 3 hinges – 4 hinges | No cost –\$336.86 –\$449.15 | Specify with <i>polished edge</i> . Specify with <i>solid</i> . Specify with <i>solid</i> . |
| Handedness | <ul style="list-style-type: none"> Left hand Right hand | No cost No cost | Specify with <i>left hand</i> . Specify with <i>right hand</i> . |
| Hinge Quantity | <ul style="list-style-type: none"> 3 hinges 4 hinges | No cost +\$181.72 | Specify with <i>3 hinges</i> . Specify with <i>4 hinges</i> . |

| Specification Information | |
|---------------------------|-----------------|
| Style Number | U.S. Base Price |
| NESWDHBHLS | \$545.16 |

Door Closer for Use with Everwall Doors



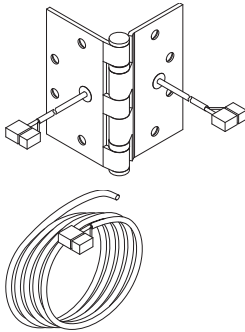
| Standard Includes | Required to Specify |
|--|---|
| <ul style="list-style-type: none"> Surface mounted door closer: 4799 Platinum | 1 Style number 2 Finish color number for door closer 3 Options, if selected (see below) ▶ See <i>Surface Materials</i> , page 132. |

| | Options | U.S. Price | Required to Specify |
|------------------------|--|----------------------|--|
| Hardware Finish | <ul style="list-style-type: none"> 4799 Platinum Metallic 4710 Low Gloss Black | No cost +\$110.53 | Specify with <i>platinum metallic</i> . Specify with <i>low gloss black</i> . |

| Specification Information | |
|---------------------------|-----------------|
| Style Number | U.S. Base Price |
| NESWDHCLSRLS | \$986.97 |

For Canadian Pricing
 Multiply U.S. Price by the Canadian price factor.
 ▶ See page 1 for details.

Electric Hinge for Use with Everwall Doors



| Standard Includes | | Required to Specify | |
|-------------------|--|---------------------|--|
|-------------------|--|---------------------|--|

| | | | |
|---|--|---|--|
| <ul style="list-style-type: none"> One electric hinge with wire conductors and modular connectors and two standard hinges: 9200 Satin Chrome Low voltage harness 132" | | <ol style="list-style-type: none"> Style number Finish color number for electric hinge Options, if selected (see below) <p>▶ See <i>Surface Materials</i>, page 132.</p> | |
|---|--|---|--|

| Options | | U.S. Price | Required to Specify |
|---------|--|------------|---------------------|
|---------|--|------------|---------------------|

| | | | |
|------------------------|------------------------|--------------------|---------------------------------------|
| Hardware Finish | • 9200 Satin Chrome | No cost | Specify with <i>satin chrome</i> . |
| | • 9201 Polished Chrome | +\$25.92 per hinge | Specify with <i>polished chrome</i> . |
| | • 4710 Low Gloss Black | +\$52.86 per hinge | Specify with <i>low gloss black</i> . |

| | | | |
|-----------------------|------------|---------|--------------------------------|
| Hinge Quantity | • 3 hinges | No cost | Specify with <i>3 hinges</i> . |
| | • 4 hinges | No cost | Specify with <i>4 hinges</i> . |

Specification Information

| Style Number | U.S. Base Price |
|-----------------|-----------------|
| NESWDHELECHNGLS | \$1414.33 |

Roller Latch for Use with Everwall Doors



| Standard Includes | | Required to Specify | |
|-------------------|--|---------------------|--|
|-------------------|--|---------------------|--|

| | | | |
|---|--|---|--|
| <ul style="list-style-type: none"> Roller latch: 9200 Satin Chrome | | <ol style="list-style-type: none"> Style number Finish color number for roller latch Options, if selected (see below) <p>▶ See <i>Surface Materials</i>, page 132.</p> | |
|---|--|---|--|

| Options | | U.S. Price | Required to Specify |
|---------|--|------------|---------------------|
|---------|--|------------|---------------------|

| | | | |
|------------------|-----------------|-----------|-------------------------------------|
| Door Type | • Solid | No cost | Specify with <i>solid</i> . |
| | • Polished edge | +\$458.11 | Specify with <i>polished edge</i> . |

| | | | |
|------------------------|------------------------|-----------|---------------------------------------|
| Hardware Finish | • 9200 Satin Chrome | No cost | Specify with <i>satin chrome</i> . |
| | • 4710 Low Gloss Black | +\$204.60 | Specify with <i>low gloss black</i> . |

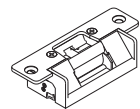
Specification Information

| Style Number | U.S. Base Price |
|--------------|-----------------|
| NESWDHRLLS | \$214.46 |



For Canadian Pricing
 Multiply U.S. Price by the Canadian price factor.
 ▶ See page 1 for details.

Electric Strike for Use with Everwall Doors



| Standard Includes | | Required to Specify | |
|--|---------------|--|-----------------------------------|
| <ul style="list-style-type: none"> • Electric strike • Multi-voltage single solenoid • Selectable lock mode • Horizontal adjustment • Plug-in wire connectors | | 1 Style number 2 Options, if selected (see below) ▶ See <i>Surface Materials</i> , page 132. | |
| Options | | U.S. Price | Required to Specify |
| Latch Prep | • Cylindrical | No cost | Specify with <i>cylindrical</i> . |
| | • Mortise | No cost | Specify with <i>mortise</i> . |

| Specification Information | |
|---------------------------|------------|
| Style Number | U.S. Price |
| NESESTKLS | \$829.21 |

Slider Lever Lock for Use with Everwall Doors

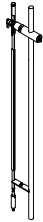


| Standard Includes | | Required to Specify | |
|--|---------------------------|--|-----------------------------------|
| <ul style="list-style-type: none"> • Slider lever lock: 4710 Low Gloss Black or 9200 Satin Chrome | | 1 Style number 2 Finish color number for lever lock 3 Options, if selected (see below) ▶ See <i>Surface Materials</i> , page 132. | |
| Options | | U.S. Price | Required to Specify |
| Lever Option | • L lever | No cost | Specify with <i>L lever</i> . |
| | • No lever | | Specify with <i>no lever</i> . |
| | – No cylinder | –\$389.09 | Specify with <i>no lever</i> . |
| | – With core, random keyed | –\$389.09 | |
| | • MB lever | | Specify with <i>MB lever</i> . |
| – With core, random keyed | +\$690.87 | | |
| • REM lever | | Specify with <i>REM lever</i> . | |
| – With core, random keyed | +\$954.62 | | |
| Cylinder Orientation | • Key inside | No cost | Specify with <i>key inside</i> . |
| | • Key outside | No cost | Specify with <i>key outside</i> . |

| Specification Information | |
|---------------------------|-----------------|
| Style Number | U.S. Base Price |
| NEDHSSLLS | \$1411.91 |

 **For Canadian Pricing**
 Multiply U.S. Price by the Canadian price factor.
 ▶ See page 1 for details.

Ladder Pull, Aligned for Use with Everwall Doors



Tip: Latch prep with lockset includes cylinder with random keyed removable core.

| Standard Includes | | Required to Specify | |
|--|--|---|--|
| <ul style="list-style-type: none"> Ladder pull, aligned: metal Solid door type | | <ol style="list-style-type: none"> Style number Hardware finish (see below under Required Selections) Door type (see below under Required Selections) Latch prep (see below under Required Selections) Key option (see below under Required Selections) <p>► See <i>Surface Materials</i>, page 132.</p> | |

| | Required Selections | U.S. Price | Required to Specify |
|------------------------|---|--|--|
| Hardware Finish | <ul style="list-style-type: none"> 9200 Satin Chrome 4710 Low Gloss Black | Prices at right Prices at right | Specify <i>with satin chrome</i> . Specify <i>with low gloss black</i> . |
| Door Type | <ul style="list-style-type: none"> Solid Polished edge | No cost –\$ 320.83 | Specify <i>with solid</i> . Specify <i>with polished edge</i> . |
| Latch Prep | <ul style="list-style-type: none"> PBA ladder aligned locking <ul style="list-style-type: none"> – 9200 Satin Chrome – 4710 Low Gloss PBA ladder aligned non-locking <ul style="list-style-type: none"> – 9200 Satin Chrome – 4710 Low Gloss TCS ladder aligned locking <ul style="list-style-type: none"> – 48": 9200 Satin Chrome – 48": 4710 Low Gloss – 60": 9200 Satin Chrome – 60": 4710 Low Gloss – 72": 9200 Satin Chrome – 72": 4710 Low Gloss | +\$5101.23 +\$5957.76 +\$2271.74 +\$2893.72 +\$3494.37 +\$3785.96 +\$4062.72 +\$4529.48 +\$4392.80 +\$4698.64 | Specify <i>with PBA ladder aligned locking</i> . Specify <i>with PBA ladder aligned locking</i> . Specify <i>with PBA ladder aligned non-locking</i> . Specify <i>with PBA ladder aligned non-locking</i> . Specify <i>with 48" TCS ladder aligned locking</i> . Specify <i>with 48" TCS ladder aligned locking</i> . Specify <i>with 60" TCS ladder aligned locking</i> . Specify <i>with 60" TCS ladder aligned locking</i> . Specify <i>with 72" TCS ladder aligned locking</i> . Specify <i>with 72" TCS ladder aligned locking</i> . |

► **Required Selections, continued on next page**



For Canadian Pricing

Multiply U.S. Price by the Canadian price factor.

► See page 1 for details.

► **Required Selections, continued from previous page**

| | Required Selections | U.S. Price | Required to Specify |
|------------------------------|----------------------------------|--|--|
| Latch Prep, continued | • TCS ladder aligned non-locking | | |
| | – 18": 9200 Satin Chrome | +\$ 611.19 | Specify with 18" TCS ladder aligned non-locking. |
| | – 18": 4710 Low Gloss Black | +\$ 891.49 | Specify with 18" TCS ladder aligned non-locking. |
| | – 24": 9200 Satin Chrome | +\$ 787.21 | Specify with 24" TCS ladder aligned non-locking. |
| | – 24": 4710 Low Gloss Black | +\$1067.36 | Specify with 24" TCS ladder aligned non-locking. |
| | – 36": 9200 Satin Chrome | +\$ 922.76 | Specify with 36" TCS ladder aligned non-locking. |
| | – 36": 4710 Low Gloss Black | +\$1202.35 | Specify with 36" TCS ladder aligned non-locking. |
| | – 48": 9200 Satin Chrome | +\$1084.49 | Specify with 48" TCS ladder aligned non-locking. |
| | – 48": 4710 Low Gloss Black | +\$1363.14 | Specify with 48" TCS ladder aligned non-locking. |
| | – 60": 9200 Satin Chrome | +\$1295.96 | Specify with 60" TCS ladder aligned non-locking. |
| | – 60": 4710 Low Gloss Black | +\$1563.69 | Specify with 60" TCS ladder aligned non-locking. |
| – 72": 9200 Satin Chrome | +\$1879.76 | Specify with 72" TCS ladder aligned non-locking. | |
| – 72": 4710 Low Gloss Black | +\$2161.16 | Specify with 72" TCS ladder aligned non-locking. | |
| Key Option | • No keying option | No cost | Specify with no keying option. |
| | • With core, random keyed | No cost | Specify with core, random keyed. |
| | • No cylinder | –\$ 130.29 | Specify with no cylinder. |

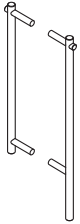
Specification Information

| Style Number | U.S. Base Price |
|---------------------|------------------------|
| NEDHLPALS | \$320.83 |



For Canadian Pricing
 Multiply U.S. Price by the Canadian price factor.
 ► See page 1 for details.

Ladder Pull, Offset for Use with Everwall Doors



Tip: Latch prep with lockset includes cylinder with random keyed removable core.

| Standard Includes | Required to Specify |
|---|---|
| <ul style="list-style-type: none"> Ladder pull, offset: metal Solid door type | <ol style="list-style-type: none"> Style number Hardware finish (see below under Required Selections) Door type (see below under Required Selections) Latch prep (see below under Required Selections) Key option (see below under Required Selections) <p>▶ See <i>Surface Materials</i>, page 132.</p> |

| | Required Selections | U.S. Price | Required to Specify |
|------------------------|---|--|--|
| Hardware Finish | <ul style="list-style-type: none"> 9200 Satin Chrome 4710 Low Gloss Black | Prices below Prices below | Specify with <i>satin chrome</i> . Specify with <i>low gloss black</i> . |
| Door Type | <ul style="list-style-type: none"> Solid Polished edge | No cost –\$ 320.83 | Specify with <i>solid</i> . Specify with <i>polished edge</i> . |
| Latch Prep | <ul style="list-style-type: none"> PBA ladder offset locking <ul style="list-style-type: none"> – 9200 Satin Chrome – 4710 Low Gloss PBA ladder offset non-locking <ul style="list-style-type: none"> – 9200 Satin Chrome – 4710 Low Gloss TCS ladder offset locking <ul style="list-style-type: none"> – 48": 9200 Satin Chrome – 48": 4710 Low Gloss – 60": 9200 Satin Chrome – 60": 4710 Low Gloss | +\$5101.23 +\$5957.76 +\$2789.86 +\$3646.40 +\$3508.31 +\$3785.96 +\$4062.72 +\$4529.48 | Specify with <i>PBA ladder offset locking</i> . Specify with <i>PBA ladder offset locking</i> . Specify with <i>PBA ladder offset non-locking</i> . Specify with <i>PBA ladder offset non-locking</i> . Specify with <i>TCS ladder offset locking</i> . Specify with <i>TCS ladder offset locking</i> . Specify with <i>TCS ladder offset locking</i> . Specify with <i>TCS ladder offset locking</i> . |
| Key Option | <ul style="list-style-type: none"> No keying option With core, random keyed No cylinder | No cost No cost –\$ 130.29 | Specify with <i>no keying option</i> . Specify with <i>core, random keyed</i> . Specify with <i>no cylinder</i> . |

| Specification Information | |
|---------------------------|-----------------|
| Style Number | U.S. Base Price |
| NEDHLPOLS | \$320.83 |



For Canadian Pricing
 Multiply U.S. Price by the Canadian price factor.
 ▶ See page 1 for details.

Surface Materials

Surface Materials

132

Surface Materials

Surface Materials

This listing includes all the surface material choices that are available for the products in this specification guide.

Resources

For more information about surface materials, refer to the following resources:

Additional surface material specification tools are available to assist you in the specification process – the Surface Materials Binders.

The global surface materials palette is a core collection of finishes that is available across multiple geographies (Americas/EMEA – Europe, Middle East, and Africa/ APAC – Asia Pacific) and on global product lines, where applicable. For a list of finishes included in the offering, see the *Surface Materials Reference Manual*. Additional details, like product approvals by geography and finish number conversions, can also be found in the *Surface Materials Reference Manual* or see steelcase.com/surface-materials.

Surface Materials Binders

- Surface Materials
- A complete set of swatch cards for hard surfaces, vertical surface fabrics, and seating

Lite Scale Binder

- includes:
 - Brochures
 - Swatch cards

Paint

Tip: All products may not be available in all colors listed below.

Price Group 1

Smooth Paint

| | |
|------|-----------------|
| 4238 | Mocha |
| 4239 | Clay |
| 4240 | Chalk |
| 4242 | Milk |
| 4710 | Low Gloss Black |
| 4843 | Linen |
| 4844 | Glacier |
| 4849 | Vapor |
| 4858 | Seagull |

Textured Paint

| | |
|------|----------------|
| 7190 | Platinum Solid |
| 7207 | Black |
| 7225 | Sand |
| 7236 | Fog |
| 7237 | Slate |
| 7238 | Fieldstone |
| 7239 | Midnight |
| 7241 | Arctic White |
| 7243 | Seagull |
| 7278 | Dark Bronze |
| 7360 | Merle |

Price Group 2

Smooth Paint

| | |
|------|------------|
| 4700 | Warm White |
|------|------------|

Smooth Metallic Paint

| | |
|------|---------------------|
| 4743 | Mineral Metallic |
| 4750 | Champagne Metallic |
| 4798 | Sterling Metallic |
| 4799 | Platinum Metallic |
| 4803 | Near Black Metallic |

Textured Metallic

| | |
|------|-------------------|
| 7245 | Carbon Metallic |
| 7246 | Midnight Metallic |

Custom Surfaces Price Group 3

PerfectMatch

PerfectMatch is a service that allows you to create your own paint color. Refer to the *Surface Materials Reference Manual* for more information about this program.

Accent Paint

| | |
|------|-------------|
| 1ATG | Rose Quartz |
| 4AV4 | Baltic |
| 4CL7 | Sandstone |
| 4CL8 | Smokey Plum |
| 4CZ6 | Lagoon |

Lux Coatings

| | |
|------|------------------|
| 4B22 | Matte Brass |
| 4B23 | Burnished Bronze |
| 4B24 | Night Bronze |
| 4B25 | Matte Copper |
| 4B26 | Smoked Mica |
| 4B29 | Cast Iron |

Accent Paint and Lux Coatings are available on products that receive the metal and accessories paint finishes.

Metal and Accessory Paint

Steelcase Surfaces

Applies to:

- Outer junction cover
 - Outer bypass junction cover
 - Finished end cover and trim
 - Utility panel cover
 - Door frames
 - Slider door leaves
 - Slider door track
 - Junction adapter
 - Plinth trims
 - Posts
 - Feature strips
 - Feature strip covers
- 8043 Clear Anodized Aluminum

Plastic

Steelcase Surfaces

Applies to:

- Ceiling track
 - Post
 - Seals
- | | |
|------|----------------|
| 6009 | Arctic White |
| 6249 | Platinum Solid |
| 6527 | Merle |
| 6655 | Warm White |

Glass

Steelcase Surfaces

Applies to:

- Glass Lite Butt Glazed

Price Group 1

| | |
|------|-------------|
| 6500 | Clear Glass |
|------|-------------|

Price Group 2

| | |
|------|-----------------|
| 6540 | Clear Laminated |
|------|-----------------|

Applies to:

- Polished edge door leaves

Price Group 1

| | |
|------|-------------|
| 6500 | Clear Glass |
|------|-------------|

Price Group 3

| | |
|------|----------------|
| 6501 | Low Iron Clear |
| 6542 | Satin |

Customer-specified glass is available.

Plated Metal

Steelcase Surfaces

Applies to:

- Push/pull handle
 - Hinges
 - Roller latch
 - Lockset
 - Flush bolts
- | | |
|------|-------------------|
| 4710 | Low Gloss Black |
| 8031 | Brushed Stainless |
| 9200 | Satin Chrome |
| 9201 | Polished Chrome |

Select Surfaces

For information on products within Select Surfaces, including accent paints and fabrics from DesignTex, Gabriel, Kvadrat, and Pollack, please refer to the *Surface Materials Reference Manual* or visit steelcase.com/surface-materials under the Select Surfaces section.

Wood

Applies to:

- Door leaf

Steelcase carefully selects veneer and solid wood for consistent color and grain structure. Wood is a natural material and variations will occur in color, grain, and texture. These variations are part of the inherent natural beauty of wood and are not considered defects.

All wood products will darken with age and exposure to ultraviolet light. This is especially apparent with cherry and maple veneer. We recommend that desk accessories be rearranged periodically to ensure even aging of wood surfaces. When storing your wood furniture, please follow the following guidelines:

- Do not store products in trailers
- Store products in areas that simulate office temperatures (60°F to 90°F)
- Store products in areas that maintain constant, office-like humidity levels
- Keep product away from light. Cover products to make sure they are not exposed to light.

Steelcase Surfaces

Veneers are matched for proper balance and consistency. Veneers are available flat cut or quarter cut, except for Oak, which is rift cut. Refer to the *Surface Materials Reference Manual* for descriptions of each cut.

Open-pore finish is a medium gloss finish that leaves the wood grain texture visible to the eye and distinguishable to the touch.

Veneer**Wood Group 1****Flat-Cut Open-Pore**

- 3062 FC/OP Graphite Walnut
 3402 FC/OP Clear Cherry (Aged)
 3412 FC/OP Natural Cherry **E**
 3422 FC/OP Medium Cherry
 3522 FC/OP Clear Maple
 3592 FC/OP Blonde on Maple **E**
 3702 FC/OP Clear Walnut
 3712 FC/OP Natural Walnut
 3752 FC/OP Medium Walnut **E**
 3762 FC/OP Dark Walnut
 3772 FC/OP Medium Mahogany on Walnut

Flat-Cut Open-Pore, Natural Veneer

- 3342 FC/OP Black Walnut
 35A2 FC/OP Blanch Maple
 37A2 FC/OP Thunder Walnut

Quarter-Cut Open-Pore

- 3042 QC/OP Ash
 3222 QC/OP Clear Maple
 3292 QC/OP Blonde on Maple **E**

Quarter-Cut Open-Pore, Natural Veneer

- 32A2 QC/OP Blanch Maple
 33A2 QC/OP Thunder Walnut
 3392 QC/OP Black Walnut

Rift-Cut Open-Pore

- 3602 RC/OP Desert Oak

Rift-Cut Full-Fill, Natural Veneer

- 36A2 RC/OP Volcanic Oak

Wood Group 3**Flat-Cut Open-Pore, Natural Veneer**

- 3082 FC/OP Washed Walnut

Wood Group 1**Open-Pore Planked Veneer**

- 3P41 OP Planked Cherry
 3P51 OP Planked Maple
 3P61 OP Planked Oak
 3P71 OP Planked Walnut
 3VFX OP Unmarked Oak

Tip: Known for its uniqueness, planked veneer has intentional and natural variations that include, but are not limited to: character marks, grain pattern, color, and natural color aging.

Premium Veneers

A selection of Premium veneers in this collection are available on most Steelcase brand products. The collection will be available as close to standard leadtimes as possible. However, because adequate supplies of veneer and solids must be secured, all orders will be scheduled individually. Leadtimes will vary based on Premium veneer and Premium solids availability at the time the order is placed. The collection is available as Wood Group 3, as part of our Select Surfaces program and supported like standard veneers to make ordering easy. Please see the Steelcase surface materials section on village.steelcase.com for sample information and product line availability. All premium veneers are in clear-coat.

Wood Group 3**Quarter-Cut Open-Pore**

- 3832 QC/OP Figured Anigre

Select Surfaces

For information on products within Select Surfaces, including accent paints and fabrics from Designtex, Gabriel, Kvadrat, and Pollack, please refer to the *Surface Materials Reference Manual* or visit steelcase.com/surface-materials under the Select Surfaces section.

Composite Veneer

Composite veneers are an engineered wood intended to create specific grain patterns and characteristics. They are pre-stained and finished with Steelcase's Clarity water-borne UV topcoat, which protects the environment while providing durability and clarity. Only open-pore finishes are available on composite wood. Composite veneer and matching edge bands are available on most Steelcase brand products. Composites, for use as a solid nosing substitute, are not available. Steelcase does not recommend mixing composite veneers with natural solid nosings because composite and natural wood grain and color matching are rarely compatible. Composite veneers are available as Wood Group 1 pricing as part of our Select Surfaces program.

Wood Group 1**Flat-Cut Open-Pore**

- 3JDX FC/OP Oak Composite
 3JJX FC/OP Walnut Composite

Quarter-Cut Open-Pore

- 3F8X QC/OP European Walnut Composite
 3GGX QC/OP Zebrano Composite
 3HGX QC/OP Oak Composite
 3HVX QC/OP Walnut Composite
 3ZNX QC/OP Night Cerused Oak Composite

Custom Surfaces

Customiz stain is a service that allows you to create your own stain colors and finishes on standard veneer. Customiz stain color is available on all product lines that offer wood veneer. A \$500 stain-matching fee applies on CUSTOMIZ requests (Exception: The \$500 fee does not apply on matches to Coalesse standard finishes or for a low-gloss finish request on a standard color). The \$500 fee covers the cost of formulating the Customiz color finish and applies regardless of whether or not an order for product is placed. In addition, an approval form must be signed to indicate customer acceptance of Customiz match. A \$1,500 initiation fee will be charged prior to first order entry. This initiation fee activates the finish for unlimited use on any Steelcase product for an 18 month time period. After the 18 month time period has lapsed, the Customiz finish may be reactivated for another 18 months for a \$1,000 fee at any point within five years after the \$1,500 initiation was paid. If the finish is not reactivated within five years after the \$1,500 initiation fee was paid, the finish will be culled and the customer will need to pay the \$1,500 initiation fee again. All style number related Customiz charges products are no cost as of April 2014. The matching and initiation fee are not discountable. Customiz stain takes 10 days to formulate. Consult the *Surface Materials Reference Manual* for more information. Custom veneers are also available and must be quoted by Steelcase specials group. Customiz stain on custom veneers takes 2 to 4 weeks to formulate. Requirements and information on ordering a Customiz stain color are found in the *Surface Materials Reference Manual*.

E = Established

Style Number Index

| Style Number | Page | Description |
|-------------------|------|---|
| FELAMP | 68 | Multi-Purpose Adapter |
| FELCTEC | 70 | LSG V.I.A. Ceiling Track – End Channel |
| FELCTS | 70 | LSG V.I.A. Straight Ceiling Track |
| FELDCLO | 119 | Cylindrical Latch Set |
| FELDCLS | 120 | Door Closer—Lite Scale |
| FELDDDS | 117 | Door Drop Seal—Lite Scale |
| FELDDSP | 121 | Drop Seal—Lite Scale |
| FELDFBP | 121 | Flush Bolts |
| FELDHE | 122 | Electric Hinge—Lite Scale |
| FELDLPA | 122 | Ladder Pull, Aligned—Lite Scale |
| FELDLPO | 123 | Ladder Pull, Offset—Lite Scale |
| FELDMLO | 119 | Mortise Latch Set—Lite Scale |
| FELDPPH | 120 | Push/Pull Handle—Lite Scale |
| FELFECGCL | 72 | LSG V.I.A. Finished End Cap—Large |
| FELFECGCS | 72 | LSG V.I.A. Finished End Cap—Small |
| FELFSLPM | 88 | LSG V.I.A. Pair of Surface Mtd Sldr Door Frms |
| FELFSLSM | 84 | LSG V.I.A. Sngl Surface Mtd Sldr Door Frm |
| FELFSWPR | 81 | LSG V.I.A. Pair of Rvrsble Swng Door Frms |
| FELFSWSR | 78 | LSG V.I.A. Sngl Rvrsble Swng Door Frm |
| FELGB | 75 | LSG V.I.A. Glazing Blocks |
| FELGCC | 74 | LSG V.I.A. Glazing Chnnl—Ceiling |
| FELGCCTS | 71 | LSG V.I.A. Glass Chnnl—Ceiling Trck, Sngl |
| FELGCF | 74 | LSG V.I.A. Glazing Chnnl—Floor |
| FELGCFTS | 71 | LSG V.I.A. Glass Chnnl Floor Trck, Sngl |
| FELGCV | 71 | LSG V.I.A. Glass Chnnl—Variable Angle |
| FELGCVT | 71 | LSG V.I.A. Glass Chnnl |
| FELGLBG | 76 | LSG V.I.A.—Glass Lite Butt Glazed |
| FELGSM | 75 | LSG V.I.A. Glzing Shim—Medium |
| FELGSS | 75 | LSG V.I.A. Glzing Shim—Small |
| FELGSV | 74 | LSG V.I.A. Glzing Strip—Vertical |
| FELGSVT | 71 | LSG V.I.A. Glass Stop |
| FELGTB | 77 | LSG V.I.A. Glzing Tape—Black |
| FELGTC | 77 | LSG V.I.A. Glzing Tape—Clear |
| FELI90T | 66 | LSG V.I.A. 90° Junction Trim |
| FELIFE | 68 | Glass to V.I.A. Junction Adapter |
| FELIJCO | 66 | LSG V.I.A. Outer Junction Cover |
| FELIJCOB | 67 | LSG V.I.A. Bypass Outer Junction Cover |
| FELLSLPPM | 89 | LSG V.I.A. Pair Srfce Mtd Pol Edg Sldr Leaves |
| FELLSLPSM | 85 | LSG V.I.A. Sngl Srfce Mtd Pol Edg Sldr Leaf |
| FELLSWPPR | 83 | LSG V.I.A. Pair Rvrsble Pol Edg Swng Leaves |
| FELLSWPSR | 80 | LSG V.I.A. Sngl Rvrsble Pol Edg Swng Leaf |
| FELLSWSPR | 82 | LSG V.I.A. Pair Rvrsble Solid Swng Leaves |
| FELLSWSSR | 79 | LSG V.I.A. Sngl Rvrsble Solid Swng Leaf |
| FELPVS | 63 | LSG V.I.A. Structural Vertical Post |
| FELRHS | 64 | LSG V.I.A. Structural Horizontal |
| FELSCG | 73 | LSG V.I.A. Seal – Ceiling Grid |
| FELSL | 73 | LSG V.I.A. Seal – Light and Sound |
| FELTSLB | 91 | LSG V.I.A. Slider Door Track Bracket |
| FELTSLPMPR | 90 | LSG V.I.A. Reinfrcd Trck Srfce Mtd Sldr Drs |
| FELTSLSMB | 86 | LSG V.I.A. Basic Sngl Srfce Mtd Sldr Trck |
| FELTSLSMR | 87 | LSG V.I.A. Reinfrcd Sngl Srfce Mtd Sldr Trck |
| FELUPC | 69 | LSG V.I.A. Utility Panel Cover |
| FELVTBGSC | 65 | LSG V.I.A. Vrt Transition – Butt Glazed |
| FELVTCBG | 65 | LSG V.I.A. Vrt Transition – Cover |
| FELVTIBG | 65 | LSG V.I.A. Vrt Transition – Inner |
| FELVTSBG | 65 | LSG V.I.A. Vrt Transition – Stop |

| Style Number | Page | Description |
|------------------------|------|---|
| FELVTSSS | 65 | LSG V.I.A. Vrt Transition – Safety Spring |
| GPFS121 | 61 | PW Feature Strip - Lite Scale |
| GPFSA121 | 61 | PW Anodized Feature Strip - Lite Scale |
| GPFSH121 | 61 | PW Feature Strip - Lite Scale |
| GPFSHA121 | 61 | PW Anodized Feature Strip - Lite Scale |
| PGGSDFHSS | 95 | PW GS Slider Frame Lite Scale |
| PGGSDLFHSS | 93 | PW GS Slider Door Leaf Lite Scale |
| PGGSDTH | 97 | PW GS Slider Hanger Lite Scale |
| PGGSDTSS | 96 | PW GS Slider Track Lite Scale |
| GPGLB | 67 | Glass Selections Bypass |
| GPGLSSBF | 101 | GS Full-Hgt Butt-Hinged Sldr Leaf |
| GPLDBHPE | 102 | Butt Hinge Kit |
| GPLDDFS | 118 | Dome Style Floor Stop—Lite Scale |
| GPLDDS | 104 | Drop Seal |
| GPLDMWS | 117 | Magnetic Wall Stop—Lite Scale |
| GPLDRL | 105 | Roller Latch |
| GPLDSBF | 98 | PW GS Butt-Hinged Door Frame Lite Scale |
| GPLDSBS | 118 | Base Stop—Lite Scale |
| GPLDSHPE | 103 | Slim Line Hinge Kit |
| GPLLPESBF | 99 | PW GS Butt-Hinged Door Leaf Lite Scale |
| GPLPB2 | 58 | Base Plinth Gen2—Lite Scale |
| GPLPCT2 | 56 | Ceiling Track Plinth Gen2—Lite Scale |
| GPLVT | 57 | Vert Trans Lite to PW/GS—Lite Scale |
| GPLVTHA | 56 | Vertical Transition Hardware—Lite Scale |
| GPPL135Y | 60 | Post |
| GPPLI | 60 | Post |
| GPPLL | 60 | Post |
| GPPLT | 60 | Post |
| GPPLX | 60 | Post |
| GPPLX | 60 | Post |
| GPWFSC | 62 | PW Feature Strip, Lite Scale |
| GPWPPE | 56 | PW Post Extension Lite Scale |
| GPWPPEB | 59 | PW Plinth, Base, Lite Scale |
| GPWPPEC | 59 | PW Plinth, Ceiling Track, Lite Scale |
| NEAHSLLS | 107 | Slider Door—Assembly Hardware |
| NEAHSWLS | 108 | Swing Door—Assembly Hardware- |
| NEDFSLSL | 109 | Door Frame—Slider, Single |
| NEDFSWLS | 110 | Door Frame—Swing, Single |
| NEDHCLLS | 123 | Everwall Door, Cylindrical Latch Set |
| NEDHPALS | 129 | Everwall Door, Ladder Pull, Aligned |
| NEDHLPOLS | 130 | Everwall Door, Ladder Pull, Offset |
| NEDHMLLS | 124 | Everwall Door, Mortise Latch Set |
| NEDHSSLLS | 127 | Everwall Door, Slider Lever Lock |
| NEDLSPELS | 111 | Door Leaf—Slider, Polished Edge |
| NEDLSWPELS | 112 | Door Leaf—Swing, Polished Edge |
| NEDLSWLS | 113 | Door Leaf—Swing, Solid |
| NEDTSLSL | 114 | Door Track—Slider, Single |
| NESESTKLS | 127 | Everwall Door, Electric Strike |
| NESLSHS | 115 | Slider Door—Drop Seal Housing |
| NESWDHBHLS | 125 | Everwall Door, Butt Hinges |
| NESWDHCLSRSL | 125 | Everwall Door, Door Closer |
| NESWDHELECHNGLS | 126 | Everwall Door, Electric Hinge |
| NESWDHRLLS | 126 | Everwall Door, Roller Latch |
| NESWDSALS | 106 | Swing Door—Drop Seal Assembly |
| NEVTVLS | 116 | Everwall, Vertical Transition to Lite Scale |

Trademark List

- ® The following are registered trademarks for products of Steelcase Inc. or one of its related corporate entities: 4 o'clock, 900 Series, à la carte, Airtouch, Ally, Amia, Answer, Archipelago, Avenir, Ballet, Bix, Brayton International, Cachet, Canopy, Canto, Chancellor, Coalesse, Confidante, Context, Convene, CopyCam, Criterion, Crushed Can, Currency, dash, Designtex, Details, Detour, Drive, Elective Elements, Ellipse, Ember Chrome, Emerge, E-Table 2, FYI, Garland, Gentry, Ginkgo Biloba, Groupwork, Ideo, Jacket, Jenny, Jersey, Kart, Kick, LaCosta, Leap, LessThanFive, Let's B, LiveBack, Max-Stacker, media:scape, Metro, Migrations, Mitra, Montage, Nurture, Oriana, Parade, Pathways, PCT, Permiso, Player, Portal, Power Pincher, Progeny, Protégé, R2, Rally, Relevant, Reply, Rizzi Arc, Sensor, Series 9000, Siento, Sieste, Sine, Softcare, Springboard, Steelcase, Steelcase Design Partnership, Stella, Stow Davis, Swathmore, Sylvi, TeamWork, Technique, Texpress, Think, Thunder, Topo, Train, turnstone, Underline, Unison, Vecta, Viridian, Walden, Werndl, and X-Stack.
- ® The following registered trademarks are under license from AWI Licensing Company, Dover, DE: SoundScapes, DuraBrite, BioBlock, and Armstrong.
- ® The following registered trademarks are under license from Byrne Electrical, Rockford, MI: Interport, Mini-Port, Axil Z, and Ellora.
- ® The following is a registered trademark of DuPont, Wilmington, DE: Corian.
- ® The following is a registered trademark of Genlyte Thomas Company, Louisville, KY: Lightolier.
- ® The following is a registered trademark of Hilti Corporation, FL-9494 Schaan, Principality of Liechtenstein: Hilti.
- ® The following is a registered trademark of Leviton Manufacturing Company, Little Neck, NY: Decora.
- ® The following is a registered trademark of Mechanical Plastics Corp, Elmsford, NY: Toggler.
- ® The following is a registered trademark of Microsoft Corporation, Redmond, WA: Microsoft.
- ® The following are registered trademarks of Orangebox Ltd., Cardiff, UK: Orangebox.
- ® The following is a registered trademark of Panduit Corporation, Lockport, IL: Panduit.
- ® The following is a registered trademark of Trav (Press), Cuneo, Italy: Assisa.
- ® The following is a registered trademark of Virtual Ink, Boston, MA: mimioActive.
- ® The following registered trademarks are under license from Wilkhahn Furniture Products: Avera, Senzo, Versal, and Wilkhahn FS.
- ® The following are registered trademarks of Polyvision Corp: Flow, Motif, Polyvision, Sans, and Serif.
- ® The following is a registered trademark of Wilsonart International, Temple, TX: Chemsurf.
- ® The following is a registered trademark of Wiremold, West Hartford, CT: Wiremold.
- ® The following is a registered trademark of EMU Group S.P.A., Perugia, Italy: EMU.
- ® The following is a registered trademark of Security People, Inc.: Digilock.
- ® The following are registered trademarks of Natural Capital Partners Europe Limited: CarbonNeutral and the CarbonNeutral Certified logo.
- ™ The following are trademarks for products of Steelcase Inc. or one of its related corporate entities: Access, Active/Passive Shelf, Agree, Ainsley, Akira, Alcove, Alerion, Alight, Amaris, American Elect, American Tradition, ap40, Arbor, Arriva, Asana, Ascot, Aspekt, Astor, Await, Bassline, B-Free, Bira, Bivi, Bixby, Bottomline, Brody, Brook, Buoy, Burton, c:scape, Calla, Calm, Camber, Campfire, Capa, Cappuccino, Cesar, Chester, Chord, Circa, Clarendon, Classic Rectangular, Clipper, cobl, Collaboration, Community, Company, Convey, Cortex, Coupe, Crea, Crew, Cura, Cypress, Davenport, Dearborn, Deck, Déjà, Denizen, Denska, Derby, DeskWizard, Divisio, Donovan, Dune, Duo, Echo, Edge, Elbrook, Elsa, Empath, Empress, Enea, ēno, EnSync, Enviro, Escapade, Everwall, Exchange, Exponents, Field, Flat Top, FlexFrame, Flip Top, Flute, Folio, FrameOne, FreeFlow, Frontier, Galilei, Gesture, Ginger, Ginkgo, Go Wall, Grip, Groove, Hatchback, Hawthorne, Hitch, Host Collection, Hosu, Huddleboard, i2i, Impact, Indy, InfoLink, IOS, I-Solve, Jack, Jarrah, Jetty, Juice, Kami, Kast, Kathryn, Lagunitas, Lark, L'Attitude, LearnLab, Leela, Lincoln, Linden, LiveSeat, Loria, Lyric, Malibu, Malibu Too, Mansfield, Marathon, Marien152, Martini, Mason, Masque, Migration, Millbrae, Mineral, Mingle, Mystic, Mystic Metal, Mystic Wood, Montara650, Montreal, MoreThanFive, Move, Nadia, Neighbor, nesso, Nickel, Nikko, Nod, Node, Norfolk, Ocular, Ology, Ontrak, Oom, Opus, Orchid, Outlook Collection, Ovation, Paloma, Paperflo, Parliament, Pasio, Passerelle, Patriarch, Payback, Peek, Pile File, Pisa, Pool, Potrero415, PUCK, QiVi, Quba, Rave, Reed, Regard, Relay, Reunion, Ripple, Riser, Roam, Rocco, Rocky, RoomWizard, Runner, Satellite, Sawyer, ScapeSeries, Senti, Sentinel, Senza, Sequoia, Session, ShareLink, Shield, Shortcut, Sidewalk, SILQ, Skylar, Slumber, Smoke, Snug, Soft Leaf, Sonata, Sorrel, SOTO, Southside, Stationkits, Steelcase Karman, Steelcase Series, Stiletto, Surprise!, Surround, Switch, Symphony, Sync, TagWizard, Tava, TeamStudio, TeamTheater, Tenaro, Tenor, Terrazzo, Theorem, Thread, Topaz, Touchdown, Tour, Tower Too, Trees, Trillium, Trolley, tX2, U-Free, Umami, Underscore, Uno, V.I.A., Verb, Verge, Verlay, Victor2, Visalia, Waldorf, Woodruff, Workspring, WorkValet and X-tenz.
- ™ The following is a trademark of Microsoft Corporation, Redmond, WA: Windows.
- ™ The following is a trademark of Rodman Industries, Inc., Oconomowoc, WI: ResinCore1.
- ™ The following is a trademark of Ultrafabrics, LLC, Elmsford, NY: Ultraleather.
- ™ The following trademarks are under license from Wilkhahn Furniture products: Cana, Linus, Logon, Picto, Range, Stitz, Thema, Timetable, and Tubis.
- ™ The following is a trademark of Cradle to Cradle Products Innovation Institute, Oakland, CA: Cradle to Cradle Certified.
- ™ The following trademarks are under license from Walter Knoll: Andoo, Bob, Lazlo, Lox, Ribbon, and Together.
- ™ The following trademarks are under license from PP Møbler: Bar and Flag Halyard.
- ™ The following trademarks are under license from Carl Hansen: Elbow, Paddle, Shell, Wing, and Wishbone.
- ™ The following trademarks are under license from Cambridge Sound Management, LLC, Cambridge, MA: QtPro Soundmasking, Qt Quiet Technology, and Sonet Qt.
- ™ The following is a trademark of Electri-Cable Assemblies, Shelton, CT: Interact.
- ™ The following is a trademark of Clestra Hauserman: IRYS.
- ™ The following is a trademark of Wiesner-Hager Möbel GmbH: Nooi.
- ™ The following are trademarks of Polyvision: Accord, a³, e³, Boundri, and Nota.
- ™ The following is a trademark of Bostock Company, Inc: SnapCab.
- ™ The following is a trademark of Williams-Sonoma, Inc: West Elm.
- ™ The following is a trademark of Elena Marquina Testor: nanimarquina.
- ™ The following is a trademark of Forbo International SA: Forbo.
- ™ The following are trademarks of Orangebox Ltd., Cardiff, UK: Air³, Aspect, Avi, Away from the Desk, Border, Campers & Dens, Coppice, Cubb, Kim, On the QT, Ramsey, Skomer, Sully, Track-B, and Vale.
- ™/® The following are trademarks or registered trademarks of AMQ Solutions, LLC: AMQ, AMQ logo, KINEX, iLINE, ACTIV, AMOBI, CONCUR, 3F, REVI, S-SERIES, JAKU, SIYA, ZILO, BODI, FL-X, TIZU, EMBANK, TEKTIS and BIXBY.
- ™/® The following are trademarks or registered trademarks of Viccarbe Habitat, S.L.: Holy Day, Last Minute, Wrapp, Foro, Kelly, Noha, Viable, Solar, Sistema, Savina, Designed In The Sun, Cambio, Aleta, Viccarbe (logo), Viccarbe.

Trademarks used here in are the property of Steelcase Inc. or of their respective owners.