

Smart and Connected Specification Guide

Availability



Electronic price list updated with release 192.A (U.S.) and 152.A (Canada), dated April 19, 2021.

All specifications subject to change without notice. Reference the electronic catalog/Hedberg for current pricing.

Spec News is available on village.steelcase.com. Search Steelcase Marketing Resources (Adstock) and download the current release's Spec News.

Tip: Steelcase Marketing Resources is a new global platform for ordering Steelcase marketing materials that replaces Adstock.

View or download Steelcase Specification Guides at [https://www.steelcase.com/resources/documents?tax-\[doctype\]=spec-guide](https://www.steelcase.com/resources/documents?tax-[doctype]=spec-guide).

Transitional products in this specification guide are **maintained for existing customers only** and are likely to be phased out over time. These products are indicated with a . Products that are scheduled to be culled are indicated with an , followed by the last order entry date.

Surface Materials

The surface materials team has announced the launch of the Finish Library, found at <http://finishlibrary.steelcase.com>.

► For a list of all trademarks, refer to the last page of this specification guide.

© 2021 Steelcase Inc.



For Canadian Pricing

Canadian factor can be found at www.steelcase.com/CADpricing.

Calculate in the following order to avoid rounding errors:

- Multiply the base price and each option by the Canadian factor.
- Round each to the nearest dollar.
- Add base and options for total list price.

Working with This Specification Guide

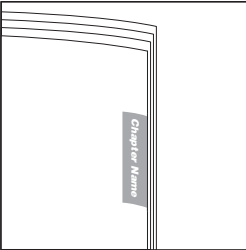
Ten Tips: How to Get the Most Out of This Book	2
Additional Resources	4
Thought Starters	5

Steelcase Workplace Advisor Subscription	11
RoomWizard	17
RoomWizard II	27
media:scape Tables	35
media:scape TC	101
media:scape kiosk	121
media:scape mini and mobile	133
ScapeSeries Tables	147
media:scape Lounge	153

Resources	181
------------------	------------


Ten Tips: How to Get the Most Out of This Book

Tip 1



Watch the tabs on the right-hand edges of the pages. They'll always indicate which chapter you are in.

Tip 2



Use the Statement of Line pages for an overview of the available components, their sizes, and page references for additional information. Each *Understanding* chapter includes a statement of line after the table of contents.

Tip 3



Find cross references by looking for page numbers flagged with an arrow.

Tip 4

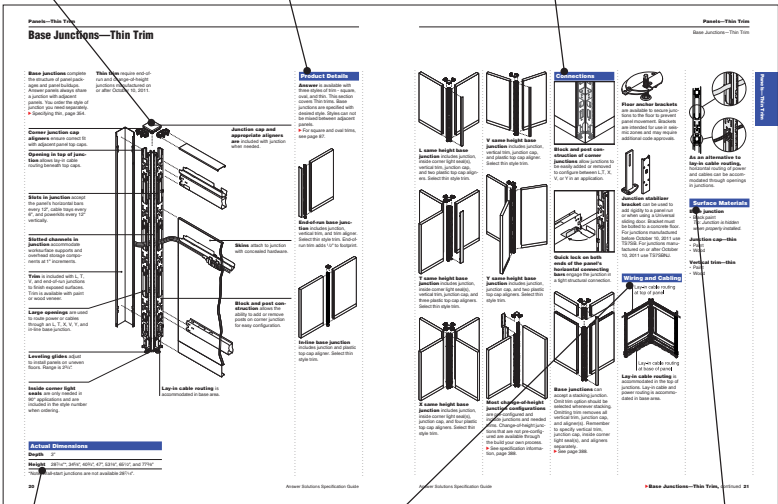
Study the product detail pages in the *Understanding* section to learn everything an expert knows about specific products. Each product detail page in this section contains the following features, where applicable:

- Product Drawing
- Actual Dimensions
- Product Details
- Connections
- Wiring and Cabling
- Surface Materials
- Application Topics

Product Drawing shows you what the product looks like and points out important features.

Product Details gives specific information on the product and how it is used.

Connections describes how the product is assembled or how it attaches to another product.



Actual Dimensions table lists the dimensions of the product.

Wiring and Cabling details the power and cable-management and cable routing capabilities of the product.

Surface Materials lists what material is used for each part of the product.

Tip 5

Refer to the specifying pages for all the information needed to order a product. Each product specifying page contains a variety of elements to help you complete a specification:

- Product Drawing
- Standard Includes
- Required to Specify
- Options
- Related Products
- Specification Information
 - Dimensions
 - Style Number
 - Price

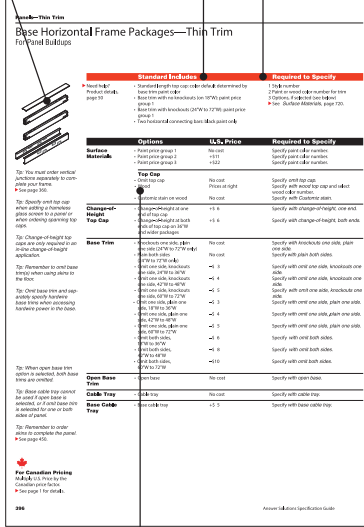
Standard Includes
(under the red or dark grey band) provides a list of what comes standard with the product.

Required to Specify
(under the red or dark grey band) itemizes the information that you must provide to order the standard product and the preferred sequence for specification.

Specification Information
(under the teal or light grey band) provides product dimensions, style numbers, and prices for the standard product and any surface material choices that are available.

Product Drawing shows you what the product looks like.

Product Drawing



Standard Includes

- Standard horizontal frame package—thin trim
- Standard horizontal frame package—thin trim
- Standard horizontal frame package—thin trim
- Standard horizontal frame package—thin trim

Required to Specify

- Standard horizontal frame package—thin trim
- Standard horizontal frame package—thin trim
- Standard horizontal frame package—thin trim
- Standard horizontal frame package—thin trim


Options

Options	Unit Price	Required to Specify
Standard horizontal frame package—thin trim	10.00	Standard horizontal frame package—thin trim
Standard horizontal frame package—thin trim	10.00	Standard horizontal frame package—thin trim
Standard horizontal frame package—thin trim	10.00	Standard horizontal frame package—thin trim
Standard horizontal frame package—thin trim	10.00	Standard horizontal frame package—thin trim

Related Products

Related Products	Unit Price	Required to Specify
Standard horizontal frame package—thin trim	10.00	Standard horizontal frame package—thin trim
Standard horizontal frame package—thin trim	10.00	Standard horizontal frame package—thin trim
Standard horizontal frame package—thin trim	10.00	Standard horizontal frame package—thin trim
Standard horizontal frame package—thin trim	10.00	Standard horizontal frame package—thin trim

Product Drawing



Standard Includes

- Standard horizontal frame package—thin trim
- Standard horizontal frame package—thin trim
- Standard horizontal frame package—thin trim
- Standard horizontal frame package—thin trim

Required to Specify

- Standard horizontal frame package—thin trim
- Standard horizontal frame package—thin trim
- Standard horizontal frame package—thin trim
- Standard horizontal frame package—thin trim

Options

Options	Unit Price	Required to Specify
Standard horizontal frame package—thin trim	10.00	Standard horizontal frame package—thin trim
Standard horizontal frame package—thin trim	10.00	Standard horizontal frame package—thin trim
Standard horizontal frame package—thin trim	10.00	Standard horizontal frame package—thin trim
Standard horizontal frame package—thin trim	10.00	Standard horizontal frame package—thin trim

Related Products

Related Products	Unit Price	Required to Specify
Standard horizontal frame package—thin trim	10.00	Standard horizontal frame package—thin trim
Standard horizontal frame package—thin trim	10.00	Standard horizontal frame package—thin trim
Standard horizontal frame package—thin trim	10.00	Standard horizontal frame package—thin trim
Standard horizontal frame package—thin trim	10.00	Standard horizontal frame package—thin trim

Tip 6

Required to Specify

Specify with Customiz Stain

Italic typeface on specifying pages usually identifies wording that you should use in your order.

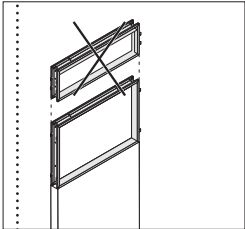
Tip 7

To determine how many skins are needed to complete a panel, consult the table at the right.

Tip: Remember to order skins for both sides of the panel buildup.

Watch for tips throughout the text that give you explanations and helpful instructions.

Tip 8



Learn what you cannot do by looking for drawings crossed out with an "X."

Tip 9

Use the surface materials listings in the Surface Materials section of this book to find surface material color numbers.

Tip 10

Style Number	Page
TS7042BL	131
TS7042S	130
TS7048BL	131
TS7048S	130
TS7060BL	131
TS7060S	130
TS7072BL	131

Refer to the style number index when you know a style number and you need to find the page that has more details about the product.

Additional Resources

Smart and Connected products

are supported with informational materials, tools, and software to help you plan, specify, and order an installation efficiently.

Printed Materials

Other Specification Guides

Steelcase offers a comprehensive portfolio of furniture and solutions. For the full offering of products, refer to the individual product specification guides. These can be accessed at the www.steelcase.com web site or at village.steelcase.com.

Computer Tools

Electronic Catalog

Accurate sales quotations and purchase orders for Steelcase products are created with specification software that uses Steelcase Electronic Catalog data. Use the data to specify and price style numbers and options for every Steelcase product. The data is updated bimonthly by Steelcase and provided to software programs including: the Hedberg Business System, SmartTools—Steelcase's design and specification software (for more information on SmartTools, please email SmartTools@steelcase.com), the ProjectMatrix Project Symbols libraries, as well as 20-20 CAP Studio.

Furniture Symbol Graphic Data

Steelcase creates 2D and 3D furniture symbols (with attributes) for planning and initially specifying Steelcase products. This data is incorporated into several add-on software packages that work in either a Microstation or an AutoCAD drafting environment.

Digital Publications

You can access these digital publications at www.steelcase.com or village.steelcase.com.

Support

Steelcase Capabilities

Steelcase products are distributed, installed, and serviced through a network of more than 600 dealers worldwide. Steelcase is also represented with offices and corporate showrooms in 26 U.S. cities, 4 Canadian cities, and in France, Germany, Great Britain, and Japan. Every Steelcase product meets our exceptionally high standards of quality and durability and comes with the Steelcase assurance of excellence in service.

For ordering or product assistance,

please call your local dealer, the Steelcase Solutions Resource Team, or the Steelcase Solutions Fulfillment Team at 1.888.STEELCASE (1.888.783.3522) or send an e-mail to lineone@steelcase.com.

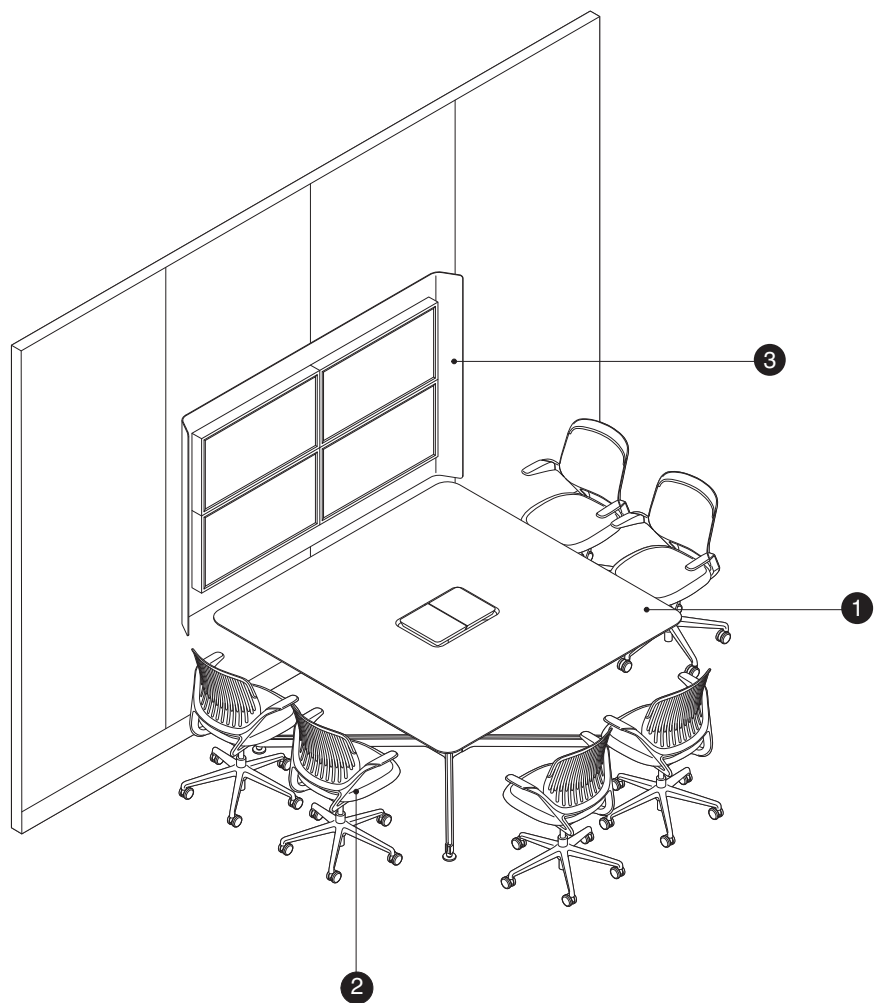

Call the Steelcase Solutions Resource Team prior to placing an order, when working on a bid, or when you need information about product applications and specifications.

Call the Steelcase Solutions Fulfillment Team if you have submitted an order to Steelcase and you need to speak to your Solutions Fulfillment Team Representative about the order. Also call if you have any post-shipment quality concerns or service parts questions.

For warranty information, please go to <http://www.steelcase.com/warranty/>.

Outside the U.S.A., Canada, Mexico, Puerto Rico, and the U.S. Virgin Islands, call 1.616.247.2500.

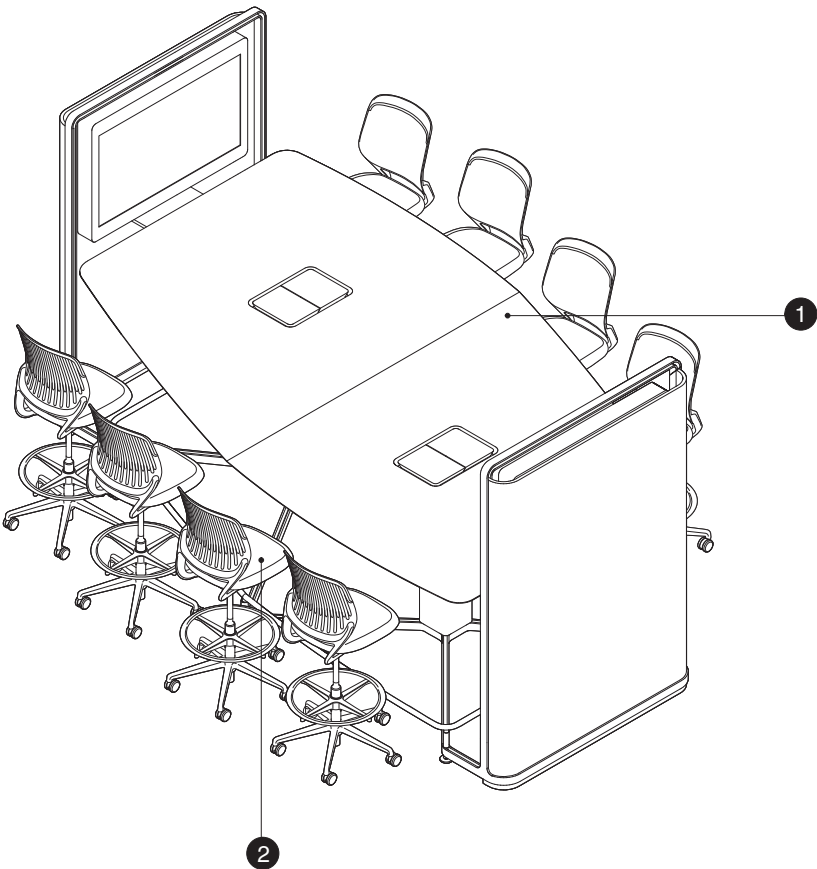

For information about Steelcase, the name of your nearest Steelcase dealer, or for product literature, call 1.800.333.9939 or visit our Web site: www.steelcase.com.



media:scape Thought Starter 1

Recommended Components

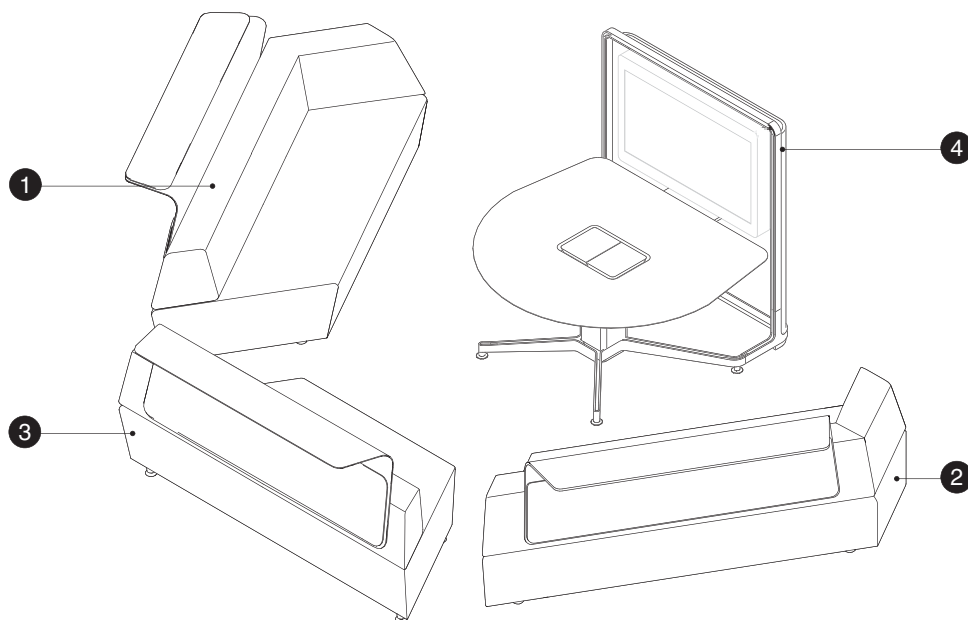
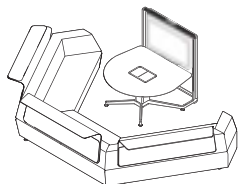
	Quantity	Style Number	Description
1	1	MT03DS6060	Desk-Height Square Table
2	6	434111	cobi Chairs
3	1	MTSWQ32	Quad 32" Monitor Shroud
	3	MT02SC169	Scaler



media:scape Thought Starter 2

Recommended Components

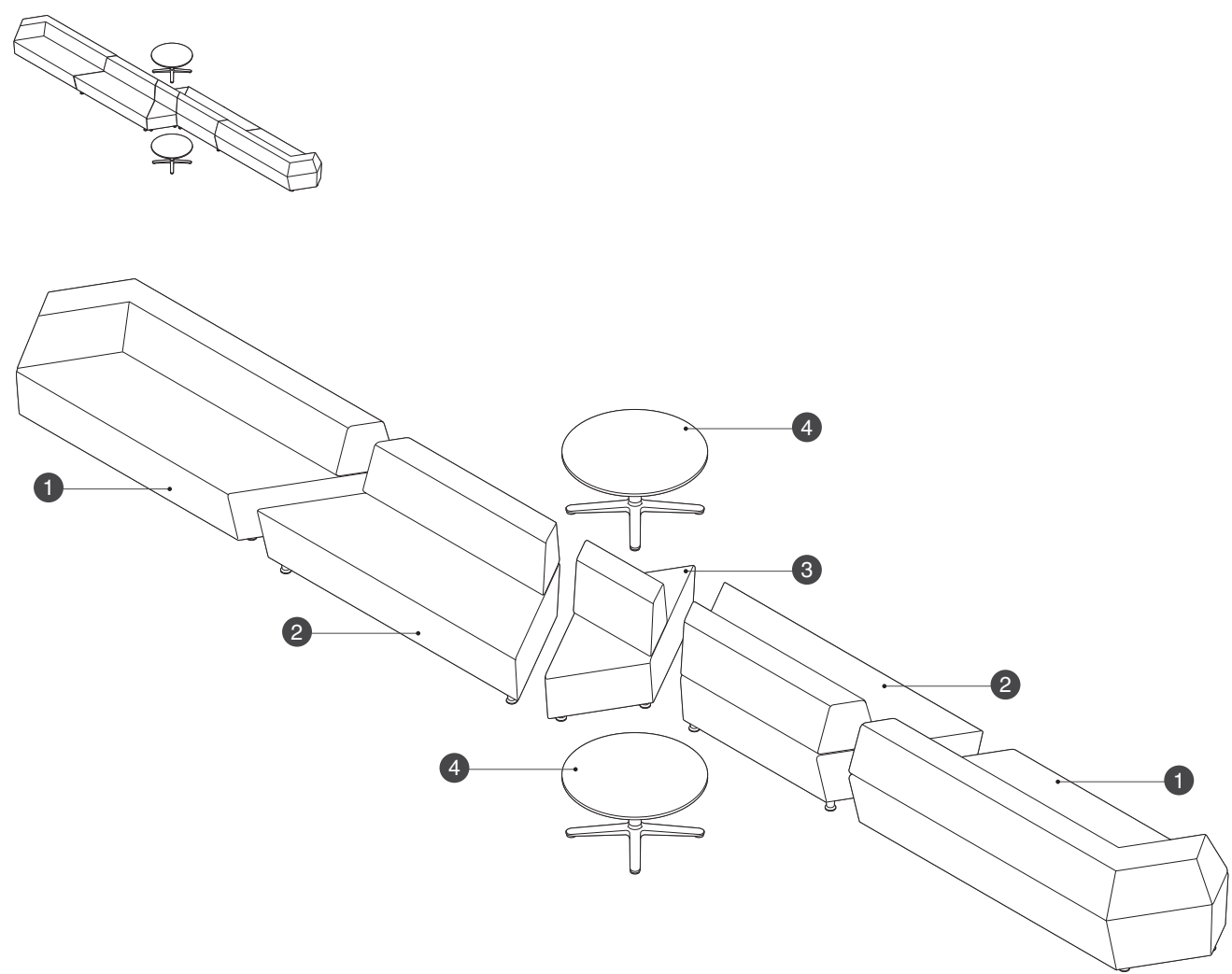
	Quantity	Style Number	Description
1	1	MT03SF12076T	Offset Stool-Height Table With Attached Totem
2	8	434711	cobi Stools



media:scape TeamTheatre Thought Starter 3

Recommended Components

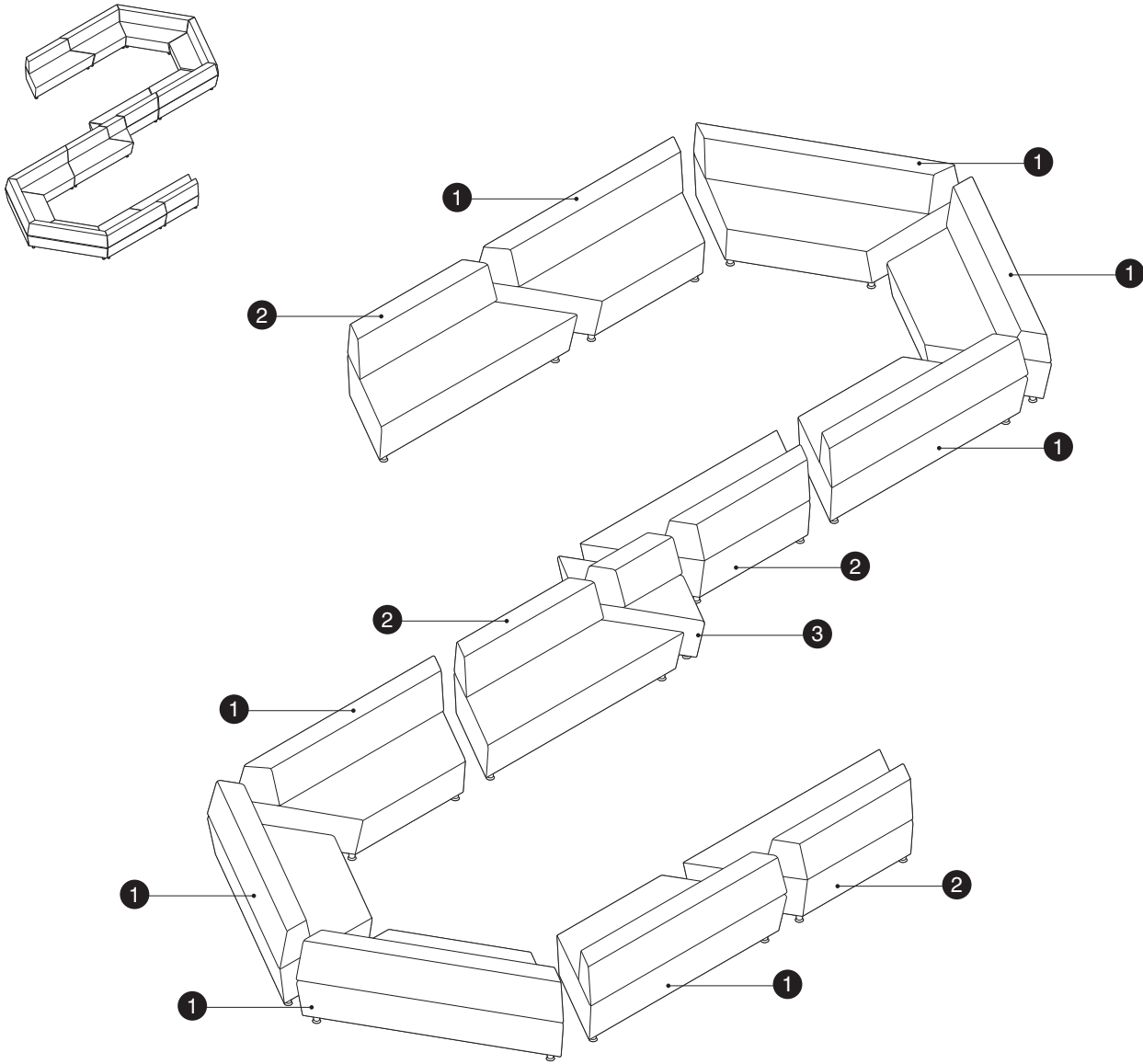
	Quantity	Style Number	Description	Option
1	1	MLLCS	Left Corner Lounge	Ledge
2	1	MLRCS	Right Corner Lounge	Ledge
3	1	MLSTS	Straight Lounge	Ledge
4	1	MT03LP4854T	Pear-Shaped Lounge Table With Attached Totem	



media:scape Thought Starter 4

Recommended Components

	Quantity	Style Number	Description
1	2	MLRCS	Right Corner Lounge
2	2	MLSIS	Straight Inverted Lounge
3	1	MLRLS	Left Reverse Lounge
4	2	CQCT1632	Collaborative Lounge Table



media:scape Thought Starter 5

Recommended Components

	Quantity	Style Number	Description
1	8	MLSTS	Straight Lounge
2	4	MLSIS	Straight Inverted Lounge
3	1	MLRLS	Left Reverse Lounge

Understanding and Specifying Steelcase Workplace Advisor Subscription

Steelcase Workplace Advisor Hardware	12
---	-----------

Steelcase Workplace Advisor Subscription	14
---	-----------

Steelcase Workplace Advisor Subscription	
---	--

Room Sensor Kit	15
-----------------	-----------

Worksurface Sensor Kit	15
------------------------	-----------

Digital Gateway	16
-----------------	-----------

Subscription Plan	16
-------------------	-----------

Steelcase Workplace Advisor Hardware

Steelcase Workplace Advisor Subscription

is a sensing and analytics system that transforms real estate into a measurable resource. With infrared sensors and a cloud-based data platform, the Steelcase Workplace Advisor system empowers stakeholders to make informed real estate decisions. An easy-to-use dashboard collects, stores, and analyzes real-time data, while also aggregating information about space over time.

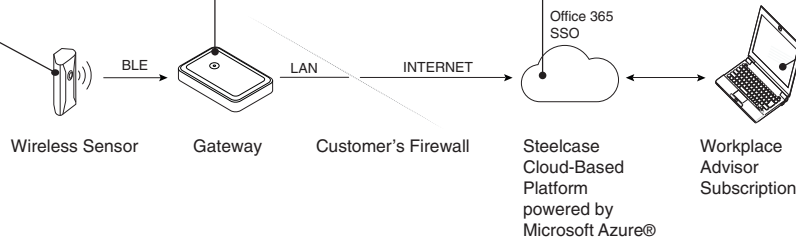
Digital gateways

wirelessly receive occupancy data from sensors, then transmit data to the Steelcase cloud platform through a LAN Internet connection. Gateways are PoE and all network traffic is initiated from the gateway to the platform.

The Steelcase platform

is powered by Microsoft Azure and stores the data which is retrieved and presented through the dashboard.

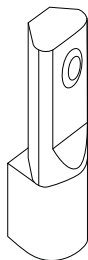
Sensors are installed in the workspace to detect motion with passive infrared (PIR). Each sensor broadcasts occupancy information to a wireless gateway via Bluetooth Low Energy (BLE) 2.4GHz. Five sensor types are used: corner wall, flat wall, ceiling, threshold curtain, and worksurface sensors.



The Steelcase Workplace Advisor dashboard is accessible online and requires a secure login to view the occupancy data that has been collected and stored. In addition, a device manager website provides the ability to manage sensors and gateways, and monitor the overall health of the Steelcase Workplace Advisor system.

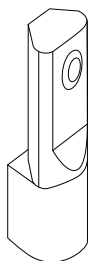
Product Details

Room Sensors



Corner wall, flat wall, ceiling, and threshold curtain sensors have seagull colored bodies and are 1.25"D x 1.25"W x 3.42"H. They have a detection range up to six meters.

Worksurface Sensors



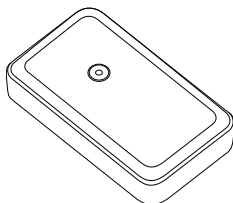
Worksurface sensors have seagull colored bodies and are 1.25"D x 1.25"W x 3.42"H. They have a detection range up to six meters.

Communication for all sensors to the digital gateway is via Bluetooth Low Energy (BLE) 2.4GHz, for up to 15 meters, or 30 meters line of sight.

Certifications include FCC Class B, ICES, UL, ULc, CE, REACH, RoHS, WEEE, RCM, and NOM.

Tip: The Steelcase Workplace Advisor offering is composed of hardware and a subscription required to obtain and generate data.
▶ See page 14 for subscription information.

Digital Gateway



Digital gateway has a seagull colored body and black external PoE splitter. Digital gateway with mounting bracket is 1.31"D x 3.85"W x 5.85"H. Digital gateway without mounting bracket is 1.19"D x 3.85"W x 5.85"H.

Wired communication 10/100 Ethernet (static IP not required): RJ-45, 10/100Base-T; UDP/TCP, DHCP SSL Tunnel to Cloud Platform; Outbound communication only on: a) Port 443 (HTTPS), b) Port 8883 (MQTT - Secure), c) Port 6514 (Syslog - TLS), d) Port 123 (NTP).

Wireless communication: Bluetooth v4.2 (BLE)

Wireless communication Bluetooth Low Energy (BLE) supports up to 30 sensors.

Certifications include FCC Class B, ICES, UL, ULc, CE, REACH, RoHS, WEEE, RCM, and NOM.

Tip: The Steelcase Workplace Advisor offering is composed of hardware and a subscription required to obtain and generate data.
▶ See page 14 for subscription information.

Sensors and digital gateways need to be installed throughout the floorplan in order for Steelcase Workplace Advisor to generate data.

Every Steelcase Workplace Advisor project should be specified by a dealer through the SmartTools design plan application. This will ensure accurate hardware placement for optimum performance.

Power and Data

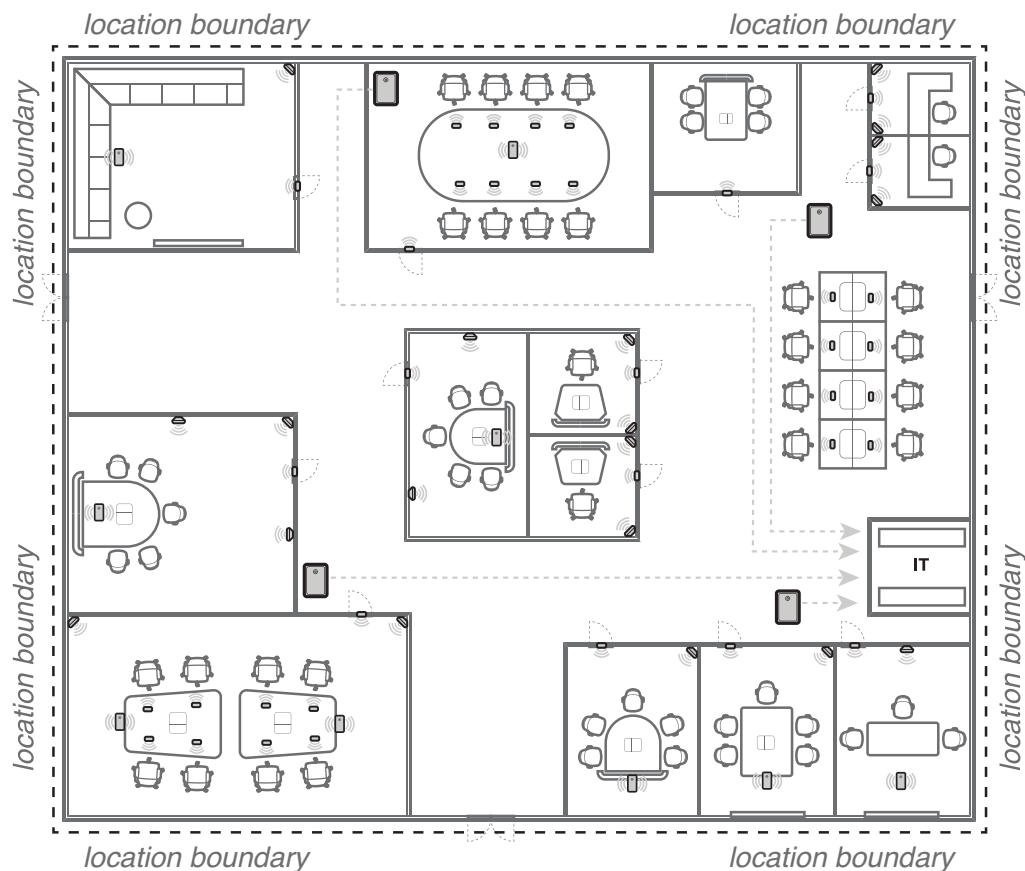
Sensors are wireless and battery powered.

Sensors are powered by one CR123A, 3.0DC lithium battery, lasting up to three years.

Digital gateways are wireless. Power 48V PoE (802.3af) 5VDC Jack (power supply not included), 10"W maximum.

Steelcase Workplace Advisor Subscription

A subscription allows access to an online, interactive dashboard generated by data collection on Steelcase's platform, powered by Microsoft Azure, through floor plan locations. Subscriptions are based on the number of allocations within each location.



Tip: The location boundary must include all spaces that use Smart and Connected workplace optimization tools, such as floor plan maps in the dashboard.

Tip: The location boundary must include all spaces where hardware is placed.

Product Details

A location is a specified boundary on the floor plan (such as a floor, wing, or department) that can be enabled by Smart and Connected workplace optimization tools.

An allocation is based on 1000 square feet of floor plan space within the specified subscription location.

The subscription term is one year, as stated in the Steelcase Workplace Advisor Addendum.

The billing cycle terms
are one year prepaid cycles.

Subscription agreements must be signed before any Steelcase Workplace Advisor subscription is activated.
Tip: Contact your Steelcase dealer for subscription agreements.

Every Steelcase Workplace Advisor subscription project must be specified by a dealer through the SmartTools design plan application. This will ensure accurate allocation calculation for optimum performance.

Tip: The Steelcase Workplace Advisor offering is composed of hardware and a subscription required to obtain and generate data.

► See page 12 for hardware information.

Room Sensor Kit

Tip: Each enclosed room will require a minimum quantity of at least a threshold curtain sensor, plus a combination of two or more ceiling or flat/corner wall sensors.

Tip: For pricing information, please contact your Steelcase dealer.

Tip: Dealers will automatically configure the value for each room's sensor kit when populating the customer's floorplan in their SmartTools design application.

Standard Includes		Required to Specify	
► Need help? Product details, page 14	<ul style="list-style-type: none"> Wireless sensors with batteries Installation hardware 	1 Style number 2 Wall sensor (see below under Required Selections) 3 Ceiling sensor (see below under Required Selections) 4 Curtain sensor (see below under Required Selections)	
Required Selections	U.S. Price	Required to Specify	
Flat Wall	• Zero to twenty flat wall sensors	+\$123 per sensor	Specify value between zero and twenty flat wall sensors.
Corner Wall	• Zero to twenty wall sensors	+\$123 per sensor	Specify value between zero and twenty corner wall sensors.
Ceiling	• Zero to twenty ceiling sensors	+\$123 per sensor	Specify value between zero and twenty ceiling sensors.
Threshold Sensor – Curtain	• Zero to twenty curtain sensors	+\$123 per sensor	Specify value between zero and twenty curtain sensors.
Related Products	• Digital gateway	► Page 16	

Specification Information

• Style
Number

ST02SKR

Worksurface Sensor Kit

Tip: For pricing information, please contact your Steelcase dealer.

Tip: A minimum of three worksurface sensors is recommended per zone.

Standard Includes		Required to Specify	
► Need help? Product details, page 14	<ul style="list-style-type: none"> Wireless sensor(s) with batteries Installation hardware 	1 Style number 2 Worksurface sensor (see below under Required Selections)	
Required Selections	U.S. Price	Required to Specify	
Worksurface Sensor	• One to 100 worksurface sensors	+\$123 per sensor	Specify value between one and 100 worksurface sensors.
Related Products	• Digital gateway	► Page 16	

Specification Information

• Style
Number

ST02SKWK



For Canadian Pricing
Multiply U.S. Price by the Canadian price factor.
► See page 1 for details.

Digital Gateway

Tip: Gateways can support a 30:1 sensor to gateway ratio.

Standard Includes		Required to Specify
► Need help? Product details, page 12	<ul style="list-style-type: none"> Digital gateway Installation hardware 	Style number
Specification Information		
Style Number	U.S. Price	
ST02DG	\$607	

Subscription Plan

Tip: Steelcase Workplace Advisor subscription plans are available and sold in increments of 1,000 square feet. Customers can move, add, and change hardware as need within the subscription location boundary during the 12-month term.

Tip: For pricing information, please contact your Steelcase dealer.

Standard Includes		Required to Specify
► Need help? Product details, page 14	<ul style="list-style-type: none"> One year subscription plan 	1 Style number 2 Square feet utilized (see below under Required Selections)
Required Selections		Required to Specify
Square Feet Utilized	<ul style="list-style-type: none"> Information generated by SmartTools 	Specify value of square feet utilized.
Specification Information		
Style Number	U.S. Price One Year Subscription	
ST01SVC1000	\$2093	



For Canadian Pricing

Multiply U.S. Price by the Canadian price factor.

► See page 1 for details.

Understanding and Specifying RoomWizard

Product Details

RoomWizard Room Scheduling Solution	18
RoomWizard Mounting Selection Guide and Installation Notes for New Installations	20

Specifying

RoomWizard Hardware	22
RoomWizard Subscription	23
RoomWizard Accessories	24

RoomWizard Room Scheduling Solution

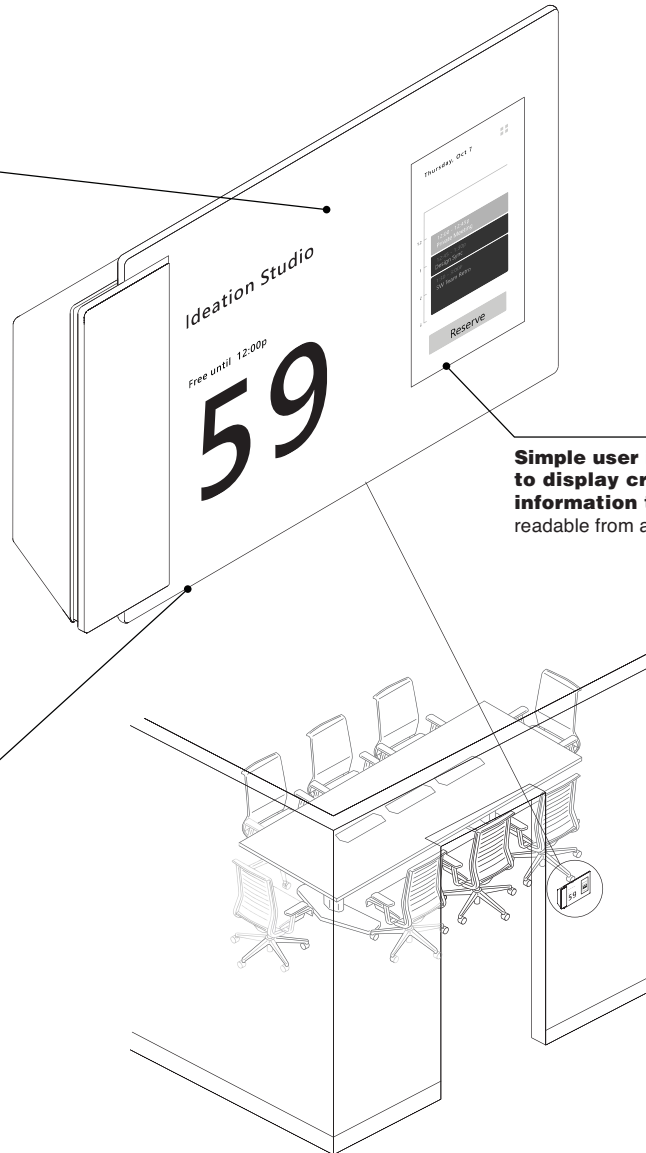
RoomWizard is a cloud-based room scheduling solution with a touchscreen display.

Reserve a room from a desk, a phone, or RoomWizard device.

RoomWizard integrates with leading calendar systems such as Microsoft Office 365.


Touchscreen allows user to reserve a room for an impromptu meeting, adjust meeting time, or end a meeting early.

Edge LED lighting is bright red and green which signal a room's availability from a distance.



Simple user interface to display critical information that is readable from a distance.

Product Details



RoomWizard is a two-part system: hardware and software. The hardware is purchased outright and the software is purchased as a prepaid subscription. *Tip: Please make sure to include a RoomWizard software subscription with each RoomWizard hardware unit; otherwise the product will not function as intended.*

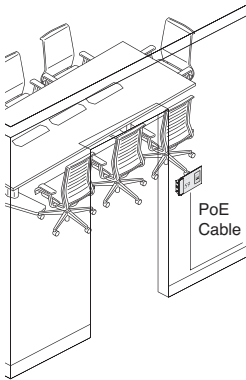
RoomWizard screen can be wiped clean by using a microfiber cloth.

Steelcase IoT Admin Portal is a web application accessible from any browser that allows for simple remote administration and management of devices. This admin portal is included in the RoomWizard subscription.

Actual Dimensions

Width	8 ³ / ₅ "
Height	5 ³ / ₄ "
Depth	1 ¹ / ₄ "
Installation depth with mounting bracket	1 ¹ / ₄ "
Diagonal screen size	7"
Weight	1 ² / ₅ lb

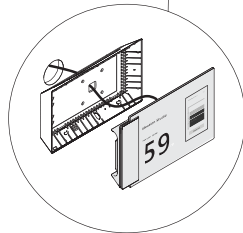
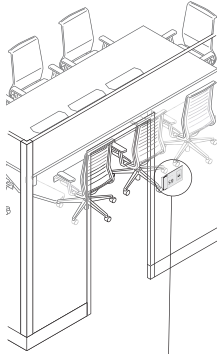
Wiring & Cabling



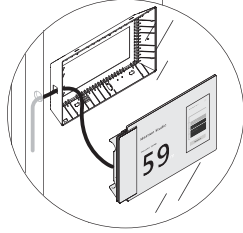
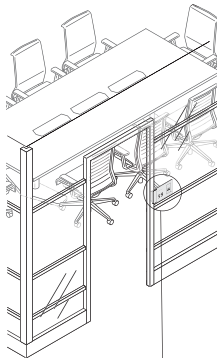
RoomWizard connects to a network and is powered using Power over Ethernet (PoE). PoE cables run from the PoE switch typically located in the data closet. Industry standards set cable lengths at 100m. Contact your IT department to determine the PoE switch locations.

Tip: Screen can be rotated 180° to allow the pillar to be mounted on either side of the doorway.

Mounting Options



Wall mount is the standard option with each RoomWizard and allows it to mount directly to hard surfaces.



Glass mount is an option that allows the RoomWizard to adhere to glass surfaces.

Recommended mounting height is 54" from floor to top of display area of the LCD screen.

RoomWizard mount kits and accessories are available in case of changing mount types, but are not required with purchase of hardware and subscription.

Specifications

Specifications

- Touchscreen: capacitive touchscreen
- Size: 7" diagonal
- Aspect ratio: 16:10
- Resolution: 1920 x 1200 WUXGA
- Memory: 4Gb

Ethernet

- 1x10/100M DHCP, IEEE 802.3ab compliant

Power Requirements

- Power over Ethernet: 802.3at type 2 PoE+ compliant

Environmental

- Temperature: 40°F to 95°F
- Humidity: 5% to 90% RH, Non condensing

Weight

- 1²/₅ lb

Certifications

- CE, FCC Class A, UL, NOM, RoHS, WEEE, REACH

Resources

Resources available at: <https://www.steelcase.com/products/scheduling-systems/roomwizard>

- Installation and setup guides
- Sales resources

Requirements to Order

In addition to ordering the Steelcase RoomWizard style numbers, these requirements must be met:


- Must have signed and returned the master services agreement and RoomWizard Addendum.

RoomWizard Mounting Selection Guide and Installation Notes for New Installations


Application	Mount Type	Separate Style Number Required	Exposed PoE Cable Length Requirement CAT 5 or 6 Ø1/4" (6 mm) Max	Required Style Number	Installation Notes
Hard surfaces (wood, drywall, etc.)	Wall mount	No	6–8"	N.A.	Excess cable must be able to go back into wall.
Solid V.I.A. skin	Wall mount	No	6–8"	N.A.	Excess cable must be able to go back into wall.
Glass wall (Privacy Wall) without 1" flange	Glass mount	No	6½"	N.A.	N.A.
Glass wall (Privacy Wall) with 1" flange	Glass mount	No	7½"	N.A.	Cover to be used and is included in all glass kits for Privacy Walls with 1" flange.
media:scape	Wall mount	No	6–8"	N.A.	Shroud mount only using screws and nuts in kit, excess cable must be able to go back behind shroud.
Glass surfaces	Glass mount	No	6½"	N.A.	Removal of any vinyl appliqué is required, vinyl must be cut to a 85 mm x 185 mm. Glass must be clean, free of any residue, and dry from any previous application.
Junction boxes	Wall mount	Yes	6–8"	RWJPM	Excess cable must be able to go back into junction box.
V.I.A. captured glass frames	Glass mount	Yes	7½"	NGS01VGМК	Removal of any vinyl appliqué is required, vinyl must be cut to a 85 mm x 185 mm. Glass must be clean, free of any residue, and dry from any previous application. Footprint from any previous vinyl cutout will not match the glass tilt bracket. Also note that the PoE cable is now exposed and cable cover is provided when tilt bracket is used.
V.I.A. side A of glass frame of double glazed assemblies	Glass mount	Yes			
Single glazed V.I.A. walls if glass is flush with the corridor side of the wall	Glass mount	Yes			
Single glazed V.I.A. walls if glass is NOT flush with the corridor side of the wall	Glass mount	No			

Tip: All glass mount type installs require the cable length to be correct prior to installation. Excess cable lengths must be able to be inserted back into the wall before connecting to the RoomWizard and placed into the mount.

PoE Exposed Cable Length



PoE Exposed Cable Length V.I.A. Walls



RoomWizard Mounting Selection Guide and Installation Notes for Retrofit Installations


RoomWizard Mounting
Selection Guide
and Installation
Notes for Retrofit
Installations

RoomWizard

Application	Mount Type	Separate Style Number Required	Exposed PoE Cable Length Requirement CAT 5 or 6 Ø1/4" (6 mm) Max	Required Style Number	Installation Notes
Hard surfaces (wood, drywall, etc.)	Wall mount	No	6–8"	N.A.	Excess cable must be able to go back into wall. Will fit existing RW20 mount hole pattern and anchors, however new holes may have to be offset for level an flat installation. PoE cable hole may have to be enlarged.
Solid V.I.A. skin	Wall mount	No	6–8"	N.A.	Excess cable must be able to go back into wall. Will fit existing RW20 mount hole pattern and anchors, however new holes may have to be offset for level an flat installation. PoE cable hole may have to be enlarged.
Glass wall (Privacy Wall) with no existing RW20 universal mount	Glass mount	No	6½"	N.A.	Removal of any vinyl appliqué is required, vinyl must be cut to a 85 mm x 185 mm. Glass must be clean, free of any residue, and dry from any previous application.
Glass wall (Privacy Wall) with 1" flange and no existing RW20 mount	Glass mount	No	7½"	N.A.	Cover to be used and is included in all glass kits for Privacy Walls with 1" flange. Removal of any vinyl appliqué is required, vinyl must be cut to a 85 mm x 185 mm. Glass must be clean, free of any residue, and dry from any previous application.
Glass wall (Privacy Wall) with existing RW20 universal bracket	Wall mount	No	N.A.	N.A.	Can use provided hardware (M3.5 x 10 mm screws) in RoomWizard wall mount kit to attach directly the RW20 universal mount.
FrameOne with existing RW20 universal bracket	Wall mount	No	N.A.	N.A.	Can use provided hardware (M3.5 x 10 mm screws) in RoomWizard wall mount kit to attach directly the RW20 universal mount.
Post and Beam with existing RW20 universal bracket	Wall mount	No	N.A.	N.A.	Can use provided hardware (M3.5 x 10 mm screws) in RoomWizard wall mount kit to attach directly the RW20 universal mount.
Others (Campfire Big Table, etc.) with existing RW20 universal bracket	Wall mount	No	N.A.	N.A.	Can use provided hardware (M3.5 x 10 mm screws) in RoomWizard wall mount kit to attach directly the RW20 universal mount.
media:scape	Wall mount	No	6–8"	N.A.	Shroud mount only using screws and nuts in kit, excess cable must be able to go back into wall.
Glass surfaces	Glass mount	No	6½"	N.A.	Removal of any vinyl appliqué is required, vinyl must be cut to a 85 mm x 185 mm. Glass must be clean, free of any residue, and dry from any previous application.
Junction boxes	Wall mount	Yes	6–8"	RWJPM	This kit already exists and is compatible with RoomWizard, for new installs or retrofit. Can use hardware that is included with standard wall mount.
V.I.A. captured glass frames	Glass mount	Yes	N.A.	NGS01VRMK	Existing V.I.A. mount must be in place for retrofit kit to work, otherwise use glass mount kit. If there is no existing V.I.A. mount, removal of any vinyl appliqué is required, vinyl must be cut to a 85 mm x 185 mm. Glass must be clean, free of any residue, and dry from any previous application to accommodate the glass mount kit. See new install guidelines.
V.I.A. Side A of glass frame of double glazed assemblies	Glass mount	Yes			
Single glazed V.I.A. walls if glass is flush with the corridor side of the wall	Glass mount	Yes			
Single glazed V.I.A. walls if glass is NOT flush with the corridor side of the wall	Glass mount	No			

Tip: All glass mount type installs require the cable length to be correct prior to installation. Excess cable lengths must be able to be inserted back into the wall before connecting to the RoomWizard and placed into the mount.

RoomWizard Hardware



Tip: Wall mount bracket is the default option when ordering RoomWizard.

Tip: Plan for cable routing prior to installation.

	Standard Includes	Required to Specify
► Need help? Product details, page 18	<ul style="list-style-type: none"> • RoomWizard hardware • Wall mount bracket • Standard three year warranty 	1 Style number 2 Options, if selected (see below)

	Options	U.S. Price	Required to Specify
Mounting Options	• Wall mounting bracket	No cost	Specify <i>with wall mounting bracket</i> .
	• Glass mounting bracket	No cost	Specify <i>with glass mounting bracket</i> .

Specification Information	
• Style Number • • •	• U.S. Price • • •
NGS01 •	\$1750



For Canadian Pricing

Multiply U.S. Price by the Canadian price factor.

► See page 1 for details.

Tip: Onboarding instructions will be sent with the devices to access subscription and Steelcase IoT Admin Portal.

Tip: Must order one subscription per RoomWizard device.

Tip: Three year prepaid subscription is the default option when ordering RoomWizard.

Standard Includes	Required to Specify
<ul style="list-style-type: none"> Need help? Product details, page 18 RoomWizard application on the device Calendar integration Steelcase IoT Admin Portal Access to updates for new features and security Three year prepaid subscription 	<ul style="list-style-type: none"> 1 Style number 2 Options, if selected (see below)

Options	U.S. Price	Required to Specify
Subscription <ul style="list-style-type: none"> One year prepaid subscription Three year prepaid subscription 	Price below Price below	Specify <i>with one year subscription</i> . Specify <i>with three year subscription</i> .

Specification Information		
Style Number	U.S. Prices One Year Subscription	Three Year Subscription
SAASNGS01	\$333	\$900


For Canadian Pricing
Multiply U.S. Price by the
Canadian price factor.
► See page 1 for details.

RoomWizard Accessories

Wall Mount Hardware Kit

	Standard Includes	Required to Specify
► Need help? Product details, page 18	• Wall mount hardware kit	Style number

Tip: Kits and accessories are available in case of changing mount types and are not required with purchase of hardware and subscription.

Specification Information

• Style Number	• U.S. Price
NGS01WMK	\$25
:	:

Glass Mount Hardware Kit

	Standard Includes	Required to Specify
► Need help? Product details, page 18	• Glass mount hardware kit	Style number

Tip: Kits and accessories are available in case of changing mount types and are not required with purchase of hardware and subscription.

Specification Information

• Style Number	• U.S. Price
NGS01GMK	\$35
:	:

V.I.A. Retrofit Mount Kit

	Standard Includes	Required to Specify
► Need help? Product details, page 18	• V.I.A. retrofit mount kit	Style number

Tip: Kits and accessories are available in case of changing mount types and are not required with purchase of hardware and subscription.

Specification Information

• Style Number	• U.S. Price
NGS01VRMK	\$100
:	:



For Canadian Pricing
Multiply U.S. Price by the Canadian price factor.
► See page 1 for details.

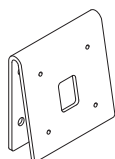
V.I.A. Glass Mount Kit

Tip: Kits and accessories are available in case of changing mount types and are not required with purchase of hardware and subscription.

Standard Includes		Required to Specify
► Need help? Product details, page 18	• V.I.A. glass mount kit	Style number

Specification Information	
Style Number	U.S. Price
NGS01VGMK	\$100

Tilt Bracket



Tip: Kits and accessories are available in case of changing mount types and are not required with purchase of hardware and subscription.

Tip: When ordering the tilt bracket, be sure to order the RoomWizard wall mount as the tilt bracket hole pattern follows that of the RoomWizard wall mount.

Tip: The tilt bracket is recommended for use when installing at an ADA compliant height.

Standard Includes		Required to Specify	
► Need help? Product details, page 18	• Tilt bracket	Style number	

Options	U.S. Price	Required to Specify	
Mounting Options			
• Wall mount	No cost	Specify with wall mount.	
• Glass mount	No cost	Specify with glass mount.	

Specification Information	
Style Number	U.S. Price
NGS01TB	\$49

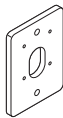


For Canadian Pricing

Multiply U.S. Price by the Canadian price factor.

► See page 1 for details.

RoomWizard II Junction Box-Plate Mounts



Standard Includes		Required to Specify
► Need help? Product details, page 28	• Five RoomWizard II junction box faceplates	Style number

Specification Information	
• Style Number	• U.S. Price
RWJPM	\$87

 **For Canadian Pricing**
Multiply U.S. Price by the
Canadian price factor.
► See page 1 for details.

Understanding and Specifying RoomWizard II

Product Details

RoomWizard II Room Scheduling System	28
--------------------------------------	----

Specifying

RoomWizard II Room Scheduling System	31
RoomWizard II Accessories	32

RoomWizard II Room Scheduling System

RoomWizard II is a web-based room scheduling system with touchscreen display.

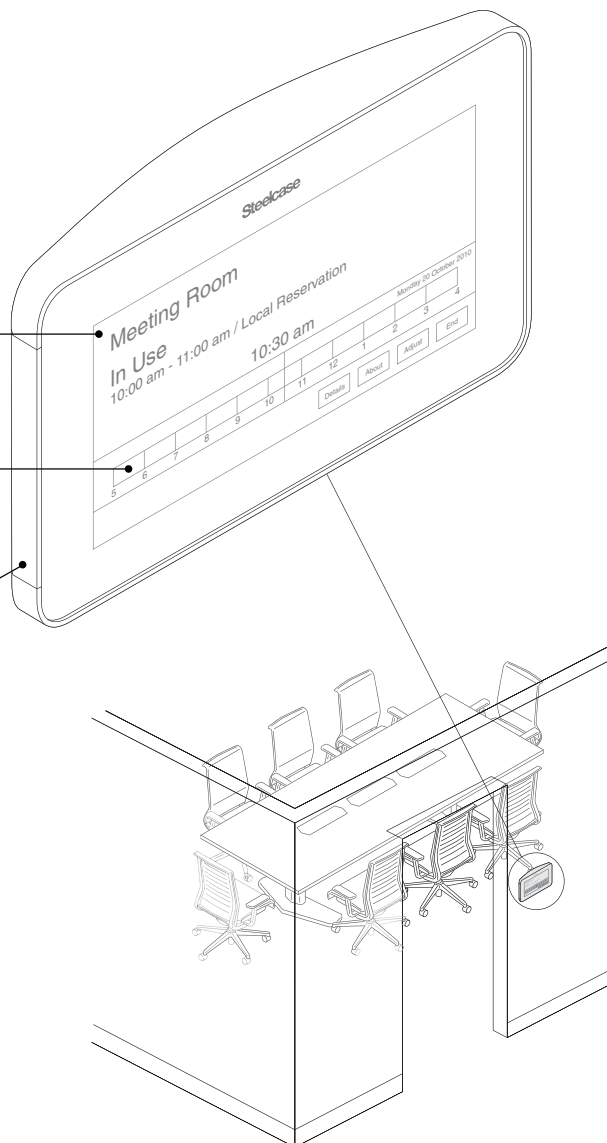
Reserve a room from any networked computer, smart phone, or RoomWizard II device.

RoomWizard II can synchronize with systems like Microsoft Exchange, Lotus Domino servers, Google Apps, and several other third party software systems.

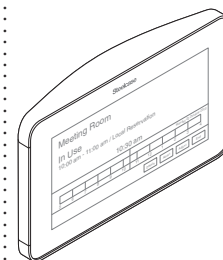
Display of the room's schedule, hostname, meeting purpose, meeting times, room details, and timeline are shown.

Touchscreen allows user to claim a room for an impromptu meeting, adjust meeting time, or end a meeting early.

Status lights are bright red and green which signal a room's availability from a distance.



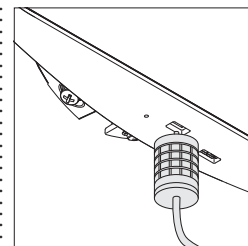
Product Details



RoomWizard II connects to the calendaring system in synchronized mode. To operate in synchronized mode, the synchronization drivers must be purchased separately.

Tip: Firmware may be automatically updated via the RoomWizard Administrative Console.

RoomWizard II screen can be wiped clean by using a microfiber cloth.



Built-in security holes allow RoomWizard II to be secured using a Kensington lock.

Analytics console records room occupancy and reservation patterns, then generates reports to provide insight into space utilization.

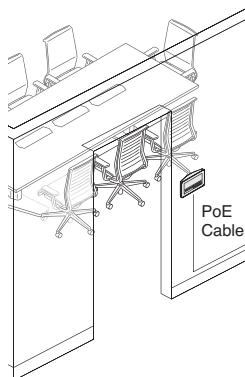
Administrative console manages, configures, and monitors all RoomWizards from a single interface. Both consoles are available for free download on the RoomWizard II support page at www.steelcase.com.

Actual Dimensions

Universal Mount

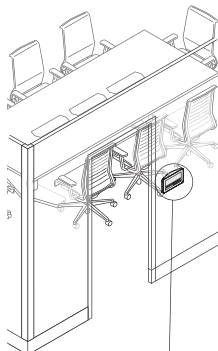
Width	8 1/8"	7 1/2"
Height	5 1/8"	2"
Depth	2 1/4"	1"
Installation depth with mounting bracket	2 1/4"	
Diagonal screen size	7"	
Weight	1 1/4 lb	

Wiring & Cabling

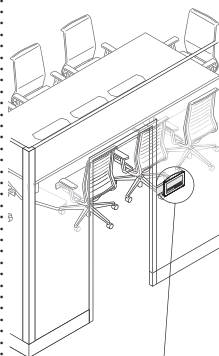


RoomWizard II connects to a network and is powered using Power over Ethernet (PoE). PoE cables run from the PoE switch typically located in the data closet. Industry standards set cable lengths at 100m. Contact your IT department to determine the PoE switch locations.

Mounting Options



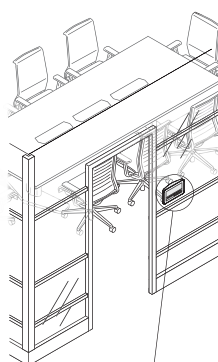
The standard mount comes with each RoomWizard II and allows it to mount directly to hard surfaces.



The universal mount with furniture hardware kit is an option and is used to mount to FrameOne, Post and Beam, and other furniture products.

Mounting RoomWizard II to media:scape does not require a universal mount, so ordering the furniture mount hardware kit separately is recommended for that application.

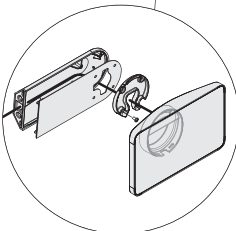
► See page 33



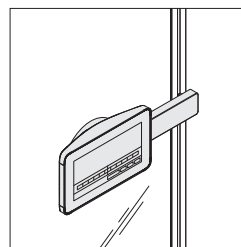
The direct-to-glass mount is an option and includes a vanity plate to visually conceal the hardware. It allows the RoomWizard II to adhere to glass surfaces.

Recommended mounting height is 48" from floor to top of unit.

The junction box plate mounts come in packs of five and are used to mount RoomWizard II to junction box plates.



The universal mount is an option and is used to mount to architectural mullions. It can also work for glass wall applications.



The V.I.A. mounting bracket is an option that allows RoomWizard to be mounted directly onto Steelcase V.I.A. captured glass frames. This option will require the PoE cable to be run from the floor to the RoomWizard.

For the PoE cable to be run from the RoomWizard to the floor, it can be routed through the post in the V.I.A. wall. Cable diameters up to standard Cat 6 are supported. The maximum diameter for an ethernet cable is 1/4" thick.

When mounting the RoomWizard to V.I.A. provide enough clearance for V.I.A. sliding doors. When positioned on double glazed assemblies, the RoomWizard should be mounted to Side A of the glass frame. RoomWizard can be mounted to solid V.I.A. skins using the standard mount.

For single glazed V.I.A. wall installations, the V.I.A. mount can only be used if the glass is flush with the corridor side of the wall. Otherwise, the standard RoomWizard glass mount is recommended.

► Refer to the *V.I.A. Specification Guide* for further application details.

Specifications

Specifications

- Touchscreen: capacitive touchscreen
- Size: 7" diagonal
- Aspect ratio: 16:9
- Resolution: 800 x 430 WVGA
- Color depth: 16M colors
- Memory: 4Gb

Ethernet

- 10BaseT/100BaseTX, DHCP, IEEE 802.3U & 802.3af compliant

Power Requirements

- Power over Ethernet: 802.3af & 802.3at compliant

Environmental

- Temperature: +5° to +40°C
- Humidity: 5% to 90% RH, Non condensing

Weight

- 1 1/4 lb

Certifications

- FCC Class A, UL, CE, EMC / EMI, RoHS

Resources

Downloadable

materials available at village.steelcase.com/products

- RW Installation and Operation Guide
- System Manager Guide
- Instructions for Lotus Domino Connector Installation
- Instructions for Microsoft Exchange Connector Installation
- User Guide for Synchronized Mode

Downloadable materials

available at www.steelcase.com

RoomWizard II Support:

- Analytics Console
- Administrative Console

The Google Apps

connector connects a customer's RoomWizard to Google calendars. Conference rooms outfitted with RoomWizard can be reserved through Google calendar or the RoomWizard itself. For a flat annual cost, customers can connect unlimited RoomWizards to the service. Customers can order the software at www.rwcloudconnector.com or through a dealer.

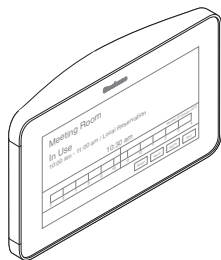
Available for immediate download at

store.steelcase.com:

- Microsoft Exchange Online and On-Premise Connector Package
- Lotus Domino Synchronization Package

Microsoft Exchange Online and On-Premise Connector Package

enables customers to connect their RoomWizards to Microsoft Exchange. It is designed for organizations concerned about the capacity of their Exchange system. This version of the connector operates with a push architecture which limits the stress the RoomWizard device places on the Exchange system.



Tip: Plan for cable routing prior to installation.

Tip: Both universal mounting bracket and direct-to-glass mounting bracket work for glass wall applications.

► See understanding section for more information.

Tip: When using RoomWizard in conjunction with V.I.A. captured glass frames, use the V.I.A. mounting bracket.

Tip: Remember to provide enough clearance for V.I.A. sliding doors.

	Standard Includes	Required to Specify
► Need help? Product details, page 28	<ul style="list-style-type: none"> RoomWizard II appliance RoomWizard II operating system Standard mount Installation and operation guide Standard 3 year warranty 	1 Style number 2 Options, if selected (see below)

	Options	U.S. Price	Required to Specify
Mounting Options	<ul style="list-style-type: none"> Universal mounting bracket Direct-to-glass mounting bracket V.I.A. mounting bracket Universal mounting bracket with furniture hardware kit 	+\$181 +\$181 +\$181 +\$332	Specify with universal mounting bracket. Specify with direct-to-glass mounting bracket. Specify with V.I.A. mount. Specify with universal mounting bracket with furniture hardware kit.

Specification Information

Style Number	U.S. Base Price
RW20 X10/21	\$2562

RoomWizard II



For Canadian Pricing

Multiply U.S. Price by the Canadian price factor.

► See page 1 for details.

X10/21 = Last order entry
October 17, 2021 or
as supplies last

RoomWizard II Accessories

Lotus Domino Synchronization Package **10/21**

Tip: An email with a download link and license key will be sent after purchase.

Standard Includes	Required to Specify
<ul style="list-style-type: none"> ▶ Need help? Product details, page 28 • RoomWizard II driver software for synchronizing with Lotus Domino • Technical support by means of a WebEx session to assist client IT personnel in installation of the synchronization driver 	Style number

Specification Information

• Style Number	• U.S. Price
DTPRWS01 10/21	\$2024

Microsoft Exchange Online and On-Premise Connector **10/21**

Tip: Order this synchronization package when connecting RoomWizard II to Microsoft Exchange Online and On-Premise services.

Tip: An email with a download link and license key will be sent after purchase.

Standard Includes	Required to Specify
<ul style="list-style-type: none"> ▶ Need help? Product details, page 28 • RoomWizard II driver software connector and license for synchronizing with Microsoft Exchange Online and On-Premise services. • Technical support by means of a WebEx session to assist client IT personnel in installation of the synchronization 	Style number

Specification Information

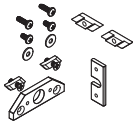
• Style Number	• U.S. Price
DTPRWS03 10/21	\$2024



For Canadian Pricing
Multiply U.S. Price by the Canadian price factor.
▶ See page 1 for details.

10/21 = Last order entry
October 17, 2021 or
as supplies last

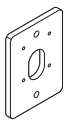
Furniture Mount Hardware Kit



Tip: Order this kit when mounting RoomWizard II to media:scape.

Standard Includes		Required to Specify
▶ Need help? Product details, page 28	• Furniture mount hardware kit	Style number
Specification Information		
• Style • Number •	• U.S. • Price •	
RW20FMK	\$151	

RoomWizard II Junction Box-Plate Mounts



Standard Includes		Required to Specify
▶ Need help? Product details, page 28	• Five RoomWizard II junction box faceplates	Style number
Specification Information		
• Style Number	• U.S. Price	
RWJPM	\$87	



For Canadian Pricing

Multiply U.S. Price by the Canadian price factor.

▶ See page 1 for details.


Understanding and Specifying media:scape Tables

Statement of Line	36	Specifying, continued	
Product Details		Video Conferencing Components	92
media:scape Tables	40	Electronics	94
media:scape TeamStudio	42	media:scape Digital Upgrade Package Standard	96
media:scape Table – Wiring and Cabling	44	media:scape Digital Upgrade Package Lite	98
media:scape Table – Data Cable Routing	47	media:scape PUCKs	99
Under the Hood – media:scape Table with Large (8x4) Switcher	48	Steelcase Application Server and media:scape Manager License	100
Under the Hood – media:scape Table with Small (4x2) Switcher	49		
Under the Hood	50		
Dimensions – media:scape Tables	54		
media:scape Features Comparison	56		
media:scape Display Recommendations	57		
Wall-Mounted Shrouds	58		
Dimensions – media:scape Wall-Mounted Shrouds	60		
Dimensions – media:scape Wall-Mounted Shroud Weights	62		
Camera Ledges	64		
CODEC Cases	65		
media:scape PUCKs	66		
media:scape Table – Electronic Package Options	68		
Specifying			
Lounge-Height Tables	70		
Desk-Height Tables	74		
Stool-Height Tables	80		
media:scape Table – Pricing Matrix	87		
Seismic Anchor Brackets	88		
Wall-Mounted Shrouds	90		

Statement of Line

media:scape Tables

Lounge-Height Tables




Small D-Shaped Lounge-Height Table with Attached Totem

Understanding

► Page 40

Specifying

► Page 70



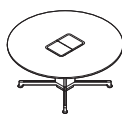
Pear-Shaped Lounge-Height Table with Attached Totem

Understanding

► Page 40

Specifying

► Page 70



Round Lounge-Height Table

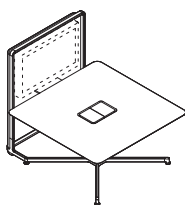
Understanding

► Page 40

Specifying

► Page 70

Desk-Height Tables



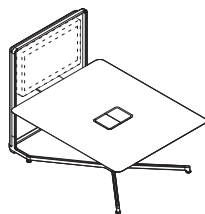
Square Desk-Height Table with Attached Totem

Understanding

► Page 40

Specifying

► Page 74




Rectangular Desk-Height Table with Attached Totem

Understanding

► Page 40

Specifying

► Page 74



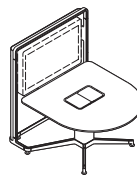
Pear-Shaped Desk-Height Table with Attached Totem

Understanding

► Page 40

Specifying

► Page 74




Small D-Shaped Desk-Height Table with Attached Totem

Understanding

► Page 40

Specifying

► Page 74




Medium D-Shaped Desk-Height Table with Attached Totem

Understanding

► Page 40

Specifying

► Page 74



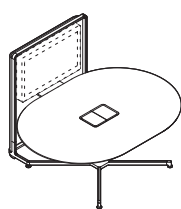
Large D-Shaped Desk-Height Table with Attached Totem

Understanding

► Page 40

Specifying

► Page 74




Capsule Desk-Height Table with Attached Totem

Understanding

► Page 40

Specifying

► Page 74



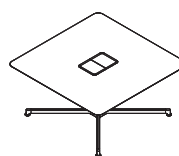
Offset Desk-Height Table with Attached Totems

Understanding

► Page 40

Specifying

► Page 74



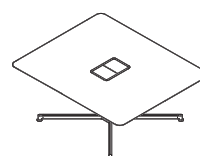
Square Desk-Height Table

Understanding

► Page 40

Specifying

► Page 74



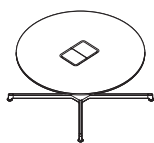
Rectangular Desk-Height Table

Understanding

► Page 40

Specifying

► Page 74



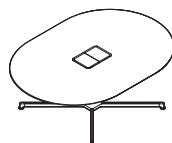
Round Desk-Height Table

Understanding

► Page 40

Specifying

► Page 74



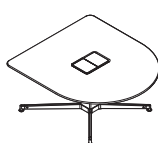
Capsule Desk-Height Table

Understanding

► Page 40

Specifying

► Page 74




Medium D-Shaped Desk-Height Table

Understanding

► Page 40

Specifying

► Page 74



Large D-Shaped Desk-Height Table

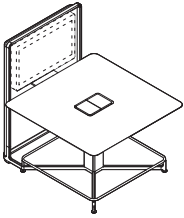
Understanding

► Page 40

Specifying

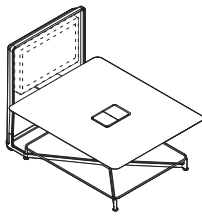
► Page 74

Stool-Height Tables




Square Stool-Height Table with Attached Totem

Understanding
 ▶ Page 40
 Specifying
 ▶ Page 80




Rectangular Stool-Height Table with Attached Totem

Understanding
 ▶ Page 40
 Specifying
 ▶ Page 80



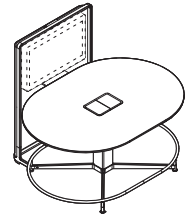
Medium D-Shaped Stool-Height Table with Attached Totem

Understanding
 ▶ Page 40
 Specifying
 ▶ Page 80



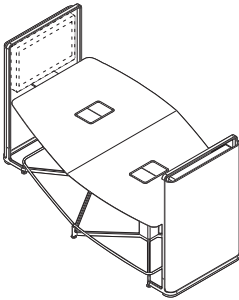
Large D-Shaped Stool-Height Table with Attached Totem

Understanding
 ▶ Page 40
 Specifying
 ▶ Page 80



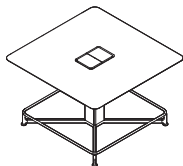
Capsule Stool-Height Table with Attached Totem

Understanding
 ▶ Page 40
 Specifying
 ▶ Page 80



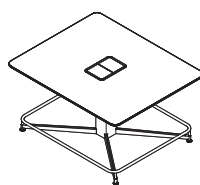
Offset Stool-Height Table with Attached Totem

Understanding
 ▶ Page 40
 Specifying
 ▶ Page 80



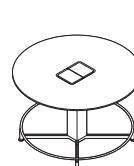
Square Stool-Height Table

Understanding
 ▶ Page 40
 Specifying
 ▶ Page 80



Rectangular Stool-Height Table

Understanding
 ▶ Page 40
 Specifying
 ▶ Page 80



Round Stool-Height Table

Understanding
 ▶ Page 40
 Specifying
 ▶ Page 80



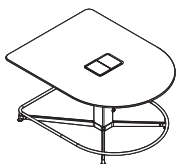
Capsule Stool-Height Table

Understanding
 ▶ Page 40
 Specifying
 ▶ Page 80



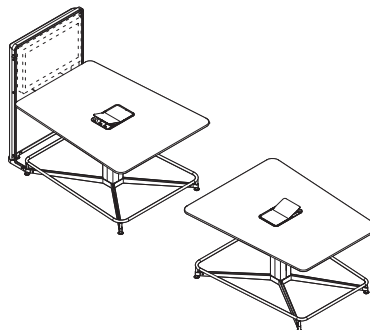
Medium D-Shaped Stool-Height Table

Understanding
 ▶ Page 40
 Specifying
 ▶ Page 80



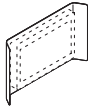
Large D-Shaped Stool-Height Table

Understanding
 ▶ Page 40
 Specifying
 ▶ Page 80

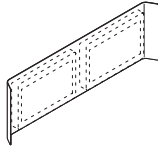


TeamStudio Table

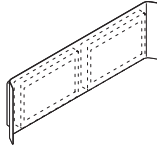
Understanding
 ▶ Page 42
 Specifying
 ▶ Page 86



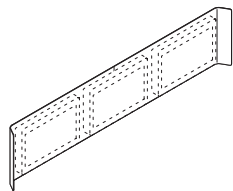
**Wall-Mounted
Single Monitor
Shroud**



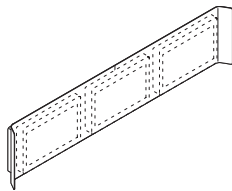
**Wall-Mounted Dual
Monitor Shroud**



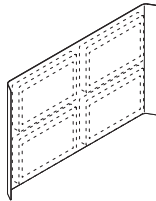
**Wall-Mounted Dual
Monitor Shroud
with CODEC Case**



**Wall-Mounted
Triple Monitor
Shroud**



**Wall-Mounted
Triple Monitor
Shroud with
CODEC Case**



**Wall-Mounted
Quad Monitor
Shroud**

Understanding
▶ Page 58
Specifying
▶ Page 90

Wall-Mounted Shrouds

	32"	42"	46"	55"	65"
Single Monitor Shroud	•	•	•	•	•
Dual Monitor Shroud	•	•	•	•	•
Dual Monitor Shroud with CODEC Case		•	•		
Triple Monitor Shroud	•	•	•	•	•
Triple Monitor Shroud with CODEC Case		•	•		
Quad Monitor Shroud	•	•			

Camera Ledges



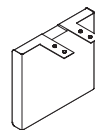
**Shroud-Mounted
Camera Ledge**

Understanding
▶ Page 64
Specifying
▶ Page 93



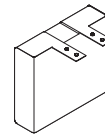
**Totem-Mounted
Camera Ledge**

Understanding
▶ Page 64
Specifying
▶ Page 93



2 1/2" CODEC Case

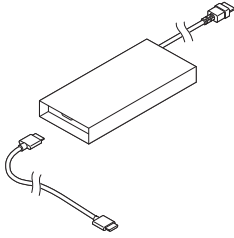
Understanding
▶ Page 65
Specifying
▶ Page 93



5 1/2" CODEC Case

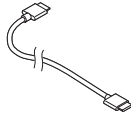
Understanding
▶ Page 65
Specifying
▶ Page 93

Electronics



Scaler

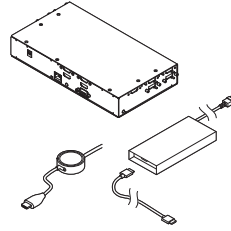
Understanding
 ▶ Page 44
 Specifying
 ▶ Page 94



HDMI Cables

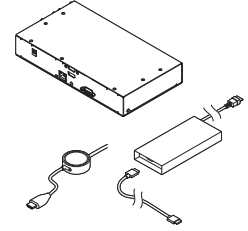
Understanding
 ▶ Page 44
 Specifying
 ▶ Page 94

media:scape Digital Upgrade Packages



Digital Upgrade Package Standard

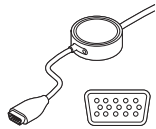
Understanding
 ▶ Page 52
 Specifying
 ▶ Page 96



Digital Upgrade Package Lite

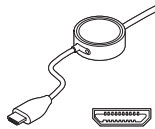
Understanding
 ▶ Page 52
 Specifying
 ▶ Page 98

media:scape PUCKs



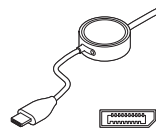
VGA

Understanding
 ▶ Page 66
 Specifying
 ▶ Page 99



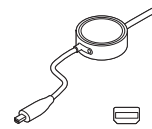
HDMI

Understanding
 ▶ Page 66
 Specifying
 ▶ Page 99



DisplayPort

Understanding
 ▶ Page 66
 Specifying
 ▶ Page 99



mini DisplayPort

Understanding
 ▶ Page 66
 Specifying
 ▶ Page 99

media:scape Tables

media:scape tables

support small team, collaborative meeting spaces. The tables are offered in three heights to facilitate collaborative work in multiple postures. They allow users to share information through integrated technologies displays and facilitate a seamless flow of information during meetings.

► Specifying, page 70

media:scape tables

are available in three table heights: 23"H lounge-height, 28½"H desk-height, and 38"H stool-height. Surfaces are 1⅜" thick with a wood core and are supported by a column structure. All surfaces are available in laminate or veneer and come standard with a knife edge.

Lounge-height tables

are available in three shapes: round, D-shaped, and pear. The D-shaped and pear tables include a totem.

Desk-height and stool-height tables

are available in ten shapes: square, rectangular, pear, round, small D-shaped, medium D-shaped, large D-shaped, capsule, offset, and TeamStudio (stool-height only). All are offered with an attached totem, except round.

Offset tables have a two-piece top which comes standard with two totems, one on each end of the table.

Totem is available in three finishes. Totems may be attached to all media:scape tables except round. The totem supports one flat screen monitor with an option to support two. An infill must be specified and is available in painted aluminum.

Surfaces are available in both laminate and veneer.

Monitors must be CEC compliant when a switcher is included in the application. It is recommended that the monitor be commercial grade or equivalent. In order to integrate with media:scape power management features, the displays must recognize whether or not a signal is being sent to them.
► See page 57 for display recommendations.

The number of scalars provided match the number of displays selected when specifying.

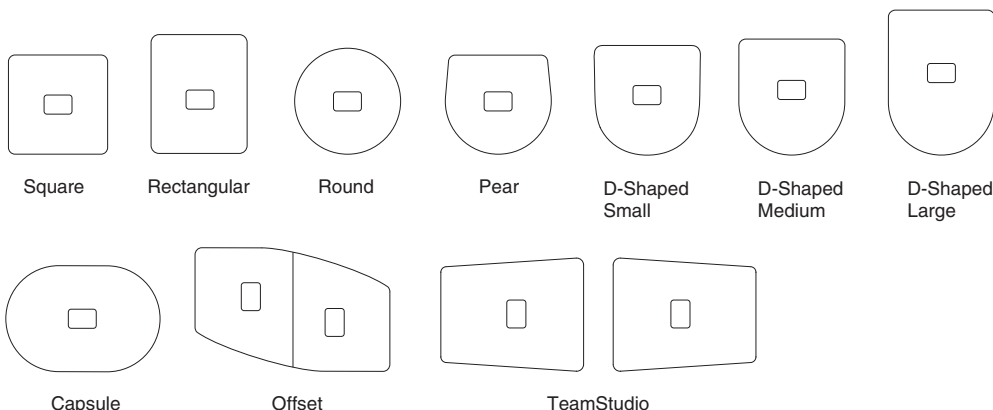
Media well houses power receptacles, data ports, a power button, PUCKs, and has a hinged cover.

PUCK (*Personal User Control Key*) enables the seamless flow of information between team members.
► See page 66

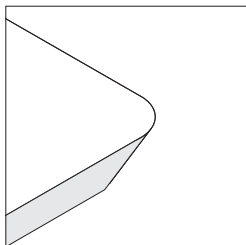
Base is available in three finishes and includes a column and legs. A stainless steel foot ring is standard on the stool-height tables.

Glides provide 1" of adjustment for leveling.

Profile surfaces have a 3 mm edge banding along all sides.

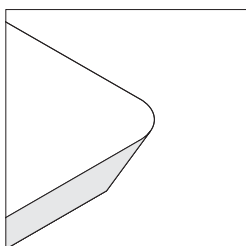


Product Details

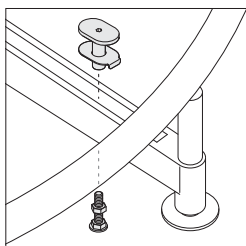


Laminate surface edges are plastic and finish selection is available.

► See *Recommended Surface Edge Finishes*, page 190, for recommendations.



Veneer surface edges are veneer and match the top surface.



Seismic anchor brackets secure the media:scape leg to the floor in seismic zones or in settings that need to be permanently attached to the floor.

Brackets are ordered separately in a package of two (two packages should be ordered per table).

► See page 88.

To secure a monitor to media:scape, a locking mechanism can be ordered from an external supplier such as PDR (pdrmounts.com/pdr2/) model number PDM-0108.

Steelcase Maintenance Agreement

media:scape tables

include options for a one, two, or three year Steelcase maintenance agreement featuring an enhanced support system that provides:

- software/firmware enhancements
- prioritized technical support
- expedited shipping for hardware replacements

media:scape Manager

media:scape manager is a web-based software application that enables IT administrators to easily configure and monitor their media:scape system remotely. With media:scape manager, changes can be made without the need for expensive programming or on-site resources. Systems can be accessed with the touch of a button from wherever the user is located.

media:scape manager requires a license key which may be requested at no cost by media:scape customers with active maintenance agreements. Customers with expired maintenance agreements may purchase their license key.

► Specifying, page 100

Power and Data

Power is included.

Wires can be housed in the column media well.

Data:

media:scape switcher must be connected to an Ethernet network cable in order to support media:scape manager. End user accessible network cables can be connected within the media:scape media well for end users who require a physical network connection.

Surface Materials

Surface

- Laminate
- Wood veneer

Edge

- Plastic – laminate surfaces
- Wood veneer – wood veneer surfaces

Base

- Paint

Column

- Painted to match base

Media well covers

- Painted to match base

Totem frame

- Painted to match base

Totem infill

- Painted aluminum

Foot ring

- Stainless steel

media:scape TeamStudio

media:scape

TeamStudio is designed for active project teams collaborating on video. The tables are offered in stool-height to optimize for video sight lines and for multiple work modes. media:scape TeamStudio facilitates the sharing of both digital and analog information, while amplifying project team collaboration for both sides of the video conference.

► Specifying, page 86

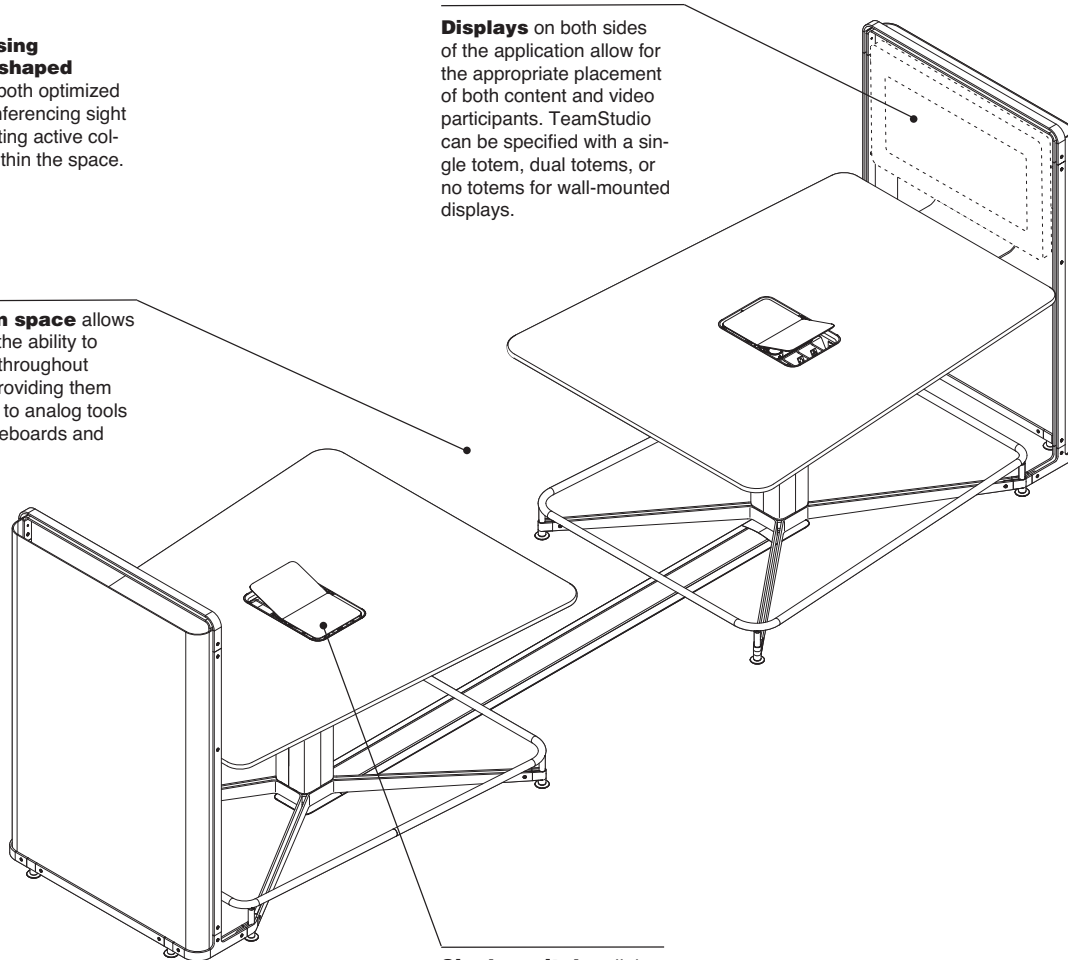
Two opposing trapezoid-shaped

tables are both optimized for video conferencing sight lines, promoting active collaboration within the space.

Circulation space allows participants the ability to move freely throughout the space, providing them easy access to analog tools such as whiteboards and flipcharts.

Displays on both sides of the application allow for the appropriate placement of both content and video participants. TeamStudio can be specified with a single totem, dual totems, or no totems for wall-mounted displays.

Single switcher links the two tables to act as a single media:scape table. PUCKs from either table can be used to share to the media:scape displays.



Product Details

Extension cables for media:scape TeamStudio are provided and can be routed through the floor (raised floor or cored) or via a cable track from an external supplier such as Connectrac model 3.7 In-carpet or On-floor Wireway (www.connectrac.com). The overall length of the cable track should be at least 116".

CODEC case and camera ledge should be specified to accommodate video conferencing applications.

Steelcase Maintenance Agreement

media:scape TeamStudio includes options for a one, two, or three year Steelcase maintenance agreement featuring an enhanced support system that provides:

- software/firmware enhancements
- prioritized technical support
- expedited shipping for hardware replacements

media:scape Manager

media:scape manager is a web-based software application that enables IT administrators to easily configure and monitor their media:scape system remotely. With media:scape manager, changes can be made without the need for expensive programming or on-site resources. Systems can be accessed with the touch of a button from wherever the user is located.

media:scape manager requires a license key which may be requested at no cost by media:scape customers with active maintenance agreements. Customers with expired maintenance agreements may purchase their license key.

► Specifying, page 100

media:scape Table — Wiring and Cabling

Attached Display

Tip: This diagram includes a switcher and physical PUCKs.

Scaler insures consistent image resolution to the displays.

Media well stores PUCKs when not in use and provides power receptacles. Data ports can be added if desired.
► See page 47

The switcher connects to the PUCKs, and controls which user's laptop content is shown on the display(s). Up to four displays, either monitors or projectors, can be accommodated.

The switcher sends the signal to the scaler through the HDMI cable.

A 7' power cord exits the base of the column and can be plugged into the floor or wall.

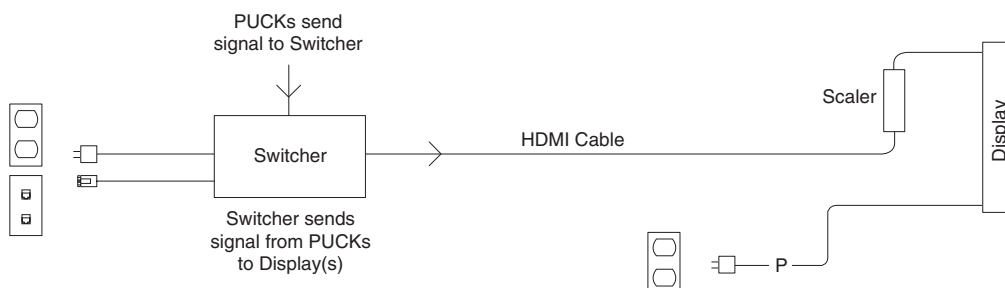
An Ethernet network cable must be connected to the media:scape switcher in order to enable media:scape manager.

For power management, the media:scape setting will automatically go into standby mode when media:scape is not in use. The system can be reactivated by simply connecting a device to one of the PUCKs.

PUCK (Personal User Control Key) plugs into the user's laptop and allows them to send their content to the display by touching an illuminated display number. PUCKs are available in VGA, HDMI, DisplayPort, and mini DisplayPort connectors.

HDMI cable receives information from the switcher and sends that information to the scaler.

Sequence



Legend

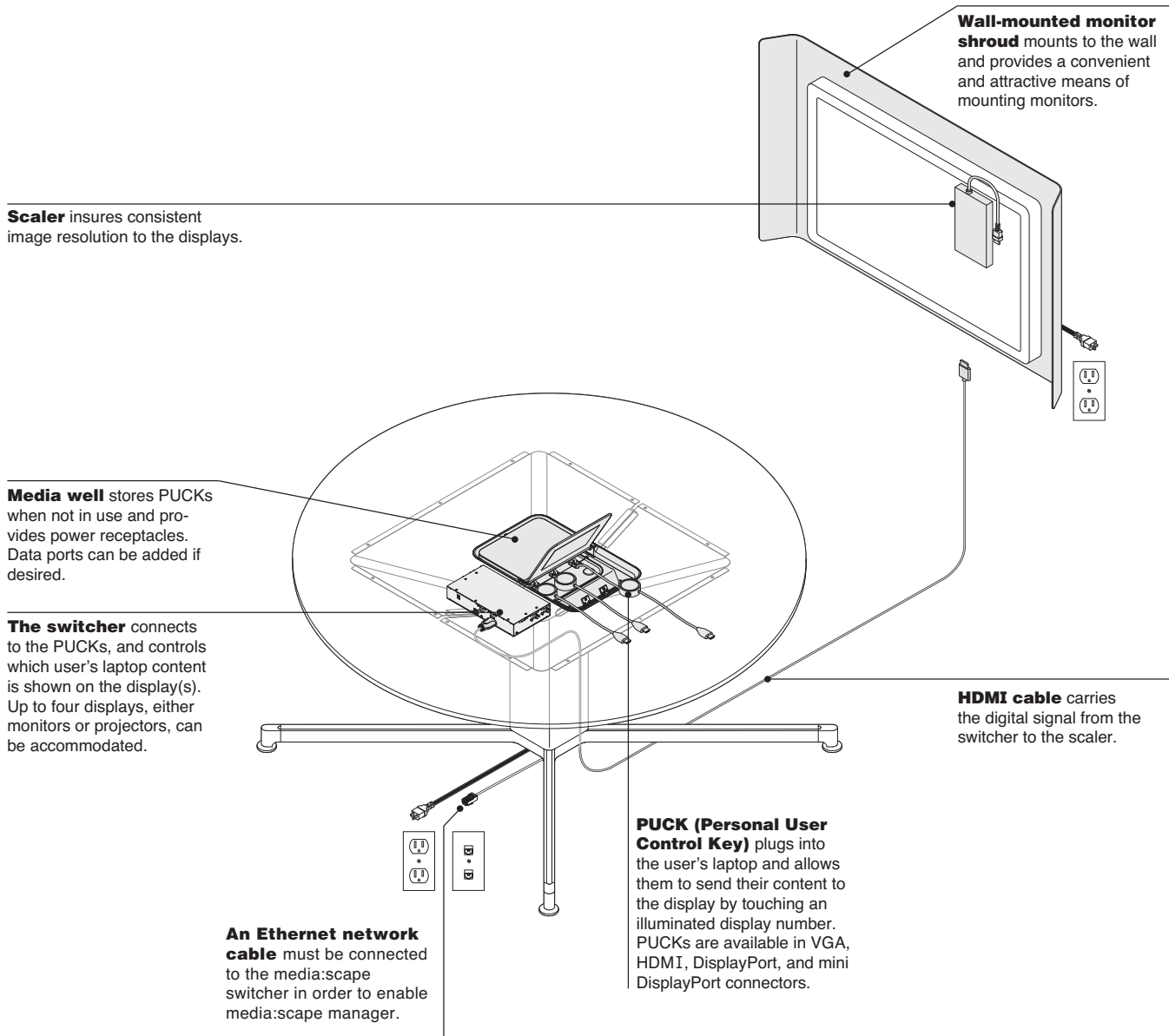
P = Power

media:scape Table — Wiring and Cabling


Detached Display

Tip: This diagram includes a switcher and physical PUCKs.

media:scape Table —
Wiring and Cabling



Sequence



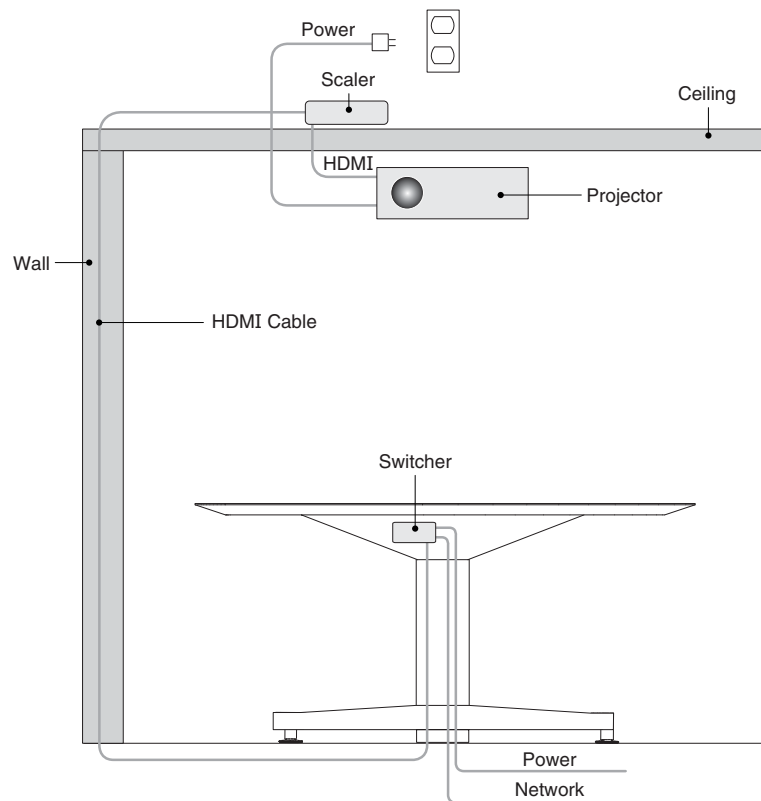
Legend

P = Power

media:scape Table — Wiring and Cabling

With Projector

Tip: This diagram includes a switcher and physical PUCKs.

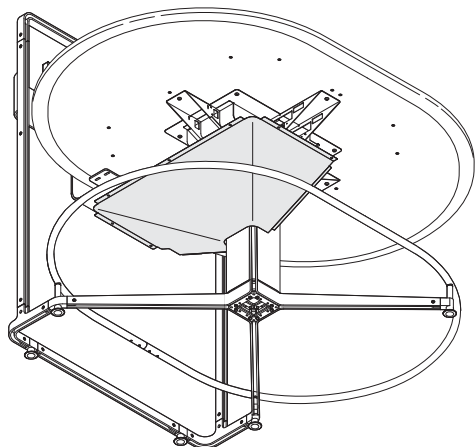


media:scape Table — Data Cable Routing

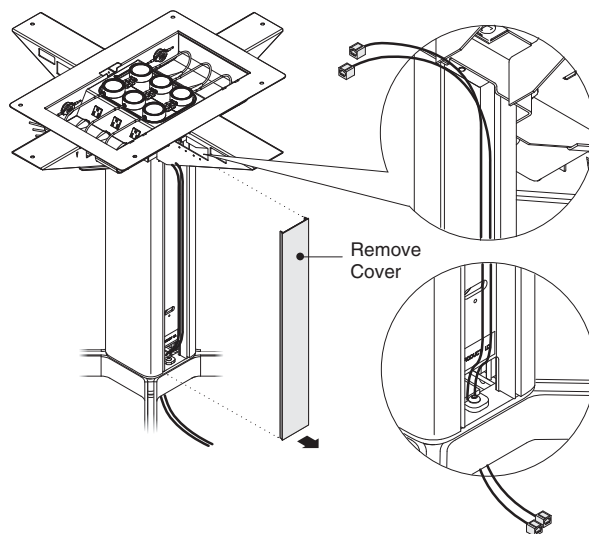
media:scape Table —
Data Cable Routing

Data cables can be routed up through the column and connected to the data jacks housed in the media well.

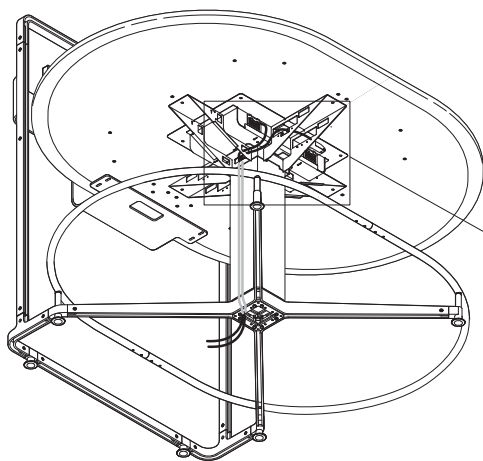
An Ethernet network cable must be connected to the media:scape switcher in order to enable media:scape manager.



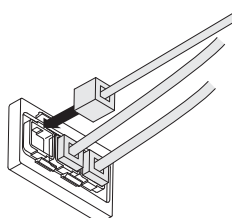
1. Remove covers.



2. Route cables.

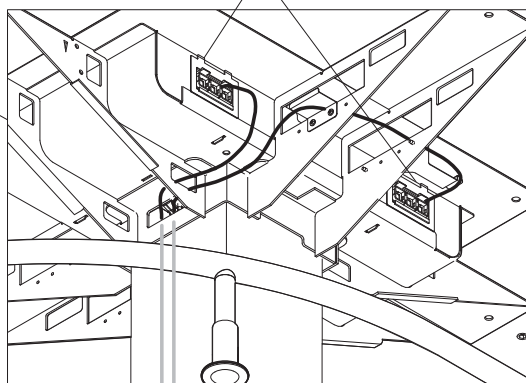


3. Plug in data cables.



CommScope black faceplates
M13C-003 (included)

Tip: The faceplates can be removed and replaced with other standard faceplates. The faceplate opening size is 1.38"H x 2.71"W.

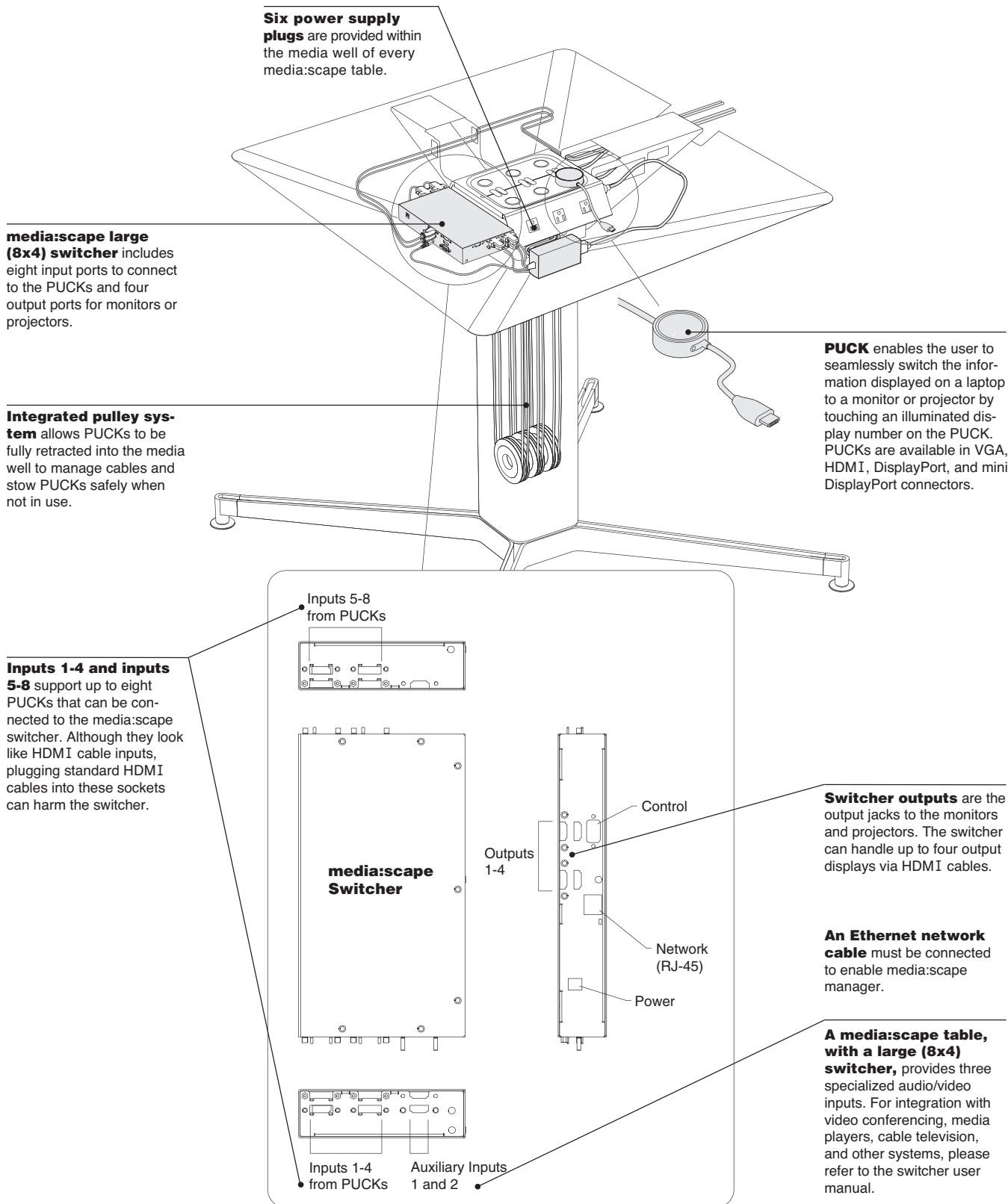


media:scape - well

4. Replace covers.

Under the Hood — media:scape Table with Large (8x4) Switcher

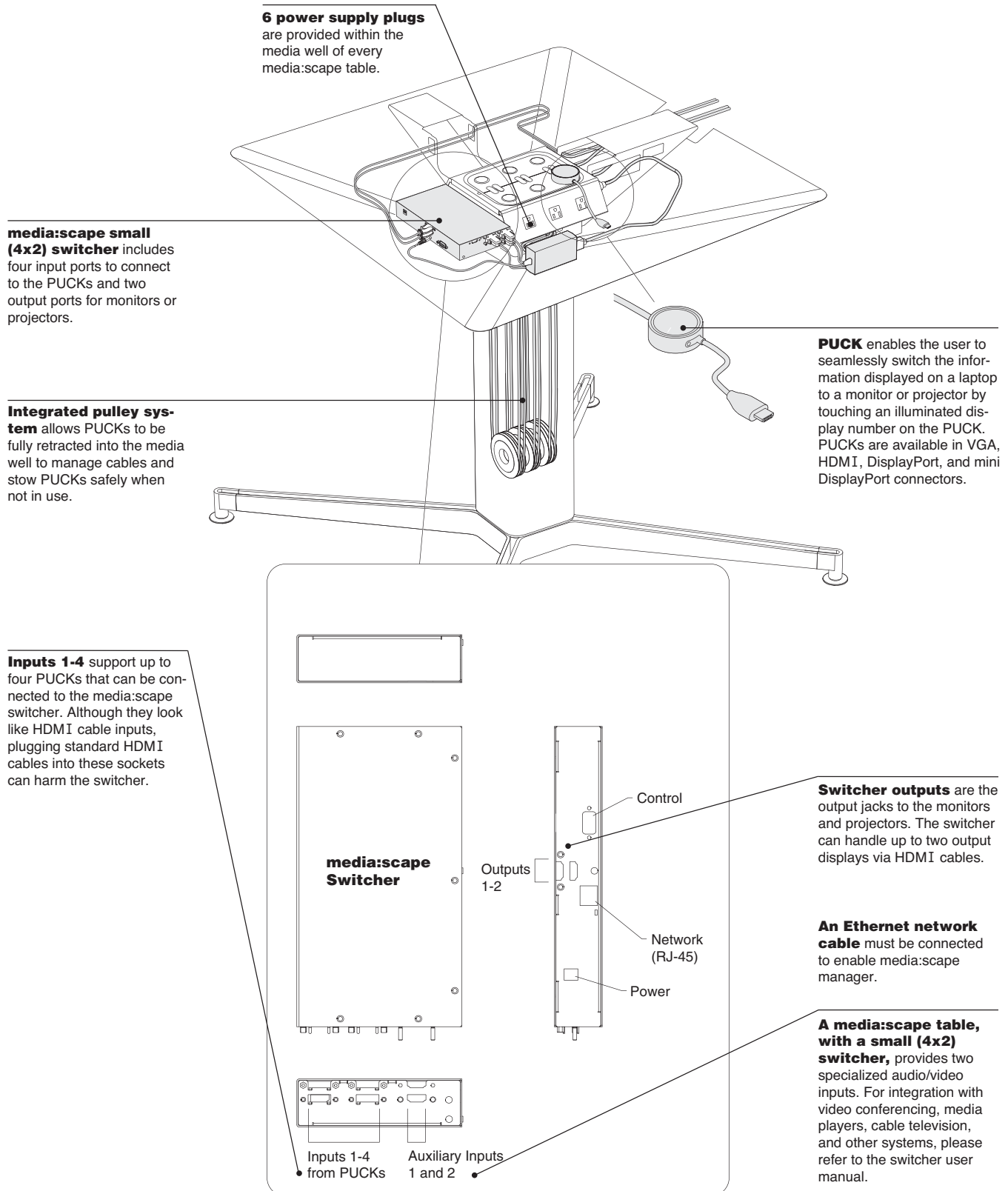
Tip: This diagram includes a switcher and physical PUCKs.



Under the Hood — media:scape Table with Small (4x2) Switcher

Under the Hood —
media:scape Table with
Small (4x2) Switcher

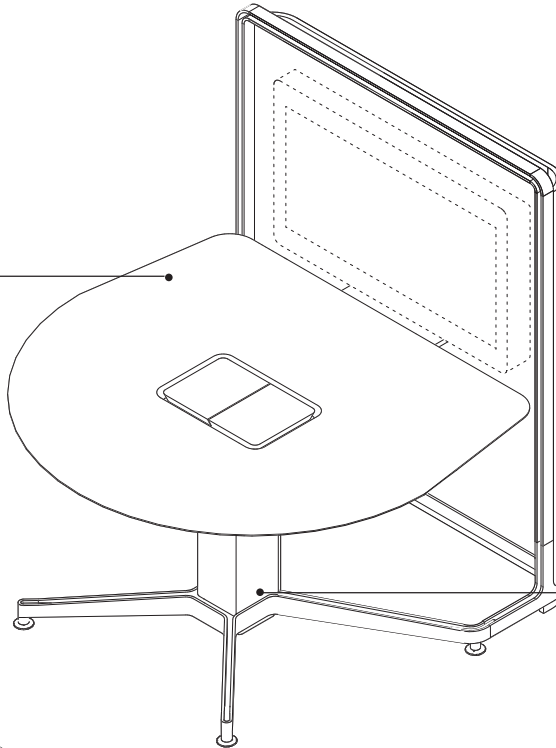
Tip: This diagram includes a switcher and physical PUCKs.



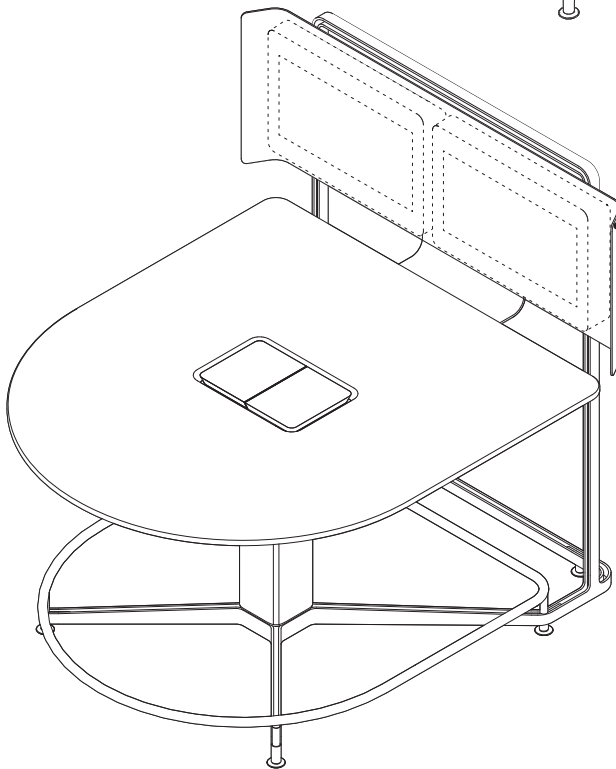
Under the Hood

Tip: This diagram includes a switcher and physical PUCKs.

A single monitor table with totem should be specified with a 40" to 42" diagonal screen dimension for optimal viewing. The inside dimension of the totem from above the table top to the underside of the totem is 28½"H, and the internal width between the two sides of the totem is 47½"W.

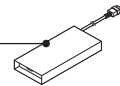


A 7' power cord exits the base of the column and can be plugged into the floor or wall.



For dual monitor solutions with a totem, a shroud is supplied to which 43" monitors can be attached.

A scaler is standard with each table. Additional scalers and HDMI cables should be specified for each additional monitor, projector, and/or CODEC.



media:scape hosts video conferencing solutions in two ways:

- 1. Using a webcam with a laptop** in combination with a collaborative software program.
- 2. Using a video conference system** that plugs into the media:scape switcher input number 9; allowing laptop information to be shared when collaborating between local and remote sites.

Tip: An additional HDMI cable and scaler is needed to host a video conferencing system.

media:scape Digital Upgrade Packages

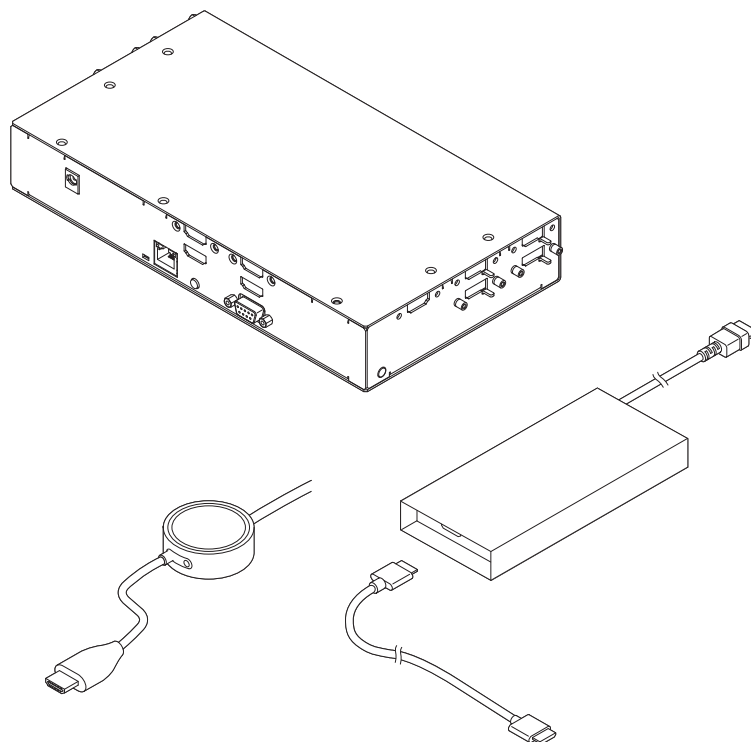
media:scape digital upgrade packages allow customers to upgrade to the newest media:scape digital technology components. These packages can be used for existing analog or digital out-of-warranty customers, and by customers who wish to retrofit a media:scape TC table to include technology. The digital upgrade packages include everything necessary to upgrade a media:scape table.

There are three versions available:

1. Digital upgrade package standard – the standard version includes an 8x4 switcher with two, four, six, or eight PUCKs and one, two, three, or four displays.
2. Digital upgrade package lite – a smaller scale version of the upgrade that includes a 4x2 switcher with two or four PUCKs and one or two displays.

The packages also include maintenance agreement options.

► Specifying, pages 96–98



Product Details

Digital upgrade package standard includes:

- 8x4 Digital switcher – 1
- Physical PUCKs – 2, 4, 6, or 8
- Digital scaler and HDMI cable(s) – 1 or 2
- Steelcase maintenance agreement – one, two, or three years

Digital upgrade package lite includes:

- 4x2 Digital switcher – 1
- Physical PUCKs – 2 or 4
- Digital scaler and HDMI cable(s) – 1 or 2
- Steelcase maintenance agreement – one, two, or three years

Tip: HDMI monitor extension cables are intended for use with attached totem applications. For wall mounted monitor applications, HDMI monitor extension cables will need to be specified separately.

Tip: One of the new features of media:scape digital is the ability to connect the switcher to the network. This is important to implement, as it enables media:scape manager. Before installing a media:scape digital system, run an Ethernet network cable to the location.

Steelcase Maintenance Agreement

media:scape digital upgrade packages

include options for a one, two, or three year Steelcase maintenance agreement featuring an enhanced support system that provides:

- software/firmware enhancements
- prioritized technical support
- expedited shipping for hardware replacements

media:scape Manager

media:scape manager

is a web-based software application that enables IT administrators to easily configure and monitor their media:scape system remotely. With media:scape manager, changes can be made without the need for expensive programming or on-site resources. Systems can be accessed with the touch of a button from wherever the user is located.

media:scape manager

requires a license key which may be requested at no cost by media:scape customers with active maintenance agreements. Customers with expired maintenance agreements may purchase their license key.

► Specifying, page 100

Dimensions

media:scape Tables

• Features	• Overall Width	• Overall Length	• Table Width	• Table Length	• Table Height	• Totem Width	• Totem Height	• Totem Canopy Height
------------	-----------------	------------------	---------------	----------------	----------------	---------------	----------------	-----------------------

media:scape Tables

Lounge-Height Tables

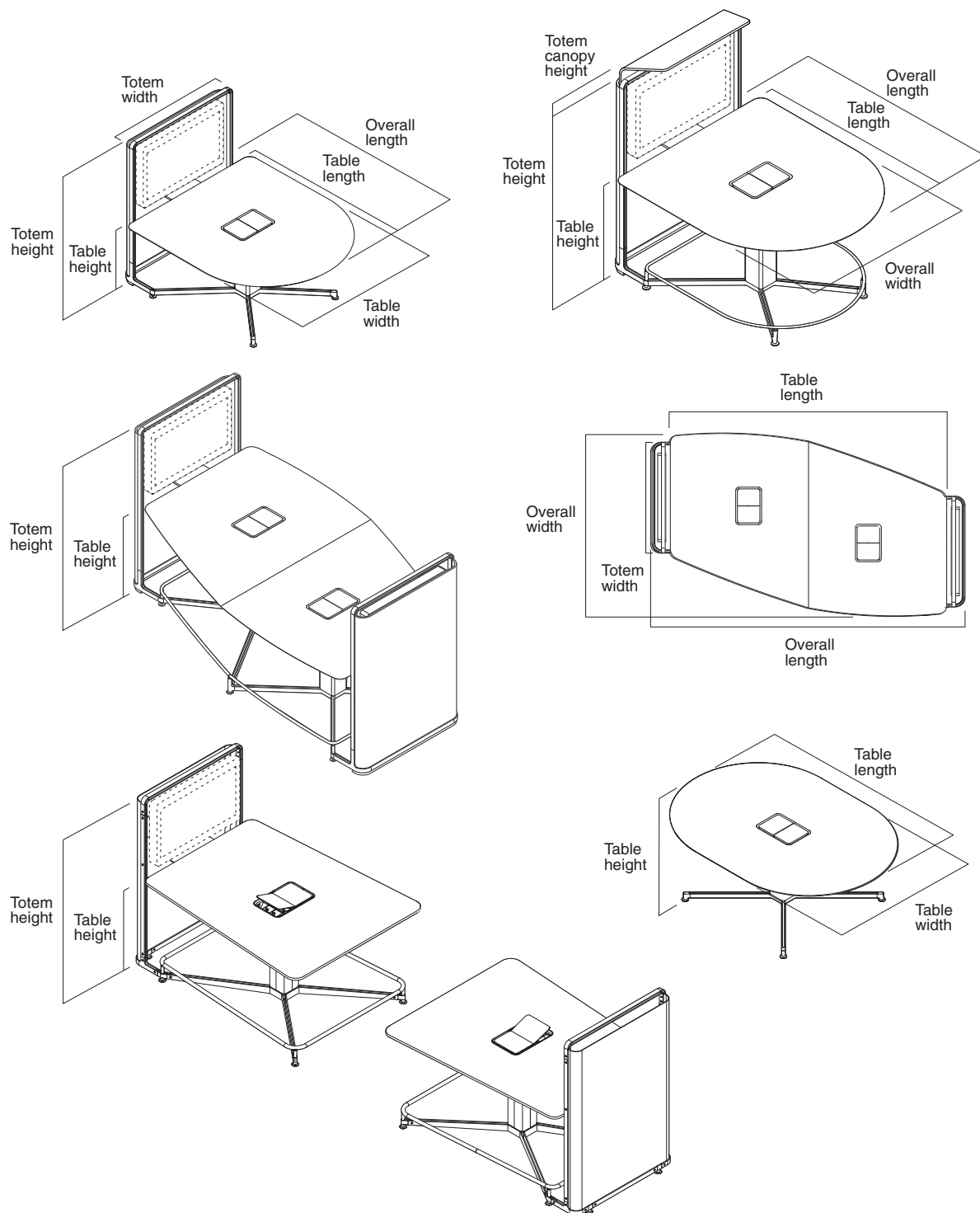
Round	54"	N.A.	54"	54"	23"	N.A.	N.A.	N.A.
Small D-Shaped, attached totem	50"	58"	48"	51"	23"	50"	53"	61"
Pear, attached totem	54"	61"	54"	54"	23"	50"	53"	61"

Desk-Height Tables

Square	60"	N.A.	60"	60"	29"	N.A.	N.A.	N.A.
Square, attached totem	60"	67"	60"	60"	29"	50"	59"	67"
Rectangle	60"	N.A.	60"	72"	29"	N.A.	N.A.	N.A.
Rectangle, attached totem	60"	79"	60"	72"	29"	50"	59"	67"
Round	60"	N.A.	60"	60"	29"	N.A.	N.A.	N.A.
Pear, attached totem	54"	61"	54"	54"	29"	50"	59"	67"
Small D-Shaped, attached totem	50"	58"	48"	51"	29"	50"	59"	67"
Medium D-shaped, attached totem	60"	73"	60"	66"	29"	50"	59"	67"
Large D-shaped, attached totem	60"	85"	60"	78"	29"	50"	59"	67"
Capsule	84"	N.A.	84"	60"	29"	N.A.	N.A.	N.A.
Capsule, attached totem	84"	67"	84"	60"	29"	50"	59"	67"
Offset, attached totem	80"	134"	80"	120"	29"	50"	59"	67"

Stool-Height Tables

Square	60"	N.A.	60"	60"	38"	N.A.	N.A.	N.A.
Square, attached totem	60"	67"	60"	60"	38"	50"	68"	76"
Rectangle	60"	N.A.	60"	72"	38"	N.A.	N.A.	N.A.
Rectangle, attached totem	60"	79"	60"	72"	38"	50"	68"	76"
Round	60"	N.A.	60"	60"	38"	N.A.	N.A.	N.A.
Medium D-shaped, attached totem	60"	73"	60"	66"	38"	50"	68"	76"
Large D-shaped, attached totem	60"	85"	60"	78"	38"	50"	68"	76"
Capsule	84"	N.A.	84"	60"	38"	N.A.	N.A.	N.A.
Capsule, attached totem	84"	67"	84"	60"	38"	50"	68"	76"
Offset, attached totem	80"	134"	80"	120"	38"	50"	68"	76"
TeamStudio	60"	189"	60"	75" (per table)	38"	N.A.	N.A.	N.A.
TeamStudio, attached single totem	60"	197"	60"	75" (per table)	38"	45"	68"	76"
TeamStudio, attached dual totems	60"	205"	60"	75" (per table)	38"	45"	68"	76"
:	:	:	:	:	:	:	:	:



media:scape Features Comparison

Features	media:scape tables	media:scape kiosk	media:scape mobile	media:scape mini	FrameOne with media:scape
Number of PUCKs	2-8	2	2-4	2-4	4-8
Number of monitors	1-4	1	1	1	1-2
Detached display option (wall-mounted)	yes	no	no	no	yes
HDVC integration	yes	yes	yes	no	no
User-moveable	no	no	yes	no	no
Customer-installed	no	no	no	yes (30 minutes or less)	no
Table shape designed for optimized sightlines	yes	yes	—	—	no

media:scape Display Recommendations

media:scape Display
Recommendations

media:scape can work with many different brands and display sizes. For a display to seamlessly integrate with media:scape, the following physical and feature requirements must be met.

Physical Requirements

Features	Display Size (Diagonal)	Maximum Width		Maximum Height		Maximum Depth		Weight	VESA Pattern (Maximum)
	Inches	mm	Inches	mm	Inches	mm	Inches		mm
media:scape Tables									
Tables with single display totem	46"–50"	1194 mm	47"	711 mm	28"	91 mm	3 ¹⁰ / ₁₆ "	150 pounds	770x485 mm
Tables with dual display totem	40"–43"	991 mm	39"	711 mm	28"	91 mm	3 ¹⁰ / ₁₆ "	150 pounds	566x333 mm
media:scape mini and mobile									
40" mini media:scape	40"	914 mm	36"	584 mm	23"	91 mm	3 ¹⁰ / ₁₆ "	55 pounds	566x333 mm
42" mini media:scape	42"–43"	991 mm	39"	584 mm	23"	91 mm	3 ¹⁰ / ₁₆ "	55 pounds	770x485 mm
40" mobile media:scape	40"	914 mm	36"	584 mm	23"	91 mm	3 ¹⁰ / ₁₆ "	55 pounds	566x333 mm
42" mobile media:scape	42"–43"	991 mm	39"	584 mm	23"	91 mm	3 ¹⁰ / ₁₆ "	55 pounds	770x485 mm
FrameOne with media:scape									
40" FrameOne with media:scape	40"	914 mm	36"	584 mm	23"	91 mm	3 ¹⁰ / ₁₆ "	55 pounds	566x333 mm
42" FrameOne with media:scape	42"–43"	991 mm	39"	584 mm	23"	91 mm	3 ¹⁰ / ₁₆ "	55 pounds	770x485 mm
media:scape kiosk									
media:scape kiosk	32"	813 mm	32"	711 mm	28"	91 mm	3 ¹⁰ / ₁₆ "	50 pounds	566x333 mm
media:scape shrouds									
32" wall-mounted shroud	32"	826 mm	32 ¹ / ₂ "	546 mm	21 ¹ / ₂ "	91 mm	3 ¹⁰ / ₁₆ "	150 pounds	566x333 mm
42" wall-mounted shroud	42"–43"	1054 mm	41 ¹ / ₂ "	660 mm	26"	91 mm	3 ¹⁰ / ₁₆ "	150 pounds	770x485 mm
46" wall-mounted shroud	46"–50"	1168 mm	46"	724 mm	28 ¹ / ₂ "	91 mm	3 ¹⁰ / ₁₆ "	150 pounds	770x485 mm
55" wall-mounted shroud	55"	1359 mm	53 ¹ / ₂ "	838 mm	33"	91 mm	3 ¹⁰ / ₁₆ "	150 pounds	770x485 mm
65" wall-mounted shroud	65"	1575 mm	62"	965 mm	38"	91 mm	3 ¹⁰ / ₁₆ "	150 pounds	770x485 mm

Feature Requirements

Must have at least one HDMI input. media:scape digital switchers output audio, video, and control signals over HDMI.

Must support both power-on and power-off CEC commands (digital switchers only). media:scape digital switchers send a power-on command when the system wakes up and a power-off command when the system goes to sleep using CEC (Consumer Electronics Control). Consult the display's user manual and, in some cases, contact the display manufacturer's technical support staff to determine if the display supports this functionality and how to enable this functionality.

Should be commercial-grade such as Samsung commercial-grade displays. media:scape will work with noncommercial-grade displays; however, most noncommercial-grade displays do not support long periods of continuous usage. Double-check the warranty restrictions before purchasing a display to ensure the warranty will not be voided if the display is installed in a commercial environment.

Wall-Mounted Shrouds

Wall-mounted shrouds

are available to support up to three 32", 42", 46", 55", or 65" monitors, (not included). Quad shrouds are available for 32" or 42" monitors. They are painted aluminum and available in platinum, arctic white gloss, near black, and midnight metallic.

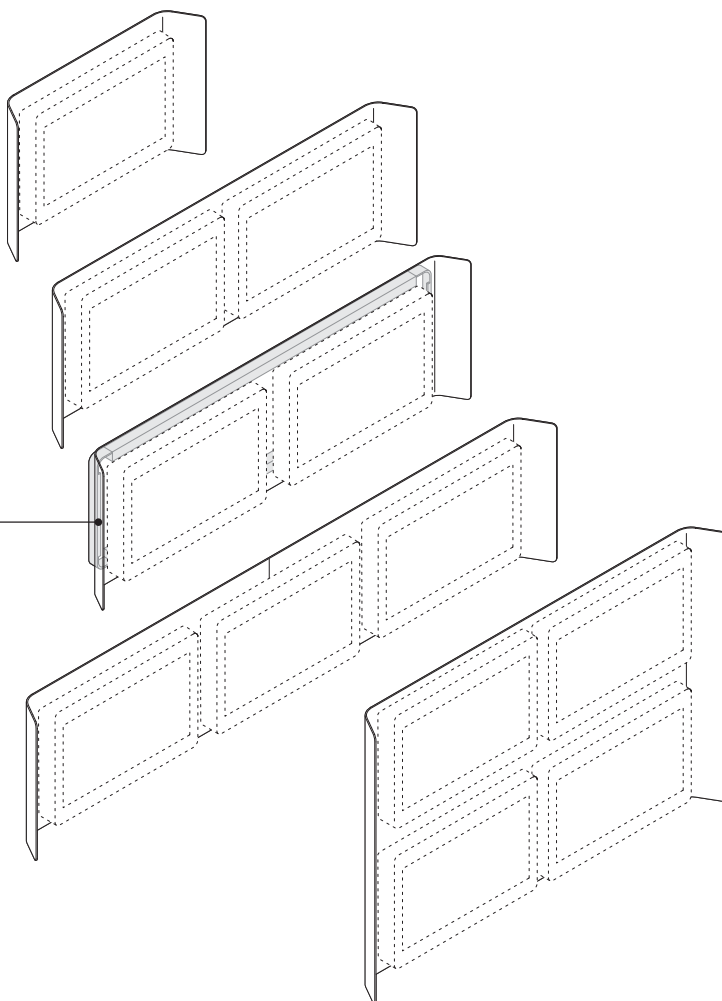
Tip: Specify the seismic option if needed. This option is not available on shrouds with CODEC cases because these versions are already seismic compliant and additional parts are not required.

Monitor brackets are included and support most monitors.

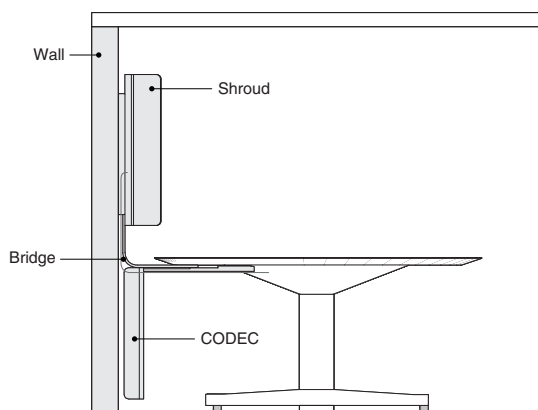
Shroud-mounted

CODEC cases are available for dual and triple 42" and 46" monitors.

Tip: The 42" shroud-mounted CODEC case was designed to accommodate a maximum 28"W, 16 1/2"D, and 2 1/2"H CODEC. The 46" shroud-mounted CODEC case was designed to accommodate a maximum 28"W, 19 1/2"D, and 2 1/2"H CODEC.

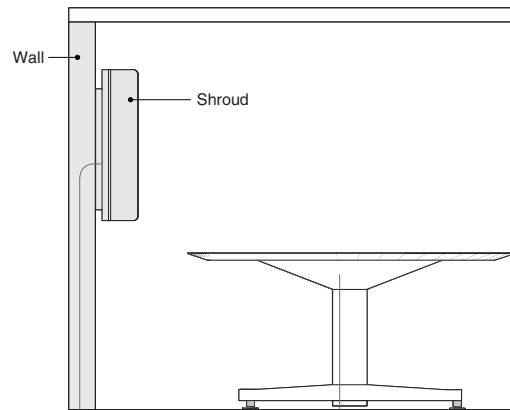


Tip: Wall-mount hardware is not included. To complete an installation, consult with your project architect to determine the mounting specifications for your installation site. Consult with your local building code officials for specific code requirements applicable to your installation.



The bridge is an option on all single monitor shrouds, and dual 32", 42", and 46" shrouds. It tethers a detached table to the shroud and provides cable management. The bridge defaults to the finish selected for the shroud. The bridge is not attachable to the dual monitor shroud with CODEC (MTSWD32C).

Tip: Bottom of shroud will be 5" above table top.



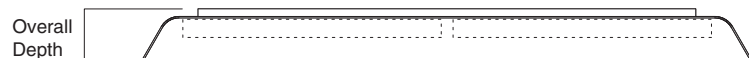
If a table is placed away from the wall, cables can be routed down the column, through the floor, and up the wall to the monitor. When coring the floor 2", conduit is recommended to easily fit the monitor extension cable HD15 connector.

Dimensions

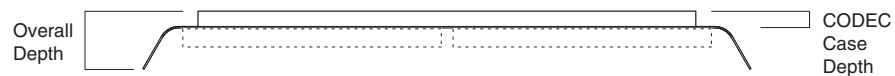
media:scape Wall-Mounted Shrouds

• Features	• Overall Interior Length	• Overall Height	• Overall Depth	• Overall Length With Flaps	• Overall Depth of CODEC Case
media:scape Shrouds					
32" Shrouds					
Single	29½"	23½"	6½"	35"	N.A.
Dual	62"	23½"	6½"	67"	N.A.
Triple	94½"	23½"	6½"	99½"	N.A.
Quad	62"	45"	6½"	67"	N.A.
42" Shrouds					
Single	39"	27½"	6½"	44"	N.A.
Dual	81"	27½"	6½"	86"	N.A.
Dual with CODEC Case	81"	27½"	8"	86"	2½"
Triple	122½"	27½"	6½"	127½"	N.A.
Triple with CODEC Case	122½"	27½"	8"	127½"	2½"
Quad	81"	54"	6½"	86"	N.A.
46" Shrouds					
Single	43½"	30½"	6½"	48½"	N.A.
Dual	90"	30½"	6½"	95"	N.A.
Dual with CODEC Case	90"	30½"	8"	95"	2½"
Triple	136½"	30½"	6½"	141½"	N.A.
Triple with CODEC Case	136½"	30½"	8"	141½"	2½"
55" Shrouds					
Single	51"	35"	6½"	56"	N.A.
Dual	104½"	35"	6½"	109½"	N.A.
Triple	158"	35"	6½"	163"	N.A.
65" Shrouds					
Single	60"	40½"	6½"	65"	N.A.
Dual	122"	40½"	6½"	127"	N.A.
Triple	184"	40½"	6½"	189½"	N.A.

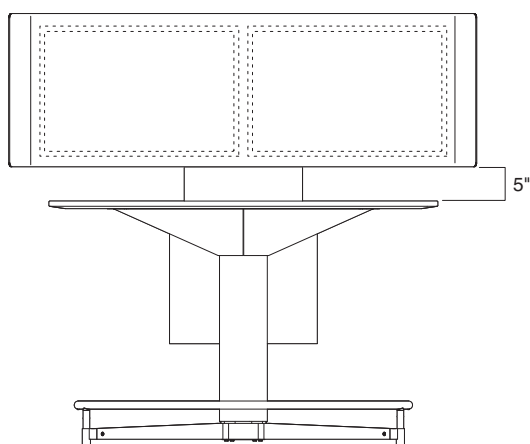
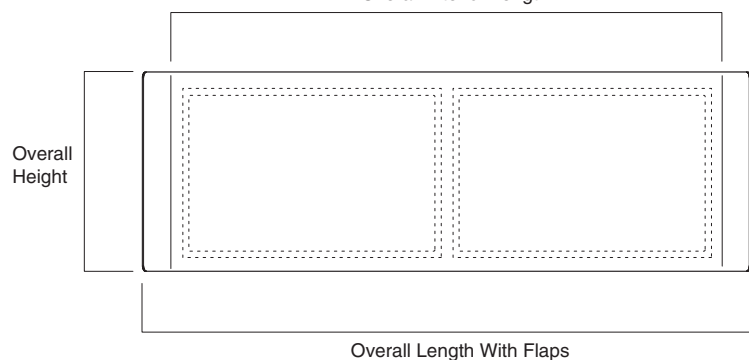
Top View



Top View - CODEC Models



Overall Interior Length



Tip: Bottom of shroud will be 5" above table top.

► See page 58.

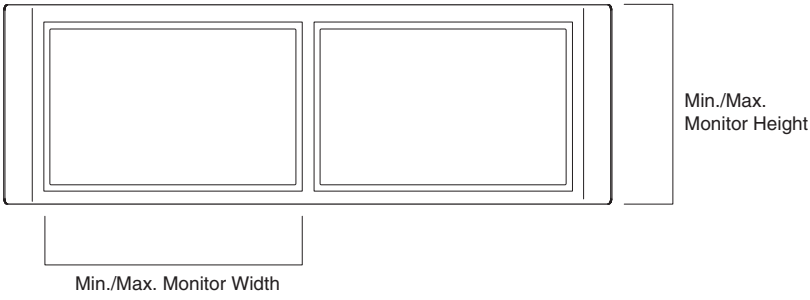
Tip: For maximum CODEC size, see Wall-Mounted Shrouds Understanding.

► See page 58.

Dimensions

media:scape Wall-Mounted Shroud Weights

•Style Number	•Description	•Weight	•Weight with Seismic Option
media:scape Wall-Mounted Shroud Weights			
MTSWS32	Single, 32" Shroud	28 lb	30 lb
MTSWS42	Single, 42" Shroud	40 lb	43 lb
MTSWS46	Single, 46" Shroud	46 lb	50 lb
MTSWS55	Single, 55" Shroud	56 lb	61 lb
MTSWS65	Single, 65" Shroud	70 lb	76 lb
MTSWD32	Dual, 32" Shroud	50 lb	56 lb
MTSWD42	Dual, 42" Shroud	75 lb	81 lb
MTSWD42C	Dual, 42" Shroud, CODEC case	87 lb	N.A.
MTSWD46	Dual, 46" Shroud	86 lb	92 lb
MTSWD46C	Dual, 46" Shroud, CODEC Case	100 lb	N.A.
MTSWD55	Dual, 55" Shroud	105 lb	114 lb
MTSWD65	Dual, 65" Shroud	132 lb	142 lb
MTSWT32	Triple, 32" Shroud	75 lb	82 lb
MTSWT42	Triple, 42" Shroud	108 lb	118 lb
MTSWT42C	Triple, 42" Shroud, CODEC Case	129 lb	N.A.
MTSWT46	Triple, 46" Shroud	129 lb	143 lb
MTSWT46C	Triple, 46" Shroud, CODEC Case	116 lb	N.A.
MTSWT55	Triple, 55" Shroud	157 lb	172 lb
MTSWT65	Triple, 65" Shroud	198 lb	217 lb
MTSWQ32	Quad, 32" Shroud	94 lb	98 lb
MTSWQ42	Quad, 42" Shroud	138 lb	144 lb
:	:	:	:

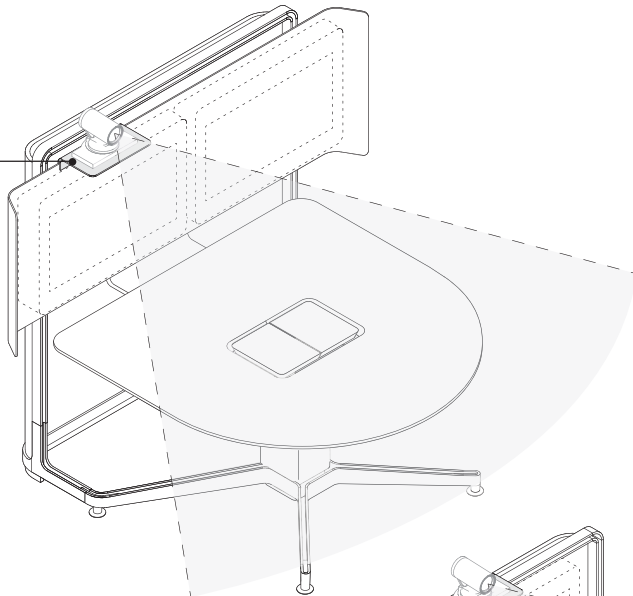


Camera Ledges

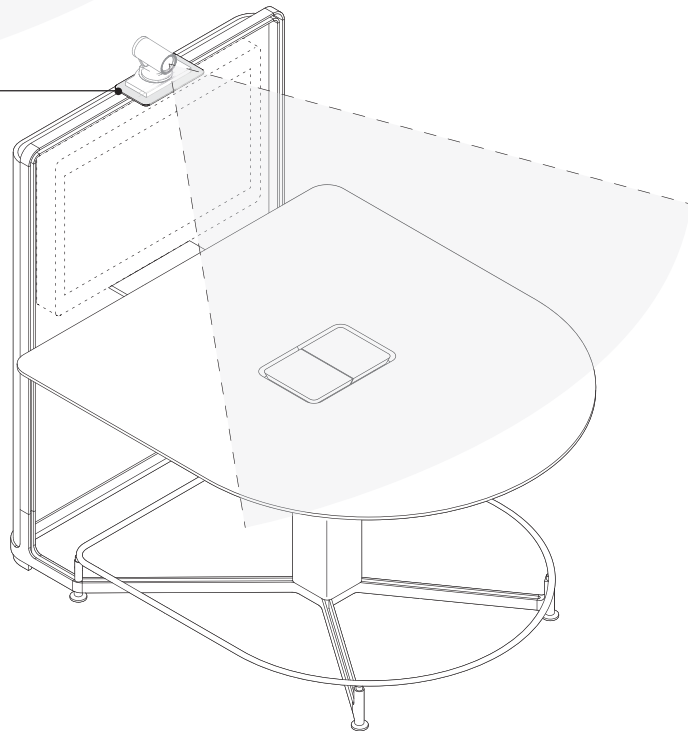
Camera ledges are available to support video conferencing applications in either shroud-mounted or totem-mounted options.

Tip: Cameras are not included.

Shroud-mounted camera ledges can be mounted to all wall-mounted shrouds and the dual monitor totem shroud. They are available in platinum, arctic white gloss, near black, and midnight metallic. Shroud-mounted ledges include slot to accommodate camera mount.



Totem-mounted camera ledges can be mounted to any media:scape table with a totem and are available in platinum, arctic white gloss, and near black.



Tip: Sight lines will vary by camera and should be taken into consideration when specifying an application.

The CODEC case is available 2 1/2" thick or 5 1/2" thick to accommodate most CODECs. They are mounted to the bottom of the bridge on tables with totems, or to the shroud bridge option available on all single monitor shrouds, and 32", 42", 43", and 46" dual monitor shrouds. The perforated cover lets heat dissipate from the CODEC and allows access to hardware for services. The CODEC case is available in platinum, arctic white gloss and near black.

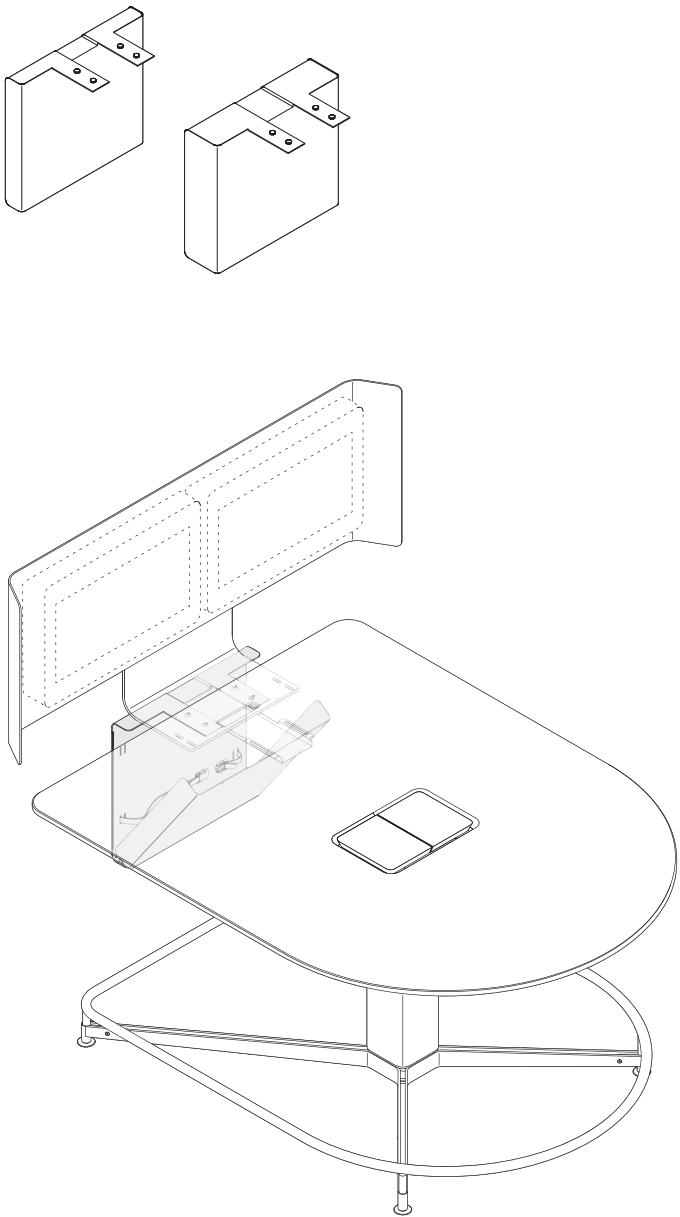
Tip: The dual 42" and 46" shrouds and the triple 42" and 46" shrouds are available with a CODEC case stored behind the shroud. A bridge-mounted CODEC case would not be needed in this scenario.

A tether buckle is included to secure the CODEC. A Kensington lock is not included but recommended for security.

Tip: The 5 1/2" thick CODEC case was designed to accommodate a maximum 5" CODEC height, 16" depth, and 20" width.

Tip: All CODECs may not fit. Check the dimensions of the CODEC before ordering a CODEC case.

Tip: An additional scaler and HDMI cable are needed to connect to the CODEC.



Actual Dimensions

	Depth	Width	Height
2 1/2" thick	3"	23"	21"
5 1/2" thick	6"	23"	21"

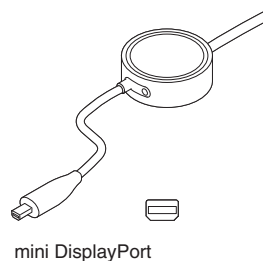
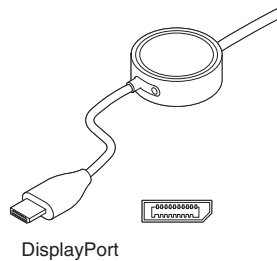
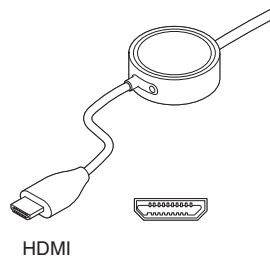
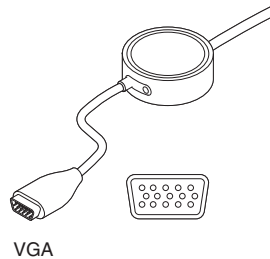
media:scape PUCKs

media:scape allows workers to collaborate with their devices by using new PUCKs that support a mix of digital and analog connections.

PUCKs are available in VGA, HDMI, DisplayPort, and mini DisplayPort connectors.

Each individual PUCK has a single connector and any combination of PUCKs can be specified on media:scape products.

► Specifying, page 99



Product Details

VGA has been the standard analog output on most devices for the past decade. Many of today's enterprise laptops have both a VGA and a digital output.

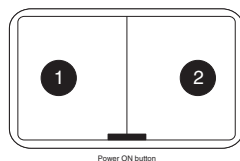
HDMI is the common digital output on consumer devices. Most consumer laptops have HDMI outputs today.

DisplayPort is a common digital output on enterprise devices. Some enterprise laptops have DisplayPort outputs today.

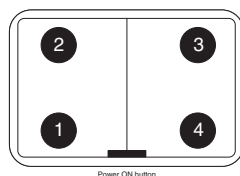
mini DisplayPort is a common digital output on Apple™ MacBooks™.

To determine the appropriate mix of PUCKs, work closely with the customer's IT department.

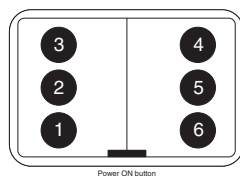
Physical PUCKs will be placed in the following configurations, based on the number of PUCKs specified.



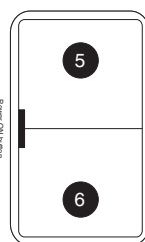
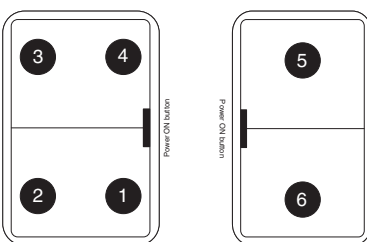
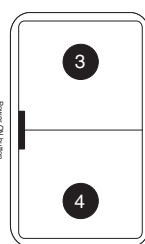
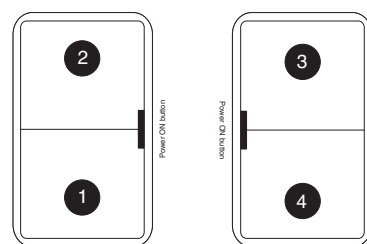
Use this configuration for media:scape tables with two PUCKs.



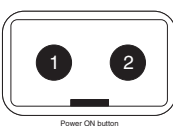
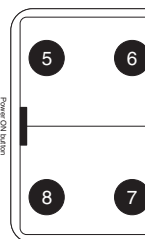
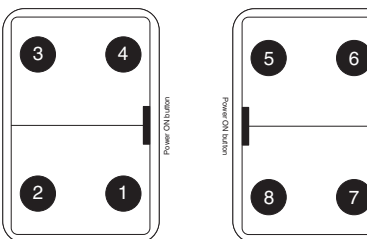
Use this configuration for media:scape tables with four PUCKs, mini, and mobile.



Use this configuration for media:scape tables with six PUCKs.



Use these configurations for media:scape offset and TeamStudio tables.



Use this configuration for media:scape kiosk.

media:scape Table — Electronic Package Options

media:scape Variations	Physical PUCKs		Third Party Integration	Display Quantity		Type of Switcher		Electronic Package
	2-4	6-8		1-2	3-4	Small (4x2)	Large (8x4)	
Physical PUCKs only								
Physical PUCKs (2-4)	●			●		●		B
Physical PUCKs (2-4)	●				●		●	D
Physical PUCKs (2-4)	●		●	●			●	D
Physical PUCKs (2-4)	●		●		●		●	D
Physical PUCKs (6-8)		●		●			●	D
Physical PUCKs (6-8)		●			●		●	D
Physical PUCKs (6-8)		●	●	●			●	D
Physical PUCKs (6-8)		●	●		●		●	D

The components included in the electronics package, and the associated upcharge, will be automatically generated based on four selections:

1. Is third party integration required?
2. What PUCK type is preferred?
3. How many physical PUCKs are needed?
4. How many displays will be used?

1. Third Party Integration

Systems provided by other manufacturers that connect to media:scape.

- HD videoconferencing systems
- media:scape classrooms
- Resident PCs
- Digital signage

2. PUCK Type

Physical PUCKs

- Small switcher (4x2)
 - No third party integration
 - Up to two displays
 - Up to four PUCKs
- Large switcher (8x4)
 - Accommodates third party integration
 - Up to four displays
 - Up to eight PUCKs

3. Physical PUCK Quantity

- Available in multiples of two (two, four, six, or eight)
- Table size dictates the minimum and maximum number of PUCKs available
- Selecting more than four physical PUCKs will require a large switcher (package D or package E)

4. Display Quantity

- Up to four displays when physical PUCKs are used

Package B: Includes small (4x2) switcher

Package D: Includes large (8x4) switcher

Lounge-Height Tables



► Need help?
Product details,
page 40

Standard Includes

- Table: High-Pressure Laminate price group 1 surface with 3 mm plastic edge on all sides
- Base (with legs and feet) and column: paint
- Totem with single monitor bracket, if specified
- Infill: painted aluminum, if totem is specified

Required to Specify

- 1 Style number
 - 2 Laminate color number for surface
 - 3 Plastic color number for edges on laminate surface
 - 4 Paint color for column, table base, feet, and totem frame (if specified):
4140 Arctic White Gloss
4799 Platinum Metallic
4803 Near Black Metallic
 - 5 Paint color number for infill
 - 6 Dual monitor shroud (see below under Required Selections)
 - 7 Infill with totem canopy (see below under Required Selections)
 - 8 Third party integration (see below under Required Selections)
 - 9 PUCK system (see below under Required Selections)
 - 10 Display quantity (see below under Required Selections)
 - 11 Maintenance Agreement (see below under Required Selections)
 - 12 Options, if selected (see below)
- See *Surface Materials*, page 182.

Tip: Third party integration must be selected to accommodate HDVC capabilities.

	Required Selections	U.S. Price	Required to Specify
Dual Monitor Shroud	Available on attached totem tables <ul style="list-style-type: none"> • No shroud • Dual 43" shroud 	No cost +\$1559	Specify with no shroud. Specify with dual 43" shroud.
Infill with Totem Canopy	Available on attached totem tables <ul style="list-style-type: none"> • Infill only • Infill with totem canopy 	No cost +\$1028	Specify with infill only. Specify with infill and totem canopy.
Third Party Integration	<ul style="list-style-type: none"> • No third party • With third party 	See Defaulted Components See Defaulted Components	Specify with no third party integration. Specify with third party integration.
PUCK System	Available on tables with third party integration <ul style="list-style-type: none"> • Physical PUCKs 	See Defaulted Components	Specify with physical PUCKs only.
	Available on tables without third party integration <ul style="list-style-type: none"> • Physical PUCKs only 	See Defaulted Components	Specify with physical PUCKs only.
Display Quantity	Available on tables with only physical PUCKS (scaler(s) included) <ul style="list-style-type: none"> • One display • Two displays • Three displays • Four displays 	+\$ 630 +\$1324 +\$2020 +\$2713	Specify with one display. Specify with two displays. Specify with three displays. Specify with four displays.
Maintenance Agreement	<ul style="list-style-type: none"> • One year • Two years • Three years 	See Defaulted Components See Defaulted Components See Defaulted Components	Specify with one year maintenance agreement. Specify with two year maintenance agreement. Specify with three year maintenance agreement.

Tip: Monitors are not included.

Tip: Maintenance agreement pricing is dependent on the electronic package.

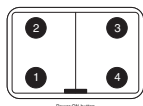
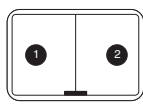


For Canadian Pricing
Multiply U.S. Price by the
Canadian price factor.
► See page 1 for details.

For laminate price group 2 pricing, please refer to the electronic catalog or SmartTools.

Tip: The media:scape digital switcher must be connected to a network cable in order to enable media:scape manager.

Tip: Physical PUCKs will be placed in the following configurations, based on the number of PUCKs specified.



	Options	U.S. Price	Required to Specify
Surface Materials	High-Pressure Laminate tables		
	• Laminate price group 2	See information at left	Specify laminate color number.
	• Open Line laminate	+\$ 77 plus cost of laminate	► See <i>Surface Materials Reference Manual</i> .
	Wood veneer tables		
	• Wood group 1 veneer surface with wood veneer edges (3 mm edge profile)	Prices at right	Specify wood color number.
	• Wood group 2 veneer surface with wood veneer edges (3 mm edge profile)	Prices at right	Specify wood color number.
	• Wood group 3 veneer surface with wood veneer edges (3 mm edge profile)	Prices at right	Specify wood color number.
	• Customiz stain	No cost	Specify with <i>Customiz stain</i> .
	• Full-fill finish on wood group 1	Prices at right	► See <i>Surface Materials Reference Manual</i> . Specify full-fill finish number.
	Painted aluminum infill		
HDVC Kit	• Price group 1	No cost	Specify infill finish number.
	• Price group 2	+\$ 38	Specify infill finish number.
	• Price group 3	+\$ 125	Specify infill finish number.
Camera Ledge	Available on attached totem tables with third party integration		
	• Without HDVC kit	No cost	Specify with <i>no HDVC kit</i> .
	• With HDVC kit	+\$2084	Specify with <i>HDVC kit</i> .
CODEC Case	Available on attached totem tables with HDVC kit		
	• 2½ inch case	No cost	Specify with <i>2½ inch CODEC case</i> .
	• 5½ inch case	+\$ 65	Specify with <i>5½ inch CODEC case</i> .
Physical PUCK Quantity	Available on tables with only physical PUCKs		
	• Two PUCKs	+\$1440	Specify with <i>PUCK quantity 2</i> .
	• Four PUCKs	+\$2880	Specify with <i>PUCK quantity 4</i> .
Physical PUCKs	• PUCK 1		
	- VGA	No cost	Specify with <i>VGA PUCK</i> .
	- HDMI	No cost	Specify with <i>HDMI PUCK</i> .
	- DisplayPort	No cost	Specify with <i>DisplayPort PUCK</i> .
	- Mini DisplayPort	No cost	Specify with <i>Mini DisplayPort PUCK</i> .
	• PUCK 2		
	- VGA	No cost	Specify with <i>VGA PUCK</i> .
	- HDMI	No cost	Specify with <i>HDMI PUCK</i> .
	- DisplayPort	No cost	Specify with <i>DisplayPort PUCK</i> .
	- Mini DisplayPort	No cost	Specify with <i>Mini DisplayPort PUCK</i> .
	• PUCK 3		
	- VGA	No cost	Specify with <i>VGA PUCK</i> .
	- HDMI	No cost	Specify with <i>HDMI PUCK</i> .
	- DisplayPort	No cost	Specify with <i>DisplayPort PUCK</i> .
	- Mini DisplayPort	No cost	Specify with <i>Mini DisplayPort PUCK</i> .
	• PUCK 4		
	- VGA	No cost	Specify with <i>VGA PUCK</i> .
	- HDMI	No cost	Specify with <i>HDMI PUCK</i> .
	- DisplayPort	No cost	Specify with <i>DisplayPort PUCK</i> .
	- Mini DisplayPort	No cost	Specify with <i>Mini DisplayPort PUCK</i> .

► Options, continued on next page



For Canadian Pricing

Multiply U.S. Price by the Canadian price factor.

► See page 1 for details.

► Options, on previous page

	Defaulted Components	U.S. Price	Conditions
Electronic Packages	<ul style="list-style-type: none"> • Package B • Package D 	+\$ 513 +\$3371	Electronic package upcharges will be automatically applied based on other selections. ► See matrix, page 68
Maintenance Agreement Upcharge (electronic package upcharge not included)	Electronic Package B <ul style="list-style-type: none"> • One year • Two years • Three years Electronic Package D <ul style="list-style-type: none"> • One year • Two years • Three years 	+\$ 747 +\$1345 +\$1906 +\$1441 +\$2595 +\$3676	Maintenance agreement upcharges are automatically applied based on how many years have been selected for defaulted electronic package. ► See matrix, page 68

Specification Information

• Dimensions				• Style Number	• U.S. Base Price	• Options			
D	W	H	Totem Height			(Add \$ to Base Price)			
						Wood			Full-Fill Finish on
						Wood	Wood	Wood	Wood
						Group 1	Group 2	Group 3	Group 1

Small D-Shaped Lounge-Height Table with Attached Totem (3-5 people)

51"	48"	23"	53"	MT03LS4848T	\$18,279	+\$439	+\$ 77	+\$270	+\$ 77
-----	-----	-----	-----	--------------------	----------	--------	--------	--------	--------



Pear-Shaped Lounge-Height Table with Attached Totem (4-6 people)

54"	54"	23"	53"	MT03LP4854T	\$18,701	+\$439	+\$107	+\$373	+\$106
-----	-----	-----	-----	--------------------	----------	--------	--------	--------	--------

Round Lounge-Height Table (4-6 people)

54"	54"	23"	N.A.	MT03LR54	\$14,058	+\$439	+\$ 77	+\$270	+\$ 77
-----	-----	-----	------	-----------------	----------	--------	--------	--------	--------

Tip: Wood group 2, wood group 3, and full-fill upcharges are in addition to wood group 1 upcharge.

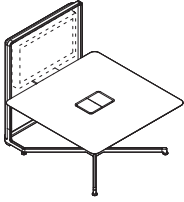


For Canadian Pricing

Multiply U.S. Price by the Canadian price factor.

▶ See page 1 for details.

Desk-Height Tables



► Need help?
Product details,
page 40

Standard Includes

- Table: High-Pressure Laminate price group 1 surface with 3 mm plastic edge on all sides
- Base (with legs and feet) and column: paint
- Totem with single monitor bracket, if specified
- Infill: painted aluminum, if totem is specified

Required to Specify

- 1 Style number
 - 2 Laminate color number for surface
 - 3 Plastic color number for edges on laminate surface
 - 4 Paint color for column, table base, feet, and totem frame (if specified):
4140 Arctic White Gloss
4799 Platinum Metallic
4803 Near Black Metallic
 - 5 Paint color number for infill
 - 6 Dual monitor shroud (see below under Required Selections)
 - 7 Infill with totem canopy (see below under Required Selections)
 - 8 Third party integration (see below under Required Selections)
 - 9 PUCK system (see below under Required Selections)
 - 10 Display quantity (see below under Required Selections)
 - 11 Maintenance Agreement (see below under Required Selections)
 - 12 Options, if selected (see below)
- See *Surface Materials*, page 182.

Tip: When dual monitor shroud is selected on offset table, display quantity will be defaulted to four.

Tip: Third party integration must be selected to accommodate HDVC capabilities.

Tip: Monitors are not included.

Tip: Maintenance agreement pricing is dependent on the electronic package.

	Required Selections	U.S. Price	Required to Specify
Dual Monitor Shroud	Available on attached totem tables		
	<ul style="list-style-type: none"> • No shroud • Dual 43" shroud 	No cost +\$1559	Specify with no shroud. Specify with dual 43" shroud.
	Offset table		
	<ul style="list-style-type: none"> • No shroud • Dual 43" shroud 	No cost +\$3119	Specify with no shroud. Specify with dual 43" shroud.
Infill with Totem Canopy	Available on attached totem tables (per totem)		
	<ul style="list-style-type: none"> • Infill only • Infill with totem canopy 	No cost +\$1028	Specify with infill only. Specify with infill and totem canopy.
Third Party Integration	<ul style="list-style-type: none"> • No third party • With third party 	See Defaulted Components See Defaulted Components	Specify with no third party integration. Specify with third party integration.
PUCK System	Available on tables with third party integration		
	<ul style="list-style-type: none"> • Physical PUCKs 	See Defaulted Components	Specify with physical PUCKs only.
	Available on tables without third party integration		
	<ul style="list-style-type: none"> • Physical PUCKs only 	See Defaulted Components	Specify with physical PUCKs only.
Display Quantity	Available on tables with only physical PUCKS (scaler(s) included)		
	<ul style="list-style-type: none"> • Attached totem tables (except offset table) <ul style="list-style-type: none"> – One display – Two displays – Three displays – Four displays • Offset table <ul style="list-style-type: none"> – Two displays – Three displays – Four displays 	+\$ 630 +\$1324 +\$2020 +\$2713 +\$1260 +\$1954 +\$2651	Specify with one display. Specify with two displays. Specify with three displays. Specify with four displays. Specify with two displays. Specify with three displays. Specify with four displays.
Maintenance Agreement	<ul style="list-style-type: none"> • One year • Two years • Three years 	See Defaulted Components See Defaulted Components See Defaulted Components	Specify with one year maintenance agreement. Specify with two year maintenance agreement. Specify with three year maintenance agreement.

For laminate price group 2 pricing, please refer to the electronic catalog or SmartTools.

Tip: The media:scape digital switcher must be connected to a network cable in order to enable media:scape manager.

	Options	U.S. Price	Required to Specify
Surface Materials	High-Pressure Laminate tables		
	• Laminate price group 2	See information at left	Specify laminate color number.
	• Open Line laminate	+\$ 77 plus cost of laminate	► See <i>Surface Materials Reference Manual</i> .
	Wood veneer tables		
	• Wood group 1 veneer surface with wood veneer edges (3 mm edge profile)	Prices at right	Specify wood color number.
	• Wood group 2 veneer surface with wood veneer edges (3 mm edge profile)	Prices at right	Specify wood color number.
	• Wood group 3 veneer surface with wood veneer edges (3 mm edge profile)	Prices at right	Specify wood color number.
	• Customiz stain	No cost	Specify with <i>Customiz stain</i> .
	• Full-fill finish on wood group 1	Prices at right	► See <i>Surface Materials Reference Manual</i> . Specify full-fill finish number.
	Painted aluminum infill		
	• Price group 1	No cost	Specify infill finish number.
	• Price group 2	+\$ 43	Specify infill finish number.
	• Price group 3	+\$ 138	Specify infill finish number.
HDVC Kit	Available on attached totem tables with third party integration		
	• Without HDVC kit	No cost	Specify with <i>no HDVC kit</i> .
	• With HDVC kit	+\$2084	Specify with <i>HDVC kit</i> .
Camera Ledge	Available on attached totem tables with HDVC kit		
	• Shroud-mounted ledge	No cost	Specify with <i>shroud-mounted ledge</i> .
	• Totem-mounted ledge	No cost	Specify with <i>totem-mounted ledge</i> .
CODEC Case	Available on attached totem tables with HDVC kit		
	• 2½ inch case	No cost	Specify with <i>2½ inch CODEC case</i> .
	• 5½ inch case	+\$ 65	Specify with <i>5½ inch CODEC case</i> .
Physical PUCK Quantity	Available on tables with only physical PUCKs		
	• Two PUCKs (not available on offset table)	+\$1440	Specify with <i>PUCK quantity two</i> .
	• Four PUCKs	+\$2880	Specify with <i>PUCK quantity four</i> .
	• Six PUCKs	+\$4320	Specify with <i>PUCK quantity six</i> .
	• Eight PUCKs (available on offset table only)	+\$5760	Specify with <i>PUCK quantity eight</i> .

► Options, continued on next page



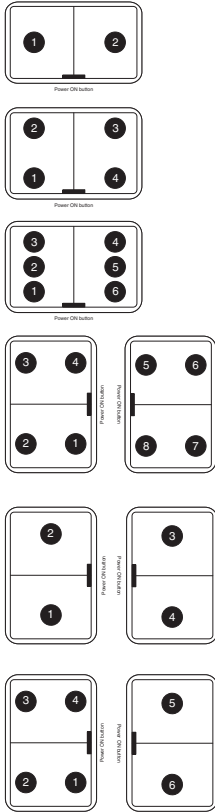
For Canadian Pricing

Multiply U.S. Price by the Canadian price factor.

► See page 1 for details.

► Options, continued from previous page

Tip: Physical PUCKs will be placed in the following configurations, based on the number of PUCKs specified.



Tip: Pear-shaped and small D-shaped desk-height tables can only accommodate up to four PUCKs.

Tip: A PUCK quantity of two cannot be ordered on offset desk-height tables.

Options	U.S. Price	Required to Specify
Physical PUCKs		
• PUCK 1		
– VGA	No cost	Specify with VGA PUCK.
– HDMI	No cost	Specify with HDMI PUCK.
– DisplayPort	No cost	Specify with DisplayPort PUCK.
– Mini DisplayPort	No cost	Specify with Mini DisplayPort PUCK.
• PUCK 2		
– VGA	No cost	Specify with VGA PUCK.
– HDMI	No cost	Specify with HDMI PUCK.
– DisplayPort	No cost	Specify with DisplayPort PUCK.
– Mini DisplayPort	No cost	Specify with Mini DisplayPort PUCK.
• PUCK 3		
– VGA	No cost	Specify with VGA PUCK.
– HDMI	No cost	Specify with HDMI PUCK.
– DisplayPort	No cost	Specify with DisplayPort PUCK.
– Mini DisplayPort	No cost	Specify with Mini DisplayPort PUCK.
• PUCK 4		
– VGA	No cost	Specify with VGA PUCK.
– HDMI	No cost	Specify with HDMI PUCK.
– DisplayPort	No cost	Specify with DisplayPort PUCK.
– Mini DisplayPort	No cost	Specify with Mini DisplayPort PUCK.
• PUCK 5		
– VGA	No cost	Specify with VGA PUCK.
– HDMI	No cost	Specify with HDMI PUCK.
– DisplayPort	No cost	Specify with DisplayPort PUCK.
– Mini DisplayPort	No cost	Specify with Mini DisplayPort PUCK.
• PUCK 6		
– VGA	No cost	Specify with VGA PUCK.
– HDMI	No cost	Specify with HDMI PUCK.
– DisplayPort	No cost	Specify with DisplayPort PUCK.
– Mini DisplayPort	No cost	Specify with Mini DisplayPort PUCK.
• PUCK 7		
– VGA	No cost	Specify with VGA PUCK.
– HDMI	No cost	Specify with HDMI PUCK.
– DisplayPort	No cost	Specify with DisplayPort PUCK.
– Mini DisplayPort	No cost	Specify with Mini DisplayPort PUCK.
• PUCK 8		
– VGA	No cost	Specify with VGA PUCK.
– HDMI	No cost	Specify with HDMI PUCK.
– DisplayPort	No cost	Specify with DisplayPort PUCK.
– Mini DisplayPort	No cost	Specify with Mini DisplayPort PUCK.

Defaulted Components	U.S. Price	Conditions
Electronic Packages		
• Package B	+\$ 513	Electronic package upcharges will be automatically applied based on other selections. ► See matrix, page 68
• Package D	+\$3371	
Maintenance Agreement Upcharge (electronic package upcharge not included)		
Electronic Package B		Maintenance agreement upcharges are automatically applied based on how many years have been selected for defaulted electronic package. ► See matrix, page 68
• One year	+\$ 747	
• Two years	+\$1345	
• Three years	+\$1906	
Electronic Package D		
• One year	+\$1441	
• Two years	+\$2595	
• Three years	+\$3676	






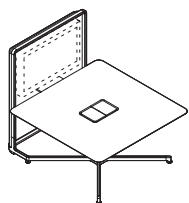


For Canadian Pricing

Multiply U.S. Price by the Canadian price factor.

► See page 1 for details.

Tip: Wood group 2, wood group 3, and full-fill upcharges are in addition to wood group 1 upcharge.



For Canadian Pricing
Multiply U.S. Price by the
Canadian price factor.
► See page 1 for details.

Specification Information

Dimensions				Style Number	U.S. Base Price	Options (Add \$ to Base Price)			
D	W	H	Totem Height			Wood Group 1	Wood Group 2	Wood Group 3	Full-Fill Finish on Wood Group 1

Square Desk-Height Table with Attached Totem (4 – 6 people)

60"	60"	29"	59"	MT03DS6060T	\$17,384	+\$627	+\$107	+\$373	+\$107

Rectangular Desk-Height Table with Attached Totem (4 – 6 people)

72"	60"	29"	59"	MT03DR7260T	\$17,648	+\$751	+\$175	+\$608	+\$175

Pear-Shaped Desk-Height Table with Attached Totem (4 people)

54"	54"	29"	59"	MT03DP4854T	\$18,701	+\$439	+\$107	+\$373	+\$107

Small D-Shaped Desk-Height Table with Attached Totem (4 people)

51"	48"	29"	59"	MT03DSD4848T	\$17,384	+\$439	+\$ 77	+\$270	+\$ 77

Medium D-Shaped Desk-Height Table with Attached Totem (4 – 6 people)

66"	60"	29"	59"	MT03DM6660T	\$17,648	+\$627	+\$175	+\$608	+\$175

Large D-Shaped Desk-Height Table with Attached Totem (5 – 7 people)

78"	60"	29"	59"	MT03DL7860T	\$18,279	+\$751	+\$175	+\$608	+\$175

► Specification Information, continued on next page

Desk-Height Tables, continued

Tip: Wood group 2, wood group 3, and full-fill upcharges are in addition to wood group 1 upcharge.

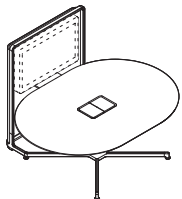
► Specification Information, continued from previous page

Specification Information

Dimensions			Totem Height	Style Number	U.S. Base Price	Options (Add \$ to Base Price)			
D	W	H				Wood Group 1	Wood Group 2	Wood Group 3	Full-Fill Finish on Wood Group 1


Capsule Desk-Height Table with Attached Totem (4 – 6 people)

60"	84"	29"	59"	MT03DC6084T	\$18,056	+\$ 751	+\$226	+\$ 789	+\$226



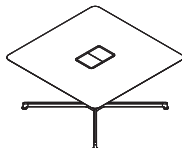
Offset Desk-Height Table with Attached Totems (8 people)

120"	80"	29"	54"	MT03DF12076T	\$34,255	+\$1568	+\$359	+\$1252	+\$359



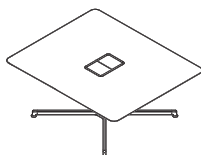
Square Desk-Height Table (6 – 8 people)

60"	60"	29"	N.A.	MT03DS6060	\$13,401	+\$ 627	+\$107	+\$ 373	+\$107



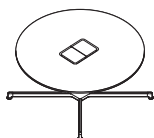
Rectangular Desk-Height Table (6 – 8 people)

72"	60"	29"	N.A.	MT03DR7260	\$13,684	+\$ 751	+\$175	+\$ 608	+\$175



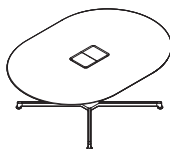
Round Desk-Height Table (4 – 6 people)

60"	60"	29"	N.A.	MT03DR60	\$13,684	+\$ 627	+\$107	+\$ 374	+\$107



Capsule Desk-Height Table (6 – 8 people)

60"	84"	29"	N.A.	MT03DC6084	\$14,075	+\$ 751	+\$226	+\$ 789	+\$226



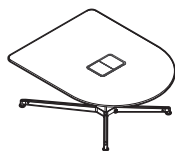
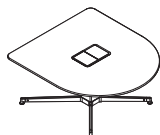
► Specification Information, continued on next page



For Canadian Pricing
Multiply U.S. Price by the Canadian price factor.
► See page 1 for details.

► Specification Information, continued from previous page

Tip: Wood group 2, wood group 3, and full-fill upcharges are in addition to wood group 1 upcharge.



Specification Information

• Dimensions				• Style Number	• U.S. Base Price	• Options (Add \$ to Base Price)			
D	W	H	Totem Height			• Wood			• Full-Fill
						• Wood Group 1	• Wood Group 2	• Wood Group 3	• Finish on Wood Group 1

Medium D-Shaped Desk-Height Table (4 – 6 people)

66"	60"	29"	N.A.	MT03DM6660	\$13,401	+\$627	+\$175	+\$608	+\$175
-----	-----	-----	------	-------------------	----------	--------	--------	--------	--------

Large D-Shaped Desk-Height Table (5 – 7 people)


78"	60"	29"	N.A.	MT03DL7860	\$13,684	+\$751	+\$175	+\$608	+\$175
-----	-----	-----	------	-------------------	----------	--------	--------	--------	--------

**For Canadian Pricing**

Multiply U.S. Price by the
Canadian price factor.

► See page 1 for details.

Stool-Height Tables



► Need help?
Product details,
page 40

Standard Includes

- Table: High-Pressure Laminate price group 1 surface with 3 mm plastic edge on all sides
 - Base (with legs and feet) and column: paint
- Totem with single monitor bracket, if specified
- Infill: painted aluminum, if totem is specified

Required to Specify

- 1 Style number
- 2 Laminate color number for surface
- 3 Plastic color number for edges on laminate surface
- 4 Paint color for column, table base, feet, and totem frame (if specified):
 - 4140 Arctic White Gloss
 - 4799 Platinum Metallic
 - 4803 Near Black Metallic
- 5 Paint color number for infill
- 6 Dual monitor shroud (see below under Required Selections)
- 7 Infill with totem canopy (see below under Required Selections)
- 8 Third party integration (see below under Required Selections)
- 9 PUCK system (see below under Required Selections)
- 10 Display quantity (see below under Required Selections)
- 11 Maintenance Agreement (see below under Required Selections)
- 12 Options, if selected (see below)
 - See *Surface Materials*, page 182.

Tip: When dual monitor shroud is selected on offset table or TeamStudio table with attached dual totems, display quantity will be defaulted to four.

Tip: Third party integration must be selected to accommodate HDVC capabilities.

Tip: Monitors are not included.

	Required Selections	U.S. Price	Required to Specify
Dual Monitor Shroud	Attached totem tables (except offset tables) and TeamStudio table with attached single totem		
	<ul style="list-style-type: none"> • No shroud • Dual 43" shroud 	<ul style="list-style-type: none"> No cost +\$1559 	<ul style="list-style-type: none"> Specify with no shroud. Specify with dual 43" shroud.
	Offset table and TeamStudio tables with attached dual totems		
	<ul style="list-style-type: none"> • No shroud • Dual 43" shroud 	<ul style="list-style-type: none"> No cost +\$3119 	<ul style="list-style-type: none"> Specify with no shroud. Specify with dual 43" shroud.
Infill with Totem Canopy	Available on attached totem tables (per totem)		
	<ul style="list-style-type: none"> • Infill only • Infill with totem canopy 	<ul style="list-style-type: none"> No cost +\$1028 	<ul style="list-style-type: none"> Specify with infill only. Specify with infill and totem canopy.
Third Party Integration	<ul style="list-style-type: none"> • No third party 	See Defaulted Components	Specify with no third party integration.
PUCK System	Available on tables with third party integration		
	<ul style="list-style-type: none"> • Physical PUCKs 	See Defaulted Components	Specify with physical PUCKs only.
	Available on tables without third party integration		
	<ul style="list-style-type: none"> • Physical PUCKs only 	See Defaulted Components	Specify with physical PUCKs only.
Display Quantity	Available on tables with physical PUCKS only		
	<ul style="list-style-type: none"> • Attached totem tables (except offset tables) and TeamStudio table with attached single totem <ul style="list-style-type: none"> - One display - Two displays - Three displays - Four displays • Offset tables and TeamStudio tables with attached dual totems <ul style="list-style-type: none"> - Two displays - Three displays - Four displays 	<ul style="list-style-type: none"> +\$ 630 +\$1324 +\$2020 +\$2713 +\$1260 +\$1954 +\$2651 	<ul style="list-style-type: none"> Specify with one display. Specify with two displays. Specify with three displays. Specify with four displays. Specify with two displays. Specify with three displays. Specify with four displays.

► Required Selections, continued on next page



For Canadian Pricing
Multiply U.S. Price by the
Canadian price factor.
► See page 1 for details.

► Required Selections, continued from previous page

Tip: Maintenance agreement pricing is dependent on the electronic package.

	Required Selections	U.S. Price	Required to Specify
Maintenance Agreement	• One year	See Defaulted Components	Specify with one year maintenance agreement.
	• Two years	See Defaulted Components	Specify with two year maintenance agreement.
	• Three years	See Defaulted Components	Specify with three year maintenance agreement.

For laminate price group 2 pricing, please refer to the electronic catalog or SmartTools.

Tip: The media:scape digital switcher must be connected to a network cable in order to enable media:scape manager.

	Options	U.S. Price	Required to Specify
Surface Materials	High-Pressure Laminate tables		
	• Laminate price group 2	See information at left	Specify laminate color number.
	• Open Line laminate	+\$ 77 plus cost of laminate	► See <i>Surface Materials Reference Manual</i> .
	Wood veneer tables		
	• Wood group 1 veneer surface with wood veneer edges (3 mm edge profile)	Prices at right	Specify wood color number.
	• Wood group 2 veneer surface with wood veneer edges (3 mm edge profile)	Prices at right	Specify wood color number.
	• Wood group 3 veneer surface with wood veneer edges (3 mm edge profile)	Prices at right	Specify wood color number.
	• Customiz stain	No cost	Specify with <i>Customiz stain</i> .
	• Full-fill finish on wood group 1	Prices at right	► See <i>Surface Materials Reference Manual</i> . Specify full-fill finish number.
	Painted aluminum infill		
	• Price group 1	No cost	Specify infill finish number.
	• Price group 2	+\$ 51	Specify infill finish number.
	• Price group 3	+\$ 151	Specify infill finish number.
HDVC Kit	Available on attached totem tables with third party integration		
	• Without HDVC kit	No cost	Specify with <i>no HDVC kit</i> .
	• With HDVC kit	+\$2084	Specify with <i>HDVC kit</i> .
Camera Ledge	Available on attached totem tables with HDVC kit		
	• Shroud-mounted ledge	No cost	Specify with <i>shroud-mounted ledge</i> .
	• Totem-mounted ledge	No cost	Specify with <i>totem-mounted ledge</i> .
CODEC Case	Available on attached totem tables with HDVC kit		
	• 2½ inch case	No cost	Specify with <i>2½ inch CODEC case</i> .
	• 5½ inch case	+\$ 65	Specify with <i>5½ inch CODEC case</i> .
Physical PUCK Quantity	Available on tables with only physical PUCKs		
	• Two PUCKs (not available on offset or TeamStudio tables)	+\$1440	Specify with <i>PUCK quantity two</i> .
	• Four PUCKs	+\$2880	Specify with <i>PUCK quantity four</i> .
	• Six PUCKs	+\$4320	Specify with <i>PUCK quantity six</i> .
	• Eight PUCKs (available on offset and TeamStudio tables only)	+\$5760	Specify with <i>PUCK quantity eight</i> .

► Options, continued on next page

media:scape
Tables

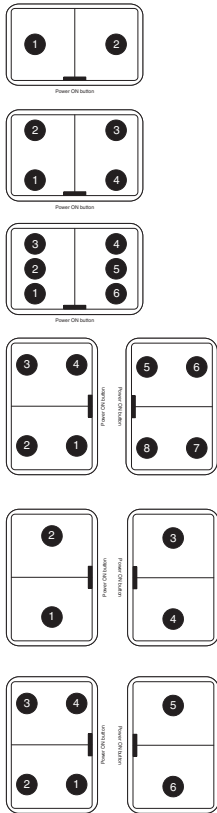
**For Canadian Pricing**

Multiply U.S. Price by the Canadian price factor.

► See page 1 for details.

► Options, continued from previous page

Tip: Physical PUCKs will be placed in the following configurations, based on the number of PUCKs specified.



Options	U.S. Price	Required to Specify
Physical PUCKs		
• PUCK 1		
– VGA	No cost	Specify with VGA PUCK.
– HDMI	No cost	Specify with HDMI PUCK.
– DisplayPort	No cost	Specify with DisplayPort PUCK.
– Mini DisplayPort	No cost	Specify with Mini DisplayPort PUCK.
• PUCK 2		
– VGA	No cost	Specify with VGA PUCK.
– HDMI	No cost	Specify with HDMI PUCK.
– DisplayPort	No cost	Specify with DisplayPort PUCK.
– Mini DisplayPort	No cost	Specify with Mini DisplayPort PUCK.
• PUCK 3		
– VGA	No cost	Specify with VGA PUCK.
– HDMI	No cost	Specify with HDMI PUCK.
– DisplayPort	No cost	Specify with DisplayPort PUCK.
– Mini DisplayPort	No cost	Specify with Mini DisplayPort PUCK.
• PUCK 4		
– VGA	No cost	Specify with VGA PUCK.
– HDMI	No cost	Specify with HDMI PUCK.
– DisplayPort	No cost	Specify with DisplayPort PUCK.
– Mini DisplayPort	No cost	Specify with Mini DisplayPort PUCK.
• PUCK 5		
– VGA	No cost	Specify with VGA PUCK.
– HDMI	No cost	Specify with HDMI PUCK.
– DisplayPort	No cost	Specify with DisplayPort PUCK.
– Mini DisplayPort	No cost	Specify with Mini DisplayPort PUCK.
• PUCK 6		
– VGA	No cost	Specify with VGA PUCK.
– HDMI	No cost	Specify with HDMI PUCK.
– DisplayPort	No cost	Specify with DisplayPort PUCK.
– Mini DisplayPort	No cost	Specify with Mini DisplayPort PUCK.
• PUCK 7		
– VGA	No cost	Specify with VGA PUCK.
– HDMI	No cost	Specify with HDMI PUCK.
– DisplayPort	No cost	Specify with DisplayPort PUCK.
– Mini DisplayPort	No cost	Specify with Mini DisplayPort PUCK.
• PUCK 8		
– VGA	No cost	Specify with VGA PUCK.
– HDMI	No cost	Specify with HDMI PUCK.
– DisplayPort	No cost	Specify with DisplayPort PUCK.
– Mini DisplayPort	No cost	Specify with Mini DisplayPort PUCK.

Defaulted Components	U.S. Price	Conditions
Electronic Packages		
• Package B	+\$ 513	Electronic package upcharges will be automatically applied based on other selections. ► See matrix, page 68
• Package D	+\$3371	
Maintenance Agreement Upcharge (electronic package upcharge not included)		
Electronic Package B		Maintenance agreement upcharges are automatically applied based on how many years have been selected for defaulted electronic package. ► See matrix, page 68
• One year	+\$ 747	
• Two years	+\$1345	
• Three years	+\$1906	
Electronic Package D		
• One year	+\$1441	
• Two years	+\$2595	
• Three years	+\$3676	

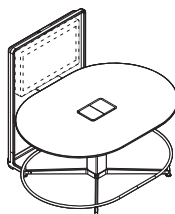
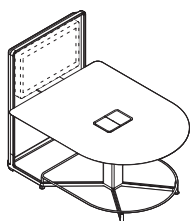
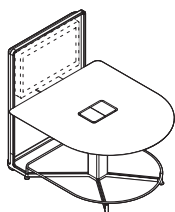
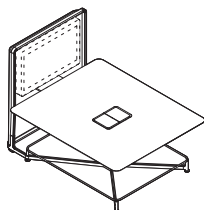
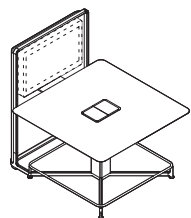


For Canadian Pricing

Multiply U.S. Price by the Canadian price factor.

► See page 1 for details.

Tip: Wood group 2, wood group 3, and full-fill upcharges are in addition to wood group 1 upcharge.



Specification Information

Dimensions			Totem Height	Style Number	U.S. Base Price	Options (Add \$ to Base Price)			
D	W	H				Wood Group 1	Wood Group 2	Wood Group 3	Full-Fill Finish on Wood Group 1

Square Stool-Height Table with Attached Totem (4 - 6 People)

60"	60"	38"	68"	MT03SS6060T	\$21,342	+\$627	+\$107	+\$373	+\$107

Rectangular Stool-Height Table with Attached Totem (4 - 6 People)

72"	60"	38"	68"	MT03SR7260T	\$21,626	+\$751	+\$175	+\$608	+\$175

Medium D-Shaped Stool-Height Table with Attached Totem (4 - 6 People)

66"	60"	38"	68"	MT03SM6660T	\$21,342	+\$627	+\$175	+\$608	+\$175

Large D-Shaped Stool-Height Table with Attached Totem (5 - 7 People)

78"	60"	38"	68"	MT03SL7860T	\$21,626	+\$751	+\$175	+\$608	+\$175

Capsule Stool-Height Table with Attached Totem (4 - 6 People)

60"	84"	38"	68"	MT03SC6084T	\$22,007	+\$751	+\$226	+\$789	+\$226

► Specification Information, continued on next page



For Canadian Pricing

Multiply U.S. Price by the Canadian price factor.

► See page 1 for details.

Stool-Height Tables, continued

► Specification Information, continued from previous page

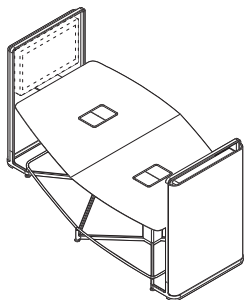
Tip: Wood group 2, wood group 3, and full-fill upcharges are in addition to wood group 1 upcharge.

Specification Information

Dimensions			Totem Height	Style Number	U.S. Base Price	Options (Add \$ to Base Price)			
D	W	H				Wood Group 1	Wood Group 2	Wood Group 3	Full-Fill Finish on Wood Group 1
•	•	•	•	•	•	•	•	•	•
•	•	•	•	•	•	•	•	•	•
•	•	•	•	•	•	•	•	•	•
•	•	•	•	•	•	•	•	•	•
•	•	•	•	•	•	•	•	•	•
•	•	•	•	•	•	•	•	•	•
•	•	•	•	•	•	•	•	•	•
•	•	•	•	•	•	•	•	•	•
•	•	•	•	•	•	•	•	•	•

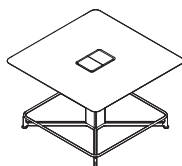
Offset Stool-Height Table with Attached Totem (8 people)

120"	80"	38"	68"	MT03SF12076T	\$42,200	+\$1568	+\$359	+\$1252	+\$359
•	•	•	•	•	•	•	•	•	•



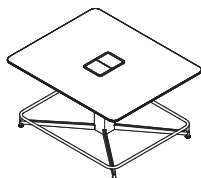
Square Stool-Height Table (6 – 8 people)

60"	60"	38"	N.A.	MT03SS6060	\$17,384	+\$ 627	+\$107	+\$ 373	+\$107
•	•	•	•	•	•	•	•	•	•



Rectangular Stool-Height Table (6 – 8 people)

72"	60"	38"	N.A.	MT03SR7260	\$17,648	+\$ 751	+\$175	+\$ 608	+\$175
•	•	•	•	•	•	•	•	•	•



Round Stool-Height Table (4 – 6 people)

60"	60"	38"	N.A.	MT03SR60	\$17,648	+\$ 627	+\$107	+\$ 374	+\$107
•	•	•	•	•	•	•	•	•	•



► Specification Information, continued on next page



For Canadian Pricing

Multiply U.S. Price by the Canadian price factor.

► See page 1 for details.



Specification Information

• Dimensions			• Style Number	• U.S. Base Price	• Options			
D	W	H			(Add \$ to Base Price)			
						• Wood		• Full-Fill Finish on Wood Group 1
						Wood	Wood	
						Group 1	Group 2	
						Group 1	Group 3	

60"	84"	38"	N.A.	MT03SC6084	\$18,056	+\$751	+\$226	+\$789	+\$226
-----	-----	-----	------	-------------------	----------	--------	--------	--------	--------

66"	60"	38"	N.A.	MT03SM6660	\$17,384	+\$627	+\$175	+\$608	+\$175
-----	-----	-----	------	-------------------	----------	--------	--------	--------	--------

78"	60"	38"	N.A.	MT03SL7860	\$17,648	+\$751	+\$175	+\$608	+\$175
-----	-----	-----	------	-------------------	----------	--------	--------	--------	--------

 **For Canadian Pricing**
Multiply U.S. Price by the
Canadian price factor.
▶ See page 1 for details.

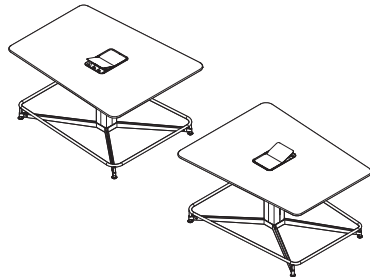
Stool-Height Tables, continued

► Specification Information, continued from previous page

Tip: Wood group 2, wood group 3, and full-fill upcharges are in addition to wood group 1 upcharge.

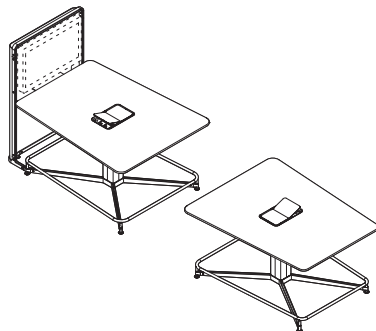
Specification Information

Dimensions			Totem Height	Style Number	U.S. Base Price	Options (Add \$ to Base Price)			
D	W	H				Wood Group 1	Wood Group 2	Wood Group 3	Full-Fill Finish on Wood Group 1



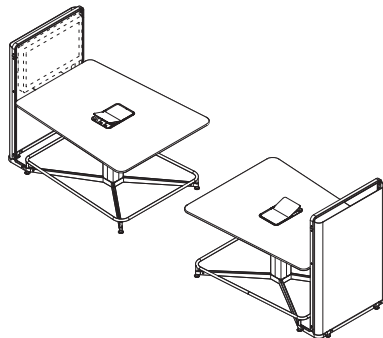
TeamStudio Table (8 - 12 People)

75"	60"	38"	N.A.	MT03ST7560	\$35,816	+\$1568	+\$359	+\$1252	+\$359



TeamStudio Attached Single Totem (8 - 12 People)

75"	60"	38"	68"	MT03ST7560T	\$39,781	+\$1568	+\$359	+\$1252	+\$359



TeamStudio Attached Dual Totems (8 - 12 People)

75"	60"	38"	68"	MT03ST7560TT	\$43,081	+\$1568	+\$359	+\$1252	+\$359



For Canadian Pricing
Multiply U.S. Price by the Canadian price factor.
► See page 1 for details.

media:scape Table — Pricing Matrix

media:scape Table —
Pricing Matrix

Electronic Package	Third Party Integration	Puck System	PUCK Quantity	Display Quantity	Electronic Package Upcharge	Maintenance Agreement		
						One Year	Two Year	Three Year
B	No	Physical Only	2 or 4	1 or 2	+\$ 513	+\$ 747	+\$1345	+\$1906
D	With	Physical Only	2 or 4	1 or 2	+\$3371	+\$1441	+\$2595	+\$3676
D	With	Physical Only	6 or 8	1 or 2	+\$3371	+\$1441	+\$2595	+\$3676
D	With	Physical Only	2 or 4	3 or 4	+\$3371	+\$1441	+\$2595	+\$3676
D	With	Physical Only	6 or 8	3 or 4	+\$3371	+\$1441	+\$2595	+\$3676
D	No	Physical Only	6 or 8	1 or 2	+\$3371	+\$1441	+\$2595	+\$3676
D	No	Physical Only	2 or 4	3 or 4	+\$3371	+\$1441	+\$2595	+\$3676
D	No	Physical Only	6 or 8	3 or 4	+\$3371	+\$1441	+\$2595	+\$3676

Package B: Includes small (4x2) switcher

Package D: Includes large (8x4) switcher

► See page 68 for more information.

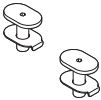


For Canadian Pricing

Multiply U.S. Price by the
Canadian price factor.

► See page 1 for details.

Seismic Anchor Brackets



Tip: One bracket is used per leg, so two packages should be ordered per table.

Standard Includes	Required to Specify
-------------------	---------------------

- | | |
|---|--|
| <ul style="list-style-type: none">▶ Need help? Product details, page 41 | <ul style="list-style-type: none">• Brackets: package of two |
| | Style number |

Specification Information	
---------------------------	--

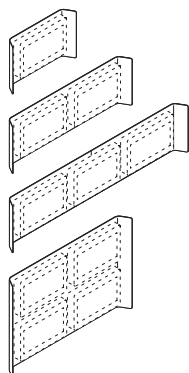
- | | |
|----------------|--------------|
| • Style Number | • U.S. Price |
| : | : |
| : | : |

CQSA	\$60
:	:



For Canadian Pricing
Multiply U.S. Price by the Canadian price factor.
▶ See page 1 for details.

Wall-Mounted Shrouds



Tip: Bridge is only available on some style numbers. If seismic is selected, a bridge cannot be selected.

Tip: media:scape wall-mounted shrouds do not include electronics to support additional displays.

Standard Includes	Required to Specify
<ul style="list-style-type: none"> Need help? Product details, page 58 Wall-mounted shroud Monitor brackets: black 	<ul style="list-style-type: none"> 1 Style number 2 Paint color number for shroud: <ul style="list-style-type: none"> 4140 Arctic White Gloss 4799 Platinum Metallic 4803 Near Black Metallic 7246 Midnight Metallic 3 Options, if selected (see below)

Options	U.S. Price	Required to Specify
Bridge <ul style="list-style-type: none"> Bridge 	See below and at right	Specify <i>with bridge</i> .
Seismic <ul style="list-style-type: none"> Seismic 	See below and at right	Specify <i>with seismic</i> .

Specification Information			
Dimensions	Style Number	U.S. Base Price	Options
D W H			(Add \$ to Base Price)
			Bridge Seismic

Single 32" Wall-Mounted Shroud

6 1/2"	35"	23 1/2"	MTSWS32	\$1588	+\$546	+\$65

Single 42" Wall-Mounted Shroud

6 1/2"	44"	27 1/2"	MTSWS42	\$1878	+\$546	+\$65

Single 46" Wall-Mounted Shroud

6 1/2"	48 1/2"	30 1/2"	MTSWS46	\$2032	+\$546	+\$65

Single 55" Wall-Mounted Shroud

6 1/2"	56"	35"	MTSWS55	\$2381	+\$546	+\$65

Single 65" Wall-Mounted Shroud

6 1/2"	65"	40 1/2"	MTSWS65	\$2765	+\$546	+\$65

Dual 32" Wall-Mounted Shroud

6 1/2"	67"	23 1/2"	MTSWD32	\$2315	+\$546	+\$95

Dual 42" Wall-Mounted Shroud

6 1/2"	86"	27 1/2"	MTSWD42	\$3242	+\$546	+\$95

Dual 42" Wall-Mounted Shroud with CODEC Case

7 1/2"	86"	27 1/2"	MTSWD42C	\$3886	N.A.	N.A.

Dual 46" Wall-Mounted Shroud

6 1/2"	95"	30 1/2"	MTSWD46	\$3549	+\$546	+\$95

► Specification Information, continued on next page



For Canadian Pricing
Multiply U.S. Price by the Canadian price factor.
► See page 1 for details.

► Specification Information, continued from previous page

Specification Information

• Dimensions			• Style Number	• U.S. Base Price	• Options	
D	W	H			(Add \$ to Base Price)	
					Bridge	Seismic

Dual 46" Wall-Mounted Shroud with CODEC Case

7 1/2"	95"	30 1/2"	MTSWD46C	\$4193	N.A.	N.A.
--------	-----	---------	-----------------	--------	------	------

Dual 55" Wall-Mounted Shroud

6 1/2"	109 1/2"	35"	MTSWD55	\$4245	N.A.	+\$ 95
--------	----------	-----	----------------	--------	------	--------

Dual 65" Wall-Mounted Shroud

6 1/2"	127"	40 1/2"	MTSWD65	\$5370	N.A.	+\$ 95
--------	------	---------	----------------	--------	------	--------

Triple 32" Wall-Mounted Shroud

6 1/2"	99 1/2"	23 1/2"	MTSWT32	\$3705	N.A.	+\$127
--------	---------	---------	----------------	--------	------	--------

Triple 42" Wall-Mounted Shroud

6 1/2"	127 1/2"	27 1/2"	MTSWT42	\$4862	N.A.	+\$127
--------	----------	---------	----------------	--------	------	--------

Triple 42" Wall-Mounted Shroud with CODEC Case

7 1/2"	127 1/2"	27 1/2"	MTSWT42C	\$5506	N.A.	N.A.
--------	----------	---------	-----------------	--------	------	------

Triple 46" Wall-Mounted Shroud

6 1/2"	141 1/2"	30 1/2"	MTSWT46	\$5326	N.A.	+\$127
--------	----------	---------	----------------	--------	------	--------

Triple 46" Wall-Mounted Shroud with CODEC Case

7 1/2"	141 1/2"	30 1/2"	MTSWT46C	\$5970	N.A.	N.A.
--------	----------	---------	-----------------	--------	------	------

Triple 55" Wall-Mounted Shroud

6 1/2"	163"	35"	MTSWT55	\$6367	N.A.	+\$127
--------	------	-----	----------------	--------	------	--------

Triple 65" Wall-Mounted Shroud

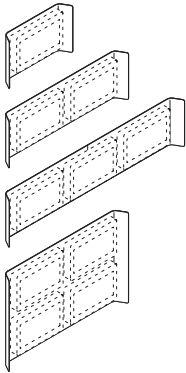
6 1/2"	189 1/2"	40 1/2"	MTSWT65	\$7570	N.A.	+\$127
--------	----------	---------	----------------	--------	------	--------

Quad 32" Wall-Mounted Shroud

6 1/2"	67"	45"	MTSWQ32	\$4940	N.A.	+\$ 95
--------	-----	-----	----------------	--------	------	--------

Quad 42" Wall-Mounted Shroud

6 1/2"	86"	54"	MTSWQ42	\$6483	N.A.	+\$ 95
--------	-----	-----	----------------	--------	------	--------



Tip: When integrating with an HD videoconferencing CODEC, order one additional scaler with an HDMI cable.

Tip: Larger CODECs may not fit within a wall-mounted shroud CODEC case.

► Review the dimensions on page 60 to ensure there is sufficient space.

**For Canadian Pricing**

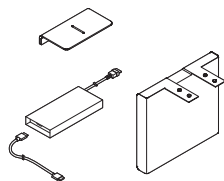
Multiply U.S. Price by the Canadian price factor.

► See page 1 for details.

Video Conferencing Components

HDVC Kit

For Use with media:scape Tables with Attached Totem



Tip: The HDVC kit is for media:scape tables with attached totem only. When specifying other media:scape with HDVC applications, each video conferencing component can be ordered separately.

Tip: To specify the shroud mounted camera ledge in 7246 Midnight Metallic, order each HDVC kit component individually.

Tip: Dual display includes one additional HDMI cable.

Standard Includes	Required to Specify
<ul style="list-style-type: none"> Totem-mount camera ledge: paint 2 1/2" CODEC case with strap for securing CODEC and Kensington lock feature Scaler Two HDMI cables (monitor extension cables for media:scape digital technology) 	<ol style="list-style-type: none"> Style number Paint color number for ledge: <ul style="list-style-type: none"> 4140 Arctic White Gloss 4799 Platinum Metallic 4803 Near Black Metallic Paint color number for CODEC case: <ul style="list-style-type: none"> 4140 Arctic White Gloss 4799 Platinum Metallic 4803 Near Black Metallic Camera ledge: totem-mounted or shroud-mounted Display quantity CODEC case size Options, if selected (see below)

Options	U.S. Price	Required to Specify
Accessories Camera ledge <ul style="list-style-type: none"> Shroud-mounted 	No cost	Specify with shroud-mounted camera ledge.
Display quantity <ul style="list-style-type: none"> Single Dual 	No cost +\$65	Specify with single display. Specify with dual display.
CODEC case <ul style="list-style-type: none"> 5 1/2" CODEC case 	+\$89	Specify with 5 1/2" CODEC case.

Specification Information	
Style Number	U.S. Base Price
MT02HDVCKIT	\$2084



For Canadian Pricing

Multiply U.S. Price by the Canadian price factor.

► See page 1 for details.

Camera Ledges

Standard Includes	Required to Specify
<ul style="list-style-type: none"> ▶ Need help? Product details, page 64 • Camera ledge 	<ul style="list-style-type: none"> 1 Style number 2 Paint color number for ledge: <ul style="list-style-type: none"> 4140 Arctic White Gloss 4799 Platinum Metallic 4803 Near Black Metallic 7246 Midnight Metallic (available on shroud-mounted only)

Specification Information

Dimensions	Style	U.S.
D W H	Number	Price
:	:	:

Shroud-Mounted Camera Ledge

6 1/2"	11 1/2"	2"	MTHS	\$322
:	:	:	:	:

Totem-Mounted Camera Ledge

6 1/2"	11 1/2"	1 1/2"	MTHT	\$322
:	:	:	:	:



CODEC Cases

Tip: An additional scaler and an HDMI cable is needed to connect to the CODEC.
 ▶ See Scaler, page 94.
 ▶ See HDMI Cables, page 94.

Standard Includes	Required to Specify
<ul style="list-style-type: none"> ▶ Need help? Product details, page 65 • CODEC case: paint • Strap for securing CODEC • Features for Kensington lock attachment 	<ul style="list-style-type: none"> 1 Style number 2 Paint color number for case: <ul style="list-style-type: none"> 4140 Arctic White Gloss 4799 Platinum Metallic 4803 Near Black Metallic

Specification Information

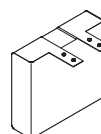
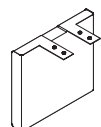
Dimensions	Style	U.S.
D W H	Number	Price
:	:	:

21 1/2" CODEC Case

3"	23"	21"	MTCC2	\$1068
:	:	:	:	:

51 1/2" CODEC Case

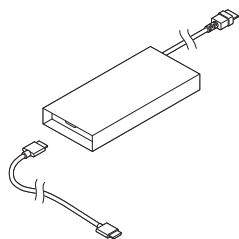
6"	23"	21"	MTCC5	\$1157
:	:	:	:	:



 **For Canadian Pricing**
 Multiply U.S. Price by the Canadian price factor.
 ▶ See page 1 for details.

Electronics

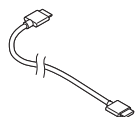
Scaler



Tip: In situations where media:scape will send video to another system, like HDVC, an additional scaler is recommended.

Standard Includes		Required to Specify
► Need help? Product details, page 44	<ul style="list-style-type: none"> Scaler HDMI cable (a monitor extension cable for media:scape digital technology) 	Style number
Specification Information		
Style Number	U.S. Price	
MT02SC169	\$695	

HDMI Cables

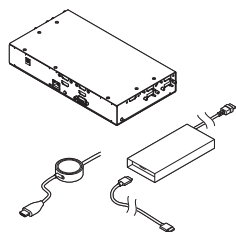


Standard Includes		Required to Specify
► Need help? Product details, page 44	<ul style="list-style-type: none"> HDMI cable (a monitor extension cable for media:scape digital technology) 	Style number
Specification Information		
Length	Style Number	U.S. Price
10'	MT02HD0110	\$ 65
25'	MT02HD0125	\$107
50'	MT02HD0150	\$177



For Canadian Pricing
Multiply U.S. Price by the
Canadian price factor.
► See page 1 for details.

media:scape Digital Upgrade Package Standard



Tip: HDMI monitor extension cables are intended for use with attached totem applications. For wall mounted monitor applications, HDMI monitor extension cables will need to be specified separately.

Tip: Monitors are not included

Tip: Scalers are included.

Tip: media:scape digital switchers include a network port that must be connected to an Ethernet network cable to enable media:scape manager.



For Canadian Pricing

Multiply U.S. Price by the Canadian price factor.

▶ See page 1 for details.

Standard Includes

► Need help?
Product details,
page 52

- 8x4 Digital switcher
- Digital scaler
- 10' HDMT monitor extension cable

Required to Specify

- 1 Style number
- 2 PUCK quantity (see below under Required Selections)
- 3 Physical PUCKS (see below under Required Selections)
- 4 Display quantity (see below under Required Selections)
- 5 Maintenance agreement (see below under Required Selections)

	Required Selections	U.S. Price	Required to Specify
Physical PUCK Quantity	<ul style="list-style-type: none">• 2 PUCKs• 4 PUCKs• 6 PUCKs• 8 PUCKs	No cost +\$1440 +\$2880 +\$4328	Specify with 2 PUCKs. Specify with 4 PUCKs. Specify with 6 PUCKs. Specify with 8 PUCKs.
Physical PUCKs	<ul style="list-style-type: none">• PUCK 1<ul style="list-style-type: none">- VGA- HDMI- DisplayPort- Mini DisplayPort• PUCK 2<ul style="list-style-type: none">- VGA- HDMI- DisplayPort- Mini DisplayPort• PUCK 3<ul style="list-style-type: none">- VGA- HDMI- DisplayPort- Mini DisplayPort• PUCK 4<ul style="list-style-type: none">- VGA- HDMI- DisplayPort- Mini DisplayPort• PUCK 5<ul style="list-style-type: none">- VGA- HDMI- DisplayPort- Mini DisplayPort• PUCK 6<ul style="list-style-type: none">- VGA- HDMI- DisplayPort- Mini DisplayPort• PUCK 7<ul style="list-style-type: none">- VGA- HDMI- DisplayPort- Mini DisplayPort• PUCK 8<ul style="list-style-type: none">- VGA- HDMI- DisplayPort- Mini DisplayPort	No cost No cost No cost No cost No cost No cost No cost No cost No cost No cost No cost No cost No cost No cost No cost No cost No cost No cost No cost No cost No cost No cost No cost No cost	Specify with VGA PUCK. Specify with HDMI PUCK. Specify with DisplayPort PUCK. Specify with Mini DisplayPort PUCK. Specify with VGA PUCK. Specify with HDMI PUCK. Specify with DisplayPort PUCK. Specify with Mini DisplayPort PUCK. Specify with VGA PUCK. Specify with HDMI PUCK. Specify with DisplayPort PUCK. Specify with Mini DisplayPort PUCK. Specify with VGA PUCK. Specify with HDMI PUCK. Specify with DisplayPort PUCK. Specify with Mini DisplayPort PUCK. Specify with VGA PUCK. Specify with HDMI PUCK. Specify with DisplayPort PUCK. Specify with Mini DisplayPort PUCK. Specify with VGA PUCK. Specify with HDMI PUCK. Specify with DisplayPort PUCK. Specify with Mini DisplayPort PUCK.
Display Quantity	<ul style="list-style-type: none">• One display• Two displays• Three displays• Four displays	No cost +\$ 695 +\$1390 +\$2084	Specify with one display. Specify with two displays. Specify with three displays. Specify with four displays.

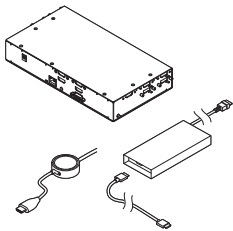
► Required Selections, continued on next page

► Required Selections, continued from previous page

	Required Selections	U.S. Price	Required to Specify
Maintenance Agreement	• One year	+\$1441	Specify with one year maintenance agreement.
	• Two years	+\$2595	Specify with two year maintenance agreement.
	• Three years	+\$3676	Specify with three year maintenance agreement.

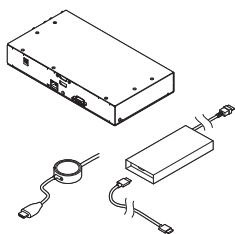
Specification Information

Style Number	U.S. Base Price
MT03TK	\$8259
.	.



For Canadian Pricing
Multiply U.S. Price by the
Canadian price factor.
► See page 1 for details.

media:scape Digital Upgrade Package Lite



► Need help?
Product details,
page 52

- ### Standard Includes
- 4x2 Digital switcher
 - Digital scaler
 - 10' HDMI monitor extension cable

Required to Specify

- 1 Style number
- 2 PUCK quantity (see below under Required Selections)
- 3 Physical PUCKs (see below under Required Selections)
- 4 Display quantity (see below under Required Selections)
- 5 Maintenance agreement (see below under Required Selections)

Tip: HDMI monitor extension cables are intended for use with attached totem applications. For wall mounted monitor applications, HDMI monitor extension cables will need to be specified separately.

Tip: Monitors are not included

Tip: Scalers are included.

Tip: media:scape digital switchers include a network port that must be connected to a network cable to enable media:scape manager.

	Required Selections	U.S. Price	Required to Specify
Physical PUCK Quantity	• 2 PUCKs • 4 PUCKs	No cost +\$1440	Specify <i>with 2 PUCKs.</i> Specify <i>with 4 PUCKs.</i>
Physical PUCKs	<ul style="list-style-type: none"> • PUCK 1 <ul style="list-style-type: none"> - VGA - HDMI - DisplayPort - Mini DisplayPort • PUCK 2 <ul style="list-style-type: none"> - VGA - HDMI - DisplayPort - Mini DisplayPort • PUCK 3 <ul style="list-style-type: none"> - VGA - HDMI - DisplayPort - Mini DisplayPort • PUCK 4 <ul style="list-style-type: none"> - VGA - HDMI - DisplayPort - Mini DisplayPort 	No cost No cost No cost No cost No cost No cost No cost No cost No cost No cost No cost No cost No cost No cost No cost No cost	Specify <i>with VGA PUCK.</i> Specify <i>with HDMI PUCK.</i> Specify <i>with DisplayPort PUCK.</i> Specify <i>with Mini DisplayPort PUCK.</i> Specify <i>with VGA PUCK.</i> Specify <i>with HDMI PUCK.</i> Specify <i>with DisplayPort PUCK.</i> Specify <i>with Mini DisplayPort PUCK.</i> Specify <i>with VGA PUCK.</i> Specify <i>with HDMI PUCK.</i> Specify <i>with DisplayPort PUCK.</i> Specify <i>with Mini DisplayPort PUCK.</i> Specify <i>with VGA PUCK.</i> Specify <i>with HDMI PUCK.</i> Specify <i>with DisplayPort PUCK.</i> Specify <i>with Mini DisplayPort PUCK.</i>
Display Quantity	• One display • Two displays	No cost +\$ 695	Specify <i>with one display.</i> Specify <i>with two displays.</i>
Maintenance Agreement	<ul style="list-style-type: none"> • One year • Two years • Three years 	+\$ 747 +\$1345 +\$1906	Specify <i>with one year maintenance agreement.</i> Specify <i>with two year maintenance agreement.</i> Specify <i>with three year maintenance agreement.</i>

Specification Information

• Style Number	• U.S. Base Price
MT03TK2	\$5548

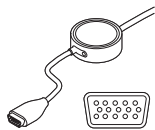


For Canadian Pricing

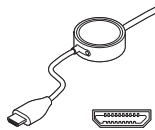
Multiply U.S. Price by the Canadian price factor.

▶ See page 1 for details.

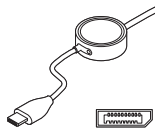
Tip: Order these PUCKs to retrofit into existing tables. PUCKs with digital connections can only connect into the media:scape switcher. If your table was purchased before February 2012, a maximum of six PUCKs with digital connections can connect into the switcher. If more than six PUCKs are connected, the switcher will not send a video signal. Please contact LineOne if you have any additional questions at 1.888.STEELCASE.



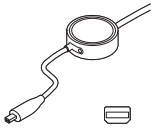
VGA



HDMI



DisplayPort



mini DisplayPort

Standard Includes	Required to Specify
<ul style="list-style-type: none"> Need help? Product details, page 66 Physical PUCK Switcher-to-PUCK cable PUCK-to-device cable 	Style number

Specification Information

Style Number	U.S. Price
--------------	------------

VGA PUCK

MS02PKVG01U	\$720
--------------------	-------

HDMI PUCK

MS02PKHD01U	\$720
--------------------	-------

DisplayPort PUCK

MS02PKDP01U	\$720
--------------------	-------

mini DisplayPort PUCK

MS02PKDP02U	\$720
--------------------	-------



For Canadian Pricing
Multiply U.S. Price by the Canadian price factor.
► See page 1 for details.

Steelcase Application Server and media:scape Manager License

Steelcase Application Server

Tip: Although the Steelcase application server is available at no cost, an order must be placed for a valid license. This license will ensure future access to technical support and software updates.

Standard Includes		Required to Specify
<ul style="list-style-type: none">Steelcase application server licensemedia:scape manager application (license sold separately - see below)		Style number
Specification Information		
Style Number	U.S. Price	
VS10	No cost	

media:scape Manager License

Tip: The media:scape manager license should only be ordered by customers who do not have an active maintenance agreement. Customers with active maintenance agreements may request their license key at no cost. Please contact MAs@steelcase.com for further information or with any questions.

Tip: media:scape manager is an application that comes standard with and runs on the Steelcase application server. The Steelcase application server (style number VS10) and media:scape manager application must be installed prior to the purchase of the media:scape manager license.

Tip: To connect to media:scape manager, the media:scape digital switcher must be connected to an Ethernet network cable.

Standard Includes		Required to Specify
<ul style="list-style-type: none">media:scape manager license		Style number
Specification Information		
Style Number	U.S. Price	
MM10A	\$5231	



For Canadian Pricing

Multiply U.S. Price by the Canadian price factor.

► See page 1 for details.

Understanding and Specifying media:scape TC



Statement of Line

102



Product Details

media:scape Tables TC	104
media:scape TeamStudio TC	106
Under the Hood – media:scape TC	107
media:scape TC – Data Cable Routing	108




Specifying

Lounge-Height Tables TC	110
Desk-Height Tables TC	112
Stool-Height Tables TC	116

Statement of Line


media:scape TC

Lounge-Height Tables TC



Small D-Shaped Lounge-Height Table with Attached Totem

Understanding
▶ Page 104
Specifying
▶ Page 110



Pear-Shaped Lounge-Height Table with Attached Totem

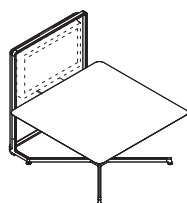
Understanding
▶ Page 104
Specifying
▶ Page 110



Round Lounge-Height Table

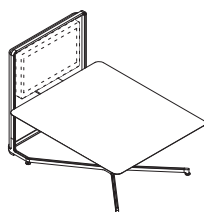
Understanding
▶ Page 104
Specifying
▶ Page 110

Desk-Height Tables TC



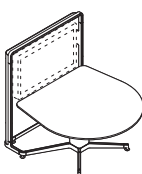
Square Desk-Height Table with Attached Totem

Understanding
▶ Page 104
Specifying
▶ Page 112



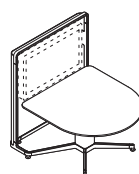
Rectangular Desk-Height Table with Attached Totem

Understanding
▶ Page 104
Specifying
▶ Page 112



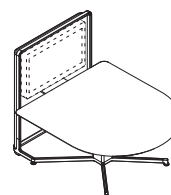
Pear-Shaped Desk-Height Table with Attached Totem

Understanding
▶ Page 104
Specifying
▶ Page 112



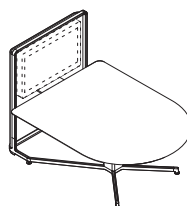
Small D-Shaped Desk-Height Table with Attached Totem

Understanding
▶ Page 104
Specifying
▶ Page 112



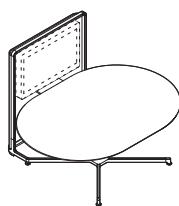
Medium D-Shaped Desk-Height Table with Attached Totem

Understanding
▶ Page 104
Specifying
▶ Page 112



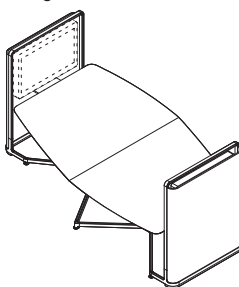
Large D-Shaped Desk-Height Table with Attached Totem

Understanding
▶ Page 104
Specifying
▶ Page 112



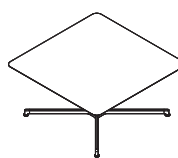
Capsule Desk-Height Table with Attached Totem

Understanding
▶ Page 104
Specifying
▶ Page 112



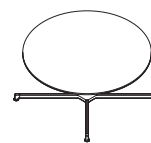
Offset Desk-Height Table with Attached Totems

Understanding
▶ Page 104
Specifying
▶ Page 112



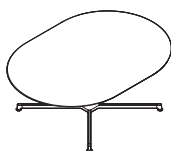
Square Desk-Height Table

Understanding
▶ Page 104
Specifying
▶ Page 112



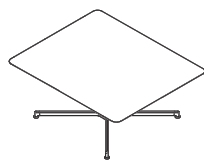
Round Desk-Height Table

Understanding
▶ Page 104
Specifying
▶ Page 112



Capsule Desk-Height Table

Understanding
▶ Page 104
Specifying
▶ Page 112



Rectangular Desk-Height Table

Understanding
▶ Page 104
Specifying
▶ Page 112



Medium D-Shaped Desk-Height Table

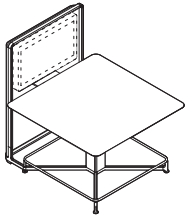
Understanding
▶ Page 104
Specifying
▶ Page 112



Large D-Shaped Desk-Height Table

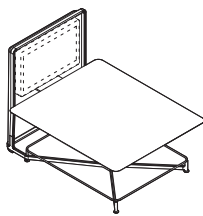
Understanding
▶ Page 104
Specifying
▶ Page 112

Stool-Height Tables TC



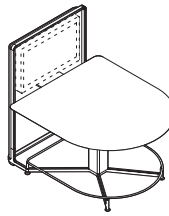
Square Stool-Height Table with Attached Totem

Understanding
 ▶ Page 104
 Specifying
 ▶ Page 116



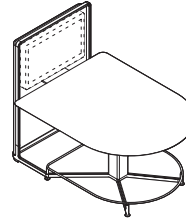
Rectangular Stool-Height Table with Attached Totem

Understanding
 ▶ Page 104
 Specifying
 ▶ Page 116



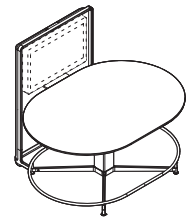
Medium D-Shaped Stool-Height Table with Attached Totem

Understanding
 ▶ Page 104
 Specifying
 ▶ Page 116



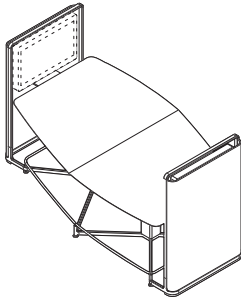
Large D-Shaped Stool-Height Table with Attached Totem

Understanding
 ▶ Page 104
 Specifying
 ▶ Page 116



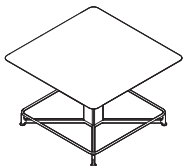
Capsule Stool-Height Table with Attached Totem

Understanding
 ▶ Page 104
 Specifying
 ▶ Page 116



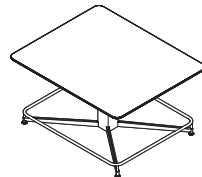
Offset Stool-Height Table with Attached Totem

Understanding
 ▶ Page 104
 Specifying
 ▶ Page 116



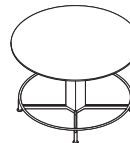
Square Stool-Height Table

Understanding
 ▶ Page 104
 Specifying
 ▶ Page 116



Rectangular Stool-Height Table

Understanding
 ▶ Page 104
 Specifying
 ▶ Page 116



Round Stool-Height Table

Understanding
 ▶ Page 104
 Specifying
 ▶ Page 116



Capsule Stool-Height Table

Understanding
 ▶ Page 104
 Specifying
 ▶ Page 116



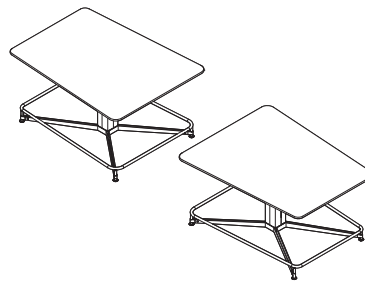
Medium D-Shaped Stool-Height Table

Understanding
 ▶ Page 104
 Specifying
 ▶ Page 116



Large D-Shaped Stool-Height Table

Understanding
 ▶ Page 104
 Specifying
 ▶ Page 116



TeamStudio Table

Understanding
 ▶ Page 106
 Specifying
 ▶ Page 119

media:scape Tables TC

media:scape tables TC (Technology of Choice)

support small team, collaborative meeting spaces. The tables are offered in three heights to facilitate collaborative work in multiple postures.

► Specifying, page 110

media:scape tables TC

are available in three table heights: 23"H lounge-height, 28½"H desk-height, and 38"H stool-height. Surfaces are 1⅜" thick with a wood core and are supported by a column structure. All surfaces are available in laminate or veneer and come standard with a knife edge.

Lounge-height tables

TC are available in three shapes: round, D-shaped, and pear. The D-shaped and pear tables include a totem.

Desk-height and stool-height tables TC

are available in ten shapes: square, rectangular, pear, round, small D-shaped, medium D-shaped, large D-shaped, capsule, offset, and TeamStudio (stool-height only). All are offered with an attached totem, except round.

Offset tables TC have a two-piece top which comes standard with two totems, one on each end of the table.

Totem is available in three finishes. Totems may be attached to all media:scape tables except round. The totem supports one flat screen monitor with an option to support two. An infill must be specified and is available in painted aluminum.

Surfaces are available in both laminate and veneer.

CODEC cases to store technology devices can be ordered for tables with totems. For CODEC case dimensions, see page 65.

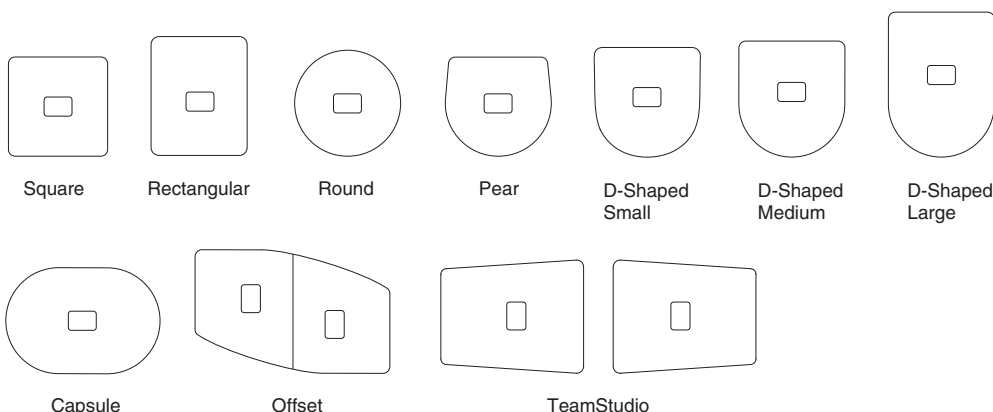
media:scape tables TC

can be specified with or without the media well (cutout/power well). When a media well is specified, it houses power receptacles, data ports, and has a hinged cover. No PUCKs, cables, or power button are included in media:scape tables without technology.

Base is available in three finishes and includes a column and legs. A stainless steel foot ring is standard on the stool-height tables.

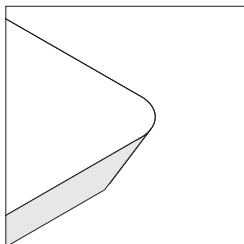
Glides provide 1" of adjustment for leveling.

Profile surfaces have a 3 mm edge banding along all sides.

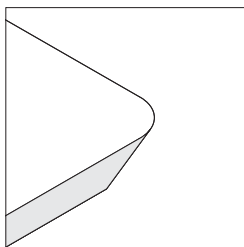


Tip: Tables can be specified without media well (cutout/power well).

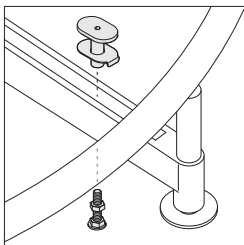
Product Details



Laminate surface edges are plastic and finish selection is available.
► See *Recommended Surface Edge Finishes*, page 190, for recommendations.



Veneer surface edges are veneer and match the top surface.



Seismic anchor brackets secure the media:scape leg to the floor in seismic zones or in settings that need to be permanently attached to the floor. Brackets are ordered separately in a package of two (two packages should be ordered per table).
► See page 88.

To secure a monitor to media:scape, a locking mechanism can be ordered from an external supplier such as PDR (pdrmounts.com/pdr2/) model number PDM-0108.

Safety Disclaimer

All Steelcase warranties and certifications are explicitly limited to the Steelcase product. For information regarding any non-Steelcase electrical or electric components, refer to the identification label(s) and use instructions provided with those components.

Power and Data

Power is included whenever the media well (cutout/power well) is specified.

Wires can be housed in the column media well.

Data:
End user accessible network cables can be connected within the media:scape media well for end users who require a physical network connection.

Surface Materials

Surface

- Laminate
- Wood veneer

Edge

- Plastic – laminate surfaces
- Wood veneer – wood veneer surfaces

Base

- Paint

Column

- Painted to match base

Media well covers

- Painted to match base

Totem frame

- Painted to match base

Totem infill

- Painted aluminum

Foot ring

- Stainless steel

media:scape TeamStudio TC

media:scape TeamStudio TC (Technology of Choice)

is designed for active project teams collaborating on video.

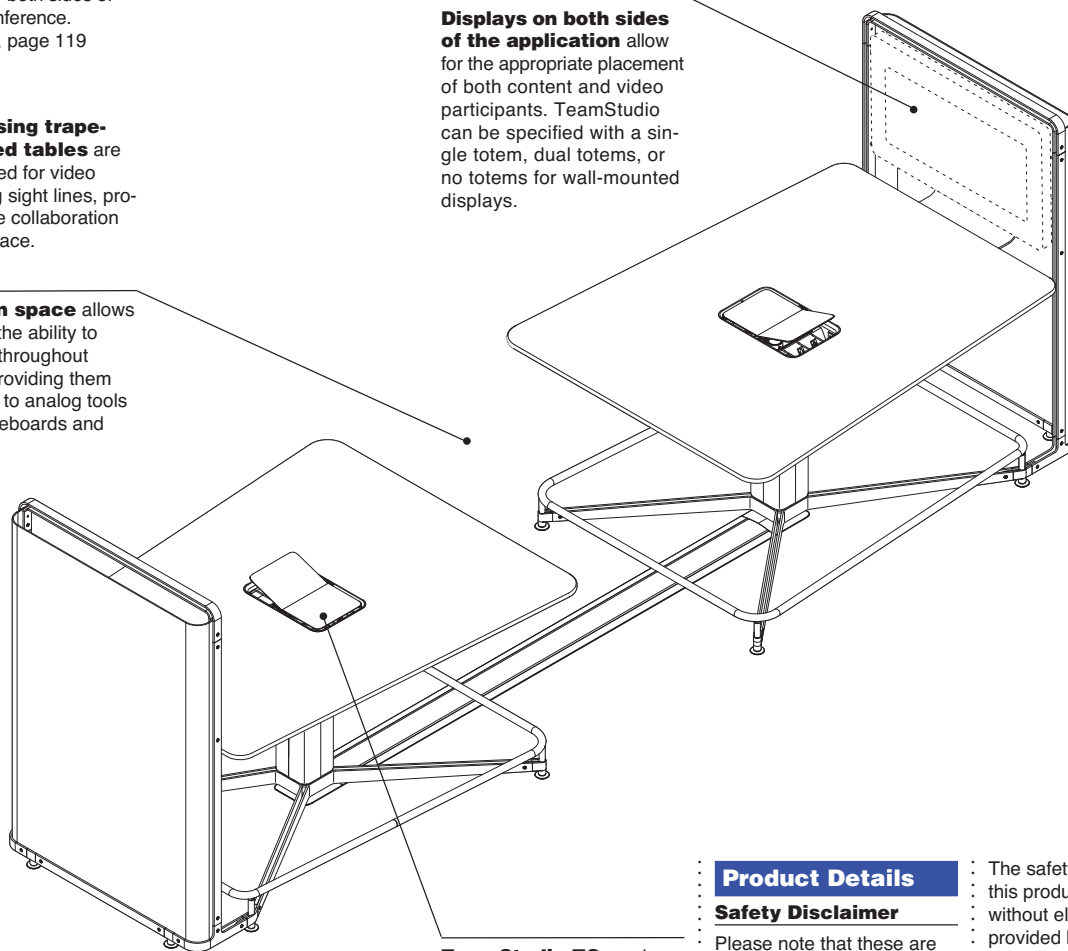
The tables are offered in stool-height to optimize for video sight lines and for multiple work modes. media:scape TeamStudio facilitates the sharing of both digital and analog information, while amplifying project team collaboration for both sides of the video conference.

► Specifying, page 119

Two opposing trapezoid-shaped tables are both optimized for video conferencing sight lines, promoting active collaboration within the space.

Circulation space allows participants the ability to move freely throughout the space, providing them easy access to analog tools such as whiteboards and flipcharts.

Displays on both sides of the application allow for the appropriate placement of both content and video participants. TeamStudio can be specified with a single totem, dual totems, or no totems for wall-mounted displays.



TeamStudio TC can be specified with or without the media well (cutout/power well). When a media well is specified, it houses power receptacles, data ports, and has a hinged cover. No PUCKs, cables, or power button are included in media:scape without technology tables.

Product Details

Safety Disclaimer

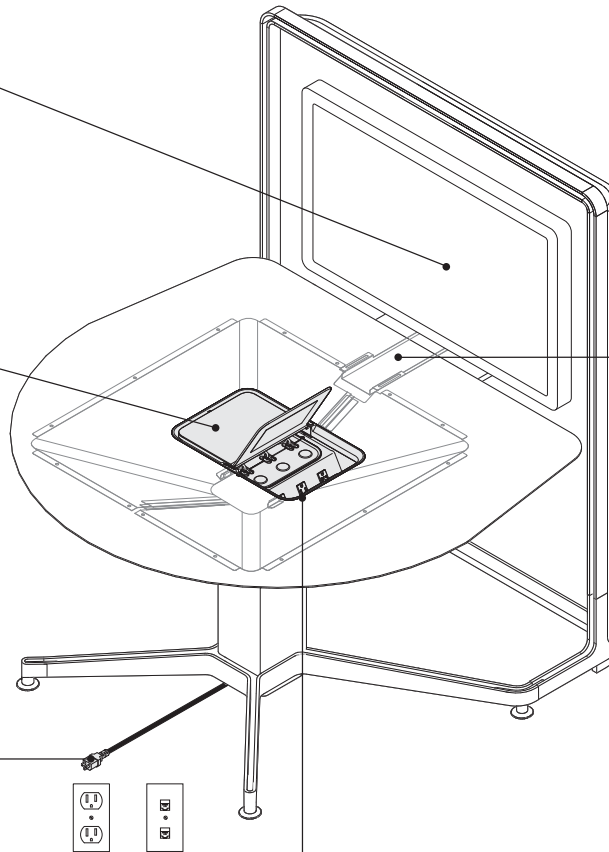
Please note that these are the parameters used by Steelcase. We do not have a way of checking that the work done in the field meets all our quality standards. Therefore, please be aware that by doing a field cutout/retrofit/mounting additional equipment, you assume full responsibility for local inspections, workmanship, reliability, and ultimate performance of the product.

The safety certifications for this product, as it is sold without electronics, are provided by Steelcase. This product as sold has no EMC certifications because there are no electronic components using any frequency above 9,000hz (cycles per second). Any required safety and EMC certifications for any third party electronic systems provided by the owner will need to be acquired by the owner at its expense. Steelcase cannot provide any assistance in this electronic equipment certification.

A single monitor table with totem should be specified with a 40"–42" diagonal screen dimension for optimal viewing. The inside dimension of the totem, from above the table top to the underside of the totem, is 28¹/₂"H, and the internal width between the two sides of the totem is 47¹/₂"W.

Media well provides power receptacles. Data ports can be added if desired.
► See page 40

A 7' power cord exits the base of the column and can be plugged into the floor or wall.



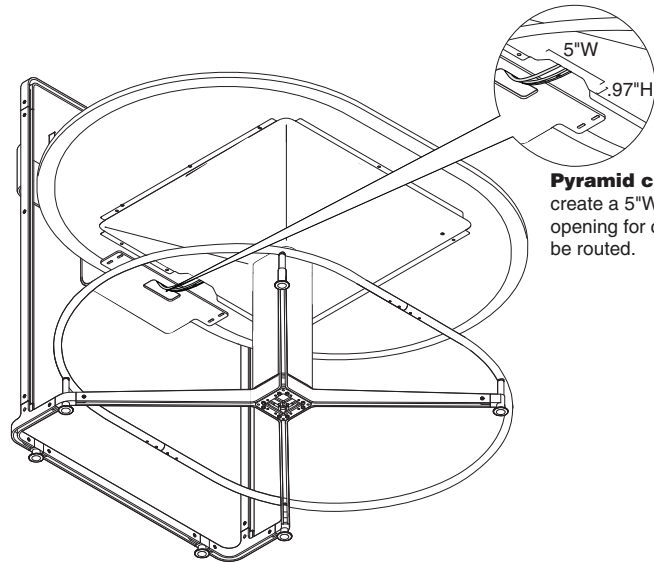
A bridge cover for ease of cable management is included on all tables with a totem. The dimensions for this bridge cover is 5"W x 7⁷/₈"H.

Six power supply plugs are provided within the media well of every media:scape table, when specified with media well (cutout/power well).

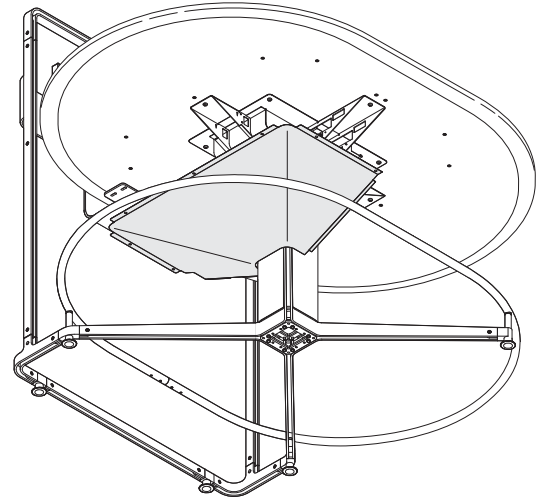
media:scape TC — Data Cable Routing

Data cables can be routed up through the column and connected to the data jacks housed in the media well.

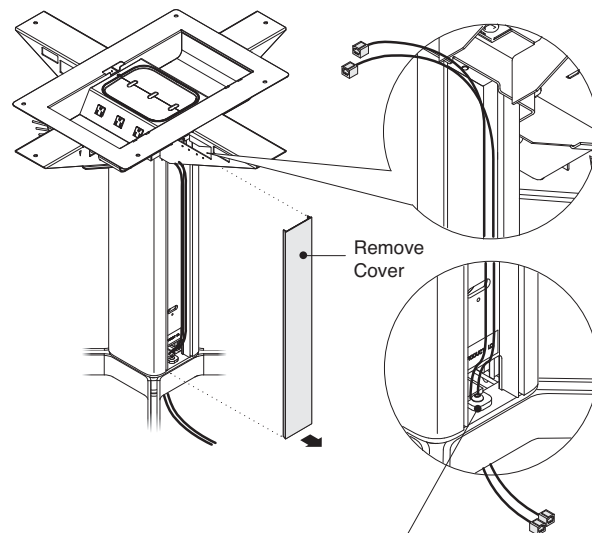
When the unit is specified with no media well (no cutout/power well), the space available is 21"D x 11.32"W x 3.45"H.



Pyramid covers
create a 5"W x 0.97"H
opening for cables to
be routed.

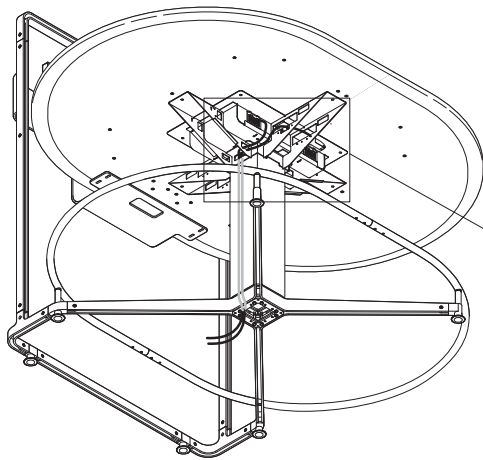


1. Remove covers.

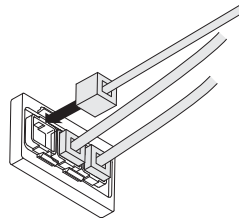


2. Route cables.

Dimensions of the space
available within the column for cables is
0.93"D x 3.15"W.

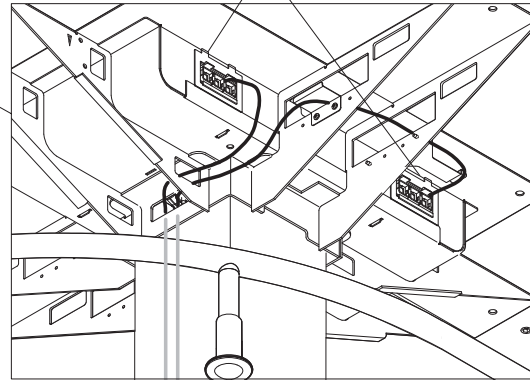


3. Plug in data cables.



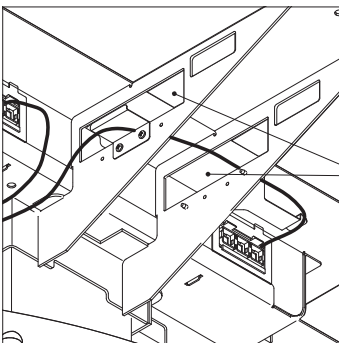
**CommScope black faceplates
M13C-003 (included)**

Tip: The faceplates can be removed and replaced with other standard faceplates. The faceplate opening size is 1.38"H x 2.71"W.




media:scape - well

4. Replace covers.



Slotted support structure can fit 5.5"D x 10"W x 1.6"H technology devices or components. Note that this opening exists on both sides of the column.

Lounge-Height Tables TC



Tip: Please note that these are the parameters used by Steelcase. We do not have a way of checking that the work done in the field meets all our quality standards. Therefore, please be aware that by doing a field cutout/ retrofit/mounting additional equipment, you assume full responsibility for local inspections, workmanship, reliability, and ultimate performance of the product. The safety certifications for this product, as it is sold without electronics, are provided by Steelcase. This product as sold has no EMC certifications because there are no electronic components using any frequency above 9,000hz (cycles per second). Any required safety and EMC certifications for any third party electronic systems provided by the owner will need to be acquired by the owner at its expense. Steelcase cannot provide any assistance in this electronic equipment certification.

For laminate price group 2 pricing, please refer to the electronic catalog or SmartTools.



For Canadian Pricing
Multiply U.S. Price by the Canadian price factor.
► See page 1 for details.

Standard Includes		Required to Specify	
► Need help? Product details, page 104	<ul style="list-style-type: none"> Table: High-Pressure Laminate price group 1 surface with 3 mm plastic edge on all sides – Base (with legs and feet) and column: paint Totem with single monitor bracket, if specified Infill: painted aluminum, if totem is specified 	<ol style="list-style-type: none"> Style number Laminate color number for surface Plastic color number for edges on laminate surface Paint color for column, table base, feet, and totem frame (if specified): 4140 Arctic White Gloss 4799 Platinum Metallic 4803 Near Black Metallic Paint color number for infill Power well cutout (see below under Required Selections) Dual monitor shroud (see below under Required Selections) Infill with totem canopy (see below under Required Selections) Options, if selected (see below) 	► See <i>Surface Materials</i> , page 182.

Required Selections		U.S. Price	Required to Specify
Power Well Cutout	<ul style="list-style-type: none"> No cutout With cutout 	No cost +\$ 884	Specify <i>with no cutout/power well</i> . Specify <i>with cutout/power well</i> .
Dual Monitor Shroud	Available on attached totem tables <ul style="list-style-type: none"> No shroud Dual 43" shroud 	No cost +\$1559	Specify <i>with no shroud</i> . Specify <i>with dual 43" shroud</i> .
Infill with Totem Canopy	Available on attached totem tables <ul style="list-style-type: none"> Infill only Infill with totem canopy 	No cost +\$1028	Specify <i>with infill only</i> . Specify <i>with infill and totem canopy</i> .

Options		U.S. Price	Required to Specify
Surface Materials	High-Pressure Laminate tables <ul style="list-style-type: none"> Laminate price group 2 Open Line laminate 	See information at left +\$ 77 plus cost of laminate	Specify laminate color number. ► See <i>Surface Materials Reference Manual</i> .
	Wood veneer tables <ul style="list-style-type: none"> Wood group 1 veneer surface with wood veneer edges (3 mm edge profile) Wood group 2 veneer surface with wood veneer edges (3 mm edge profile) Wood group 3 veneer surface with wood veneer edges (3 mm edge profile) Customiz stain 	Prices at right Prices at right Prices at right No cost	Specify wood color number. Specify wood color number. Specify wood color number. Specify <i>with Customiz stain</i> . ► See <i>Surface Materials Reference Manual</i> . Specify full-fill finish number.
	<ul style="list-style-type: none"> Full-fill finish on wood group 1 	Prices at right	
	Painted aluminum infill <ul style="list-style-type: none"> Price group 1 Price group 2 Price group 3 	No cost +\$ 38 +\$ 125	Specify infill finish number. Specify infill finish number. Specify infill finish number.

Tip: Wood group 2, wood group 3, and full-fill upcharges are in addition to wood group 1 upcharge.



Specification Information

• Dimensions			Totem Height	• Style Number	• U.S. Base Price	• Options (Add \$ to Base Price)			Full-Fill Finish on Wood Group 1
D	W	H				Wood Group 1	Wood Group 2	Wood Group 3	

Small D-Shaped Lounge-Height Table with Attached Totem (3-5 people)

51"	48"	23"	53"	MT03LS4848TN	\$14,065	+\$439	+\$ 77	+\$270	+\$ 77
:	:	:	:	:	:	:	:	:	:

Pear-Shaped Lounge-Height Table with Attached Totem (4-6 people)

54"	54"	23"	53"	MT03LP4854TN	\$14,488	+\$439	+\$107	+\$373	+\$106
:	:	:	:	:	:	:	:	:	:

Round Lounge-Height Table (4-6 people)

54"	54"	23"	N.A.	MT03LR54N	\$ 9846	+\$439	+\$ 77	+\$270	+\$ 77
:	:	:	:	:	:	:	:	:	:

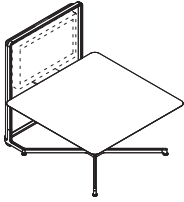


For Canadian Pricing

Multiply U.S. Price by the Canadian price factor.

► See page 1 for details.

Desk-Height Tables TC



Tip: Please note that these are the parameters used by Steelcase. We do not have a way of checking that the work done in the field meets all our quality standards. Therefore, please be aware that by doing a field cutout/ retrofit/mounting additional equipment, you assume full responsibility for local inspections, workmanship, reliability, and ultimate performance of the product. The safety certifications for this product, as it is sold without electronics, are provided by Steelcase. This product as sold has no EMC certifications because there are no electronic components using any frequency above 9,000hz (cycles per second). Any required safety and EMC certifications for any third party electronic systems provided by the owner will need to be acquired by the owner at its expense. Steelcase cannot provide any assistance in this electronic equipment certification.

For laminate price group 2 pricing, please refer to the electronic catalog or SmartTools.



For Canadian Pricing
Multiply U.S. Price by the Canadian price factor.
► See page 1 for details.

Standard Includes	Required to Specify
<p>► Need help? Product details, page 104</p> <ul style="list-style-type: none"> Table: High-Pressure Laminate price group 1 surface with 3 mm plastic edge on all sides – Base (with legs and feet) and column: paint Totem with single monitor bracket, if specified Infill: painted aluminum, if totem is specified 	<ol style="list-style-type: none"> Style number Laminate color number for surface Plastic color number for edges on laminate surface Paint color for column, table base, feet, and totem frame (if specified): 4140 Arctic White Gloss 4799 Platinum Metallic 4803 Near Black Metallic Paint color number for infill Power well cutout (see below under Required Selections) Dual monitor shroud (see below under Required Selections) Infill with totem canopy (see below under Required Selections) Options, if selected (see below) <p>► See <i>Surface Materials</i>, page 182.</p>

Required Selections	U.S. Price	Required to Specify
Power Well Cutout		
Tables (except offset table)		
• No cutout	No cost	Specify with no cutout/power well.
• With cutout	+\$ 884	Specify with cutout/power well.
Offset table		
• No cutout	No cost	Specify with no cutout/power well.
• With cutout	+\$1768	Specify with cutout/power well.
Dual Monitor Shroud		
Available on attached totem tables		
• No shroud	No cost	Specify with no shroud.
• Dual 43" shroud	+\$1559	Specify with dual 43" shroud.
Offset table		
• No shroud	No cost	Specify with no shroud.
• Dual 43" shroud	+\$3119	Specify with dual 43" shroud.
Infill with Totem Canopy		
Available on attached totem tables (per totem)		
• Infill only	No cost	Specify with infill only.
• Infill with totem canopy	+\$1028	Specify with infill and totem canopy.

Options	U.S. Price	Required to Specify
Surface Materials		
High-Pressure Laminate tables		
• Laminate price group 2	See information at left	Specify laminate color number.
• Open Line laminate	+\$ 77 plus cost of laminate	► See <i>Surface Materials Reference Manual</i> .
Wood veneer tables		
• Wood group 1 veneer surface with wood veneer edges (3 mm edge profile)	Prices at right	Specify wood color number.
• Wood group 2 veneer surface with wood veneer edges (3 mm edge profile)	Prices at right	Specify wood color number.
• Wood group 3 veneer surface with wood veneer edges (3 mm edge profile)	Prices at right	Specify wood color number.
• Customiz stain	No cost	Specify with Customiz stain.
• Full-fill finish on wood group 1	Prices at right	► See <i>Surface Materials Reference Manual</i> . Specify full-fill finish number.

► Options, continued on next page

► Options, continued from previous page

Options	U.S. Price	Required to Specify
Surface Materials, continued		
Painted aluminum infill		
• Price group 1	No cost	Specify infill finish number.
• Price group 2	+\$ 43	Specify infill finish number.
• Price group 3	+\$138	Specify infill finish number.

Tip: Wood group 2, wood group 3, and full-fill upcharges are in addition to wood group 1 upcharge.

Specification Information									
Dimensions			Totem Height	Style Number	U.S. Base Price	Options (Add \$ to Base Price)			
D	W	H				Wood Group 1	Wood Group 2	Wood Group 3	Full-Fill Finish on Wood Group 1

Square Desk-Height Table with Attached Totem (4 – 6 people)

60"	60"	29"	59"	MT03DS6060TN	\$13,172	+\$627	+\$107	+\$373	+\$107

Rectangular Desk-Height Table with Attached Totem (4 – 6 people)

72"	60"	29"	59"	MT03DR7260TN	\$13,434	+\$751	+\$175	+\$608	+\$175

Pear-Shaped Desk-Height Table with Attached Totem (4 people)

54"	54"	29"	59"	MT03DP4854TN	\$14,488	+\$439	+\$107	+\$373	+\$107

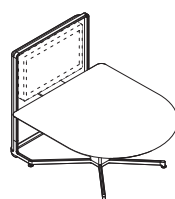
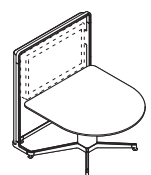

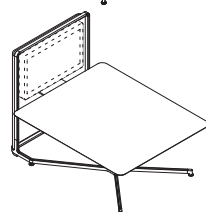
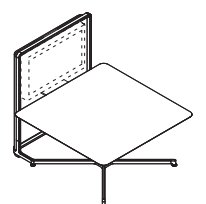
Small D-Shaped Desk-Height Table with Attached Totem (4 people)

51"	48"	29"	59"	MT03DSD4848TN	\$13,172	+\$439	+\$ 77	+\$270	+\$ 77

Medium D-Shaped Desk-Height Table with Attached Totem (4 – 6 people)

66"	60"	29"	59"	MT03DM6660TN	\$13,434	+\$627	+\$175	+\$608	+\$175

► Specification Information, continued on next page

**For Canadian Pricing**

Multiply U.S. Price by the Canadian price factor.

► See page 1 for details.

► Specification Information, continued from previous page

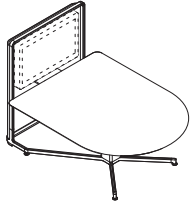
Tip: Wood group 2, wood group 3, and full-fill upcharges are in addition to wood group 1 upcharge.

Specification Information

• Dimensions			Totem Height	• Style Number	• U.S. Base Price	• Options (Add \$ to Base Price)			
D	W	H				Wood Group 1	Wood Group 2	Wood Group 3	Full-Fill Finish on Wood Group 1

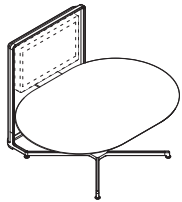
Large D-Shaped Desk-Height Table with Attached Totem (5 – 7 people)

78"	60"	29"	59"	MT03DL7860TN	\$14,065	+\$ 751	+\$175	+\$ 608	+\$175



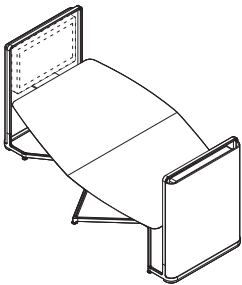
Capsule Desk-Height Table with Attached Totem (4 – 6 people)

60"	84"	29"	59"	MT03DC6084TN	\$13,844	+\$ 751	+\$226	+\$ 789	+\$226



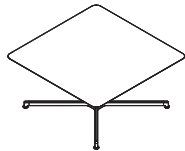
Offset Desk-Height Table with Attached Totems (8 people)

120"	80"	29"	54"	MT03DF12076TN	\$30,015	+\$1568	+\$359	+\$1252	+\$359



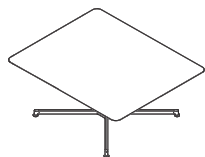
Square Desk-Height Table (6 – 8 people)

60"	60"	29"	N.A.	MT03DS6060N	\$ 9189	+\$ 627	+\$107	+\$ 373	+\$107



Rectangular Desk-Height Table (6 – 8 people)

72"	60"	29"	N.A.	MT03DR7260N	\$ 9470	+\$ 751	+\$175	+\$ 608	+\$175

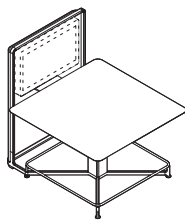


► Specification Information, continued on next page



For Canadian Pricing
Multiply U.S. Price by the Canadian price factor.
► See page 1 for details.

Stool-Height Tables TC



Tip: Please note that these are the parameters used by Steelcase. We do not have a way of checking that the work done in the field meets all our quality standards. Therefore, please be aware that by doing a field cutout/ retrofit/mounting additional equipment, you assume full responsibility for local inspections, workmanship, reliability, and ultimate performance of the product. The safety certifications for this product, as it is sold without electronics, are provided by Steelcase. This product as sold has no EMC certifications because there are no electronic components using any frequency above 9,000hz (cycles per second). Any required safety and EMC certifications for any third party electronic systems provided by the owner will need to be acquired by the owner at its expense. Steelcase cannot provide any assistance in this electronic equipment certification.

For laminate price group 2 pricing, please refer to the electronic catalog or SmartTools.



For Canadian Pricing
Multiply U.S. Price by the Canadian price factor.
▶ See page 1 for details.

Standard Includes		Required to Specify
▶ Need help? Product details, page 104	• Table: High-Pressure Laminate price group 1 surface with 3 mm plastic edge on all sides	1 Style number
	• Base (with legs and feet) and column: paint	2 Laminate color number for surface
	• Totem with single monitor bracket, if specified	3 Plastic color number for edges on laminate surface
	• Infill: painted aluminum, if totem is specified	4 Paint color for column, table base, feet, and totem frame (if specified): 4140 Arctic White Gloss 4799 Platinum Metallic 4803 Near Black Metallic
		5 Paint color number for infill
		6 Power well cutout (see below under Required Selections)
		7 Dual monitor shroud (see below under Required Selections)
		8 Infill with totem canopy (see below under Required Selections)
		9 Options, if selected (see below)
		▶ See <i>Surface Materials</i> , page 182.

	Required Selections	U.S. Price	Required to Specify
Power Well Cutout	Tables (except offset and TeamStudio tables)		
	• No cutout	No cost	Specify with no cutout/power well.
	• With cutout	+\$ 884	Specify with cutout/power well.
	Offset and TeamStudio tables		
	• No cutout	No cost	Specify with no cutout/power well.
	• With cutout	+\$1768	Specify with cutout/power well.
Dual Monitor Shroud	Attached totem tables (except offset tables) and TeamStudio table with attached single totem		
	• No shroud	No cost	Specify with no shroud.
	• Dual 43" shroud	+\$1559	Specify with dual 43" shroud.
	Offset table and TeamStudio tables with attached dual totems		
	• No shroud	No cost	Specify with no shroud.
	• Dual 43" shroud	+\$3119	Specify with dual 43" shroud.
Infill with Totem Canopy	Available on attached totem tables (per totem)		
	• Infill only	No cost	Specify with infill only.
	• Infill with totem canopy	+\$1028	Specify with infill and totem canopy.

	Options	U.S. Price	Required to Specify
Surface Materials	High-Pressure Laminate tables		
	• Laminate price group 2	See information at left	Specify laminate color number.
	• Open Line laminate	+\$ 77 plus cost of laminate	▶ See <i>Surface Materials Reference Manual</i> .
	Wood veneer tables		
	• Wood group 1 veneer surface with wood veneer edges (3 mm edge profile)	Prices at right	Specify wood color number.
	• Wood group 2 veneer surface with wood veneer edges (3 mm edge profile)	Prices at right	Specify wood color number.
	• Wood group 3 veneer surface with wood veneer edges (3 mm edge profile)	Prices at right	Specify wood color number.
	• Customiz stain	No cost	Specify with Customiz stain.
	• Full-fill finish on wood group 1	Prices at right	▶ See <i>Surface Materials Reference Manual</i> . Specify full-fill finish number.
	Painted aluminum infill		
	• Price group 1	No cost	Specify infill finish number.
	• Price group 2	+\$ 51	Specify infill finish number.
	• Price group 3	+\$ 151	Specify infill finish number.

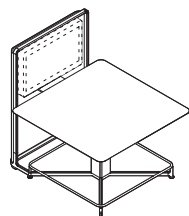
Tip: Wood group 2, wood group 3, and full-fill upcharges are in addition to wood group 1 upcharge.

Specification Information

Dimensions			Totem Height	Style Number	U.S. Base Price	Options (Add \$ to Base Price)			
D	W	H				Wood Group 1	Wood Group 2	Wood Group 3	Full-Fill Finish on Wood Group 1

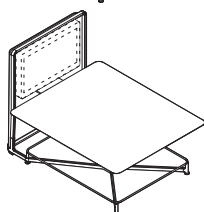
Square Stool-Height Table with Attached Totem (4 - 6 People)

60"	60"	38"	68"	MT03SS6060TN	\$17,128	+\$ 627	+\$107	+\$ 373	+\$107
-----	-----	-----	-----	---------------------	----------	---------	--------	---------	--------



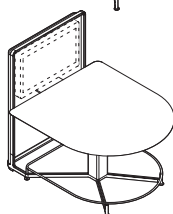
Rectangular Stool-Height Table with Attached Totem (4 - 6 People)

72"	60"	38"	68"	MT03SR7260TN	\$17,413	+\$ 751	+\$175	+\$ 608	+\$175
-----	-----	-----	-----	---------------------	----------	---------	--------	---------	--------



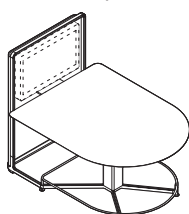
Medium D-Shaped Stool-Height Table with Attached Totem (4 - 6 People)

66"	60"	38"	68"	MT03SM6660TN	\$17,128	+\$ 627	+\$175	+\$ 608	+\$175
-----	-----	-----	-----	---------------------	----------	---------	--------	---------	--------



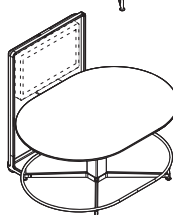
Large D-Shaped Stool-Height Table with Attached Totem (5 - 7 People)

78"	60"	38"	68"	MT03SL7860TN	\$17,413	+\$ 751	+\$175	+\$ 608	+\$175
-----	-----	-----	-----	---------------------	----------	---------	--------	---------	--------



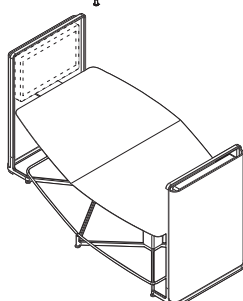
Capsule Stool-Height Table with Attached Totem (4 - 6 People)

60"	84"	38"	68"	MT03SC6084TN	\$17,795	+\$ 751	+\$226	+\$ 789	+\$226
-----	-----	-----	-----	---------------------	----------	---------	--------	---------	--------



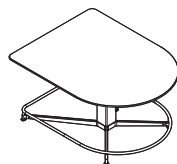
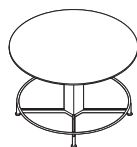
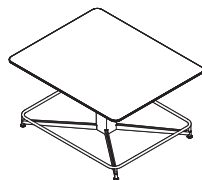
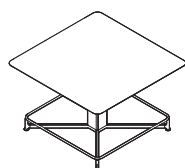
Offset Stool-Height Table with Attached Totem (8 people)

120"	80"	38"	68"	MT03SF12076TN	\$37,079	+\$1568	+\$359	+\$1252	+\$359
------	-----	-----	-----	----------------------	----------	---------	--------	---------	--------



► Specification Information, continued on next page

Tip: Wood group 2, wood group 3, and full-fill upcharges are in addition to wood group 1 upcharge.



For Canadian Pricing
Multiply U.S. Price by the
Canadian price factor.
▶ See page 1 for details.

► **Specification Information, continued from previous page**

Specification Information

Product Details						
• Dimensions			• Style	• U.S.	• Options	
D	W	H	Totem Height	Number	Base Price	(Add \$ to Base Price)
						Wood
						Group 1
						Full-Fill Finish on Wood Group 1

Square Stool-Height Table (6 – 8 people)

60"	60"	38"	N.A.	MT03SS6060N	\$13,172	+\$627	+\$107	+\$373	+\$107
-----	-----	-----	------	--------------------	----------	--------	--------	--------	--------

Rectangular Stool-Height Table (6 – 8 people)

72"	60"	38"	N.A.	MT03SR7260N	\$13,434	+\$751	+\$175	+\$608	+\$175
-----	-----	-----	------	--------------------	----------	--------	--------	--------	--------

Round Stool-Height Table (4 – 6 people)

60"	60"	38"	N.A.	MT03SR60N	\$13,434	+\$627	+\$107	+\$374	+\$107
-----	-----	-----	------	------------------	----------	--------	--------	--------	--------

Capsule Stool-Height Table (6 – 8 people)

60"	84"	38"	N.A.	MT03SC6084N	\$13,844	+\$751	+\$226	+\$789	+\$226
-----	-----	-----	------	--------------------	----------	--------	--------	--------	--------

Medium D-Shaped Stool-Height Table (4 – 6 people)

66"	60"	38"	N.A.	MT03SM6660N	\$13,172	+\$627	+\$175	+\$608	+\$175
-----	-----	-----	------	--------------------	----------	--------	--------	--------	--------

Large D-Shaped Stool-Height Table (5 – 7 people)

78"	60"	38"	N.A.	MT03SL7860N	\$13,434	+\$751	+\$175	+\$608	+\$175
-----	-----	-----	------	--------------------	----------	--------	--------	--------	--------

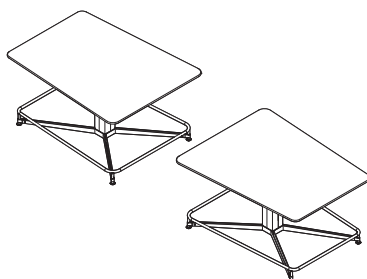
► **Specification Information, continued on next page**

► Specification Information, continued from previous page

Tip: Wood group 2, wood group 3, and full-fill upcharges are in addition to wood group 1 upcharge.

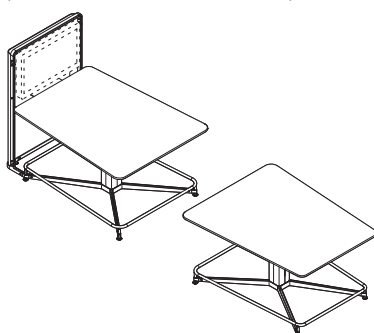
Specification Information

Dimensions				Style Number	U.S. Base Price	Options (Add \$ to Base Price)			
D	W	H	Totem Height			Wood Group 1	Wood Group 2	Wood Group 3	Full-Fill Finish on Wood Group 1



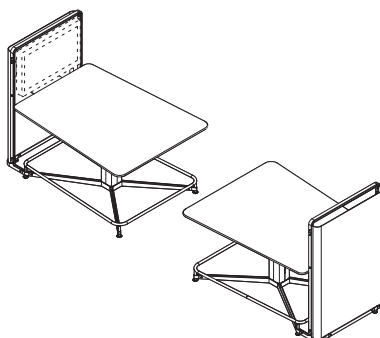
TeamStudio Table (8 - 12 People)

75"	60"	38"	N.A.	MT03ST7560N	\$30,301	+\$1568	+\$359	+\$1252	+\$359
-----	-----	-----	------	-------------	----------	---------	--------	---------	--------



TeamStudio Attached Single Totem (8 - 12 People)

75"	60"	38"	68"	MT03ST7560TN	\$34,229	+\$1568	+\$359	+\$1252	+\$359
-----	-----	-----	-----	--------------	----------	---------	--------	---------	--------



TeamStudio Attached Dual Totems (8 - 12 People)

75"	60"	38"	68"	MT03ST7560TTN	\$37,498	+\$1568	+\$359	+\$1252	+\$359
-----	-----	-----	-----	---------------	----------	---------	--------	---------	--------



For Canadian Pricing
Multiply U.S. Price by the Canadian price factor.
► See page 1 for details.

Understanding and Specifying media:scape kiosk

	
Statement of Line	122

	
Product Details	
media:scape kiosk	124
media:scape kiosk with HDVC—Integration with Cisco EX90	126
media:scape kiosk with HDVC—Integration with 32" Display and Small CODEC	127
Dimensions—media:scape kiosk	128



Specifying

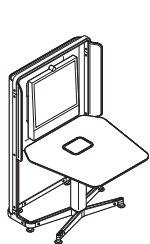
media:scape kiosk

130

Statement of Line

media:scape kiosk

media:scape kiosk



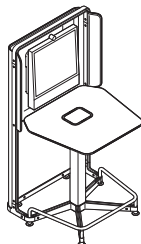
kiosk Desk-Height

Understanding

► Page 124

Specifying

► Page 130



kiosk Stool-Height

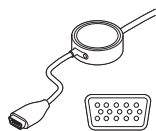
Understanding

► Page 124

Specifying

► Page 130

media:scape PUCKs



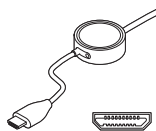
VGA

Understanding

► Page 66

Specifying

► Page 99



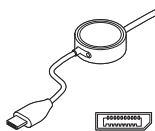
HDMI

Understanding

► Page 66

Specifying

► Page 99



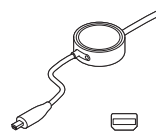
DisplayPort

Understanding

► Page 66

Specifying

► Page 99



mini DisplayPort

Understanding

► Page 66

Specifying

► Page 99

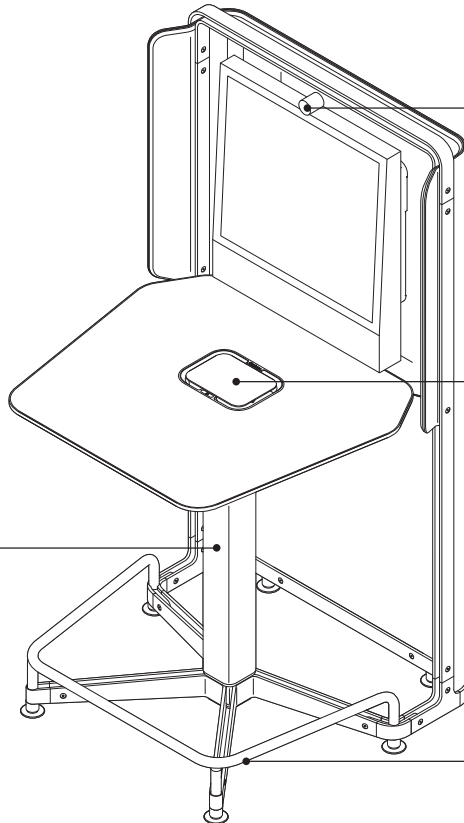
media:scape kiosk

media:scape kiosk is tailored to meet the needs of video collaboration for the individual. It is optimized for one user, but can host two users. media:scape kiosk can support casual, quick, informative conversations in the open plan, or evaluative working sessions in a small enclave. kiosk enhances collaboration, bringing together local and global teams to maximize organizational and individual potential.

► Specifying, page 130

media:scape kiosk is completely self-contained, eliminating the need to route cables through walls and floors.

Base is available in three finishes and includes the column. A storage compartment is included to house power cord when being transported.



Camera placement creates optimal sight lines and framing for users.

Media well offers two power outlets and two physical PUCKs.

Foot ring on standing-height version provides comfort while standing.

Product Details

kiosk is available in two versions – stool-height or desk-height.

media:scape kiosk includes two physical PUCKs for content sharing while collaborating on video.

Steelcase Maintenance Agreement

media:scape kiosk includes a one year Steelcase maintenance agreement to provide an enhanced support system for media:scape settings with digital components. The maintenance agreement covers:

- software/firmware enhancements
- expedited shipping for hardware replacements
- prioritized technical support

media:scape Manager

media:scape manager is a web-based software application that enables IT administrators to easily configure and monitor their media:scape system remotely. With media:scape manager, changes can be made without the need for expensive programming or on-site resources. Systems can be accessed with the touch of a button from wherever the user is located.

media:scape manager requires a license key which may be requested at no cost by media:scape customers with active maintenance agreements. Customers with expired maintenance agreements may purchase their license key.

► Specifying, page 100

Wiring and Cabling

media:scape kiosk requires power and two network connections (for both the digital switcher and CODEC).

Mounting Options

kiosk can be specified with mounting hardware for the Cisco EX90 or a 32" display.

Surface Materials

Surface

- Laminate
- Wood veneer

Edge

- Plastic – laminate surfaces
- Wood veneer – wood veneer surfaces

Totem infill

- Paint

Shroud infill

- Fabric

Base

- Paint

Column

- Painted to match base

Media well covers

- Painted to match base

Totem frame

- Painted to match base

Foot ring

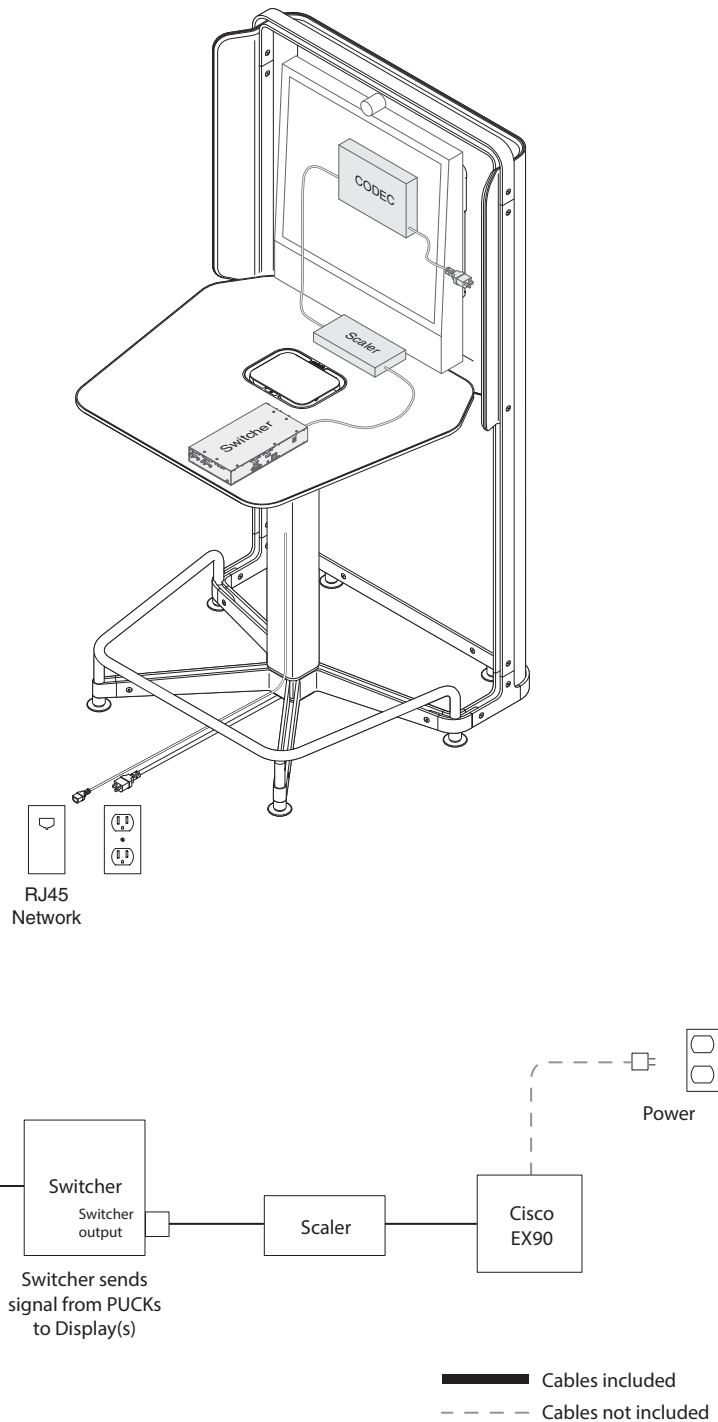
- Stainless steel

media:scape kiosk with HDVC

Integration with Cisco EX90

media:scape kiosk is optimized for integration with the Cisco EX90 or a Polycom Group series CODEC with a 32" display. Monitor, camera, and CODEC are not included.

media:scape kiosk requires both power and two network connections (for both the digital switcher and for the CODEC).

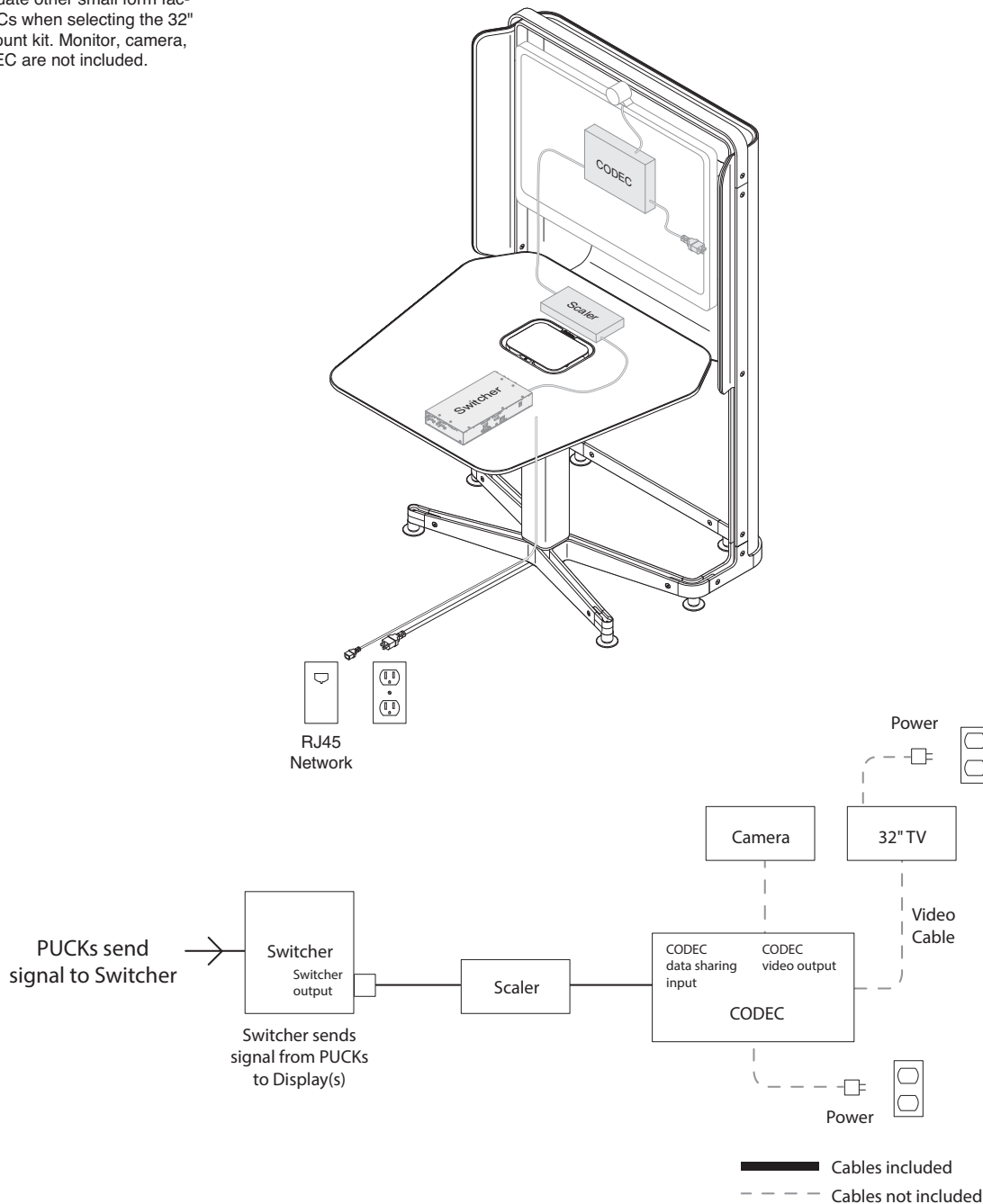


media:scape kiosk with HDVC

Integration with 32" Display and Small CODEC

media:scape kiosk
with HDVC

media:scape kiosk can also accommodate other small form factor CODECs when selecting the 32" display mount kit. Monitor, camera, and CODEC are not included.



Internal Engine Cover Dimensions		
	32" Display	Cisco EX90
Depth	3"	3"
Width	10"	10"
Height	11 ³ / ₅ "	11 ³ / ₅ "

Tip: All CODECs may not fit. Check to be sure the dimensions of the CODEC do not exceed the space inside the engine cover.

Dimensions

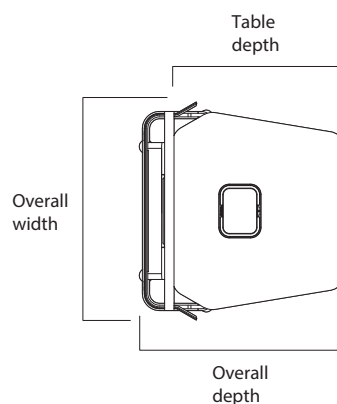
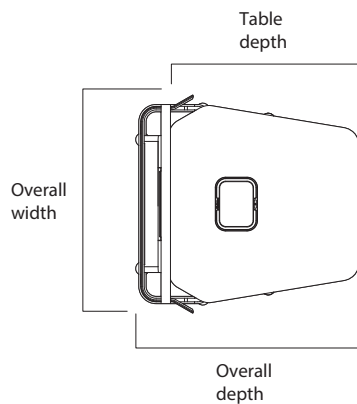
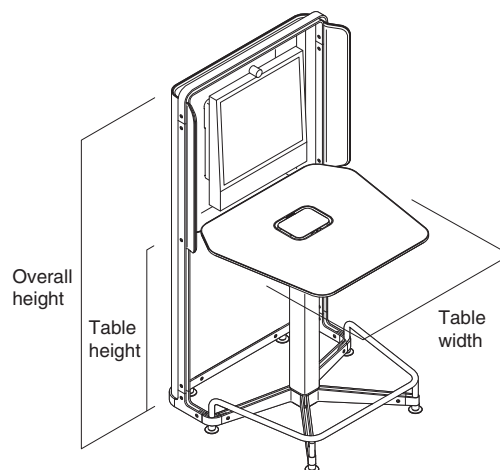
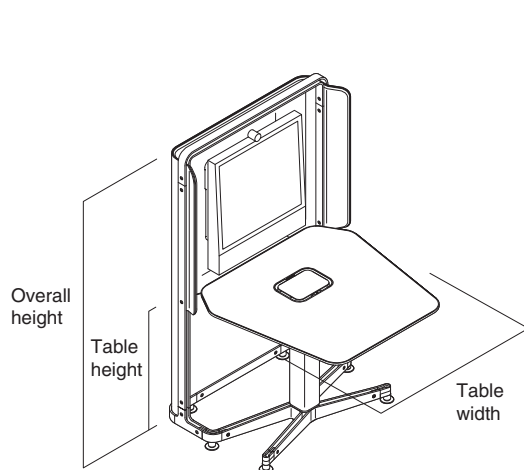
media:scape kiosk

Actual Dimensions

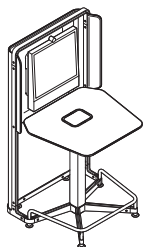
	Desk-Height kiosk	Stool-Height kiosk
Overall depth	38"	35"
Overall width	38"	38"
Overall height	59"	68"

Table:

Depth	33"	30"
Width	34"	34"
Height	29"	39"



media:scape kiosk



► Need help?
Product details,
page 124

Standard Includes

- kiosk: High-Pressure Laminate price group 1 surface with 3 mm plastic edge on all sides
- Two physical PUCKs
- Base, feet, column, totem, frame, and media well: paint
- Totem infill: paint group 1
- Shroud infill: fabric price group 7
- Foot ring: stainless steel
- Display mounting hardware kit
- Steelcase maintenance agreement (1 year)

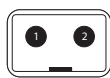
Required to Specify

- 1 Style number
- 2 Laminate color number for surface
- 3 Plastic color number for edges on laminate surface
- 4 Paint color number for kiosk base, feet, column, totem frame, and media well:
4140 Arctic White Gloss
4799 Platinum Metallic
4803 Near Black Metallic
- 5 Paint color number for totem infill
- 6 Fabric color number for shroud infill:
RE03 Pebble
RE05 Beige
RE08 Concrete Grey
- 7 Maintenance agreement (see below under Required Selections)
- 8 Display mounting hardware (see below under Required Selections)
- 9 Physical PUCKs (see below under Required Selections)
- 10 Options, if selected (see below)
► See *Surface Materials*, page 182.

Tip: Steelcase maintenance agreement (1 year) is reflected in the base price of the product.

	Required Selections	U.S. Price	Required to Specify
Maintenance Agreement	<ul style="list-style-type: none"> • Steelcase maintenance agreement (1 year) 	\$747 Included in U.S. Base Price	Specify with <i>Steelcase maintenance agreement (1 year)</i> .
Display Mounting Hardware	<ul style="list-style-type: none"> • Mounting hardware for 32" Display • Mounting hardware for Cisco EX90 	No cost No cost	Specify with <i>mounting hardware for 32" display</i> . Specify with <i>mounting hardware for Cisco EX90</i> .
Physical PUCKs	All PUCKs same type <ul style="list-style-type: none"> • VGA • HDMI • DisplayPort • Mini DisplayPort 	No cost No cost No cost No cost	Specify with <i>VGA PUCKs</i> . Specify with <i>HDMI PUCKs</i> . Specify with <i>DisplayPort PUCKs</i> . Specify with <i>Mini DisplayPort PUCKs</i> .
	Mixed PUCK Type <ul style="list-style-type: none"> • PUCK 1 <ul style="list-style-type: none"> - VGA - HDMI - DisplayPort - Mini DisplayPort • PUCK 2 <ul style="list-style-type: none"> - VGA - HDMI - DisplayPort - Mini DisplayPort 	No cost No cost No cost No cost No cost No cost No cost No cost	Specify with <i>VGA PUCK</i> . Specify with <i>HDMI PUCK</i> . Specify with <i>DisplayPort PUCK</i> . Specify with <i>Mini DisplayPort PUCK</i> . Specify with <i>VGA PUCK</i> . Specify with <i>HDMI PUCK</i> . Specify with <i>DisplayPort PUCK</i> . Specify with <i>Mini DisplayPort PUCK</i> .

Tip: When specifying mixed physical PUCKs, please use the image below as a guide:



For laminate price group 2 pricing, please refer to the electronic catalog or SmartTools.

	Options	U.S. Price	Required to Specify
Surface Materials	High-Pressure Laminate surface <ul style="list-style-type: none"> • Laminate price group 2 • Open line laminate 	See information at left +\$ 77 plus cost of laminate	Specify laminate color number. ► See <i>Surface Materials Reference Manual</i> .

► Options, continued on next page



For Canadian Pricing
Multiply U.S. Price by the Canadian price factor.
► See page 1 for details.

► Options, continued from previous page

	Options	U.S. Price	Required to Specify
Surface Materials	Wood veneer		
	• Wood group 1 veneer surface with wood veneer edges (3 mm edge profile)	+\$460	Specify <i>with wood veneer</i> and indicate wood color number.
	• Wood group 2 veneer surface with wood veneer edges (3 mm edge profile)	+\$536	Specify <i>with wood veneer</i> and indicate wood color number.
	• Wood group 3 veneer surface with wood veneer edges (3 mm edge profile)	+\$730	Specify <i>with wood veneer</i> and indicate wood color number.
	• Customiz stain	No cost	Specify <i>with Customiz stain</i> .
	• Full-fill finish on wood group 1	+\$ 77	► See <i>Surface Materials Reference Manual</i> . Specify full-fill finish number.
	Painted aluminum infill		
	• Paint price group 1	No cost	Specify paint color number.
	• Paint price group 2	+\$ 38	Specify paint color number.
	• Paint price group 3	+\$125	Specify paint color number.

Specification Information

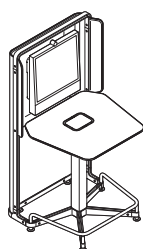
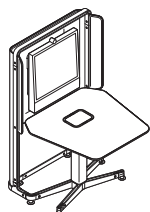
Dimensions			Style	U.S. Base
D	W	H	Number	Price
				(with
				Maintenance
				Agreement)

Desk-Height

38"	38"	59"	MT02DK	\$17,365
-----	-----	-----	---------------	----------

Stool-Height

35"	38"	68"	MT02SK	\$19,404
-----	-----	-----	---------------	----------

**For Canadian Pricing**

Multiply U.S. Price by the Canadian price factor.

► See page 1 for details.

Understanding and Specifying media:scape mini and mobile

	
Statement of Line	134

Product Details	
media:scape mini and mobile	136
media:scape mobile with HDVC	138
Dimensions – media:scape mini and mobile	140



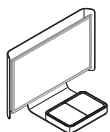
Specifying

media:scape mini	142
media:scape mobile	144
HDVC Kit	146

Statement of Line

media:scape mini and mobile

mini and mobile



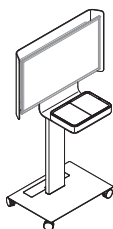
mini

Understanding

▶ Page 136

Specifying

▶ Page 142



mobile

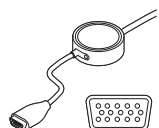
Understanding

▶ Page 136

Specifying

▶ Page 144

media:scape PUCKs



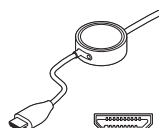
VGA

Understanding

▶ Page 66

Specifying

▶ Page 99



HDMI

Understanding

▶ Page 66

Specifying

▶ Page 99



DisplayPort

Understanding

▶ Page 66

Specifying

▶ Page 99



mini DisplayPort

Understanding

▶ Page 66

Specifying

▶ Page 99

media:scape mini and mobile

media:scape mini can be placed on top of any surface to transform spaces into collaborative work environments, extending the media:scape experience to smaller, existing settings. For added security, mini can be bolted or locked to worksurface.

► Specifying, page 142

media:scape mini and mobile can come with two or four physical PUCKS which are available in VGA, HDMI, DisplayPort, and mini DisplayPort connectors.

► For media:scape PUCKs Understanding, see page 66

media:scape mini sets on the worksurfaces and does not require any attachments. For added security, mini can be bolted or locked to the worksurface.

media:scape mobile can be wheeled up to any worksurface and should be placed with media well floating above the worksurface.

media:scape mobile allows users to apply media:scape in a diverse range of settings – from hospitality to education, business, and healthcare – wherever collaboration might occur.

► Specifying, page 144

media:scape mobile is height-adjustable to accommodate both desk- and stool-height surfaces. An electric drill/driver can be used to easily adjust the mobile up or down.

► See *Dimensions*, page 140, for more information.

Media well houses four power receptacles, a power button, physical PUCKs (if selected), and has a hinged cover.

Weight of media:scape mini is 90 lbs with the 40" shroud, and 94 lbs with the 42" shroud (monitor not included).

Shroud comes standard, and is easy to remove to provide access to technologies components.

The power cord on mini extends 7' out the back of the base.

PUCKs (Personal User Control Key) enable the seamless flow of information between team members. PUCKs may be specified as VGA, HDMI, DisplayPort, or Mini DisplayPort.

Base is available in two finishes and includes the column. A storage compartment is included to house power cord when being transported. The power cord extends 9' out the bottom of the base.

Casters allow the unit to move easily. The unit comes with soft locking casters as a standard.

Monitor is not included. media:scape mini and mobile have been optimized for either 40" or 42" LED monitors. For monitor selection criteria and limited monitor recommendations, go to: www.steelcase.com/mediascape.

When using a 40" or 42" monitor that is not recommended by Steelcase, utilize the included hardware kit for mounting which provides all necessary cables and hardware to be used with mini and mobile. Monitors must have an HDMI input and it is recommended they are commercial grade or equivalent. In order to integrate with media:scape power management features, the displays must recognize whether or not a signal is being sent to them. See Steelcase.com for the recommended monitor document.

Product Details

Built-in security holes allow monitors in media:scape mini and mobile to be secured using a Kensington lock.

Steelcase Maintenance Agreement

media:scape mini and mobile includes options for a one, two, or three year Steelcase maintenance agreement featuring an enhanced support system that provides:

- software / firmware enhancements
- prioritized technical support
- expedited shipping for hardware replacements

media:scape Manager

media:scape manager is a web-based software application that enables IT administrators to easily configure and monitor their media:scape system remotely. With media:scape manager, changes can be made without the need for expensive programming or on-site resources. Systems can be accessed with the touch of a button from wherever the user is located.

media:scape manager requires a license key which may be requested at no cost by media:scape customers with active maintenance agreements. Customers with expired maintenance agreements may purchase their license key.

► Specifying, page 100

Power and Data

Power is included.

Surface Materials

Base

- Paint

Shroud, bridge, and media well

- Paint to match base

media:scape mobile with HDVC

media:scape mobile can host video conferencing solutions. The HDVC kit includes a CODEC case, top-mount and under-mount camera ledges, a HDMI cable, and a hardware package. Monitor and camera are not included.

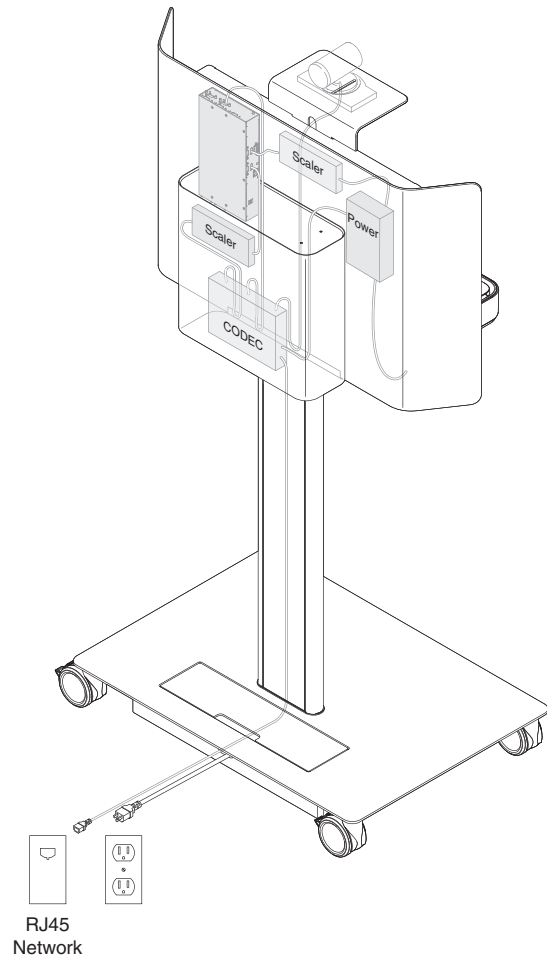
► Specifying, page 144

The CODEC case is designed for simplified installation of HDVC video conferencing with media:scape mobile. The location of the CODEC case allows easy access to all necessary connections when the shroud is removed.

The CODEC case is 5¾" thick to accommodate most CODECs. The perforated cover lets heat dissipate from the CODEC and allows access to hardware for services.

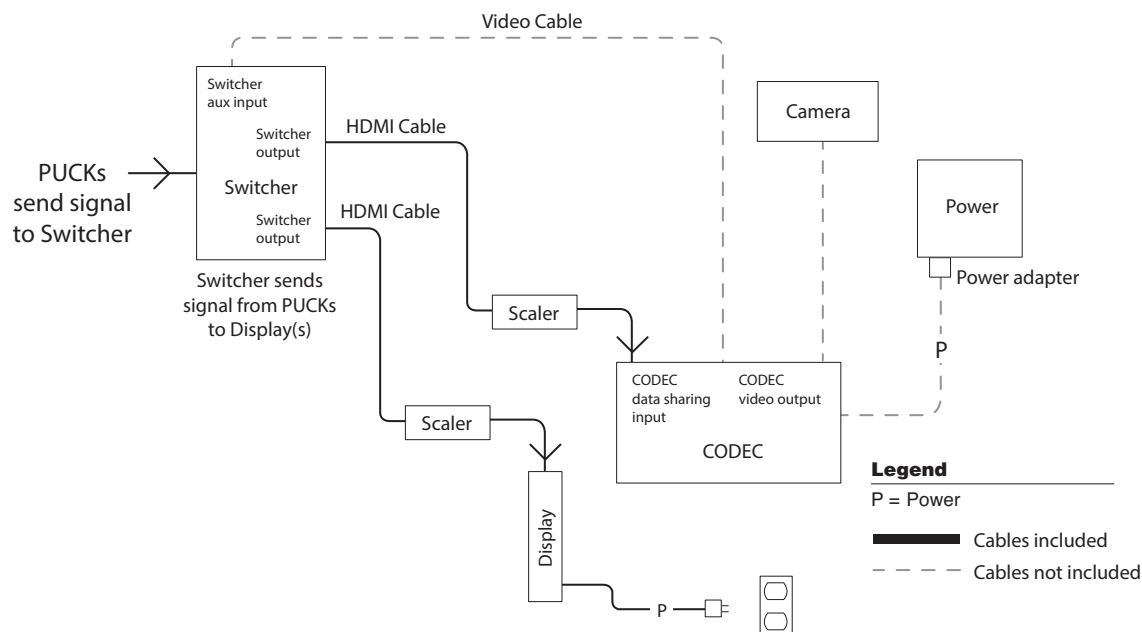
Tip: All CODECs may not fit. Check the dimensions of the CODEC before ordering CODEC case.

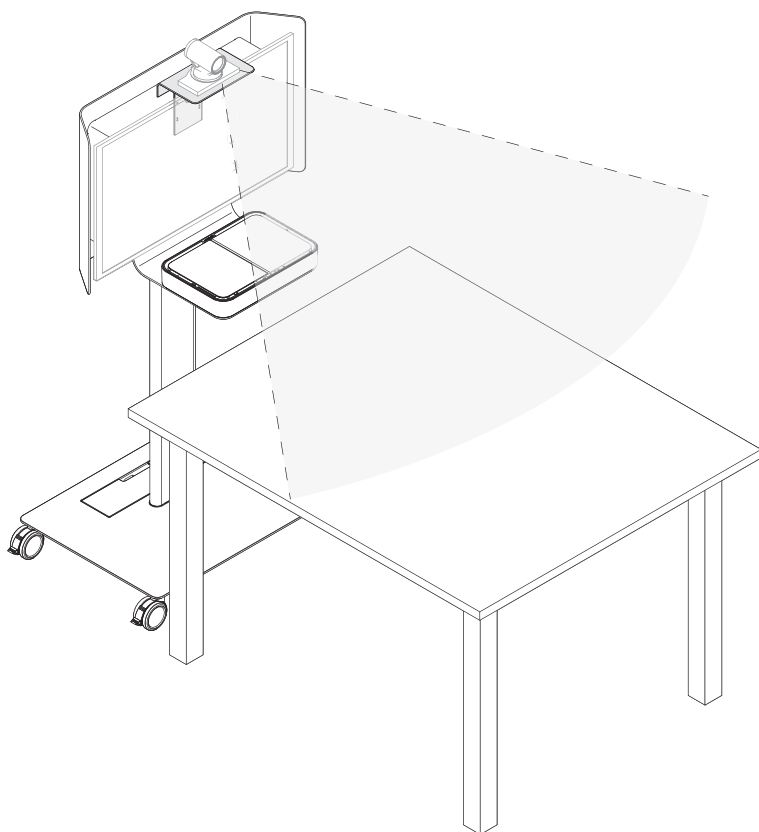
Tip: The HDVC kit, an additional scaler, and an HDMI cable are needed when integrating with an HD videoconferencing CODEC.



Actual Dimensions

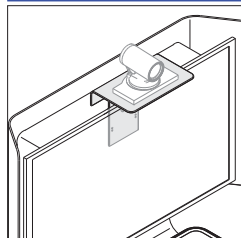
CODEC Case	Outer Dimensions	Inner Dimensions
Depth	5¾"	5⅛"
Width	17"	14⅜"
Height	16"	12⅜"



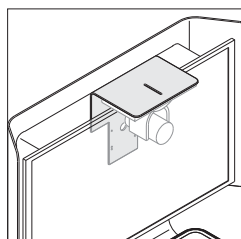


Tip: Sight lines will vary based on camera, mounting position, and distance from participants.

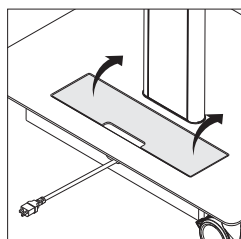
Product Details



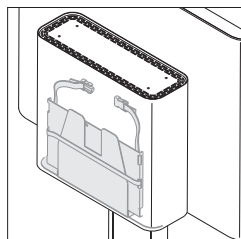
Top-mount camera ledge supports most industry standard HDVC cameras. Depth is 7" and width is 11½".



Under-mount camera ledge accommodates most industry standard HDVC cameras. Depth is 8" and width is 11½".



Flip-up door in base provides easy access to a power and data cables storage compartment.



A tether buckle is included to secure the CODEC. A Kensington lock is not included but recommended for security.

Surface Materials

HDVC kit
• Paint

Dimensions

media:scape mini and mobile

Actual Dimensions

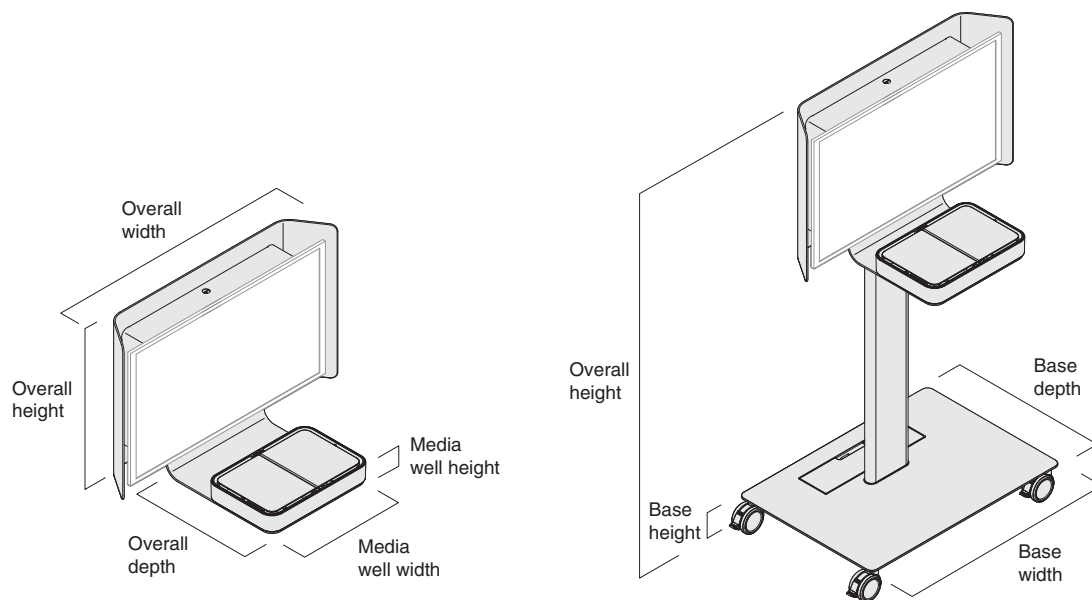
	40" mini	42" mini	40" mobile	42" mobile
Overall width	40"	43"	40"	43"
Overall height	28"	30½"	56½"–70½"	59"–73"
Overall depth	21"	21"	20"	20"
Overall interior width	37½"	40½"	37½"	40½"

Media well dimensions:

Width (all applications)	18¼"
Height (all applications)	3¾"

Mobile only dimensions:

Base depth	26½"
Base width	36"
Base height	5"



media:scape mini



	Standard Includes	Required to Specify
► Need help? Product details, page 136	<ul style="list-style-type: none"> • Shroud, bridge, and media well: paint • Monitor hardware kit 	<ol style="list-style-type: none"> 1 Style number 2 Paint color number for shroud, bridge, and media well: <ul style="list-style-type: none"> 4140 Arctic White Gloss 4803 Near Black Metallic 3 Shroud size (see below under Required Selections) 4 PUCK system (see below under Required Selections) 5 Maintenance agreement (see below under Required Selections) 6 Options, if selected (see below) 7 Displays (see below under Defaulted Components)

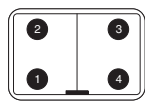
	Required Selections	U.S. Price	Required to Specify
Shroud Size	<ul style="list-style-type: none"> • Shroud for 40" monitor • Shroud for 42" monitor 	No cost No cost	Specify <i>with shroud for 40" monitor</i> . Specify <i>with shroud for 42" monitor</i> .
PUCK System	<ul style="list-style-type: none"> • Physical PUCKs only 	+\$ 507	Specify <i>with physical PUCKs only</i> .
Maintenance Agreement	For mini using only physical PUCKs <ul style="list-style-type: none"> • One year • Two years • Three years 	+\$ 747 +\$1345 +\$1906	Specify <i>with one year maintenance agreement</i> . Specify <i>with two year maintenance agreement</i> . Specify <i>with three year maintenance agreement</i> .

Tip: Maintenance agreement upcharges are based on number of years selected.



For Canadian Pricing
 Multiply U.S. Price by the Canadian price factor.
 ► See page 1 for details.

A diagram of a two-chambered heart, showing two chambers separated by a vertical septum. The left chamber is labeled '1' and the right chamber is labeled '2'. Arrows indicate the flow of blood: entering chamber 1 from the top left, moving down and then right into chamber 2, and exiting chamber 2 to the top right.



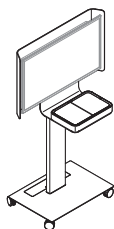
	Defaulted Components	U.S. Price	Conditions
Displays	• One display (scaler included)	+\$ 630	If physical PUCKs only is selected for PUCK system.

• Dimensions		• Style	• U.S. Base
D	W	Number	Price



▶ See page 1 for details.

media:scape mobile



	Standard Includes	Required to Specify
► Need help? Product details, page 136	<ul style="list-style-type: none"> • Base, shroud, bridge, and media well: paint • 3"-diameter soft casters: grey with black edge only • Monitor hardware kit 	<ol style="list-style-type: none"> 1 Style number 2 Paint color number for base, shroud, bridge, and media well: 4140 Arctic White Gloss 4803 Near Black Metallic 3 Shroud size (see below under Required Selections) 4 Third party integration (see below under Required Selections) 5 PUCK system (see below under Required Selections) 6 Maintenance agreement (see below under Required Selections) 7 Options, if selected (see below) 8 Displays (see below under Defaulted Components)

Tip: Third party integration must be selected to accommodate HDVC capabilities.

Tip: Maintenance agreement upcharges are based on number of years selected.

	Required Selections	U.S. Price	Required to Specify
Shroud Size	<ul style="list-style-type: none"> • Shroud for 40" monitor • Shroud for 42" monitor 	No cost No cost	Specify with shroud for 40" monitor. Specify with shroud for 42" monitor.
Third Party Integration	<ul style="list-style-type: none"> • No third party • With third party 	No cost No cost	Specify with no third party integration. Specify with third party integration.
PUCK System	<ul style="list-style-type: none"> • Physical PUCKs 	+\$ 507	Specify with physical PUCKs only.
Maintenance Agreement	For mobile using only physical PUCKs <ul style="list-style-type: none"> • One year • Two years • Three years 	+\$ 747 +\$1345 +\$1906	Specify with one year maintenance agreement. Specify with two year maintenance agreement. Specify with three year maintenance agreement.


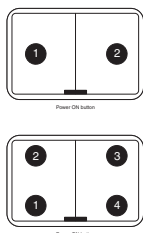


For Canadian Pricing

Multiply U.S. Price by the Canadian price factor.

► See page 1 for details.

Tip: When specifying physical PUCKs, please use the image below as a guide:



Tip: The media:scape digital switcher must be connected to a network cable in order to enable media:scape manager.

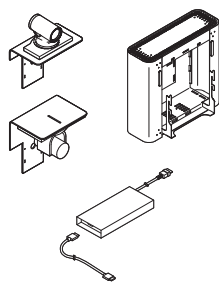
Specification Information				
• Dimensions			• Style	• U.S. Base
D	W	H	Number	Price
20"	40"	56½"–70½"	M03MOBILEA	\$13,448



▶ See page 1 for details.

HDVC Kit

For Use with media:scape mobile



Standard Includes		Required to Specify
▶ Need help? Product details, page 138	• Top-mount camera ledge	1 Style number
	• Under-mount camera ledge	2 Paint color number:
	• CODEC case	4140 Arctic White Gloss
	• Scaler	4803 Near Black Metallic
	• HDMI cable	
	• Hardware package	

Specification Information	
• Style Number	• U.S. Price
M02MOBILEHKA	\$1658


For Canadian Pricing
Multiply U.S. Price by the
Canadian price factor.
▶ See page 1 for details.

Understanding and Specifying ScapeSeries Tables



Statement of Line	148
--------------------------	------------



Product Details	
ScapeSeries Tables	149



Specifying	
ScapeSeries Tables	150
Power and Data Strip	151

Statement of Line

ScapeSeries Tables

ScapeSeries Tables



Desk-Height

Understanding

► Page 149

Specifying

► Page 150




Stool-Height

Understanding

► Page 149

Specifying

► Page 150



Power and Data Strip

Understanding

► Page 149

Specifying

► Page 151

ScapeSeries table

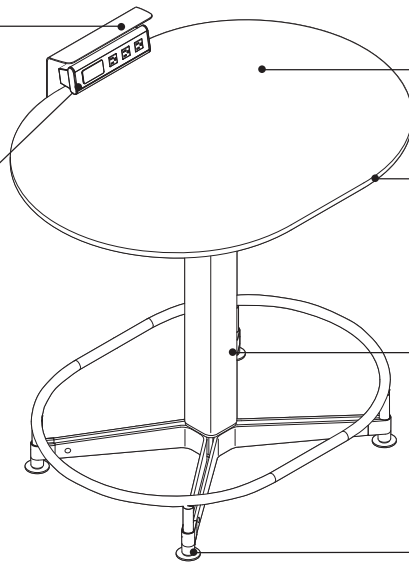
supplies power to users and invites others to walk up and collaborate in multiple postures. It combines cornerless curves with straight sides that may dock alongside walls more effectively than typical round café tables, resulting in a more thoughtful relationship between workspaces, users, and the interior architecture.

► Specifying, page 150

Shroud comes standard with the table. It clamps to the underside of the work surface and conceals the power and data strip.

Power and data strip includes three simplex receptacles and space for customer supplied voice/data outlets. It is not included with the table and needs to be specified separately.

► See page 151



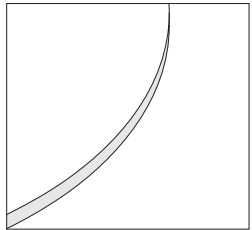
Surfaces are available in both laminate and veneer.

Profile surfaces have a 3 mm edge banding along all sides.

Base is available in three finishes and includes a column and legs. A stainless steel foot ring is standard on the stool-height tables.

Glides provide 1" of adjustment for leveling.

Product Details



Laminate surface edges are plastic and finish selection is available.

► See *Recommended Surface Edge Finishes*, page 190, for recommendations.

Veneer surface edges are veneer and match the top surface.

Power and Data

Power and data strip is ordered separately. Cables are routed along the underside of the work surface and down the column. Electrical specifications are: ~120V, 15A, 180W, and 60HZ.

Surface Materials

Surface

- Laminate
- Wood veneer

Edge

- Plastic – laminate surfaces
- Wood veneer – wood veneer surfaces

Base

- Paint

Column and shroud

- Paint to match base

Foot ring

- Stainless steel

Power and data strip

- 8043 Clear Anodized Aluminum cover with black faceplate

Actual Dimensions

Depth	32"
Width	42"
Thickness	¾"
Desk Height	29"
Stool Height	38"

Power and Data Strip

Depth	2¼"
Width	10¼"
Height	3"

ScapeSeries Tables

Tip: If ordering shroud, remember to order a power strip, style number SSBPDSWSPL.
▶ Page 151

Tip: media:scape technologies (PUCKs) is not included.

▶ For media:scape tables, see pages 70–86.

For laminate price group 2 pricing, please refer to the electronic catalog or SmartTools.

Standard Includes	Required to Specify
<ul style="list-style-type: none"> ▶ Need help? Product details, page 149 • Table: High-Pressure Laminate price group 1 surface with 3 mm plastic edge on all sides • Column, table base, legs, and shroud: paint • Foot ring, if stool-height selected: 803S Stainless Steel only 	<ol style="list-style-type: none"> 1 Style number 2 Laminate color number for surface 3 Plastic color number for edges on laminate surface 4 Paint color for column, table base, legs, and shroud: <ul style="list-style-type: none"> 4140 Arctic White Gloss 4799 Platinum Metallic 4803 Near Black Metallic 5 Options, if selected (see below) <p>▶ See <i>Surface Materials</i>, page 182.</p>

Options	U.S. Price	Required to Specify
Surface Materials High-Pressure Laminate tables <ul style="list-style-type: none"> • Laminate price group 2 • Open Line laminate 	See information at left +\$ 77 plus cost of laminate	Specify laminate color number. ▶ See <i>Surface Materials Reference Manual</i> .
Wood veneer tables <ul style="list-style-type: none"> • Wood group 1 veneer surface with wood veneer edges (3 mm edge profile) • Wood group 2 veneer surface with wood veneer edges (3 mm edge profile) • Wood group 3 veneer surface with wood veneer edges (3 mm edge profile) • Customiz stain • Full-fill finish on wood group 1 	+\$204 +\$346 +\$560 No cost +\$ 59	Specify <i>with wood veneer</i> and indicate wood color number. Specify <i>with wood veneer</i> and indicate wood color number. Specify <i>with wood veneer</i> and indicate wood color number. Specify <i>with Customiz stain</i> . ▶ See <i>Surface Materials Reference Manual</i> . Specify full-fill finish number.
Shroud <ul style="list-style-type: none"> • Omit shroud 	–\$ 33	Specify <i>omit shroud</i> .

Specification Information			
Dimensions	Style	U.S.	
D W H	Number	Base Price	
•	•	•	
•	•	•	
•	•	•	

Desk-Height


32"	42"	29"	SSTD3242	\$1920
•	•	•	•	•

Stool-Height

32"	42"	38"	SSTS3242	\$2822
•	•	•	•	•



For Canadian Pricing
Multiply U.S. Price by the Canadian price factor.
▶ See page 1 for details.



Tip: Bracket for power and data strip is included with ScapeSeries table shroud.

Standard Includes	Required to Specify
<ul style="list-style-type: none"> Need help? Product details, page 149 Power and data strip with cord: 8043 Clear Anodized Aluminum cover with black faceplate 	Style number

Specification Information			
Dimensions			Style Number
D	W	H	U.S. Price
2 1/4"	10 1/4"	3"	SSBPDSWSPL \$198

 **For Canadian Pricing**
Multiply U.S. Price by the Canadian price factor.
► See page 1 for details.

Understanding and Specifying media:scape Lounge

	
Statement of Line	154

Product Details

media:scape Lounge	156
Dimensions – media:scape Lounge	160
Canopy and Ledge Surface Material Relationships	162

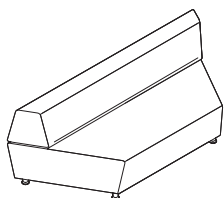
Specifying

Straight Lounge	164
Straight Inverted Lounge	168
Corner Lounge	170
Reverse Lounge	174
Backless Lounge	178

Statement of Line

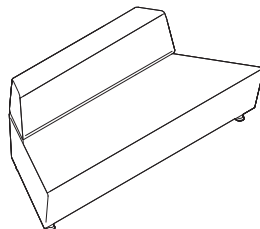
media:scape Lounge

Straight Lounge



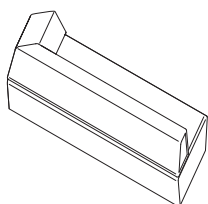
Understanding
▶ Page 156
Specifying
▶ Page 164

Straight Inverted Lounge

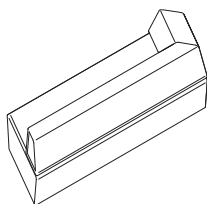


Understanding
▶ Page 156
Specifying
▶ Page 168

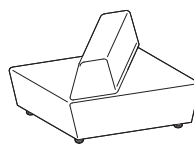
Corner Lounge



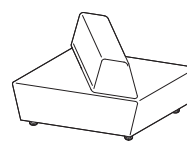
Left Corner
Understanding
▶ Page 156
Specifying
▶ Page 170



Right Corner
Understanding
▶ Page 156
Specifying
▶ Page 170

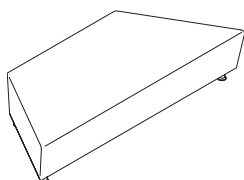


Reverse Left
Understanding
▶ Page 156
Specifying
▶ Page 174



Reverse Right
Understanding
▶ Page 156
Specifying
▶ Page 174

Backless Lounge



Understanding
▶ Page 156
Specifying
▶ Page 178

media:scape Lounge

media:scape lounge

creates collaborative work settings designed to support small teams of four to six people.

► Specifying, page 164

media:scape lounge

offers seven lounge pieces: straight, straight inverted, backless, right corner, left corner, reverse left, and reverse right. The lounge is designed to be easily reconfigured in many different ways to accommodate multiple settings. There are three different fabric orientations to choose from.

Due to the geometric shapes, it is recommended to use one of the standard fabrics, vinyls, leather, or a non-patterned COM, COL, or COV. The use of solid fabrics is recommended with media:scape lounge settings. Steelcase will not pattern match fabrics which have a distinct repeating pattern.

Tip: Canopy and ledge back panels are not available in full-fill or flat cut.

Totem canopy is optional on all tables with totems. It replaces the infill and is available in painted aluminum.

Lounge canopy is optional on all corner and straight lounge pieces. It transforms the degree of privacy providing an intimate and protected setting. It includes a painted aluminum structure, fabric panel, and a laminate or veneer back panel.

► See *Thought Starters*, page 7.

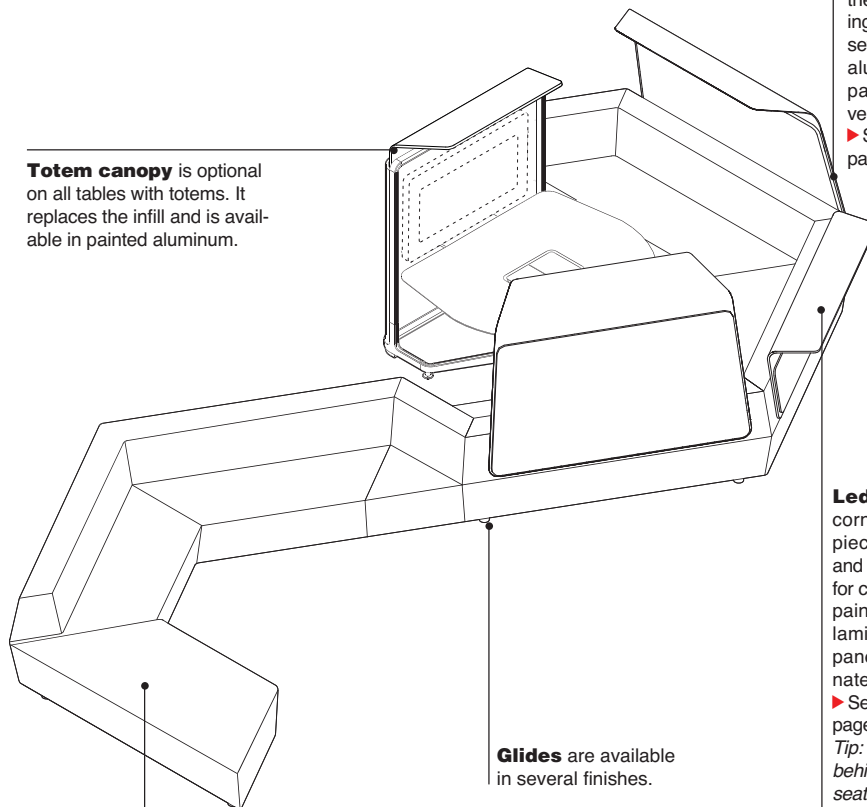
Ledge is optional on all corner and straight lounge pieces. It acts as a surface and provides additional space for collaboration. It includes a painted aluminum structure, laminate or veneer back panel, and an optional laminate or veneer topper.

► See *Thought Starters*, page 7.

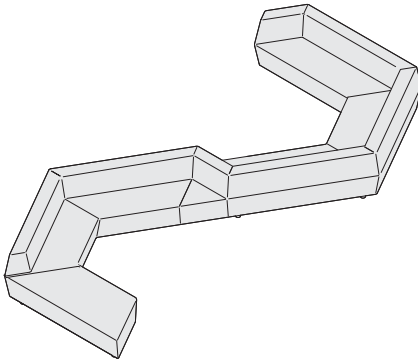
Tip: If specifying seating behind the ledge, maximum seat height should be 31" to provide appropriate leg clearance.

Glides are available in several finishes.

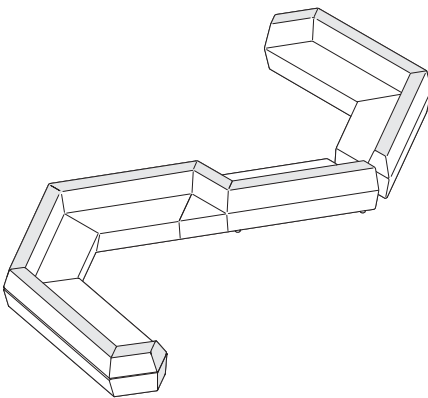
Lounge fabric is available in select Steelcase and DesignTex fabrics.



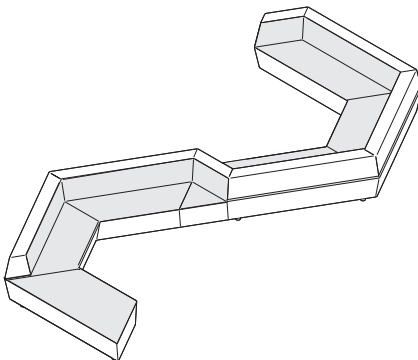
Upholstery Orientations



Same - The entire lounge is one fabric.

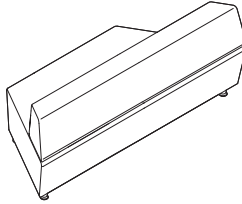


Edge - The top of the lounge is one fabric, along with the end of the corner unit. The remaining sides are a second fabric.

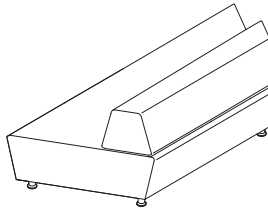


Front seat and back - The seat surface and the front of the back is one fabric and all other panels are a second fabric. The reveal on the back of the lounge is the same fabric as the seat surface and the front of the back.

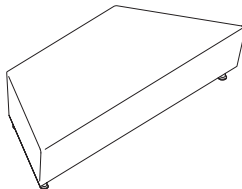
Product Details



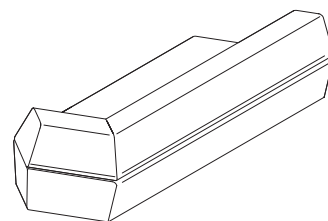
Straight lounge has a straight back which tapers to the front of the seat.



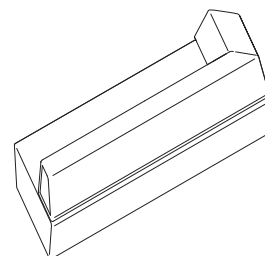
Straight inverted lounge has a straight back. It tapers from front to the back of the seat.



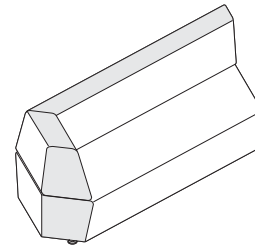
Backless lounge is the same shape as the straight lounge and tapers to the front of the seat.



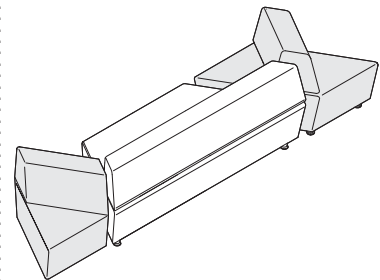
Left corner lounge is left-handed in a seated position.



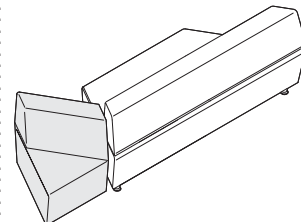
Right corner lounge is right-handed in a seated position.



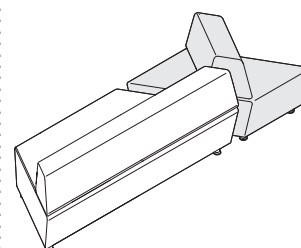

The end of the corner lounges will have the same fabric as the top when edge upholstery is specified.




Reverse lounges are either right-handed or left-handed and provide the ability to transition seating from one side of an application to the other. They can be applied in either angled or straight applications.

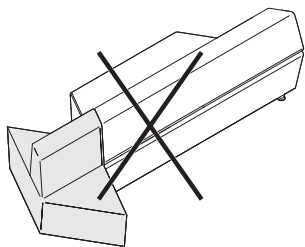


Reverse left, when fitted next to a straight lounge, provides an angle similar to the corner left.

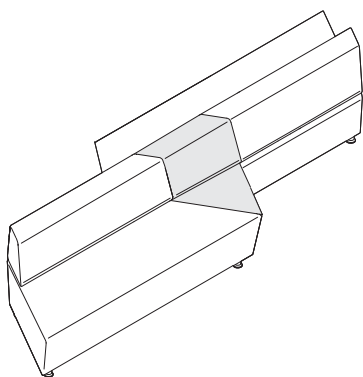


Reverse right, when fitted next to a straight lounge, provides an angle similar to the corner right.

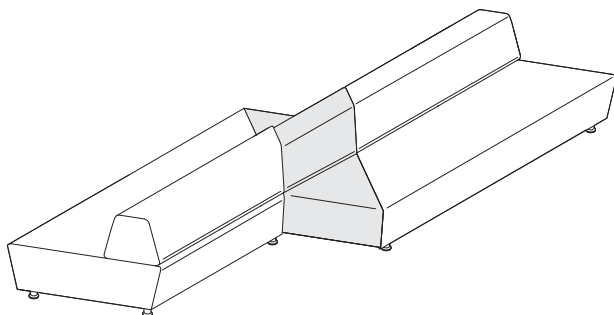




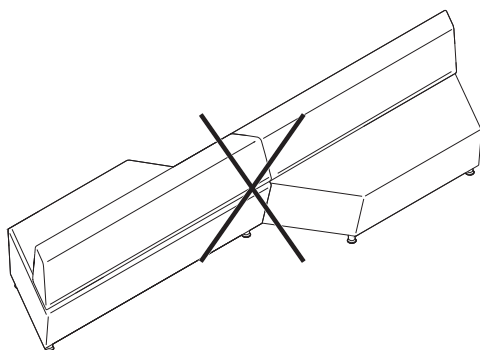
Reverse lounges, that are specified with incorrect handed orientation will not align with other lounge pieces.



Use a reverse left to transition seating from one side of the application to the other and have seating on the left hand side.



Use a reverse right to transition seating from one side of an application to the other and have seating on the right side.



A reverse lounge piece must be used to transition seating from one side of an application to another. Attempting to transition seating without a reverse will prohibit adjacent lounges from being ganged together.

Surface Materials

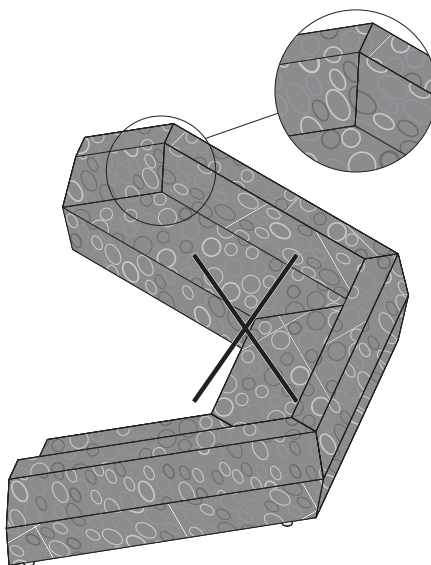
Upholstery

- Steelcase or Designtex fabric
 - Fabric with soil-retardant treatment (option)
 - Leather
- See *Surface Materials*, page 182.

Tip: Thread color that is associated with the more dominant fabric will be used throughout the upholstery. Therefore, with the multiple upholstery option, the thread may be a contrasting color.

Glides

- 4140 Arctic White Gloss
- 4799 Platinum
- 4803 Near Black Metallic
- 8046 Polished Aluminum



Solid non-repeat fabrics are recommended for media:scape lounge because of the unique geometric shapes. When patterned fabrics are selected, patterns are not matched.

Programs & Services

- See the *Surface Materials Reference Manual* for further detail about programs and services offered for seating.

The Customer's Own Material (COM & COL) Program offers the opportunity for customers to select fabrics and leather that are not offered through the standard Steelcase surface materials program for use on Steelcase products. Avoid pattern fabrics and heavily grained leathers. Through the COM & COL program, Steelcase will test your materials for application on Steelcase products. Once approved, you can place your order. Steelcase will facilitate the entire ordering process and give you a production schedule. Steelcase will order the COM & COL fabric and leather directly from the textile manufacturer. For up-to-date information regarding fabric test results for all COM & COL fabrics and details regarding yardage requirements for most Seating lines, visit the COM Web site. To locate the COM Web site:

- Visit www.steelcase.com

Soil retardants are treatments that provide long-term soil and stain resistance to a fabric without affecting the shade or the integrity of the fabric. The following Steelcase Textiles are available pre-treated with soil retardant. (You do not need to select the soil-retardant option for these fabrics and incur the upcharge.)

- Jacks
- Link

For information on soil retardant fabrics on Select Surfaces, please refer to the *Surface Materials Reference Manual*.

Soil-retardant treatment is available on all other seating fabrics at an additional upcharge per seating unit. To order this option, please select "Soil-Retardant Treatment" under "Optional Accessories."

For soil-retardant treatment on COMs, please select "Soil-Retardant Treatment" under "Optional Accessories." Minimums or additional yardage may be required. Please contact the vendor directly for specific information.

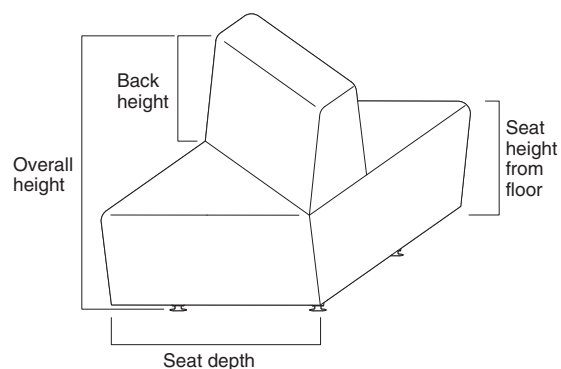
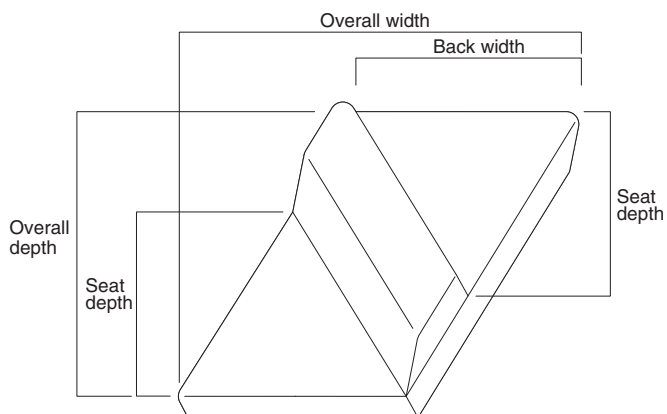
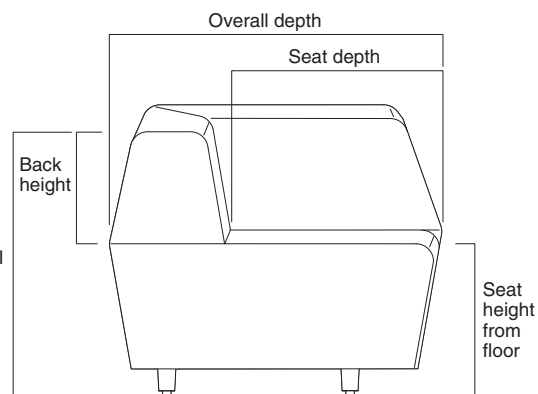
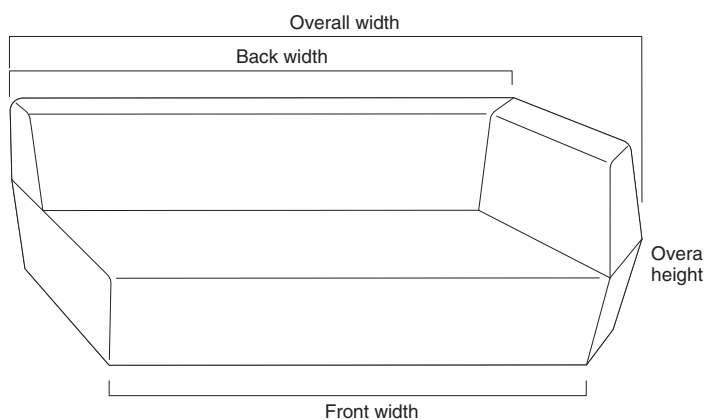
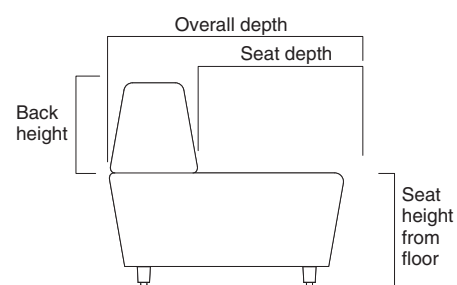
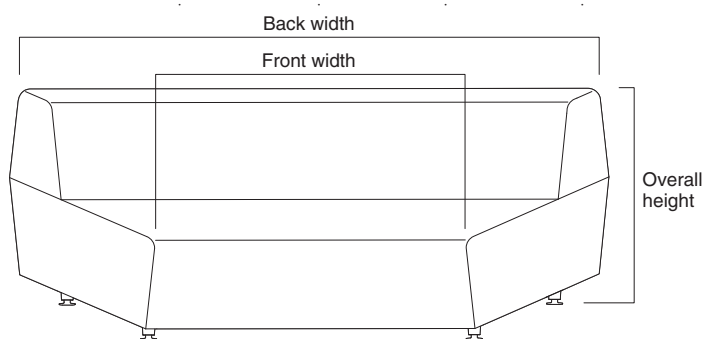
Extended lead times may be necessary for this service.

Contact your Steelcase Solutions Fulfillment Team Representative at 1.888.STEELCASE (1.888.783.3522) or send an email to lineone@steelcase.com.

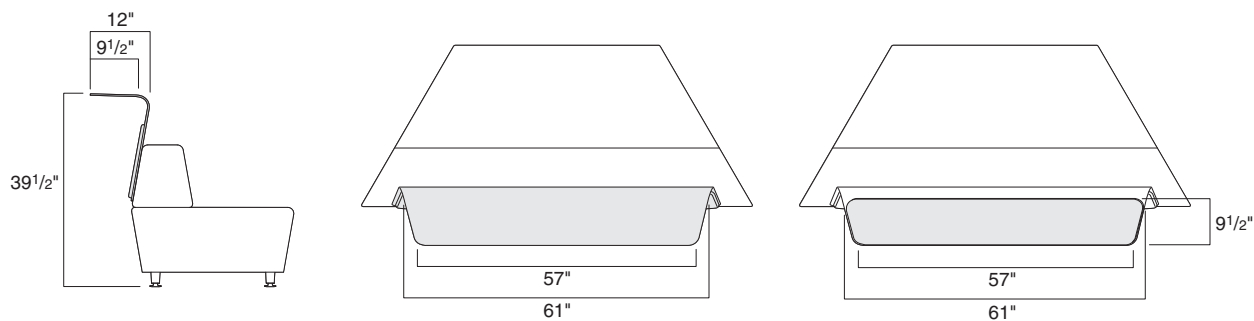
Dimensions

media:scape Lounge

•Features	•Overall Width	•Back Width	•Front Width	•Overall Depth	•Seat Depth	•Overall Height	•Seat Height from Floor	•Back Height
media:scape Lounge								
Straight	80"	80"	42"	33"	21"	29"	16"	13"
Straight Inverted	80"	42"	80"	33"	21"	29"	16"	13"
Backless	80"	80"	42"	33"	33"	16"	16"	13"
Corner (left, right)	92"	80"	66"	33"	21"	29"	16"	13"
Reverse (left, right)	43"	24"	24"	33"	21"	29"	16"	13"

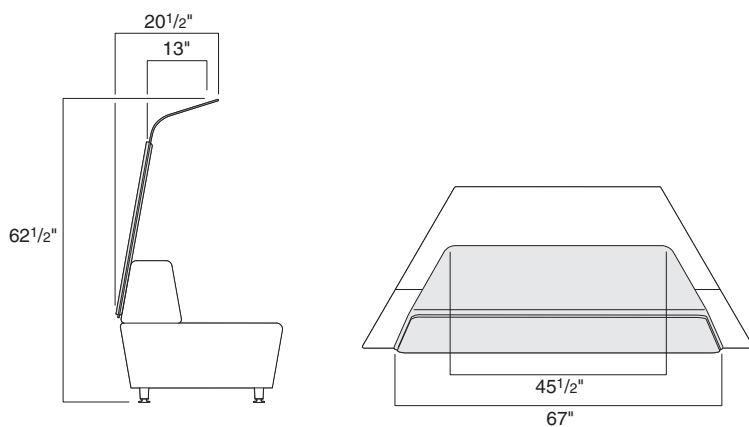


Ledge

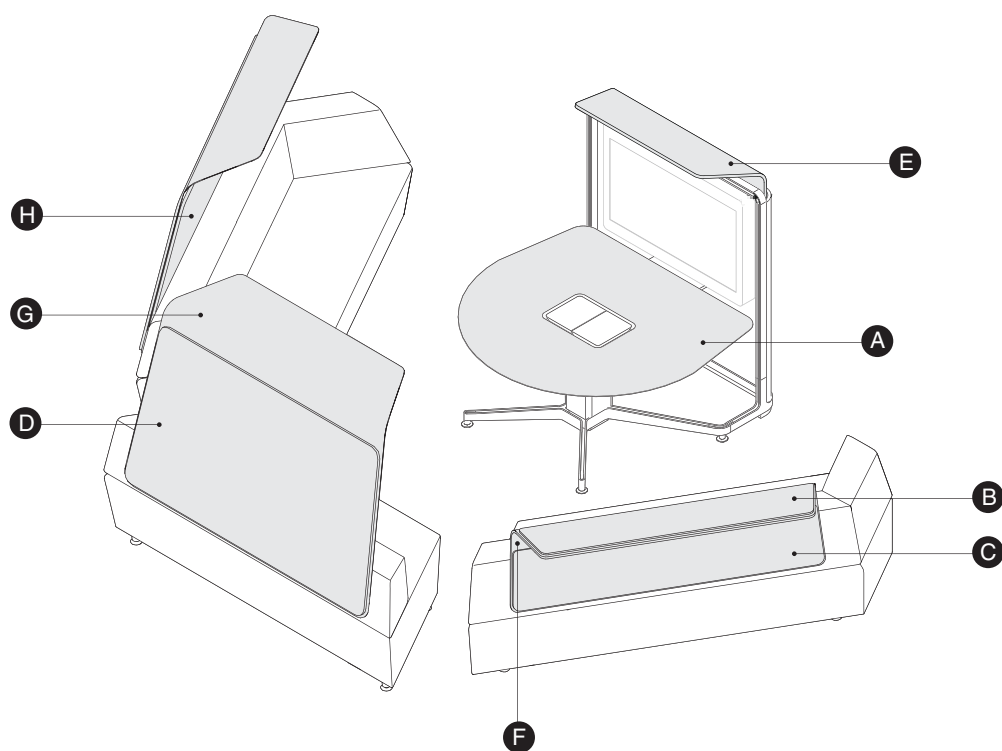


media:scape
Lounge

Canopy



Canopy and Ledge Surface Material Relationships

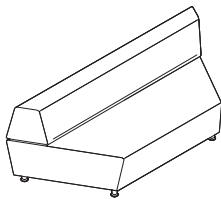


Recommended Components

	Laminate/ Veneer		Painted Aluminum		Connect 3D Fabric
A	Table top	E	Totem canopy infill	H	Canopy fabric panel
B	Topper	F	Ledge		
C	Ledge back panel	G	Canopy		
D	Canopy back panel				



Straight Lounge



► Need help?
Product details,
page 156

Standard Includes

- Straight lounge: fabric price group 1
- Aluminum feet: paint
- Ganging brackets

Required to Specify

- 1 Style number
- 2 Fabric color number for upholstery
- 3 Paint color number for feet:
 - 4140 Arctic White Gloss
 - 4799 Platinum Metallic
 - 4803 Near Black Metallic
- 4 Options, if selected (see below)
 - See *Surface Materials*, page 182.

	Options	U.S. Price	Required to Specify
Surface Materials	Soil-retardant treatment		
	• Soil-retardant treatment applied to upholstery fabric	+\$ 55	Specify <i>with soil-retardant treatment</i> .
	Same upholstery on all surfaces		
	• Fabric price group 1	No cost	Specify fabric color number.
	• Fabric price group 2	+\$ 34	Specify fabric color number.
	• Fabric price group 3	+\$ 130	Specify fabric color number.
	• Fabric price group 4	+\$ 326	Specify fabric color number.
	• Fabric price group 5	+\$ 554	Specify fabric color number.
	• Fabric price group 6	+\$ 848	Specify fabric color number.
	• Fabric price group 7	+\$1210	Specify fabric color number.
	• Fabric price group 8	+\$1569	Specify fabric color number.
	• Fabric price group 9	+\$1928	Specify fabric color number.
	• Fabric price group 10	+\$2220	Specify fabric color number.
	• Leather	+\$2481	Specify leather color number.
	Edge upholstery:		
	Upholstery on edge		
	• Fabric price group 1	No cost	Specify fabric color number.
	• Fabric price group 2	+\$ 3	Specify fabric color number.
	• Fabric price group 3	+\$ 10	Specify fabric color number.
	• Fabric price group 4	+\$ 34	Specify fabric color number.
	• Fabric price group 5	+\$ 56	Specify fabric color number.
	• Fabric price group 6	+\$ 85	Specify fabric color number.
	• Fabric price group 7	+\$ 122	Specify fabric color number.
	• Fabric price group 8	+\$ 157	Specify fabric color number.
	• Fabric price group 9	+\$ 193	Specify fabric color number.
	• Fabric price group 10	+\$ 222	Specify fabric color number.
	• Leather	+\$ 248	Specify leather color number.
	One upholstery on all surfaces except edge		
	• Fabric price group 1	No cost	Specify fabric color number.
	• Fabric price group 2	+\$ 32	Specify fabric color number.
	• Fabric price group 3	+\$ 119	Specify fabric color number.
	• Fabric price group 4	+\$ 292	Specify fabric color number.
	• Fabric price group 5	+\$ 501	Specify fabric color number.
	• Fabric price group 6	+\$ 764	Specify fabric color number.
	• Fabric price group 7	+\$1087	Specify fabric color number.
	• Fabric price group 8	+\$1410	Specify fabric color number.
	• Fabric price group 9	+\$1733	Specify fabric color number.
	• Fabric price group 10	+\$1998	Specify fabric color number.
	• Leather	+\$2234	Specify leather color number.

► Options, continued on next page

Tip: If selecting edge upholstery option, first select the fabric for the edge, then select the fabric for all other surfaces.



For Canadian Pricing

Multiply U.S. Price by the Canadian price factor.

► See page 1 for details.

► Options, continued from previous page

Tip: If selecting front seat and back upholstery option, first select the fabric for the front of the back and seat, then select the fabric for all other surfaces.

	Options	U.S. Price	Required to Specify
Surface Materials	Front seat and back upholstery:		
	Upholstery on front seat and back		
	• Fabric price group 1	No cost	Specify fabric color number.
	• Fabric price group 2	+\$ 10	Specify fabric color number.
	• Fabric price group 3	+\$ 52	Specify fabric color number.
	• Fabric price group 4	+\$ 130	Specify fabric color number.
	• Fabric price group 5	+\$ 222	Specify fabric color number.
	• Fabric price group 6	+\$ 340	Specify fabric color number.
	• Fabric price group 7	+\$ 483	Specify fabric color number.
	• Fabric price group 8	+\$ 628	Specify fabric color number.
	• Fabric price group 9	+\$ 771	Specify fabric color number.
	• Fabric price group 10	+\$ 889	Specify fabric color number.
	• Leather	+\$ 993	Specify leather color number.
	Upholstery on all surfaces except front seat and back		
	• Fabric price group 1	No cost	Specify fabric color number.
	• Fabric price group 2	+\$ 17	Specify fabric color number.
	• Fabric price group 3	+\$ 78	Specify fabric color number.
	• Fabric price group 4	+\$ 195	Specify fabric color number.
	• Fabric price group 5	+\$ 332	Specify fabric color number.
	• Fabric price group 6	+\$ 510	Specify fabric color number.
	• Fabric price group 7	+\$ 726	Specify fabric color number.
	• Fabric price group 8	+\$ 942	Specify fabric color number.
	• Fabric price group 9	+\$1157	Specify fabric color number.
	• Fabric price group 10	+\$1333	Specify fabric color number.
	• Leather	+\$1490	Specify leather color number.
	COM/COL		
	• Customer's Own Material (COM)	+\$ 40	► See Surface Materials Reference Manual.
	• Customer's Own Leather (COL)	+\$ 130	► See Surface Materials Reference Manual.
	Glide		
	• Polished Aluminum	+\$ 61	Specify with 8046 Polished Aluminum.
Canopy	• Canopy	+\$3186	Specify with canopy.
	Paint		
	• Paint price group 1	No cost	Specify paint color number.
	• Paint price group 2	+\$ 51	Specify paint color number.
	• Paint price group 3	+\$ 151	Specify paint color number.
	Fabric		
	• Connect 3D	No cost	Specify fabric color number.
	Laminate back panel		
	• High-Pressure Laminate price group 1	No cost	Specify laminate color number.
	• High-Pressure Laminate price group 2	See information at left	Specify laminate color number.
	• Edge	No cost	Specify plastic color number.
	Wood back panel		
	• Wood group 1 veneer	+\$ 406	Specify with wood veneer and indicate wood color number.
	• Wood group 2 veneer	+\$ 489	Specify with wood veneer and indicate wood color number.
	• Wood group 3 veneer	+\$ 700	Specify with wood veneer and indicate wood color number.
	• Customiz stain on wood	No cost	Specify with Customiz stain.
			► See Surface Materials Reference Manual.

Tip: To add a ledge or canopy to an existing media:scape lounge, please see the Service Parts section of the Steelcase Product Reference website.

Tip: Ledge and canopy back panels are not available in full-fill or flat cut veneer.

For laminate price group 2 pricing, please refer to the electronic catalog or SmartTools.

► Options, continued on next page

**For Canadian Pricing**

Multiply U.S. Price by the Canadian price factor.

► See page 1 for details.

► Options, continued from previous page

	Options	U.S. Price	Required to Specify
Ledge	• Ledge	+\$2722	Specify <i>with ledge</i> .
	Paint		
	• Paint price group 1	No cost	Specify paint color number.
	• Paint price group 2	+\$ 32	Specify paint color number.
	• Paint price group 3	+\$ 95	Specify paint color number.
	Laminate back panel		
	• High-Pressure Laminate price group 1	No cost	Specify laminate color number.
	• High-Pressure Laminate price group 2	See information at left	Specify laminate color number.
	• Edge	No cost	Specify plastic color number.
	Wood back panel		
	• Wood group 1 veneer	+\$ 179	Specify <i>with wood veneer</i> and indicate wood color number.
	• Wood group 2 veneer	+\$ 217	Specify <i>with wood veneer</i> and indicate wood color number.
	• Wood group 3 veneer	+\$ 309	Specify <i>with wood veneer</i> and indicate wood color number.
	• Customiz stain on wood	No cost	Specify <i>with Customiz stain</i> . ► See <i>Surface Materials Reference Manual</i> .
Ledge with Topper	• Ledge with topper	+\$3184	Specify <i>with ledge with topper</i> .
	Paint		
	• Paint price group 1	No cost	Specify paint color number.
	• Paint price group 2	+\$ 32	Specify paint color number.
	• Paint price group 3	+\$ 95	Specify paint color number.
	Laminate back panel		
	• High-Pressure Laminate price group 1	No cost	Specify laminate color number.
	• High-Pressure Laminate price group 2	See information at left	Specify laminate color number.
	• Edge	No cost	Specify plastic color number.
	Wood back panel		
	• Wood group 1 veneer	+\$ 179	Specify <i>with wood veneer</i> and indicate wood color number.
	• Wood group 2 veneer	+\$ 217	Specify <i>with wood veneer</i> and indicate wood color number.
	• Wood group 3 veneer	+\$ 309	Specify <i>with wood veneer</i> and indicate wood color number.
	• Customiz stain on wood	No cost	Specify <i>with Customiz stain</i> . ► See <i>Surface Materials Reference Manual</i> .
	Laminate topper		
	• High-Pressure Laminate price group 1	No cost	Specify laminate color number.
	• High-Pressure Laminate price group 2	See information at left	Specify laminate color number.
	• Edge	No cost	Specify plastic color number.
	Wood topper		
	• Wood group 1 veneer	+\$ 104	Specify <i>with wood veneer</i> and indicate wood color number.
	• Wood group 2 veneer	+\$ 130	Specify <i>with wood veneer</i> and indicate wood color number.
	• Wood group 3 veneer	+\$ 190	Specify <i>with wood veneer</i> and indicate wood color number.
	• Customiz stain on wood	No cost	Specify <i>with Customiz stain</i> . ► See <i>Surface Materials Reference Manual</i> .
	• Full-fill finish on wood group 1	+\$ 26	Specify full-finish and select wood color number.

**For Canadian Pricing**

Multiply U.S. Price by the Canadian price factor.

► See page 1 for details.

Specification Information

• Style Number	• U.S. Base Price
-------------------	-------------------------

Same Upholstery

MLSTS	\$3401
--------------	--------

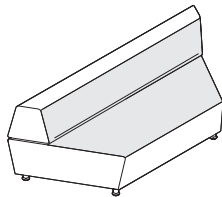
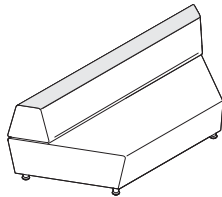
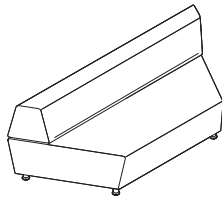
Multiple Upholstery - Edge

MLSTE	\$3401
--------------	--------

Multiple Upholstery - Front Seat and Back

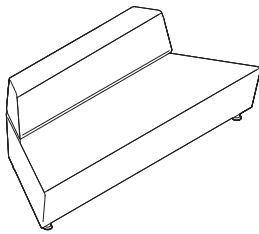
MLSTF	\$3401
--------------	--------

media:scape
Lounge




For Canadian Pricing
Multiply U.S. Price by the
Canadian price factor.
► See page 1 for details.

Straight Inverted Lounge



► Need help?
Product details,
page 156

Standard Includes

- Straight inverted lounge: fabric price group 1
- Aluminum feet: paint
- Ganging brackets

Required to Specify

- 1 Style number
- 2 Fabric color number for upholstery
- 3 Paint color number for feet:
 - 4140 Arctic White Gloss
 - 4799 Platinum Metallic
 - 4803 Near Black Metallic
- 4 Options, if selected (see below)
 - See *Surface Materials*, page 182.

	Options	U.S. Price	Required to Specify
Surface Materials	Soil-retardant treatment		
	• Soil-retardant treatment applied to upholstery fabric	+\$ 55	Specify <i>with soil-retardant treatment</i> .
	Same upholstery on all surfaces		
	• Fabric price group 1	No cost	Specify fabric color number.
	• Fabric price group 2	+\$ 34	Specify fabric color number.
	• Fabric price group 3	+\$ 98	Specify fabric color number.
	• Fabric price group 4	+\$ 229	Specify fabric color number.
	• Fabric price group 5	+\$ 391	Specify fabric color number.
	• Fabric price group 6	+\$ 589	Specify fabric color number.
	• Fabric price group 7	+\$ 816	Specify fabric color number.
	• Fabric price group 8	+\$1078	Specify fabric color number.
	• Fabric price group 9	+\$1340	Specify fabric color number.
	• Fabric price group 10	+\$1536	Specify fabric color number.
	• Leather	+\$1797	Specify leather color number.
	Edge upholstery:		
	Upholstery on edge		
	• Fabric price group 1	No cost	Specify fabric color number.
	• Fabric price group 2	+\$ 3	Specify fabric color number.
	• Fabric price group 3	+\$ 8	Specify fabric color number.
	• Fabric price group 4	+\$ 25	Specify fabric color number.
	• Fabric price group 5	+\$ 40	Specify fabric color number.
	• Fabric price group 6	+\$ 58	Specify fabric color number.
	• Fabric price group 7	+\$ 83	Specify fabric color number.
	• Fabric price group 8	+\$ 108	Specify fabric color number.
	• Fabric price group 9	+\$ 135	Specify fabric color number.
	• Fabric price group 10	+\$ 155	Specify fabric color number.
	• Leather	+\$ 181	Specify leather color number.
	Upholstery on all surfaces except edge		
	• Fabric price group 1	No cost	Specify fabric color number.
	• Fabric price group 2	+\$ 32	Specify fabric color number.
	• Fabric price group 3	+\$ 88	Specify fabric color number.
	• Fabric price group 4	+\$ 206	Specify fabric color number.
	• Fabric price group 5	+\$ 354	Specify fabric color number.
	• Fabric price group 6	+\$ 529	Specify fabric color number.
	• Fabric price group 7	+\$ 736	Specify fabric color number.
	• Fabric price group 8	+\$ 970	Specify fabric color number.
	• Fabric price group 9	+\$1207	Specify fabric color number.
	• Fabric price group 10	+\$1384	Specify fabric color number.
	• Leather	+\$1620	Specify leather color number.

► Options, continued on next page

Tip: If selecting edge upholstery option, first select the fabric for the edge, then select the fabric for all other surfaces.



For Canadian Pricing

Multiply U.S. Price by the Canadian price factor.

► See page 1 for details.

► Options, continued from previous page

Tip: If selecting front seat and back upholstery option, first select the fabric for the front of the back and seat, then select the fabric for all other surfaces.

Options	U.S. Price	Required to Specify
Surface Materials		
Front seat and back upholstery:		
Upholstery on front seat and back		
• Fabric price group 1	No cost	Specify fabric color number.
• Fabric price group 2	+\$ 10	Specify fabric color number.
• Fabric price group 3	+\$ 40	Specify fabric color number.
• Fabric price group 4	+\$ 91	Specify fabric color number.
• Fabric price group 5	+\$ 157	Specify fabric color number.
• Fabric price group 6	+\$ 235	Specify fabric color number.
• Fabric price group 7	+\$ 326	Specify fabric color number.
• Fabric price group 8	+\$ 431	Specify fabric color number.
• Fabric price group 9	+\$ 536	Specify fabric color number.
• Fabric price group 10	+\$ 614	Specify fabric color number.
• Leather	+\$ 718	Specify leather color number.
Upholstery on all surfaces except front seat and back		
• Fabric price group 1	No cost	Specify fabric color number.
• Fabric price group 2	+\$ 17	Specify fabric color number.
• Fabric price group 3	+\$ 58	Specify fabric color number.
• Fabric price group 4	+\$ 137	Specify fabric color number.
• Fabric price group 5	+\$ 235	Specify fabric color number.
• Fabric price group 6	+\$ 354	Specify fabric color number.
• Fabric price group 7	+\$ 490	Specify fabric color number.
• Fabric price group 8	+\$ 647	Specify fabric color number.
• Fabric price group 9	+\$ 804	Specify fabric color number.
• Fabric price group 10	+\$ 920	Specify fabric color number.
• Leather	+\$1078	Specify leather color number.
COM / COL		
• Customer's Own Material (COM)	+\$ 40	► See Surface Materials Reference Manual.
• Customer's Own Leather (COL)	+\$ 130	► See Surface Materials Reference Manual.
Glide		
• Polished Aluminum	+\$ 61	Specify with 8046 Polished Aluminum.

Specification Information

• Style	• U.S.
• Number	• Base
•	• Price
•	

Same Upholstery

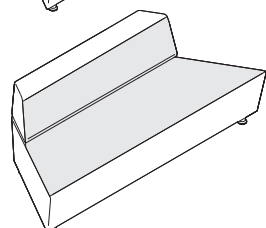
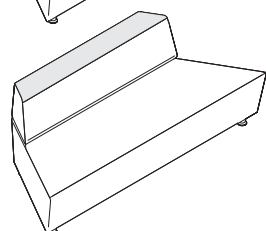
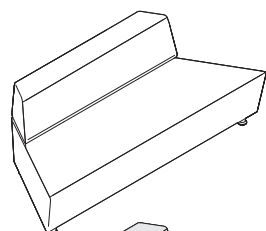
MLSIS	\$3261
:	:

Multiple Upholstery - Edge

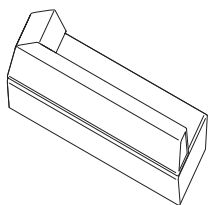
MLSIE	\$3261
:	:

Multiple Upholstery - Front Seat and Back

MLSIF	\$3261
:	:



Corner Lounge



Standard Includes		Required to Specify
► Need help? Product details, page 156	• Corner lounge: fabric price group 1	1 Style number
	• Aluminum feet: paint	2 Fabric color number for upholstery
	• Ganging brackets	3 Paint color number for feet: 4140 Arctic White Gloss 4799 Platinum Metallic 4803 Near Black Metallic
		4 Options, if selected (see below) ► See <i>Surface Materials</i> , page 182.

	Options	U.S. Price	Required to Specify
Surface Materials	Soil-retardant treatment		
	• Soil-retardant treatment applied to upholstery fabric	+\$ 66	Specify <i>with soil-retardant treatment</i> .
	Same upholstery on all surfaces		
	• Fabric price group 1	No cost	Specify fabric color number.
	• Fabric price group 2	+\$ 65	Specify fabric color number.
	• Fabric price group 3	+\$ 229	Specify fabric color number.
	• Fabric price group 4	+\$ 361	Specify fabric color number.
	• Fabric price group 5	+\$ 622	Specify fabric color number.
	• Fabric price group 6	+\$ 980	Specify fabric color number.
	• Fabric price group 7	+\$1372	Specify fabric color number.
	• Fabric price group 8	+\$1764	Specify fabric color number.
	• Fabric price group 9	+\$2155	Specify fabric color number.
	• Fabric price group 10	+\$2515	Specify fabric color number.
	• Leather	+\$2777	Specify leather color number.
	Edge upholstery: Upholstery on edge		
	• Fabric price group 1	No cost	Specify fabric color number.
	• Fabric price group 2	+\$ 5	Specify fabric color number.
	• Fabric price group 3	+\$ 25	Specify fabric color number.
	• Fabric price group 4	+\$ 37	Specify fabric color number.
	• Fabric price group 5	+\$ 63	Specify fabric color number.
	• Fabric price group 6	+\$ 98	Specify fabric color number.
	• Fabric price group 7	+\$ 137	Specify fabric color number.
	• Fabric price group 8	+\$ 176	Specify fabric color number.
	• Fabric price group 9	+\$ 216	Specify fabric color number.
	• Fabric price group 10	+\$ 253	Specify fabric color number.
	• Leather	+\$ 280	Specify leather color number.
	Upholstery on all surfaces except edge		
	• Fabric price group 1	No cost	Specify fabric color number.
	• Fabric price group 2	+\$ 58	Specify fabric color number.
	• Fabric price group 3	+\$ 206	Specify fabric color number.
	• Fabric price group 4	+\$ 324	Specify fabric color number.
	• Fabric price group 5	+\$ 557	Specify fabric color number.
	• Fabric price group 6	+\$ 880	Specify fabric color number.
	• Fabric price group 7	+\$1235	Specify fabric color number.
	• Fabric price group 8	+\$1588	Specify fabric color number.
	• Fabric price group 9	+\$1941	Specify fabric color number.
	• Fabric price group 10	+\$2263	Specify fabric color number.
	• Leather	+\$2501	Specify leather color number.

► Options, continued on next page

Tip: If selecting edge upholstery option, first select the fabric for the edge, then select the fabric for all other surfaces.



For Canadian Pricing
Multiply U.S. Price by the
Canadian price factor.
► See page 1 for details.

► Options, continued from previous page

	Options	U.S. Price	Required to Specify
Surface Materials	Front seat and back upholstery:		
	Upholstery on front seat and back		
	• Fabric price group 1	No cost	Specify fabric color number.
	• Fabric price group 2	+\$ 28	Specify fabric color number.
	• Fabric price group 3	+\$ 91	Specify fabric color number.
	• Fabric price group 4	+\$ 143	Specify fabric color number.
	• Fabric price group 5	+\$ 248	Specify fabric color number.
	• Fabric price group 6	+\$ 391	Specify fabric color number.
	• Fabric price group 7	+\$ 549	Specify fabric color number.
	• Fabric price group 8	+\$ 707	Specify fabric color number.
	• Fabric price group 9	+\$ 863	Specify fabric color number.
	• Fabric price group 10	+\$1006	Specify fabric color number.
	• Leather	+\$1111	Specify leather color number.
	Upholstery on all surfaces except front seat and back		
	• Fabric price group 1	No cost	Specify fabric color number.
	• Fabric price group 2	+\$ 40	Specify fabric color number.
	• Fabric price group 3	+\$ 137	Specify fabric color number.
	• Fabric price group 4	+\$ 216	Specify fabric color number.
	• Fabric price group 5	+\$ 371	Specify fabric color number.
	• Fabric price group 6	+\$ 589	Specify fabric color number.
	• Fabric price group 7	+\$ 823	Specify fabric color number.
	• Fabric price group 8	+\$1058	Specify fabric color number.
	• Fabric price group 9	+\$1293	Specify fabric color number.
	• Fabric price group 10	+\$1509	Specify fabric color number.
	• Leather	+\$1666	Specify leather color number.
Canopy	COM / COL		
	• Customer's Own Material (COM)	+\$ 40	► See Surface Materials Reference Manual.
	• Customer's Own Leather (COL)	+\$ 130	► See Surface Materials Reference Manual.
	Glide		
	• Polished Aluminum	+\$ 61	Specify with 8046 Polished Aluminum.
	Canopy	+\$3186	Specify with canopy.
	Paint		
	• Paint price group 1	No cost	Specify paint color number.
	• Paint price group 2	+\$ 51	Specify paint color number.
	• Paint price group 3	+\$ 151	Specify paint color number.
	Fabric		
	• Connect 3D	No cost	Specify fabric color number.
	Laminate back panel		
	• High-Pressure Laminate price group 1	No cost	Specify laminate color.
	• High-Pressure Laminate price group 2	See information at left	Specify laminate color number.
	• Edge	No cost	Specify plastic color number.
	Wood back panel		
	• Wood group 1 veneer	+\$ 406	Specify with wood veneer and indicate wood color number.
	• Wood group 2 veneer	+\$ 489	Specify with wood veneer and indicate wood color number.
	• Wood group 3 veneer	+\$ 700	Specify with wood veneer and indicate wood color number.
	• Customiz stain on wood	No cost	Specify with Customiz stain. ► See Surface Materials Reference Manual.

► Options, continued on next page

Tip: If selecting front seat and back upholstery option, first select the fabric for the front of the back and seat, then select the fabric for all other surfaces.

Tip: To add a ledge or canopy to an existing media:scape lounge, please see the Service Parts section of the Steelcase Product Reference website.

For laminate price group 2 pricing, please refer to the electronic catalog or SmartTools.

Tip: Ledge and canopy back panels are not available in full-fill or flat cut veneer.


For Canadian Pricing
Multiply U.S. Price by the Canadian price factor.
► See page 1 for details.

► Options, continued from previous page

	Options	U.S. Price	Required to Specify
Ledge	• Ledge	+\$2722	Specify <i>with ledge</i> .
	Paint		
	• Paint price group 1	No cost	Specify paint color number.
	• Paint price group 2	+\$ 32	Specify paint color number.
	• Paint price group 3	+\$ 95	Specify paint color number.
	Laminate back panel		
	• High-Pressure Laminate price group 1	No cost	Specify laminate color number.
	• High-Pressure Laminate price group 2	See information at left	Specify laminate color number.
	• Edge	No cost	Specify plastic color number.
	Wood back panel		
	• Wood group 1 veneer	+\$ 179	Specify <i>with wood veneer</i> and indicate wood color number.
	• Wood group 2 veneer	+\$ 217	Specify <i>with wood veneer</i> and indicate wood color number.
	• Wood group 3 veneer	+\$ 309	Specify <i>with wood veneer</i> and indicate wood color number.
	• Customiz stain on wood	No cost	Specify <i>with Customiz stain</i> . ► See <i>Surface Materials Reference Manual</i> .
Ledge with Topper	• Ledge with topper	+\$3184	Specify <i>with ledge with topper</i> .
	Paint		
	• Paint price group 1	No cost	Specify paint color number.
	• Paint price group 2	+\$ 32	Specify paint color number.
	• Paint price group 3	+\$ 95	Specify paint color number.
	Laminate back panel		
	• High-Pressure Laminate price group 1	No cost	Specify laminate color number.
	• High-Pressure Laminate price group 2	See information at left	Specify laminate color number.
	• Edge	No cost	Specify plastic color number.
	Wood back panel		
	• Wood group 1 veneer	+\$ 179	Specify <i>with wood veneer</i> and indicate wood color number.
	• Wood group 2 veneer	+\$ 217	Specify <i>with wood veneer</i> and indicate wood color number.
	• Wood group 3 veneer	+\$ 309	Specify <i>with wood veneer</i> and indicate wood color number.
	• Customiz stain on wood	No cost	Specify <i>with Customiz stain</i> . ► See <i>Surface Materials Reference Manual</i> .
	Laminate topper		
	• High-Pressure Laminate price group 1	No cost	Specify laminate color number.
	• High-Pressure Laminate price group 2	See information at left	Specify laminate color number.
	• Edge	No cost	Specify plastic color number.
	Wood topper		
	• Wood group 1 veneer	+\$ 104	Specify <i>with wood veneer</i> and indicate wood color number.
	• Wood group 2 veneer	+\$ 130	Specify <i>with wood veneer</i> and indicate wood color number.
	• Wood group 3 veneer	+\$ 190	Specify <i>with wood veneer</i> and indicate wood color number.
	• Customiz stain on wood	No cost	Specify <i>with Customiz stain</i> . ► See <i>Surface Materials Reference Manual</i> .
	• Full-fill finish on wood group 1	+\$ 26	Specify full-finish and select wood color number.

For laminate price group 2 pricing, please refer to the electronic catalog or SmartTools.

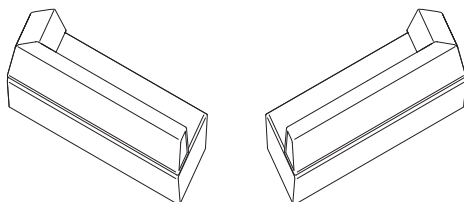


For Canadian Pricing
Multiply U.S. Price by the Canadian price factor.
► See page 1 for details.

Specification Information

• Style Number	• U.S. Base Price	• Style Number	• U.S. Base Price
-------------------	-------------------------	-------------------	-------------------------

Same Upholstery



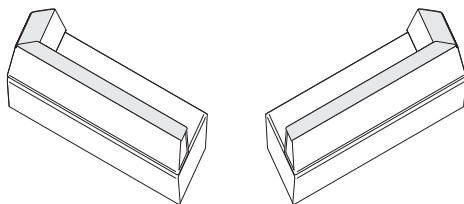
Left Corner

Right Corner

MLLCS \$4162

MLRCS \$4162

Multiple Upholstery – Edge



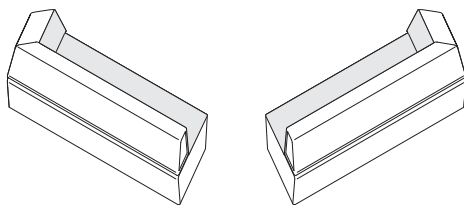
Left Corner

Right Corner

MLLCE \$4162

MLRCE \$4162

Multiple Upholstery – Front Seat and Back



Left Corner

Right Corner

MLLCF \$4162

MLRCF \$4162

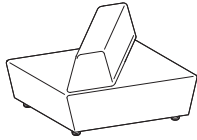


For Canadian Pricing

Multiply U.S. Price by the
Canadian price factor.

► See page 1 for details.

Reverse Lounge



► Need help?
Product details,
page 156

Standard Includes

- Reverse media:scape lounge: fabric price group 1
- Aluminum feet: paint
- Ganging brackets

Required to Specify

- 1 Style number
- 2 Fabric color number for upholstery
- 3 Paint color number for feet:
 - 4140 Arctic White Gloss
 - 4799 Platinum Metallic
 - 4803 Near Black Metallic
- 4 Options, if selected (see below)
 - See *Surface Materials*, page 182.

	Options	U.S. Price	Required to Specify
Surface Materials	Soil-retardant treatment		
	• Soil-retardant treatment applied to upholstery fabric	+\$ 40	Specify with soil-retardant treatment.
	Same upholstery on all surfaces		
	• Fabric price group 1	No cost	Specify fabric color number.
	• Fabric price group 2	+\$ 34	Specify fabric color number.
	• Fabric price group 3	+\$ 98	Specify fabric color number.
	• Fabric price group 4	+\$ 195	Specify fabric color number.
	• Fabric price group 5	+\$ 326	Specify fabric color number.
	• Fabric price group 6	+\$ 490	Specify fabric color number.
	• Fabric price group 7	+\$ 653	Specify fabric color number.
	• Fabric price group 8	+\$ 848	Specify fabric color number.
	• Fabric price group 9	+\$1045	Specify fabric color number.
	• Fabric price group 10	+\$1210	Specify fabric color number.
	• Leather	+\$1469	Specify leather color number.
	Edge upholstery:		
	Upholstery on edge		
	• Fabric price group 1	No cost	Specify fabric color number.
	• Fabric price group 2	+\$ 3	Specify fabric color number.
	• Fabric price group 3	+\$ 8	Specify fabric color number.
	• Fabric price group 4	+\$ 17	Specify fabric color number.
	• Fabric price group 5	+\$ 34	Specify fabric color number.
	• Fabric price group 6	+\$ 50	Specify fabric color number.
	• Fabric price group 7	+\$ 65	Specify fabric color number.
	• Fabric price group 8	+\$ 85	Specify fabric color number.
	• Fabric price group 9	+\$ 104	Specify fabric color number.
	• Fabric price group 10	+\$ 122	Specify fabric color number.
	• Leather	+\$ 149	Specify leather color number.
	Upholstery on all surfaces except edge		
	• Fabric price group 1	No cost	Specify fabric color number.
	• Fabric price group 2	+\$ 32	Specify fabric color number.
	• Fabric price group 3	+\$ 88	Specify fabric color number.
	• Fabric price group 4	+\$ 176	Specify fabric color number.
	• Fabric price group 5	+\$ 292	Specify fabric color number.
	• Fabric price group 6	+\$ 443	Specify fabric color number.
	• Fabric price group 7	+\$ 589	Specify fabric color number.
	• Fabric price group 8	+\$ 764	Specify fabric color number.
	• Fabric price group 9	+\$ 942	Specify fabric color number.
	• Fabric price group 10	+\$1087	Specify fabric color number.
	• Leather	+\$1325	Specify leather color number.

► Options, continued on next page

Tip: If selecting edge upholstery option, first select the fabric for the edge, then select the fabric for all other surfaces.



For Canadian Pricing

Multiply U.S. Price by the Canadian price factor.

► See page 1 for details.

► Options, continued from previous page

Options	U.S. Price	Required to Specify
Surface Materials		
Front seat and back upholstery:		
Upholstery on front seat and back		
• Fabric price group 1	No cost	Specify fabric color number.
• Fabric price group 2	+\$ 10	Specify fabric color number.
• Fabric price group 3	+\$ 40	Specify fabric color number.
• Fabric price group 4	+\$ 78	Specify fabric color number.
• Fabric price group 5	+\$130	Specify fabric color number.
• Fabric price group 6	+\$195	Specify fabric color number.
• Fabric price group 7	+\$262	Specify fabric color number.
• Fabric price group 8	+\$340	Specify fabric color number.
• Fabric price group 9	+\$419	Specify fabric color number.
• Fabric price group 10	+\$483	Specify fabric color number.
• Leather	+\$589	Specify leather color number.
Upholstery on all surfaces except front seat and back		
• Fabric price group 1	No cost	Specify fabric color number.
• Fabric price group 2	+\$ 17	Specify fabric color number.
• Fabric price group 3	+\$ 58	Specify fabric color number.
• Fabric price group 4	+\$119	Specify fabric color number.
• Fabric price group 5	+\$195	Specify fabric color number.
• Fabric price group 6	+\$292	Specify fabric color number.
• Fabric price group 7	+\$391	Specify fabric color number.
• Fabric price group 8	+\$510	Specify fabric color number.
• Fabric price group 9	+\$628	Specify fabric color number.
• Fabric price group 10	+\$726	Specify fabric color number.
• Leather	+\$880	Specify leather color number.
COM/COL		
• Customer's Own Material (COM)	+\$ 40	► See <i>Surface Materials Reference Manual</i> .
• Customer's Own Leather (COL)	+\$130	► See <i>Surface Materials Reference Manual</i> .
Glide		
• Polished Aluminum	+\$ 61	Specify with 8046 Polished Aluminum.

► Specification Information, on next page

Tip: If selecting front seat and back upholstery option, first select the fabric for the front of the back and seat, then select the fabric for all other surfaces.

**For Canadian Pricing**

Multiply U.S. Price by the Canadian price factor.

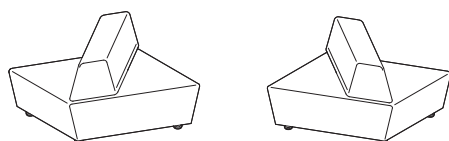
► See page 1 for details.

► Options, on previous page

Specification Information

• Style Number	• U.S. Base Price	• Style Number	• U.S. Base Price
-------------------	-------------------------	-------------------	-------------------------

Same Upholstery



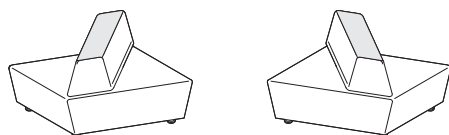
Reverse Left

MLRLS \$1596
: :

Reverse Right

MLRRS \$1596
: :

Multiple Upholstery – Edge



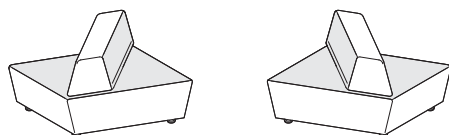
Reverse Left

MLRLE \$1596
: :

Reverse Right

MLRRE \$1596
: :

Multiple Upholstery – Front Seat and Back



Reverse Left

MLRLF \$1596
: :

Reverse Right

MLRRF \$1596
: :

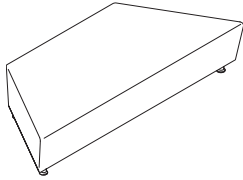
**For Canadian Pricing**

Multiply U.S. Price by the
Canadian price factor.

► See page 1 for details.



Backless Lounge



► Need help?
Product details,
page 156

Standard Includes

- Backless lounge: fabric price group 1
- Aluminum feet: paint
- Ganging brackets

Required to Specify

- 1 Style number
- 2 Fabric color number for upholstery
- 3 Paint color number for feet:
 - 4140 Arctic White Gloss
 - 4799 Platinum Metallic
 - 4803 Near Black Metallic
- 4 Options, if selected (see below)
 - See *Surface Materials*, page 182.

	Options	U.S. Price	Required to Specify
Surface Materials	Soil-retardant treatment		
	• Soil-retardant treatment applied to upholstery fabric	+\$ 40	Specify with soil-retardant treatment.
	Same upholstery on all surfaces		
	• Fabric price group 1	No cost	Specify fabric color number.
	• Fabric price group 2	+\$ 34	Specify fabric color number.
	• Fabric price group 3	+\$ 98	Specify fabric color number.
	• Fabric price group 4	+\$ 229	Specify fabric color number.
	• Fabric price group 5	+\$ 391	Specify fabric color number.
	• Fabric price group 6	+\$ 589	Specify fabric color number.
	• Fabric price group 7	+\$ 816	Specify fabric color number.
	• Fabric price group 8	+\$1078	Specify fabric color number.
	• Fabric price group 9	+\$1340	Specify fabric color number.
	• Fabric price group 10	+\$1536	Specify fabric color number.
	• Leather	+\$1797	Specify leather color number.
	Front upholstery:		
	Upholstery on seat surface		
	• Fabric price group 1	No cost	Specify fabric color number.
	• Fabric price group 2	+\$ 10	Specify fabric color number.
	• Fabric price group 3	+\$ 40	Specify fabric color number.
	• Fabric price group 4	+\$ 91	Specify fabric color number.
	• Fabric price group 5	+\$ 157	Specify fabric color number.
	• Fabric price group 6	+\$ 235	Specify fabric color number.
	• Fabric price group 7	+\$ 326	Specify fabric color number.
	• Fabric price group 8	+\$ 431	Specify fabric color number.
	• Fabric price group 9	+\$ 536	Specify fabric color number.
	• Fabric price group 10	+\$ 614	Specify fabric color number.
	• Leather	+\$ 718	Specify leather color number.
	Upholstery on all surfaces except seat surface		
	• Fabric price group 1	No cost	Specify fabric color number.
	• Fabric price group 2	+\$ 17	Specify fabric color number.
	• Fabric price group 3	+\$ 58	Specify fabric color number.
	• Fabric price group 4	+\$ 137	Specify fabric color number.
	• Fabric price group 5	+\$ 235	Specify fabric color number.
	• Fabric price group 6	+\$ 354	Specify fabric color number.
	• Fabric price group 7	+\$ 490	Specify fabric color number.
	• Fabric price group 8	+\$ 647	Specify fabric color number.
	• Fabric price group 9	+\$ 804	Specify fabric color number.
	• Fabric price group 10	+\$ 920	Specify fabric color number.
	• Leather	+\$1078	Specify leather color number.
	COM / COL		
	• Customer's Own Material (COM)	+\$ 40	► See <i>Surface Materials Reference Manual</i> .
	• Customer's Own Leather (COL)	+\$ 130	► See <i>Surface Materials Reference Manual</i> .
	Glide		
	• Polished Aluminum	+\$ 61	Specify with 8046 Polished Aluminum.

Tip: If selecting front upholstery option, first select the fabric for the surface, then select the fabric for all other surfaces.



For Canadian Pricing
Multiply U.S. Price by the
Canadian price factor.
► See page 1 for details.

Specification Information

• Style	• U.S.
• Number	• Base
•	• Price
•	
•	

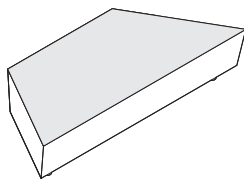
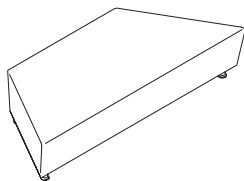
Same Upholstery

MLBBS	\$2151
•	•

Multiple Upholstery—Front Seat

MLBBF	\$2151
•	•

media:scape
Lounge



For Canadian Pricing

Multiply U.S. Price by the Canadian price factor.

► See page 1 for details.

Resources

Surface Materials	182
Seating Upholstery Matrix	187
Paint Color Availability Matrix	188
Laminate Matrix	189
Recommended Surface Edge Finishes	190
Grain Directions	191
Style Number Index	192

Surface Materials

This listing includes all the surface material choices that are available for the products in this specification guide.

Resources

For more information about surface materials, refer to the following resources:

Additional surface materials specification tools are available to assist you in the specification process—the Surface Materials Binders.

The global surface materials palette is a core collection of finishes that is available across multiple geographies (Americas/EMEA – Europe, Middle East, and Africa/APAC – Asia Pacific) and on global product lines, where applicable. For a list of finishes included in the offering, see the *Surface Materials Reference Manual*. Additional details, like product approvals by geography and finish number conversions, can also be found in the *Surface Materials Reference Manual* or see steelcase.com/surface-materials under the Select Surfaces section.

Surface Materials Binders include:

- Surface Materials Reference Manual
- A complete set of swatch cards for hard surfaces, vertical surface fabrics, and seating upholstery

Paint

Steelcase Surfaces

Tip: All products may not be available in all colors listed below.

► See page 188 for an overview of the paint colors available on each component.

Applies to:

- media:scape aluminum infills
- media:scape kiosk totem infill
- ScapeSeries tables
- media:scape lounge ledges and canopies

Price Group 1

Smooth Paint

4242 Milk

Textured Paint

7207 Black
7225 Sand
7236 Fog **E**
7237 Slate **E**
7238 Fieldstone
7239 Midnight
7241 Arctic White
7243 Seagull
7278 Dark Bronze
7360 Merle

Price Group 2

Smooth Metallic Paint

4728 Nickel Metallic
4743 Mineral Metallic
4744 Pearl Metallic
4750 Champagne Metallic
4752 Steel Metallic **E**
4788 Gold Dust Metallic **E**
4798 Sterling Metallic
4799 Platinum Metallic
4803 Near Black Metallic

Applies to:

- media:scape table legs, base, column and totem frame
- ScapeSeries tables
- 4799 Platinum Metallic
- 4803 Near Black Metallic

Textured Metallic Paint

7245 Carbon Metallic
7246 Midnight Metallic

Custom Surfaces

Price Group 3

PerfectMatch

PerfectMatch is a service that allows you to create your own paint color. Refer to the *Surface Materials Reference Manual* for more information about this program.

Metal/Accessory Paints

Steelcase Surfaces

Applies to:

- media:scape table legs, base, column, and totem frame
- 4140 Arctic White Gloss

Applies to:

- media:scape table foot ring
- ScapeSeries table foot ring
- 803S Stainless Steel

Laminate

Applies to:

- media:scape tables
- ScapeSeries tables
- media:scape lounge ledges and canopies

Steelcase Surfaces

High-Pressure Laminate

Price Group 1

Fiber Laminate

2850 Vanadium Fiber
2852 Tungsten Fiber
2854 Vellum Fiber
2860 Granite Fiber **E**
2862 Stucco Fiber **E**

Micro Laminate

2920 Marl Micro
2921 Gypsum Micro
2922 Clay Micro

Patina Laminate

2870 Blonde Bronze Patina
2873 Instant Iron Patina

Solid Laminate

2722 Cream **E**
2730 Arctic White
2746 Black
2811 Mist **E**
2883 Seagull
2884 Milk
2885 Dune
2HAA Persian Salt
2HAB Rose
2HAC Indigo
2HAD Green Citrine
2HAE Dark Olivine
2HAF Cloudy
2HMG Merle

Speckle Laminate

2820 Coffee Speckle **E**
2823 Driftwood Speckle
2824 Smoke Speckle
2825 Vanadium Speckle

Tip: Some wood veneer finishes and woodgrain laminates share the same name. Because of the difference in materials, veneers and laminates of the same name are not an exact match but do coordinate with each other.

Woodgrain Laminate

2406 Clear Cherry **E**
2409 Clear Maple
2410 Graphite Walnut
2412 Natural Cherry
2422 Medium Cherry
2511 Winter on Maple
2535 Virginia Walnut
2536 Blackwood **E**
2538 Clear Walnut
2592 Blonde on Maple **E**
2612 Marbled Maple **E***
2614 Chocolate Walnut **E***
2615 Marbled Cherry **E***
2714 Natural Walnut **E**
2HAK Clear Oak
2HAN Ash Noce
2HAT Acacia
2HAW Ash Wenge
2HBN Bisque Noce
2HBW Bisque Wenge
2HCN Clay Noce
2HCW Clay Wenge
2HSN Storm Noce
2HSW Storm Wenge
2HWA Grey Kingswood
2HWB Planked Walnut
2HWD Resolute Walnut
2HWE Natural Recon
2HWF Smoked Walnut

Price Group 2

Textured Laminate

2TH2 Fawn Cypress
2TH4 Saddle Oak
2TH5 Veranda Teak
2TH7 Walnut Heights
2UH1 Reclaimed Aggregate
2UH2 Reclaimed Gravel
2UH4 Cement*
2UH6 Sheetrock

* 2612 Marbled Maple, 2614 Chocolate Walnut, 2615 Marbled Cherry, and 2UH4 Cement have limited availability, determined by product sizing and/or options.

Custom Surfaces

Open Line Laminate (OLL)

This service allows you to order non-standard laminate at an additional processing fee of \$77 U.S. per unit, plus the cost of the laminate.

High-Pressure Laminate pricing does not include premium or digitally printed patterns from any suppliers. Laminate cost may also vary for basic or standard laminates from other suppliers. Please contact the OLL consultant at 616.475.2426 for pricing. The cost of the laminate will be added to your invoice as a separate line on the acknowledgement.

When processing orders for Open Line laminate

on c:scape and media:scape, specify 2900 in the laminate finish field and enter the OLL manufacturer information. Enter the required edge finish as you would a standard laminate.

Tip: Open Line laminate (OLL) is not available on media:scape lounge ledges and canopies.

Laminate Approval and Material Requirements

To confirm whether a particular laminate has already been tested for use on a specific Steelcase product or to determine material square foot requirements:

- Visit www.steelcase.com

For additional information, refer to the *Surface Materials Reference Manual*.

Wood

Applies to:

- media:scape tables
- ScapeSeries tables
- media:scape lounge ledges and canopies

Steelcase carefully selects veneer and solid wood for consistent color and grain structure. Wood is a natural material and variations will occur in color, grain and texture. These variations are part of the inherent natural beauty of wood and are not considered defects.

All wood products will darken with age and exposure to ultraviolet light. This is especially apparent with cherry and maple veneer. We recommend that desk accessories be rearranged periodically to ensure even aging of wood surfaces.

When storing your wood furniture, please follow the following guidelines:

- Do not store products in trailers
- Store products in areas that simulate office temperatures (60°F to 90°F)
- Store products in areas that maintain constant, office-like humidity levels
- Keep product away from light. Cover products to make sure they are not exposed to light.

Steelcase Surfaces

Veneers are matched for proper balance and consistency. Veneers are available flat cut or quarter cut, except for Oak, which is rift cut. Refer to the *Surface Materials Reference Manual* for descriptions of each cut.

Open-pore finish is a medium gloss finish that leaves the wood grain texture visible to the eye and distinguishable to the touch.

Veneer

Wood Group 1

Flat-Cut Open-Pore

- 3062 FC/OP Graphite Walnut
- 3402 FC/OP Clear Cherry (Aged)
- 3412 FC/OP Natural Cherry **E**
- 3422 FC/OP Medium Cherry
- 3522 FC/OP Clear Maple
- 3592 FC/OP Blonde on Maple **E**
- 3702 FC/OP Clear Walnut
- 3712 FC/OP Natural Walnut
- 3752 FC/OP Medium Walnut **E**
- 3762 FC/OP Dark Walnut
- 3772 FC/OP Medium Mahogany on Walnut

Flat-Cut Open-Pore, Natural Veneer

- 3342 FC/OP Black Walnut
- 35A2 FC/OP Blanch Maple
- 37A2 FC/OP Thunder Walnut

Quarter-Cut Open-Pore

- 3042 QC/OP Ash
- 3222 QC/OP Clear Maple
- 3292 QC/OP Blonde on Maple **E**
- 3302 QC/OP Clear Walnut
- 3312 QC/OP Natural Walnut
- 3352 QC/OP Medium Walnut **E**
- 3362 QC/OP Dark Walnut
- 3372 QC/OP Medium Mahogany on Walnut
- 3382 QC/OP Graphite Walnut

Quarter-Cut Open-Pore, Natural Veneer

- 32A2 QC/OP Blanch Maple
- 33A2 QC/OP Thunder Walnut
- 3392 QC/OP Black Walnut

Rift-Cut Open-Pore

- 3602 RC/OP Desert Oak

Rift-Cut Open-Pore, Natural Veneer

- 36A2 RC/OP Volcanic Oak

Wood Group 3

Flat-Cut Open-Pore, Natural Veneer

- 3082 FC/OP Washed Walnut

Wood Group 1

Open-Pore Planked Veneer

- 3P41 OP Planked Cherry
- 3P51 OP Planked Maple
- 3P61 OP Planked Oak
- 3P71 OP Planked Walnut
- 3VFX OP Unmarked Oak

Tip: Known for its uniqueness, planked veneer has intentional and natural variations that include, but are not limited to: character marks, grain pattern, color, and natural color aging.

Full-Fill

Full-fill finish is a medium-gloss finish that completely fills the grain texture, yet allows the grain pattern to be seen. The wood has a lustrous, satiny look, and it is smooth to the touch. This finish is available on the wood worksurface or field-installed top only.

Wood Group 2

Flat-Cut Full-Fill

- 3064 FC/FF Graphite Walnut
- 3404 FC/FF Clear Cherry (Aged)
- 3414 FC/FF Natural Cherry **E**
- 3424 FC/FF Medium Cherry
- 3524 FC/FF Clear Maple
- 3544 FC/FF Blonde on Maple **E**
- 3704 FC/FF Clear Walnut
- 3714 FC/FF Natural Walnut
- 3754 FC/FF Medium Walnut **E**
- 3764 FC/FF Dark Walnut
- 3774 FC/FF Medium Mahogany on Walnut

Flat-Cut Full-Fill, Natural Veneer

- 3734 FC/FF Black Walnut

Quarter-Cut Full-Fill

- 3224 QC/FF Clear Maple
- 3294 QC/FF Blonde on Maple **E**
- 3304 QC/FF Clear Walnut
- 3314 QC/FF Natural Walnut
- 3354 QC/FF Medium Walnut **E**
- 3364 QC/FF Dark Walnut
- 3374 QC/FF Medium Mahogany on Walnut
- 3384 QC/FF Graphite Walnut

Quarter-Cut Full-Fill, Natural Veneer

- 3394 QC/FF Black Walnut

Rift-Cut Full-Fill

- 3604 RC/FF Desert Oak

Wood Group 3

Flat-Cut Full-Fill, Natural Veneer

- 3084 FC/FF Washed Walnut

Premium Veneers

A selection of Premium veneers in this collection are available on most Steelcase brand products. The collection will be available as close to standard leadtimes as possible. However, because adequate supplies of veneer and solids must be secured, all orders will be scheduled individually. Leadtimes will vary based on Premium veneer and Premium solids availability at the time the order is placed. The collection is Graded-In Wood Group 3, and supported like standard veneers to make ordering easy. Please see the Steelcase surface materials section on *village.steelcase.com* for sample information and product line availability. All premium veneers are in clear-coat.

Wood Group 3

Quarter-Cut Open-Pore

- 3832 QC/OP Figured Anegre

E = Established

Composite Veneer

Composite veneers are an engineered wood intended to create specific grain patterns and characteristics. They are pre-stained and finished with Steelcase's Clarity water-borne UV topcoat, which protects the environment while providing durability and clarity. Only open-pore finishes are available on composite wood. Composite veneer and matching edge bands are available on most Steelcase brand products. Composites, for use as a solid nosing substitute, are not available. Steelcase does not recommend mixing composite veneers with natural solid nosings because composite and natural wood grain and color matching are rarely compatible. Composite veneers are Graded-In as Wood Group 1 pricing.

Composite veneers are not available on Answer trims.

Wood Group 1

Flat-Cut Open-Pore

3JDX FC/OP Oak Composite
3JJX FC/OP Walnut Composite

Quarter-Cut Open-Pore

3F8X QC/OP European Walnut Composite
3GGX QC/OP Zebrano Composite
3HGX QC/OP Oak Composite
3HVX QC/OP Walnut Composite
3ZNX QC/OP Night Cerused Oak Composite

Custom Surfaces

Customiz stain is a service that allows you to create your own stain colors and finishes on standard veneer. Customiz stain color is available on all product lines that offer wood veneer.

A \$500 stain-matching fee applies on CUSTOMIZ requests (Exception: The \$500 fee does not apply on matches to Coalesse standard finishes or for a low-gloss finish request on a standard color). The \$500 fee covers the cost of formulating the Customiz color finish and applies regardless of whether or not an order for product is placed.

In addition, an approval form must be signed to indicate customer acceptance of Customiz match. A \$1,500 initiation fee will be charged prior to first order entry. This initiation fee activates the finish for unlimited use on any Steelcase product for an 18 month time period. After the 18 month time period has lapsed, the Customiz finish may be reactivated for another 18 months for a \$1,000 fee at any point within five years after the \$1,500 initiation fee was paid. If the finish is not reactivated within five years after the \$1,500 initiation fee was paid, the finish will be culled and the customer will need to pay the \$1,500 initiation fee again. All style number related Customiz charges products are no cost as of April 2014. The matching and initiation fees are not discountable.

Customiz stain takes 10 days to formulate. Consult the *Surface Materials Reference Manual* for more information. Custom veneers are also available and must be quoted by Steelcase specials group. Customiz stain on custom veneers takes 2 to 4 weeks to formulate.

Requirements and information on ordering a Customiz stain color are found in the *Surface Materials Reference Manual*.

E = Established

Plastic

Steelcase Surfaces

Applies to:

- media:scape tables
- ScapeSeries tables
- media:scape lounge ledges and canopies

6000	Black	6635	Dawn E
6001	Coffee	6636	Mist
6009	Arctic White	6654	Sand
6034	Natural Cherry	6655	Warm White
6036	Medium Cherry	6676	Marbled Maple E
6037	Winter on Maple	6677	Chocolate Walnut E
6038	Blonde on Maple E	6678	Marbled Cherry E
6041	Natural Walnut E	6694	Slate
6052	Milk	6695	Midnight
6053	Seagull	6697	Fog
6169	Stone	6698	Fieldstone
6170	Mocha	66WA	Grey Kingswood
61AA	Persian Salt	66WB	Planked Walnut
61AB	Rose	66WD	Resolute Walnut
61AC	Indigo	66WE	Natural Recon
61AD	Green Citrine	66WF	Smoked Walnut
61AE	Dark Olivine	6703	Ash Wenge
61AF	Cloudy	6704	Storm Wenge
6213	Acacia	6705	Bisque Wenge
6219	Clear Oak	6706	Clay Wenge
6231	Graphite Walnut	6707	Ash Noce
6234	Clear Cherry E	6708	Bisque Noce
6237	Clear Maple	6709	Clay Noce
6242	Virginia Walnut	6710	Storm Noce
6243	Blackwood E	6T02	Fawn Cypress
6245	Clear Walnut	6T04	Saddle Oak
6249	Platinum Solid	6T05	Veranda Teak
6271	Plywood	6T07	Walnut Heights
6527	Merle	6T08	Aggregate
6612	Grey V2 E	6T09	Gravel
6615	Grey V5	6T10	Cement
6619	Ice E	6T12	Sheetrock
6631	Cream		

Tip: Light color plastic edges are susceptible to degradation due to normal wear and tear. Staining (e.g., ball point pen or clothing dyes such as blue jeans) and dirt effects are more pronounced in light colors and are not considered defects.

Seating Upholstery

Applies to:

- media:scape lounge

Steelcase Surfaces

Price Group 1

Buzz2	
5F03	Tomato
5F04	Red E
5F05	Burgundy
5F06	Sky E
5F07	Blue
5F08	Navy
5F15	Stone
5F16	Grey
5F17	Black
5G50	Dunegrass
5G51	Sable
5G55	Pumpkin
5G57	Rouge
5G59	Meadow
5G61	Cyan
5G62	Atlantic
5G63	Crocus
5G64	Alpine
5G65	Tornado

Era

5ER0	Cobalt
5ER1	Harbor
5ER2	Blue Nickel
5ER3	Pistachio
5ER4	Canary
5ER5	Comet
5ER6	Truffle
5ER7	Saffron
5ER8	Pink Lemonade
5ER9	Onyx
5ES0	Scarlet
5ES1	Lentil
5ES2	Oatmeal
5ES3	Persimmon
5ES4	Sprout
5ES5	Blue Mint
5ES6	Royal Blue
5ES7	Night Owl
5ET1	Rose Quartz
5ET3	Olivine
5EU2	Electric Indigo
5EU3	Green Citrine
5EU4	Storm Cloud

Jacks

5B61	Taupe E
5B63	Camel E
5B64	Pewter E
5B70	Midnight E

Link

5A20	Burgundy
5A23	Green E
5A24	Blue
5A25	Navy
5A26	Purple
5A27	Black
5A28	Ocean E
5A30	Chamois E

New Black

5J10 New Black: Bruce
 5J11 New Black: Henry
Tip: New Black upholstery has color numbers in both price group 1 and price group 2.

Playground

5F28 Claret **E**
 5F35 Navy **E**
 5F36 Huckleberry **E**
 5F37 Charcoal **E**

Price Group 2**Chainmail**

5551 Space
 5552 Silver Dollar
 5553 Volcano
 5554 Orange Crush
 5555 Tricycle
 5556 Geranium
 5558 Margarita
 5559 Lagoon

Cogent: Connect

5S15 Coconut
 5S16 Turmeric/Honey
 5S17 Tangerine
 5S18 Scarlet
 5S19 Concord
 5S21 Blue Jay
 5S23 Wasabi
 5S24 Nickel
 5S25 Graphite
 5S26 Licorice
 5S27 Malt
 5S28 Root Beer
 5S93 Indigo/Blueprint
 5S94 Lizard/Jungle
 5S95 Sailor
 5S96 Quicksilver
 5S99 Lipstick/Merlot
 5SD0 Royal Blue
 5SD1 Aubergine
 5SD2 Peacock
 5SD3 Lagoon
 5SD4 Saffron
 5SD5 Citrine
 5SD6 Rose Quartz
 5SD7 Sea Salt
 5SF3 Storm Cloud
 5SF4 Olive

Foundation

5875 Black
 5876 Navy
 5877 Foggy Night
 5878 Sailor
 5879 Ivory
 5880 Seal
 5881 Peat
 5882 New Sand
 5883 Cranberry
 5884 Spring
 5885 Honey
 5886 Folkstone
 5887 Pebble
 5888 Oregano

New Black

5J08 New Black: Jack
 5J09 New Black: James
 5J12 New Black: Harley
Tip: New Black upholstery has color numbers in both price group 1 and price group 2.

Stand In

5621 Sleet
 5622 Lunar
 5623 Cyclone
 5624 Eclipse
 5625 Powder
 5626 Chardonnay
 5627 Graham
 5628 Sediment
 5629 Allspice
 5630 Apple
 5631 Lava
 5632 Cayenne
 5633 Plantain
 5634 Parsley
 5635 Scallion
 5636 Atlantis
 5691 Orca
 5740 Burlap
 5741 Porter
 5742 Tusk
 5743 Putty
 5744 Blueberry
 5745 Chartreuse
 5746 Mango
 5747 Sedona
 5748 Juniper
 5749 Peanut

Price Group 3**Billiard Multi-Use by Designtex**

5H11 Poppy
 5H12 Tangelo
 5H13 Citrine/Citron
 5H14 Avocado
 5H16 Indigo
 5H17 Mallard
 5H18 Teak
 5H19 Cumulus
 5H20 Pewter
 5H21 Gunmetal
 5H22 Ink
 5H23 Rose Quartz
 5H24 Sea Salt
 5H25 Storm Cloud
 5H26 Olive

Gaja — Cradle to Cradle Certified™ Silver

5W40 Black
 5W41 Pepper
 5W42 Pearl Grey
 5W43 Crimson
 5W44 Ink
 5W45 Night Blue
 5W48 Sepia
 5W51 Camellia Red
 5W52 Emerald
 5W53 Snow Pea
 5W54 Olive
 5W56 Maroon
 5W57 Black Raspberry
 5W58 Spruce
 5W60 Deep Blue
 5W61 Chili Pepper

Imperma

TM01 Toffee
 TM02 Pigeon
 TM03 Fossil
 TM04 Poppyseed
 TM06 Cumin
 TM07 Marble
 TM08 Cliff
 TM10 Pesto
 TM11 Wave
 TM12 Niagara
 TM13 Tuscan

Redeem

TM50 Brick
 TM52 Cinnamon
 TM53 Daisy
 TM55 Water
 TM56 Dill
 TM57 Lavender
 TM58 Mallard
 TM59 Caramel
 TM60 Greyhound
 TM61 Mocha
 TM62 Iceberg
 TM63 Chestnut
 TM64 Granite
 TM66 Barnwood

Retrieve

TM30 Kelly
 TM31 Lake
 TM32 Gala
 TM33 Papaya
 TM34 Dandelion
 TM36 Lilac
 TM37 Submarine
 TM40 Quarry
 TM42 Shadow
 TM43 Seal
 TM44 Chalk

Texel

TM20 Angora
 TM21 Grist
 TM22 Galaxy
 TM23 Terracotta
 TM25 Field
 TM26 Haze

Price Group 5**Bo Peep**

5G67 Bone
 5G70 Chocolate Chip
 5G72 Honey Mustard
 5G73 Marmalade
 5G74 Picnic
 5G75 Pinot
 5G76 Bloom
 5G77 Grapevine
 5G78 Firefly
 5G79 Artichoke
 5G80 Serpent
 5G81 Carolina
 5G82 Blue Bonnet
 5G83 Nautical
 5G84 Gravel
 5G85 Sharkskin
 5G86 Kohl

Remix

RE01 Rust
 RE02 Pumpkin
 RE03 Pebble
 RE04 Dark Chocolate
 RE05 Beige
 RE06 Linen Beige
 RE08 Concrete Grey
 RE09 Sky Blue
 RE10 Blue Jean
 RE11 Ivy Green
 RE12 Primavera Yellow
 RE13 Night Blue

Price Group 6**Brisa**

BR01 Black Onyx
 BR04 Truffle
 BR06 Ash
 BR07 Sage
 BR08 Celery
 BR09 Sterling Blue
 BR10 Night Navy
 BR11 Cambridge Blue
 BR12 Abyss
 BR14 Pompeian Red
 BR16 Cinnebar
 BR18 New Sand
 BR20 White
 BR21 Moccasin
 BR22 Buckskin
 BR24 Mineral
 BR25 Skyway
 BR26 Iron
 BR27 Stormy
 BR28 Esmeralda
 BR29 Seaweed
 BR30 Bone
 BR31 Caramel
 BR32 Bridle
 BR33 Moon

Price Group 7**Steelcut Trio**

TR01 Mist Grey
 TR02 Stone Grey
 TR03 Cassonade Beige
 TR04 Nutmeg Beige
 TR06 Licorice Black
 TR07 Mustard Yellow
 TR08 Red Currant
 TR11 Ice Blue
 TR14 Blue Jay Mix
 TR15 Brown Frost
 TR17 Black Tie
 TR18 Coastal Oasis
 TR19 Deep Sea
 TR20 Kiwi Lime

Leather Price Group

L107 Black **E**
 L207 Mahogany **E**
 L220 Soapstone **E**
 L221 Rocky **E**
 L500 Camel
 L503 Navy

E = Established

Select Surfaces

For information on products within Select Surfaces, including accent paints and fabrics from Designtex, Gabriel, Kvadat, and Pollack, please refer to the *Surface Materials Reference Manual* or visit steelcase.com/surface-materials under the Select Surfaces section.

Applies to:

- media:scape lounge canopy fabric panels

Connect 3D

5014	Royal Blue
5015	Coconut
5016	Turmeric/Honey
5017	Tangerine
5018	Scarlet
5019	Concord
5021	Blue Jay
5023	Wasabi
5024	Nickel
5025	Graphite
5026	Licorice
5027	Malt
5028	Root Beer
5030	Sailor
5036	Canary
5532	Aubergine
5533	Peacock
5534	Jungle
5535	Merlot
5536	Lagoon
5537	Saffron

Custom Surfaces

Price Group COM (Customer's Own Material)

Fabric Approval and Yardage

To confirm whether a particular COM material has already been tested for use on a specific Steelcase product or to determine actual yardage requirements:

- Visit www.steelcase.com

For additional information regarding Customer's Own Material, call

1.888.STEELCASE (1.888.783.3522) or send an e-mail to lineone@steelcase.com.

Legend

- = Not available
- = Available
- Ⓢ = Established

	media:scape Lounge	media:scape Lounge Canopy
Seating Upholstery		
Billiard Multi-Use by Designtex Price Group 3	■	•
Bo Peep Price Group 5	■	•
Brisa Price Group 6	■	•
Buzz2 Price Group 1	■	•
Chainmail Price Group 2	■	•
Cogent: Connect Price Group 2	■	•
Connect 3D	•	■
Era Price Group 1	■	•
Foundation Price Group 2	■	•
Gaja* Price Group 3	■	•
Imperma Price Group 3	■	•
Jacks Price Group 1 Ⓢ	■	•
Leather Leather Price Group	■	•
Link Price Group 1	■	•
New Black: Bruce Price Group 1	■	•
New Black: Harley Price Group 2	■	•
New Black: Henry Price Group 2	■	•
New Black: Jack Price Group 2	■	•
New Black: James Price Group 2	■	•
Playground Price Group 1 Ⓢ	■	•
Redeem Price Group 3	■	•
Remix Price Group 5	■	•
Retrieve Price Group 3	■	•
Stand In Price Group 2	■	•
Steelcut Trio Price Group 7	■	•
Texel Price Group 3	■	•

*Gaja — Cradle to Cradle Certified™ Silver

Paint Color Availability Matrix

Legend

- = Not available
- = Available
- E = Established

	media:scape Tables Column, table base, table feet, totem frame, totem-mounted camera ledge, and CODEC cases	Totem infills	Shrouds and shroud mounted camera ledges	ScapeSeries Tables Column, table base, table feet, and shroud	media:scape mini and mobile Shroud, bridge, and media well	media:scape kiosk Base, feet, column, totem, frame, and media well
Paint Price Group 1 (Smooth)						
4242 Milk	•	■	•	•	•	•
Paint Price Group 1 (Textured)						
7207 Black	•	■	•	•	•	•
7225 Sand	•	■	•	•	•	•
7236 Fog E	•	■	•	•	•	•
7237 Slate E	•	■	•	•	•	•
7238 Fieldstone	•	■	•	•	•	•
7239 Midnight	•	■	•	•	•	•
7241 Arctic White	•	■	•	•	•	•
7243 Seagull	•	■	•	•	•	•
7278 Dark Bronze	•	■	•	•	•	•
7360 Merle	•	■	•	•	•	•
Paint Price Group 2 (Metallic)						
4728 Nickel Metallic	•	■	•	•	•	•
4743 Mineral Metallic	•	■	•	•	•	•
4744 Pearl Metallic	•	■	•	•	•	•
4750 Champagne Metallic	•	■	•	•	•	•
4752 Steel Metallic E	•	■	•	•	•	•
4788 Gold Dust Metallic E	•	■	•	•	•	•
4798 Sterling Metallic	•	■	•	•	•	•
4799 Platinum Metallic	■	■	■	■	■	■
4803 Near Black Metallic	■	■	■	■	■	■
7245 Carbon Metallic	•	■	•	•	•	•
7246 Midnight Metallic	•	■	•	•	•	•
Paint Price Group 2 (Smooth)						
0835 Black	•	■	•	•	•	•
Accessory Paints						
4140 Arctic White Gloss	■	•	■	■	■	■
4144 Black Gloss	•	•	•	•	•	•

High-Pressure Laminate

Legend

- = Not available
- = Available
- = Available with exceptions
- Ⓢ = Established

	media:scape Tables	ScapeSeries Tables	media:scape Lounge Ledge and Canopy
High-Pressure Laminates (HPL)			
Fiber Laminates			
2850 Vanadium Fiber	■	■	■
2852 Tungsten Fiber	■	■	■
2854 Vellum Fiber Ⓢ	■	■	■
2860 Granite Fiber	■	■	■
2862 Stucco Fiber Ⓢ	■	■	■
Micro Laminates			
2920 Marl Micro	■	■	■
2921 Gypsum Micro	■	■	■
2922 Clay Micro	■	■	■
Patina Laminates			
2870 Blonde Bronze Patina	■	■	■
2873 Instant Iron Patina	■	■	■
Solid Laminates			
2722 Cream Ⓢ	■	■	■
2730 Arctic White	■	■	■
2746 Black	■	■	■
2811 Mist Ⓢ	■	■	■
2883 Seagull	■	■	■
2884 Milk	■	■	■
2885 Dune	■	■	■
2HAA Persian Salt	■	■	■
2HAB Rose	■	■	■
2HAC Indigo	■	■	■
2HAD Green Citrine	■	■	■
2HAE Dark Olivine	■	■	■
2HAF Cloudy	■	■	■
2HMG Merle	■	■	■
Solid Laminates			
2820 Coffee Speckle Ⓢ	■	■	■
2823 Driftwood Speckle	■	■	■
2824 Smoke Speckle	■	■	■
2825 Vanadium Speckle	■	■	■

	media:scape Tables	ScapeSeries Tables	media:scape Lounge Ledge and Canopy
High-Pressure Laminates (HPL)			
Textured Laminates			
2TH2 Fawn Cypress	■	■	■
2TH4 Saddle Oak	■	■	■
2TH5 Veranda Teak	■	■	■
2TH7 Walnut Heights	■	■	■
2UH1 Reclaimed Aggregate	■	■	■
2UH2 Reclaimed Gravel	■	■	■
2UH4 Cement	■	■	■
2UH6 Sheetrock	■	■	■
Woodgrain Laminates			
2406 Clear Cherry Ⓢ	■	■	■
2409 Clear Maple	■	■	■
2410 Graphite Walnut	■	■	■
2412 Natural Cherry	■	■	■
2422 Medium Cherry	■	■	■
2511 Winter on Maple	■	■	■
2535 Virginia Walnut	■	■	■
2536 Blackwood Ⓢ	■	■	■
2538 Clear Walnut	■	■	■
2592 Blonde on Maple Ⓢ	■	■	■
2612 Marbled Maple Ⓢ	■	■	■
2614 Chocolate Walnut Ⓢ	■	■	■
2615 Marbled Cherry Ⓢ	■	■	■
2714 Natural Walnut Ⓢ	■	■	■
2HAK Clear Oak	■	■	■
2HAN Ash Noce	■	■	■
2HAT Acacia	■	■	■
2HAW Ash Wenge	■	■	■
2HBN Bisque Noce	■	■	■
2HBW Bisque Wenge	■	■	■
2HCN Clay Noce	■	■	■
2HCW Clay Wenge	■	■	■
2HSN Storm Noce	■	■	■
2HSW Storm Wenge	■	■	■
2HWA Grey Kingswood	■	■	■
2HWB Planked Walnut	■	■	■
2HWD Resolute Walnut	■	■	■
2HWE Natural Recon	■	■	■
2HWF Smoked Walnut	■	■	■

High-Pressure Laminates (HPL)			
Open Line Laminate (Upcharge)			
Open Line Laminate	■	■	•

Recommended Surface Edge Finishes

Recommended Edge Colors for media:scape Tables and ScapeSeries Tables—High-Pressure Laminate

Edges

The recommended edge color will complement the laminate color you specify. Edge color is specified separately.

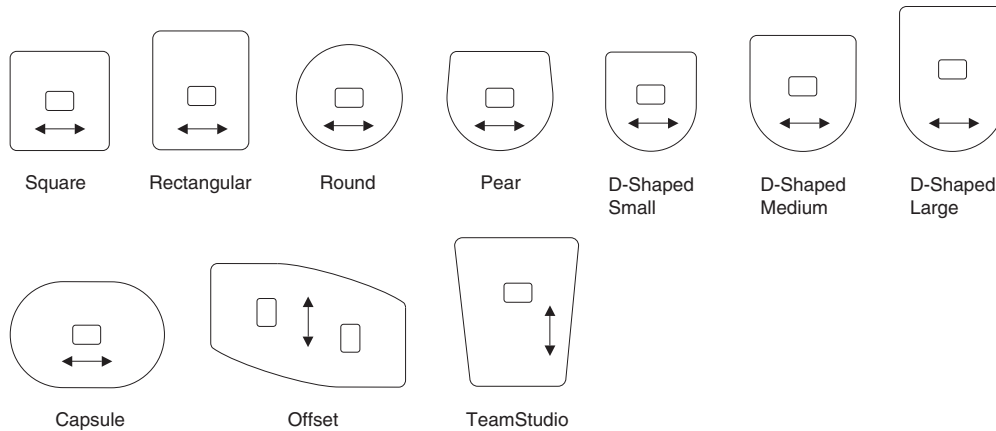
Laminate Color	Recommended Edge Color
Fiber Laminate	
2850 Vanadium Fiber	6654 Sand
2852 Tungsten Fiber	6636 Mist
2854 Vellum Fiber E	6655 Warm White
2860 Granite Fiber	6000 Black
2862 Stucco Fiber E	6053 Seagull
Micro Laminate	
2920 Marl Micro	6053 Seagull
2921 Gypsum Micro	6654 Sand
2922 Clay Micro	6654 Sand
Patina Laminate	
2870 Blonde Bronze Patina	6654 Sand
2873 Instant Iron Patina	6615 Grey V5
Solid Laminate	
2722 Cream E	6631 Cream
2730 Arctic White	6009 Arctic White
2746 Black	6000 Black
2811 Mist E	6636 Mist
2883 Seagull	6053 Seagull
2884 Milk	6052 Milk
2885 Dune	6654 Sand
2HAA Persian Salt	61AA Persian Salt
2HAB Rose	61AB Rose
2HAC Indigo	61AC Indigo
2HAD Green Citrine	61AD Green Citrine
2HAE Dark Olivine	61AE Dark Olivine
2HAF Cloudy	61AF Cloudy
2HMG Merle	6527 Merle
Speckle Laminate	
2820 Coffee Speckle E	6631 Cream
2823 Driftwood Speckle	6631 Cream
2824 Smoke Speckle	6636 Mist
2825 Vanadium Speckle	6619 Ice E

Laminate Color	Recommended Edge Color
Textured Laminate	
2TH2 Fawn Cypress	6T02 Fawn Cypress
2TH4 Saddle Oak	6T04 Saddle Oak
2TH5 Veranda Teak	6T05 Veranda Teak
2TH7 Walnut Heights	6T07 Walnut Heights
2UH1 Reclaimed Aggregate	6T08 Aggregate
2UH2 Reclaimed Gravel	6T09 Gravel
2UH4 Cement	6T10 Cement
2UH6 Sheetrock	6T12 Sheetrock
Woodgrain Laminate	
2406 Clear Cherry E	6234 Clear Cherry E
2409 Clear Maple	6237 Clear Maple
2410 Graphite Walnut	6231 Graphite Walnut
2412 Natural Cherry	6034 Natural Cherry
2422 Medium Cherry	6036 Medium Cherry
2511 Winter on Maple	6037 Winter on Maple
2535 Virginia Walnut	6242 Virginia Walnut
2536 Blackwood E	6243 Blackwood E
2538 Clear Walnut	6245 Clear Walnut
2592 Blonde on Maple E	6038 Blonde on Maple E
2612 Marbled Maple E	6676 Marbled Maple E
2614 Chocolate Walnut E	6677 Chocolate Walnut E
2615 Marbled Cherry E	6678 Marbled Cherry E
2714 Natural Walnut E	6041 Natural Walnut E
2HAK Clear Oak	6219 Clear Oak
2HAN Ash Noce	6707 Ash Noce
2HAT Acacia	6213 Acacia
2HAW Ash Wenge	6703 Ash Wenge
2HBN Bisque Noce	6708 Bisque Noce
2HBW Bisque Wenge	6705 Bisque Wenge
2HCN Clay Noce	6709 Clay Noce
2HCW Clay Wenge	6706 Clay Wenge
2HSN Storm Noce	6710 Storm Noce
2HSW Storm Wenge	6704 Storm Wenge
2HWA Grey Kingswood	66WA Grey Kingswood
2HWD Planked Walnut	66WB Planked Walnut
2HWD Resolute Walnut	66WD Resolute Walnut
2HWE Natural Recon	66WE Natural Recon
2HWF Smoked Walnut	66WF Smoked Walnut

E = Established

Directional Veneer Grain Directions

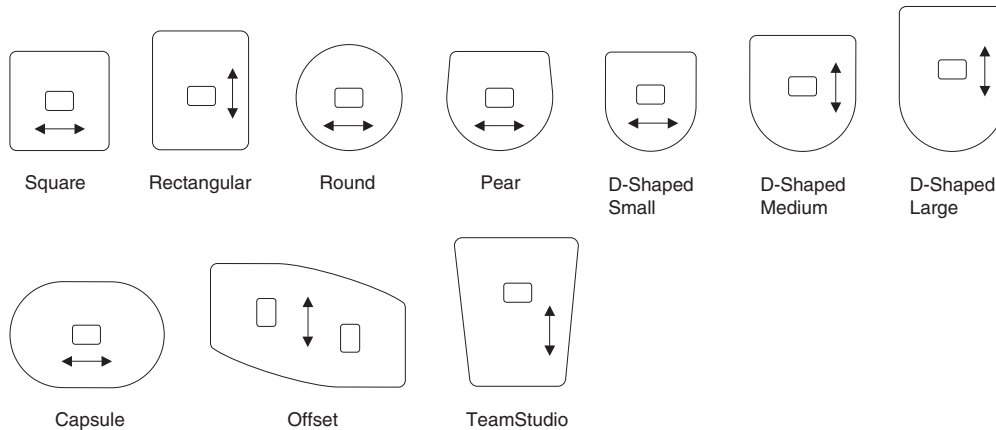
media:scape Table—Wood Veneer



Wood veneer is standard with the grain directions shown.

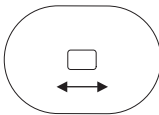
Directional Laminate Grain Directions

media:scape Table—High-Pressure Laminate



Directional laminates are standard with the grain directions shown.

ScapeSeries Tables—High-Pressure Laminate



Directional laminates are standard with the grain directions shown.

Style Number Index

Style Number	Page	Description
CQSA	88	Floor Anchor Brackets
DTPRWS01	32	Lotus Domino Synch Package
DTPRWS03	32	MS Exchange Online & On-Premise Connector
M02MOBILEHKA	146	HDVC Kit, media:scape Mobile
M03MINIA	143	media:scape mini
M03MOBILEA	145	media:scape mobile
MLBBF	179	Backless Lounge
MLBBS	179	Backless Lounge
MLLCE	173	Corner Lounge
MLLCF	173	Corner Lounge
MLLCS	173	Corner Lounge
MLRCE	173	Corner Lounge
MLRCF	173	Corner Lounge
MLRCS	173	Corner Lounge
MLRLE	176	Reverse Lounge
MLRLF	176	Reverse Lounge
MLRLS	176	Reverse Lounge
MLRRE	176	Reverse Lounge
MLRRF	176	Reverse Lounge
MLRRS	176	Reverse Lounge
MLSIE	169	Straight Inverted Lounge
MLSIF	169	Straight Inverted Lounge
MLSIS	169	Straight Inverted Lounge
MLSTE	167	Straight Lounge
MLSTF	167	Straight Lounge
MLSTS	167	Straight Lounge
MM10A	100	media:scape Manager License
MS02PKDP01U	99	media:scape PUCK
MS02PKDP02U	99	media:scape PUCK
MS02PKHD01U	99	media:scape PUCK
MS02PKVG01U	99	media:scape PUCK
MT02DK	131	media:scape kiosk
MT02HD0110	94	HDMI Cable
MT02HD0125	94	HDMI Cable
MT02HD0150	94	HDMI Cable
MT02HDVCKIT	92	HDVC Kit
MT02SC169	94	Scaler
MT02SK	131	media:scape Kiosk
MT03DC6084	78	Desk-Height Table
MT03DC6084N	115	Desk-Height Table TC
MT03DC6084T	78	Desk-Height Table
MT03DC6084TN	114	Desk-Height Table TC
MT03DF12076T	78	Desk-Height Table
MT03DF12076TN	114	Desk-Height Table TC
MT03DL7860	79	Desk-Height Table
MT03DL7860N	115	Desk-Height Table TC
MT03DL7860T	77	Desk-Height Table
MT03DL7860TN	114	Desk-Height Table TC
MT03DM6660	79	Desk-Height Table
MT03DM6660N	115	Desk-Height Table TC
MT03DM6660T	77	Desk-Height Table
MT03DM6660TN	113	Desk-Height Table TC
MT03DP4854T	77	Desk-Height Table
MT03DP4854TN	113	Desk-Height Table TC
MT03DR60	78	Desk-Height Table

Style Number	Page	Description
MT03DR60N	115	Desk-Height Table TC
MT03DR7260	78	Desk-Height Table
MT03DR7260N	114	Desk-Height Table TC
MT03DR7260T	77	Desk-Height Table
MT03DR7260TN	113	Desk-Height Table TC
MT03DS6060	78	Desk-Height Table
MT03DS6060N	114	Desk-Height Table TC
MT03DS6060T	77	Desk-Height Table
MT03DS6060TN	113	Desk-Height Table TC
MT03DSD4848T	77	Desk-Height Table
MT03DSD4848TN	113	Desk-Height Table TC
MT03LP4854T	72	Lounge-Height Table
MT03LP4854TN	111	Lounge-Height Table TC
MT03LR54	72	Lounge-Height Table
MT03LR54N	111	Lounge-Height Table TC
MT03LS4848T	72	Lounge-Height Table
MT03LS4848TN	111	Lounge-Height Table TC
MT03SC6084	85	Stool-Height Table
MT03SC6084N	118	Stool-Height Table TC
MT03SC6084T	83	Stool-Height Table
MT03SC6084TN	117	Stool-Height Table TC
MT03SF12076T	84	Stool-Height Table
MT03SF12076TN	117	Stool-Height Table TC
MT03SL7860	85	Stool-Height Table
MT03SL7860N	118	Stool-Height Table TC
MT03SL7860T	83	Stool-Height Table
MT03SL7860TN	117	Stool-Height Table TC
MT03SM6660	85	Stool-Height Table
MT03SM6660N	118	Stool-Height Table TC
MT03SM6660T	83	Stool-Height Table
MT03SM6660TN	117	Stool-Height Table TC
MT03SR60	84	Stool-Height Table
MT03SR60N	118	Stool-Height Table TC
MT03SR7260	84	Stool-Height Table
MT03SR7260N	118	Stool-Height Table TC
MT03SR7260T	83	Stool-Height Table
MT03SR7260TN	117	Stool-Height Table TC
MT03SS6060	84	Stool-Height Table
MT03SS6060N	118	Stool-Height Table TC
MT03SS6060T	83	Stool-Height Table
MT03SS6060TN	117	Stool-Height Table TC
MT03ST7560	86	Stool-Height Table
MT03ST7560N	119	Stool-Height Table TC
MT03ST7560T	86	Stool-Height Table
MT03ST7560TN	119	Stool-Height Table TC
MT03ST7560TT	86	Stool-Height Table
MT03ST7560TTN	119	Stool-Height Table w/out Tech
MT03TK	97	media:scape Digital Upgrade Pkg Std
MT03TK2	98	media:scape Digital Upgrade Pkg Lite
MTCC2	93	CODEC Case
MTCC5	93	CODEC Case
MTHS	93	Camera Ledge
MHTT	93	Camera Ledge
MTSWD32	90	Wall-Mounted Shroud
MTSWD42	90	Wall-Mounted Shroud

Style Number	Page	Description
MTSWD42C	90	Wall-Mounted Shroud
MTSWD46	90	Wall-Mounted Shroud
MTSWD46C	91	Wall-Mounted Shroud
MTSWD55	91	Wall-Mounted Shroud
MTSWD65	91	Wall-Mounted Shroud
MTSWQ32	91	Wall-Mounted Shroud
MTSWQ42	91	Wall-Mounted Shroud
MTSWS32	90	Wall-Mounted Shroud
MTSWS42	90	Wall-Mounted Shroud
MTSWS46	90	Wall-Mounted Shroud
MTSWS55	90	Wall-Mounted Shroud
MTSWS65	90	Wall-Mounted Shroud
MTSWT32	91	Wall-Mounted Shroud
MTSWT42	91	Wall-Mounted Shroud
MTSWT42C	91	Wall-Mounted Shroud
MTSWT46	91	Wall-Mounted Shroud
MTSWT46C	91	Wall-Mounted Shroud
MTSWT55	91	Wall-Mounted Shroud
MTSWT65	91	Wall-Mounted Shroud
NGS01	22	RoomWizard Hardware
NGS01GMK	24	Glass Mount Hardware Kit
NGS01TB	25	Tilt Bracket
NGS01VGMK	25	V.I.A. Glass Mount Kit
NGS01VRMK	24	V.I.A. Retrofit Mount Kit
NGS01WMK	24	Wall Mount Hardware Kit
RW20	31	RoomWizard II Room Scheduling System
RW20FMK	33	Furniture Mount Hardware Kit
RWJPM	26	RoomWizard II Junction Box-Plate Mount
SAASNGS01	23	RoomWizard Subscription
SSBPDSWSPL	151	Power and Data Strip
SSTD3242	150	Desk-Height Scape Series Table
SSTS3242	150	Stool-Height Scape Series Table
ST01SVC1000	16	Subscription Plan
ST02DG	16	Digital Gateway
ST02SKR	15	Room Sensor Kit
ST02SKWK	15	Worksurface Sensor Kit
VS10	100	Steelcase Application Server

Trademark List

- ® The following are registered trademarks for products of Steelcase Inc. or one of its related corporate entities: 4 o'clock, 900 Series, à la carte, Airtouch, Ally, Amia, Answer, Archipelago, Avenir, Ballet, Bix, Brayton International, Cachet, Canopy, Canto, Chancellor, Coalesse, Confidante, Context, Convene, CopyCam, Criterion, Crushed Can, Currency, dash, Designtex, Details, Detour, Drive, Elective Elements, Ellipse, Ember Chrome, Emerge, E-Table 2, FYI, Garland, Gentry, Ginkgo Biloba, Groupwork, Ideo, Jacket, Jenny, Jersey, Kart, Kick, LaCosta, Leap, Let's B, LiveBack, Max-Stacker, media:scape, Metro, Migrations, Mitra, Montage, Nurture, Oriana, Parade, Pathways, PCT, Permiso, Player, Portal, Power Pincher, Progeny, Protégé, R2, Rally, Relevant, Reply, Rizzi Arc, Sensor, Series 9000, Siento, Sieste, Sine, Softcare, Springboard, Steelcase, Steelcase Design Partnership, Stella, Stow Davis, Swathmore, Sylvi, TeamWork, Technique, Texpress, Think, Thunder, Topo, Train, turnstone, Underline, Unison, Vecta, Viridian, Walden, Wernld, and X-Stack.
- ® The following registered trademarks are under license from AWI Licensing Company, Dover, DE: SoundScapes, DuraBrite, BioBlock, and Armstrong.
- ® The following registered trademarks are under license from Byrne Electrical, Rockford, MI: Interport, Mini-Port, Axil Z, and Ellora.
- ® The following is a registered trademark of DuPont, Wilmington, DE: Corian.
- ® The following is a registered trademark of Genlyte Thomas Company, Louisville, KY: Lightolier.
- ® The following is a registered trademark of Hilti Corporation, FL-9494 Schaan, Principality of Liechtenstein: Hilti.
- ® The following is a registered trademark of Leviton Manufacturing Company, Little Neck, NY: Decora.
- ® The following is a registered trademark of Mechanical Plastics Corp, Elmsford, NY: Toggle.
- ® The following is a registered trademark of Microsoft Corporation, Redmond, WA: Microsoft.
- ® The following are registered trademarks of Orangebox Ltd., Cardiff, UK: Orangebox.
- ® The following is a registered trademark of Panduit Corporation, Lockport, IL: Panduit.
- ® The following is a registered trademark of Trav (Press), Cuneo, Italy: Assisa.
- ® The following is a registered trademark of Virtual Ink, Boston, MA: mimioActive.
- ® The following registered trademarks are under license from Wilkhahn Furniture Products: Avera, Senzo, Versal, and Wilkhahn FS.

- ® The following are registered trademarks of PolyVision Corp: Flow, Motif, PolyVision, Sans, and Serif.
- ® The following is a registered trademark of Wilsonart International, Temple, TX: Chemsurf.
- ® The following is a registered trademark of Wiremold, West Hartford, CT: Wiremold.
- ® The following is a registered trademark of EMU Group S.P.A., Perugia, Italy: EMU.
- ® The following is a registered trademark of Security People, Inc.: Digilock.
- ™ The following are trademarks for products of Steelcase Inc. or one of its related corporate entities: Access, Active/Passive Shelf, Ainsley, Akira, Alcove, Alerion, Alight, Amaris, American Elect, American Tradition, ap40, Arbor, Arriva, Asana, Ascot, Aspekt, Astor, Await, Bassline, B-Free, Bira, Bivi, Bixby, Bottomline, Brody, Brook, Buoy, Burton, c:scape, Calla, Calm, Camber, Campfire, Capa, Cappuccino, Cesar, Chester, Chord, Circa, Clarendon, Classic Rectangular, Clipper, cobi, Collaboration, Community, Company, Convey, Cortex, Coupe, Crea, Crew, Cura, Cypress, Davenport, Dearborn, Deck, Déjà, Denizen, Denska, Derby, Divisio, Donovan, Dune, Duo, Echo, Edge, Elbrook, Elсна, Empath, Empress, Enea, ěno, EnSync, Enviro, Escapade, Exchange, Exponents, Field, Flat Top, FlexFrame, Flip Top, Flute, Folio, FrameOne, FreeFlow, Frontier, Galilei, Gesture, Ginger, Ginkgo, Go Wall, Grip, Groove, Hatchback, Hawthorne, Hitch, Host Collection, Hosu, Huddleboard, i2i, Impact, Indy, InfoLink, IOS, I-Solve, Jack, Jarrah, Jetty, Juice, Kami, Kast, Kathryn, Lagunitas, Lark, L'Attitude, LearnLab, Leela, LessThanFive, Lincoln, Linden, LiveSeat, Loria, Lyric, Malibu, Malibu Too, Mansfield, Marathon, Marien152, Martini, Mason, Masque, Migration, Millbrae, Mineral, Mingle, Mistic, Mistic Metal, Mistic Wood, Montara650, Montreal, Move, Nadia, Neighbor, nesso, Nickel, Nikko, Nod, Node, Norfolk, Ology, Ontrak, Oom, Opus, Orchid, Outlook Collection, Ovation, Paloma, Paperflo, Parliament, Pasio, Passerelle, Patriarch, Payback, Peek, Pile File, Pisa, Pool, Potrero415, PUCK, QiVi, Quba, Rave, Reed, Regard, Relay, Reunion, Ripple, Riser, Roam, Rocco, Rocky, RoomWizard, Runner, Satellite, Sawyer, ScapeSeries, Senti, Sentinel, Senza, Sequoia, Session, ShareLink, Shield, Shortcut, Sidewalk, SILQ, Skylar, Slumber, Smoke, Snug, Soft Leaf, Sonata, Sorrel, SOTO, Southside, Stationkits, Steelcase Series, Stiletto, Surprise!, Surround, Switch, Symphony, Sync, TagWizard, Tava, TeamStudio, TeamTheater, Tenaro, Terrazzo, Theorem, Thread, Topaz, Touchdown, Tour, Tower Too, Trees, Trillium, Trolly, tX2, U-Free, Umami, Underscore, Uno, V.I.A., Verb, Verge, Verlay, Victor2, Visalia, Waldorf, Woodruff, Workspring, and X-tenz.

- ™ The following is a trademark of Microsoft Corporation, Redmond, WA: Windows.

- ™ The following is a trademark of Rodman Industries, Inc., Oconomowoc, WI: ResinCore1.
- ™ The following is a trademark of Ultrafabrics, LLC, Elmsford, NY: Ultraleather.
- ™ The following trademarks are under license from Wilkhahn Furniture products: Cana, Linus, Logon, Picto, Range, Stitz, Thema, Timetable, and Tubis.
- ™ The following trademark is used under license from Cradle to Cradle Products Innovation Institute, Oakland, CA: Cradle to Cradle Certified.
- ™ The following trademarks are under license from Walter Knoll: Andoo, Bob, Lazlo, Lox, Ribbon, and Together.
- ™ The following trademarks are under license from PP Möbler: Bar and Flag Halyard.
- ™ The following trademarks are under license from Viccarbe: Davos, Holy Day, Last Minute, RS, Sistema, and Wrapp.
- ™ The following trademarks are under license from Carl Hansen: Elbow, Paddle, Shell, Wing, and Wishbone.
- ™ The following trademarks are under license from Cambridge Sound Management, LLC, Cambridge, MA: QtPro Soundmasking, Qt Quiet Technology, and Sonet Qt.
- ™ The following is a trademark of Electri-Cable Assemblies, Shelton, CT: Interact.
- ™ The following is a trademark of Clestra Hauserman: IRYS.
- ™ The following is a trademark of Wiesner-Hager Möbel GmbH: Nooi.
- ™ The following are trademarks of PolyVision: a³, e³, Boundri, and Nota.
- ™ The following is a trademark of Bostock Company, Inc: SnapCab.
- ™ The following is a trademark of Williams-Sonoma, Inc: West Elm.
- ™ The following is a trademark of Elena Marquina Testor: nanimarquina.
- ™ The following is a trademark of Forbo International SA: Forbo.
- ™ The following are trademarks of Orangebox Ltd., Cardiff, UK: Air³, Aspect, Avi, Away from the Desk, Border, Campers & Dens, Coppice, Cubb, Kim, On the QT, Ramsey, Skomer, Sully, Track-B, and Vale.

Trademarks used here in are the property of Steelcase, Inc. or of their respective owners.