
Architectural Solutions Specification Guide

Volume 7

Terms and Conditions	2
Sample Order Form	10
Participating Steelcase Dealers	12
Steelcase Showrooms and Manufacturing Locations	17

Product Information	
Privacy Wall (SIN 711.1)	19
Thread (SIN 711.99)	181

Surface Materials	193
Resources	203
Style Number Index	206

► For a list of all trademarks, refer to the last page of this specification guide.

Terms and Conditions

Customer Information

For more information, please contact your participating Steelcase GSA dealer.

For more information, please contact your participating Steelcase GSA dealer.

For more information, please contact your participating Steelcase GSA dealer.

For more information, please contact your participating Steelcase GSA dealer.

For more information, please contact your participating Steelcase GSA dealer.

For more information, please contact your participating Steelcase GSA dealer.

For more information, please contact your participating Steelcase GSA dealer.

For more information, please contact your participating Steelcase GSA dealer.

Sample Order Form

Sample Order Form

ORDER FOR SUPPLIES OR SERVICES			PAGE	OF	PAGES
IMPORTANT: Mark all packages and papers with contract and/or order numbers.					
DATE OF ORDER 1 6-1-04	CONTRACT NO. (If any) 2 GS-27F-0014V	ORDER NO. 3 10 - 000	REQUISITION/REFERENCE NO.		
ISSUING OFFICE (Address correspondence to) 4 GSA 1 Town Street City, State, Zip Name and Telephone Number		SHIP TO: (Consignee and address, ZIP Code) 5 GSA 2 Town Street City, State, Zip Name and Telephone Number			
TO: CONTRACTOR (Name, address and ZIP Code) 6 Steelcase Inc. c/o Participating Dealer 901 44th Street, SE Grand Rapids, MI 49508 Attn: Solutions Fullfillment Team CH-2W-SS (GSA)		Cage Code: 39880		TYPE OF ORDER <input type="checkbox"/> A. PURCHASE — Reference your _____ Please furnish the following on the terms and conditions specified on both sides of this order and on the attached sheets, if any, including delivery as indicated. This purchase is negotiated under authority of: <input type="checkbox"/> B. DELIVERY — Except for billing instructions on the reverse, this delivery order is subject to instructions contained on this side only of this form and is issued subject to the terms and conditions of the above-numbered contract.	
ACCOUNTING AND APPROPRIATION DATA			REQUISITIONING OFFICE		
			BUSINESS CLASSIFICATION (Check appropriate box(es)) 20 <input type="checkbox"/> SMALL <input checked="" type="checkbox"/> OTHER THAN SMALL <input type="checkbox"/> DIS-ADVANTAGED <input type="checkbox"/> WOMEN-OWNED		
FCA DESTINATION 7		GOVERNMENT NO.	DELIVER TO FCA DESTINATION ON OR BEFORE (Date) 8 ARO date	DISCOUNT TERMS 9 Net 30 days	
PLACE OF INSPECTION AND ACCEPTANCE					

(See reverse for Rejections)

ITEM NO. (A)	SUPPLIES OR SERVICES (B)	QUANTITY ORDERED (C)	UNIT (D)	UNIT PRICE (E)	AMOUNT (F)	QUANTITY ACCEPTED (G)	
1	10 One lot of Steelcase Office Furniture: See attached specifications	13 1		14 \$000	15 \$000		
2	11 Design: \$55.41/hour	2 hrs		\$000	\$000		
3	12 Installation	1		\$000	\$000		
SEE BILLING INSTRUCTIONS ON REVERSE		SHIPPING POINT		GROSS SHIPPING WEIGHT		INVOICE NO.	
		MAIL INVOICE TO: (Include ZIP Code) 17 GSA, 3 Town Street, City, State, Zip				16 \$000	(H) TOT. (Cont. pages) ◀ (I) GRAND TOTAL ◀
UNITED STATES OF AMERICA BY (Signature) 18 Contracting Officer signature and telephone no.				NAME (Typed) 19 John Doe, Department Manager TITLE: CONTRACTING/ORDERING OFFICER			

NSN 7540_01_152_8083

50347-101

OPTIONAL FORM 347 (10-83)
Prescribed by GSA
FAR (48 CFR) 53.213 (e)

- 1 Order date
- 2 Contract number
- 3 Order number
- 4 Issuing office: Requester name and telephone number
- 5 Shipping address: Contact name and telephone number
- 6 Contractor:
Steelcase Inc.
c/o Participating Dealer
901 - 44th Street, S.E.
Grand Rapids, MI 49508
Attn: Solutions Fulfillment Team
- 7 FCA destination
- 8 ARO date (After Receipt of Order)
- 9 Terms: Net 30 days
- 10 Complete product description, including SIN number, style number, all applicable surface materials.
- 11 Separate line for design
- 12 Separate line for installation
- 13 Quantity ordered
- 14 Individual unit price
- 15 Amount (quantity x unit price)
- 16 Total cost
- 17 Invoice address
- 18 Authorized contracting officer signature and telephone number
- 19 Authorized contracting officer name and title (typed)
- 20 Steelcase is the seller of record and is not registered as "small," "disadvantaged," or "woman-owned." If one of these boxes is checked in error, a modification will be required.

Please note on order that all invoice payments must be sent to:

Steelcase Inc.
62087 Collection Center Dr.
Chicago, IL 60693-0620

Storage and Delays

(Open Market) In the event that the site is not accessible, or safe and adequate storage space is not available during installation, the furnishings will be stored until delivery or installation can be accomplished. Pricing for storage will be negotiated on a project-by-project basis. Invoices will be sent to the local government purchasing facility upon delivery of the furniture to a designated storage facility. Steelcase shall provide notice to the Government purchasing facility that the furnishings are available for inspection by the Government at the Storage facility. Upon this notice, the Government, or representative for the Government, must inspect and accept the furniture prior to payment of any invoice. The inspection and acceptance must be completed within reasonable time frame agreed upon by both parties. Payment will be made by the Government 30 days after acceptance of the furniture.

Participating Steelcase Dealers

Alabama

Dekalb Office of Alabama
2901 Second Ave South
Birmingham, AL 35233
Phone: (205) 933-9100

Kyser OfficeWorks Inc.
2400 Spruce Street
Montgomery, AL 36107-3150
Phone: (334) 834-9400
Fax: (334) 262-0701

OEC Business Interiors
104 East I-65 Service Road North
Mobile, AL 36607-2501
Phone: (251) 471-3368
Fax: (251) 471-0019

Office Interiors by OSCO
1300 Meridian Street
Suite 203
Huntsville, AL 35801
Phone: (256) 604-5696
Fax: (256) 604-5699

OSCO Inc.
229 Grant Street SE
Decatur, AL 35601-2511
Phone: (256) 340-5100
Fax: (256) 340-5108

Alaska

Capital Office Systems
1120 East 35th Avenue
Anchorage, AK 99508-4257
Phone: (907) 777-1500
Fax: (907) 777-1515

Capital Office Systems
3201 Industrial Avenue
Fairbanks, AK 99701-7370
Phone: (907) 456-3946
Fax: (907) 452-6257

Capital Office Systems
3143 Channel Drive
Juneau, AK 99801-7214
Phone: (907) 780-3636
Fax: (907) 780-2290

Arizona

Atmosphere Commercial Interiors
815 North Central Avenue
Phoenix, AZ 85004
Phone: (602) 252-6971

Atmosphere Commercial Interiors
Suite 100
88 East Broadway Boulevard
Tucson, Arizona 85701-1720
Phone: (520) 792-4200

Atmosphere Commercial Interiors
Suite 100
88 East Broadway Boulevard
Tucson, Arizona 85701-1720
Phone: (520) 792-4200
Fax: (540) 791-9568

Arkansas

ImageWorks
Suite B
1424 North Shackelford
Little Rock, AR 72211
Phone: (501) 944-7501

Today's Office Inc.
717 West 7th Street
Little Rock, AR 72201-4044
Phone: (501) 375-5050
Fax: (501) 375-1350

Today's Office Inc.
3157 West Sunset Avenue
Springdale, AR 72762-4945
Phone: (479) 751-5861
Fax: (479) 756-2233

California

BKM Office Environments
816 Via Alondra
Camarillo, CA 93012
Phone: (877) 256-1256
Fax: (805) 339-9032

BKM San Diego
Suite 100
9201 Spectrum Center Blvd.
San Diego, CA 92123-1407
Phone: (858) 569-4700
Fax: (858) 277-8931

One Workplace L. Ferrari
2500 De La Cruz Blvd.
Santa Clara, CA 95050
Phone: (669) 800-2500
Fax: (669) 800-2501

One Workplace L. Ferrari
7220 Edgewater Drive
Oakland, CA 94621
Phone: (510) 729-7800
Fax: (510) 729-7801

One Workplace L. Ferrari
475 Brannan Street
San Francisco, CA 94107-1731
Phone: (415) 357-2200
Fax: (415) 357-2201

Peninsula Business Interiors
325 Main Street
Salinas, CA 93901-2705
Phone: (831) 757-4107
Fax: (831) 757-1339

Tangram Interiors
Suite 102
4057 W Shaw Ave
Fresno, CA 93722-6212
Phone: (559) 275-7070
Fax: (559) 275-7080

Tangram Interiors
Suite 100
2850 South Red Hill Avenue
Santa Ana, CA 92705-5532
Phone: (949) 955-6700
Fax: (949) 955-6799

Tangram Interiors
9200 Sorensen Avenue
Santa Fe Springs, CA 90670-2645
Phone: (562) 365-5000
Fax: (562) 365-5399

United Corporate Furnishings
1780 North Market Blvd.
Sacramento, CA 95834-1997
Phone: (916) 553-5900
Fax: (916) 553-5800

Colorado

Office Outfitters & Planners Inc.
749 Main Street
Grand Junction, CO 81501-3535
Phone: (970) 245-6300
Fax: (970) 245-6301

OfficeScapes
2506 Zeppelin Rd
Colorado Springs, CO 80916
Phone: (719) 574-1113
Fax: (719) 574-1133

OfficeScapes
9900 East 51st Avenue
Denver, CO 80238-2430
Phone: (303) 574-1115
Fax: (303) 574-1116

OfficeScapes
Suite 180
4812 McMurry Avenue
Fort Collins, CO 80525-6222
Phone: (970) 223-5959
Fax: (970) 223-5858

Connecticut

Red Thread
300 East River Drive
East Hartford, CT 06108-4205
Phone: (860) 528-9981
Fax: (860) 528-1843

Red Thread
488 Wheelers Farm Rd.
Milford, CT 06461
Phone: (203) 874-7754
Fax: (203) 876-7915

Red Thread
700 Canal St 3rd Fl
Stamford, CT 06902
Phone: (860) 528-9981

Red Thread
40 Main Street
Torrington, CT 06790
Phone: (860) 482-2679
Fax: (860) 482-3590

Delaware

Corporate Interiors Inc.
223 Lisa Drive
New Castle, DE 19720-4193
Phone: (302) 323-9100
Fax: (302) 323-9251

Florida

American Business Interiors
2015 Waverly Place
Melbourne, FL 32901-5444
Phone: (321) 723-5003
Fax: (321) 984-4221

Empire Office
Suite 140
2 Oakwood Boulevard
Hollywood, FL 33020
Phone: (954) 707-6200

Empire Office
South Florida
3201 Commerce Parkway
Miramar, FL 33025-3908
Phone: (954) 435-7300
Fax: (954) 435-7212

Empire Office
Suite 17
2315 Lynx Lane
Orlando, FL 32804
Phone: (407) 628-2400

Empire Office
5112 West Linebaugh Avenue
Tampa, FL 33624
Phone: (813) 418-3300

Empire Office
Suite 2
7830 Byron Drive
West Palm Beach, FL 33404-3332
Phone: (561) 840-8600
Fax: (561) 840-1873

Leitz & Reed Office Products
1119 Florida Avenue
Lynn Haven, FL 32444-4622
Phone: (850) 271-2600
Fax: (850) 271-0076

OEC Business Interiors
1601 NW 80th Boulevard
Gainesville, FL 32606-9140
Phone: (352) 332-1192
Fax: (352) 333-8002

· OEC Business Interiors
· 2393 SW College Road
· Ocala, FL 34474-1661
· Phone: (352) 620-2888
· Fax: (352) 620-2891

· OEC Business Interiors
· 6254 North W Street
· Pensacola, FL 32503-2746
· Phone: (850) 438-1100
· Fax: (850) 432-0003

· Office Furniture & Design Concepts
· 11866 Metro Parkway
· Ft. Myers, FL 33966-1307
· Phone: (239) 337-1212
· Fax: (239) 337-4910

· Perdue Office Interiors
· Suite 100
· 5 W Forsyth
· Jacksonville, FL 32256-7440
· Phone: (904) 737-5858
· Fax: (904) 737-6088

· Perdue Office Interiors
· Suite C7
· 1516 Capital Circle SE
· Tallahassee, FL 32301
· Phone: (850) 383-4225

Georgia

· Advent Business Interiors
· 1318 U.S. HWY 82 West
· Leesburg, GA 31721
· Phone: (229) 439-7418
· Fax: (229) 435-1279

· Advent Business Interiors
· 110 West Macon Park Dr.
· Macon, GA 31210
· Phone: (478) 471-0600

· DeKalb Office Environments
· 1320 Ridgeland Parkway
· Alpharetta, GA 30004-8442
· Phone: (770) 360-0200
· Fax: (770) 360-0305

· McWaters Inc.
· 3708 Benchmark Drive
· Augusta, GA 30907
· Phone: (706) 396-5400
· Fax: (706) 396-5401

· McWaters Inc.
· 117 Prosperity Drive
· Savannah, GA 31408-9551
· Phone: (912) 352-9000
· Fax: (912) 352-2034

Hawaii

· Interior Showplace Ltd.
· 956 Queen Street
· Honolulu, HI 96814-4118
· Phone: (808) 593-8420
· Fax: (808) 591-8324

Idaho

· Porter's Office Products
· 435 West Center Street
· Pocatello, ID 83204-3241
· Phone: (208) 232-1233
· Fax: (208) 232-8759

· Porter's Office Products
· 1050 North 2nd East
· Rexburg, ID 83440-5127
· Phone: (208) 356-4616
· Fax: (208) 356-8901

· Office Environment Company
· 623 South Americana Blvd.
· Boise, ID 83702-5120
· Phone: (208) 385-0507
· Fax: (208) 385-9392

Illinois

· A. Pomerantz
· Suite 940
· 222 Merchandise Mart Plaza
· Chicago, IL 60654-1223
· Phone: (312) 929-3335
· Fax: (312) 929-3311

· Atmosphere Commercial Interiors
· 801 North Perryville Road
· Rockford, IL 61107
· Phone: (815) 398-3300

· Egyptian Business Furniture
· 129 West Main Street
· Belleville, IL 62220-1501
· Phone: (618) 234-2323
· Fax: (618) 236-3295

· Interiors for Business Inc.
· 409 N River Street
· Batavia, IL 60510-2359
· Phone: (630) 761-1070
· Fax: (630) 761-1065

· Lincoln Office
· 205 Eastgate Drive
· Washington, IL 61571-9238
· Phone: (309) 427-2500
· Fax: (309) 427-2625

· Forward Space
· Suite 614
· 222 Merchandise Mart Plaza
· Chicago, IL 60654-1223
· Phone: (312) 563-5206

· Forward Space
· 1142 N North Branch Street
· Chicago, IL 60642
· Phone: (312) 942-1100
· Fax: (312) 942-9840

· Forward Space
· 13820 West Business Center Drive
· Lake Forest, IL 60045-1181
· Phone: (847) 573-8890
· Fax: (847) 573-8891

· Forward Space
· Suite 150
· 1111 West 22nd Street
· Oak Brook, IL 60523
· Phone: (312) 563-5206

Indiana

· Business Furnishings LLC
· 4102 Meghan Beeler Court
· South Bend, IN 46628
· Phone: (574) 243-3255
· Fax: (574) 243-3266

· Business Furniture LLC
· 6102 Victory Way
· Indianapolis, IN 46278-2934
· Phone: (317) 216-1600
· Fax: (317) 216-1601

· Corporate Design Inc.
· Suite 400
· 1419 West Lloyd Expressway
· Evansville, IN 47710-1002
· Phone: (812) 422-3000
· Fax: (812) 422-3413

· Lincoln Office
· 1200 Arrowhead Court
· Crown Point, IN 46307-8222
· Phone: (219) 662-2777
· Fax: (219) 662-7770

Iowa

· Lincoln Office
· 1026 Mound St
· Davenport, IA 52803
· Phone: (563) 322-5660

· Tallgrass Business Resources
· Highway 6 West
· 218 Second Street
· Coralville, IA 52241-2608
· Phone: (319) 338-3135
· Fax: (319) 338-7484

· Workspace Inc.
· 309 Locust Street
· Des Moines, IA 50309-1788
· Phone: (515) 288-7090
· Fax: (515) 288-0250

Kansas

· Design Central Inc.
· 152 South 5th Street
· Salina, KS 67401
· Phone: (785) 825-4131
· Fax: (785) 825-4778

· Scott Rice Office Interiors
· 224 East Douglas
· Wichita, KS 67211-1640
· Phone: (316) 269-2700
· Fax: (316) 269-3527

· Scott Rice Office Works
· 14720 West 105th Street
· Lenexa, KS 66215-4414
· Phone: (913) 888-7600
· Fax: (913) 227-7793

Kentucky

· Office Resources Inc.
· 530 Corvette Drive
· Bowling Green, KY 42101-7132
· Phone: (270) 781-5858
· Fax: (270) 781-5884

· Office Resources Inc.
· 101 Bradley Drive
· Nicholasville, KY 40356-9121
· Phone: (859) 885-6161
· Fax: (859) 885-9610

· Office Resources Inc.
· 816 East Broadway
· Louisville, KY 40204-1053
· Phone: (502) 589-8400
· Fax: (502) 589-8408

Louisiana

· Frost-Barber Inc.
· 9322 Interline Avenue
· Baton Rouge, LA 70809-1966
· Phone: (225) 926-5000
· Fax: (225) 926-5011

· Workplace Solutions
· 401 St. Joseph Street.
· New Orleans, LA 70130
· Phone: (504) 522-9558
· Fax: (504) 522-7070

Maine

· Red Thread
· One City Center
· Portland, ME 04101
· Phone: (207) 774-4900
· Fax: (207) 774-8155

Maryland

· Arbee Associates
· 6311 Ammendale Road
· Beltsville, MD 20705-1249
· Phone: (410) 385-5180
· Fax: (410) 385-5199

· Arbee Associates
· 9300 Gaither Road
· Gaithersburg, MD 20877
· Phone: (301) 963-3900
· Fax: (301) 977-1734

· Dancker, Sellow & Douglas Inc.
· Suite 309
· 509 Exeter Street
· Baltimore, MD 21202
· Phone: (301) 671-2541
· Fax: (301) 797-1504

Participating Steelcase Dealers, continued

Dancker, Sellow & Douglas Inc.
9200 Alaking Court
Suite 100
Capitol Heights, MD 20743
Phone: (301) 350-8700
Fax: (301) 350-9393

Massachusetts

Red Thread
Suite 600
101 Seaport Blvd.
Boston, MA 02210-1838
Phone: (617) 439-4900
Fax: (617) 439-4131

Red Thread
Suite 150
293 Boston Post Road West
Marlborough, MA 01752-4615
Phone: (508) 449-6550
Fax: (508) 449-6570

Red Thread
Suite 1108
1350 Main Street
Springfield, MA 01103
Phone: (413) 736-1802

Red Thread
100 Fordham Road
Wilmington, MA 01887
Phone: (978) 658-3900
Fax: (978) 694-4107

Michigan

Custer Office Environments Inc.
2435 Plaza Drive
Benton Harbor, MI 49022-2229
Phone: (616) 926-8719
Fax: (616) 926-9482

Custer Office Environments Inc.
217 Grandville Ave SW
Grand Rapids, MI 49503-4013
Phone: (616) 458-6322
Fax: (616) 458-1117

Custer Office Environments Inc.
5737 East Cork Street
Kalamazoo, MI 49048-9668
Phone: (269) 342-3919
Fax: (269) 342-3923

Custer Office Environments
442 East Michigan
Marquette, MI 49885
Phone: (906) 226-1161
Fax: (906) 226-1164

Custer Office Environments
120 East Front Street
Traverse City, MI 49684
Phone: (616) 402-8489

NBS
701 Salzburg Avenue
Bay City, MI 48706-5390
Phone: (989) 895-8574
Fax: (989) 895-8545

NBS
5133 West Grand River Avenue
Lansing, MI 48906-9117
Phone: (517) 886-0072
Fax: (517) 886-0014

NBS
2595 Bellingham Drive
Troy, MI 48083-2036
Phone: (248) 823-5400
Fax: (248) 823-5401

Minnesota

Atmosphere Commercial Interiors
Suite 350
81 South 9th Street
Minneapolis, MN 55402-3226
Phone: (612) 343-0868
Fax: (612) 332-5733

Burgher Office Equipment Company
101 East Chestnut Street
Virginia, MN 55792-2512
Phone: (218) 749-2661
Fax: (218) 749-2662

Duluth Typewriter & Business Furniture
30 N 3rd. Ave W
Duluth, MN 55802-1607
Phone: (218) 722-5811
Fax: (218) 722-4876

General Office Products Company
4521 Highway 7
Minneapolis, MN 55416-4098
Phone: (952) 925-7500
Fax: (952) 925-7531

Mississippi

Workplace Solutions
251 West South Street
Jackson, MS 39203-3636
Phone: (601) 354-4960
Fax: (601) 353-6231

Workplace Solutions
2207 5th Street
Meridian, MS 38652
Phone: (601) 484-7279

Workplace Solutions
520 Main Street
Natchez, MS 39120
Phone: (601) 442-1494
Fax: (601) 442-0457

Workplace Solutions
718 West Bankhead St.
New Albany, MS 38652
Phone: (662) 534-0882
Fax: (662) 534-5753

OEC Business Interiors
12199 Highway 49 N.
Suite 300
Gulfport, MS 39503-3167
Phone: (228) 539-9575
Fax: (228) 539-9566

Missouri

Color-Art Integrated Interiors
1325 North Warson Road
Saint Louis, MO 63132-1807
Phone: (314) 432-3000
Fax: (314) 993-2752

Marathon Office Interiors
1715 Paris Road
Columbia, MO 65201-5571
Phone: (573) 875-7115
Fax: (573) 875-7116

Montana

KR Office Interiors
119 North 7th Avenue
Bozeman, MT 59715
Phone: (406) 587-3775
Fax: (406) 587-4636

KR Office Interiors
1710 North Montana Avenue
Helena, MT 59601
Phone: (406) 513-1004
Fax: (406) 513-1006

Missoula's Office City
115 West Broadway Street
Missoula, MT 59802-4217
Phone: (406) 543-7171
Fax: (406) 543-4254

Peterson's Quality Office Equipment
502 North 32nd Street
Billings, MT 59101-6003
Phone: (406) 245-5151
Fax: (406) 245-7516

Western Office Equipment
317 2nd Street South
Great Falls, MT 59405-1802
Phone: (406) 761-7473
Fax: (406) 761-0245

Nebraska

Eakes Office Plus
2911 13th Street
Columbus, NE 68601-4829
Phone: (402) 564-2679
Fax: (402) 564-0295

Eakes Office Plus
Suite 201
2630 North Yager Road
Fremont, NE 68025-7800
Phone: (402) 941-5001
Fax: (402) 941-5002

Eakes Office Plus
617 West Third Street
Grand Island, NE 68801-5946
Phone: (308) 382-8026
Fax: (308) 382-7401

Eakes Office Plus
839 West Second Street
Hastings, NE 68901-5099
Phone: (402) 463-2537
Fax: (402) 463-6802

Eakes Office Plus
2401 Avenue A
Kearney, NE 68847-5498
Phone: (308) 234-2538
Fax: (308) 234-2540

Eakes Office Plus
110 N 35th Street
Lincoln, NE 68503
Phone: (402) 438-6700
Fax: (402) 438-6701

Eakes Office Plus
1803 North 6th Street
Beatrice, NE 68310
Phone: (402) 228-7202
Fax: (402) 228-0262

Eakes Office Plus
120 Norris Avenue
McCook, NE 69001
Phone: (308) 345-5447
Fax: (308) 345-5237

Eakes Office Plus
510 W. 13th Street
Souix City, NE 68776
Phone: (402) 412-2334

Eakes Office Plus
201 South 1st Street
Norfolk, NE 68701-5303
Phone: (402) 371-4181
Fax: (402) 371-5139

Eakes Office Plus
520 North Vine Street
North Platte, NE 69101-3954
Phone: (308) 534-7800
Fax: (308) 534-3936

Eakes Office Plus
710 North Lincoln Ave.
York, NE 68467
Phone: (402) 362-5442
Fax: (402) 362-7530

Sheppard's Business Interiors Inc.
725 South 72nd Street
Omaha, NE 68114-4665
Phone: (402) 393-8888
Fax: (402) 393-0113

Nevada

Machabee Office Environments
6435 Sunset Corporate Drive
Las Vegas, NV 89120-2798
Phone: (702) 263-8800
Fax: (702) 263-8801

Machabee Office Environments
1335 Greg Parkway #101
Sparks, NV 89431
Phone: (775) 329-3145
Fax: (775) 786-5710

New Hampshire

Red Thread
Suite 103
650 Elm Street
Manchester, NH 03101-1160
Phone: (603) 668-5511
Fax: (603) 668-6851

New Jersey

Arbee Associates
1531 South Washington Avenue
Piscataway, NJ 08854-3815
Phone: (732) 424-3900
Fax: (732) 752-6034

Concepts Office Furnishings
280 North Midland Avenue
Building J
Saddle Brook, NJ 07663-5708
Phone: (201) 727-9110
Fax: (201) 727-9112

Dancker, Sellow, and Douglas
291 Evans Way
Somerville, NJ 08876-3766
Phone: (908) 231-1600
Fax: (908) 231-6469

W.S. Goff Company Inc.
5104 Oakland Blvd.
Mays Landing, NJ 08330-2016
Phone: (609) 625-5600
Fax: (609) 625-5633

New Mexico

Business Environments
5351 Wilshire Avenue, N.E.
Albuquerque, NM 87113-1834
Phone: (505) 888-4400
Fax: (505) 889-9146

New York

AFD Contract Furniture Inc
810 7th Avenue
New York, NY 10019
Phone: (212) 721-7100
Fax: (212) 721-7175

Merkel-Donohue
1 Interstate Avenue
Albany, NY 12205
Phone: (518) 273-9359
Fax: (518) 272-1552

Empire Office Inc.
105 Madison Avenue
New York, NY 10016-8810
Phone: (212) 607-5500
Fax: (212) 607-5654

Merkel-Donohue
1349 University Avenue Suite 2
Rochester, NY 14607
Phone: (585) 325-7696
Fax: (585) 325-3065

Prentice Office Environments
472 Franklin Street
Buffalo, NY 14202-1302
Phone: (716) 884-8452
Fax: (716) 884-0894

Stevens Office Interiors
6804 Manlius Center Road
East Syracuse, NY 13057-3902
Phone: (315) 479-5595
Fax: (315) 428-1688

Waldner's Business Environments
125 Route 110
Farmingdale, NY 11735-4864
Phone: (631) 844-9300
Fax: (631) 694-3503

Waldner's Business Environments
215 Lexington Avenue, 9th Floor
New York, NY 10016-6023
Phone: (212) 696-7500
Fax: (212) 696-7699

Waldner's Business Environments
411 Theodore Fremd Avenue
3rd Floor, South Building
Rye, NY 10580-1410
Phone: (914) 921-8500
Fax: (914) 921-0991

North Carolina

Office Environments Inc.
11407 Granite Street
Charlotte, NC 28273-6429
Phone: (704) 714-7200
Fax: (704) 714-7400

Young Office Environments
of Asheville Inc.
71 Thompson St
Asheville, NC 28803-2328
Phone: (888) 202-0508
Fax: (828) 505-1974

Storr Office Environments Inc.
496 Gallimore Dairy Road
Greensboro, NC 27409-9202
Phone: (336) 217-4500
Fax: (336) 217-4501

Storr Office Environments Inc.
10800 World Trade Blvd.
Raleigh, NC 27617-4200
Phone: (919) 313-3700
Fax: (919) 313-3701

Williams Office Environments Inc.
407 Ray Avenue
Fayetteville, NC 28301-4915
Phone: (910) 483-0354
Fax: (910) 486-4077

North Dakota

Fireside Office Products Inc.
1713 East Bismarck Expressway
Bismarck, ND 58504-6706
Phone: (701) 258-8586
Fax: (701) 223-9598

Hannaher's
1809 13th Avenue North
Grand Forks, ND 58203-2323
Phone: (701) 746-6466
Fax: (701) 746-0737

Hannaher's Inc.
4324 20th Avenue SW
Fargo, ND 58103-4434
Phone: (701) 277-7222
Fax: (701) 277-7097

Ohio

Business Furniture
8 North Main Street
Dayton, OH 45439
Phone: (937) 293-1010
Fax: (937) 293-7501

Loth Inc.
3574 East Kemper Road
Cincinnati, OH 45241-2009
Phone: (513) 554-4900
Fax: (513) 554-8737

Loth Company
855 Grandview Avenue
Columbus, OH 43215-1123
Phone: (614) 487-4000
Fax: (614) 487-4306

NBS
4 North St. Clair Street
Toledo, OH 43604
Phone: (419) 662-2040
Fax: (419) 662-2041

Ohio Desk
34 Swartz Road
Akron, OH 44319
Phone: (330) 499-1030

Ohio Desk
1122 Prospect Avenue
Cleveland, OH 44115-1292
Phone: (216) 623-0600
Fax: (216) 623-0611

Ohio Desk
5100 Market Street
Youngstown, OH 44512
Phone: (330) 782-3331

Oklahoma

Scott Rice
2900 North Hemlock Circle
Broken Arrow, OK 74012-1185
Phone: (918) 362-4300
Fax: (918) 362-4303

Scott Rice
7501 Broadway Ext
Oklahoma City, OK 73116-9015
Phone: (405) 848-2224
Fax: (405) 848-3999

Oregon

Hypfn
Suite 103/104
150 SW Scalehouse Loop
Bend, OR 97702
Phone: (541) 317-8777
Fax: (541) 317-2833

Hypfn
620 NE 19th Avenue
Portland, OR 97232-2832
Phone: (503) 226-4151
Fax: (503) 226-9233

Pennsylvania

A. Pomerantz & Company
Suite 7000
701 Market Street
Philadelphia, PA 19106-1597
Phone: (215) 408-2100
Fax: (215) 408-2110

Corporate Interiors
Suite 200
161 Washington Street
Conshohocken, PA 19428-2083
Phone: (610) 631-5400
Fax: (610) 631-2720

Interior Workplace Solutions LLC.
145 Stewart Road
Wilkes-Barre, PA 18706
Phone: (570) 288-7211
Fax: (570) 970-5817

Franklin Interiors
Suite 600
2740 Smallman Street
Pittsburgh, PA 15222-4720
Phone: (412) 261-2525
Fax: (412) 255-4089

Participating Steelcase Dealers, continued

Pennsylvania

Interior Workplace Solutions LLC.
6765 Ambassador Drive
Allentown, PA 18106-9510
Phone: (610) 391-0733
Fax: (610) 391-1155

Interior Workplace Solutions LLC.
Suite B-25
2209 Quarry Drive
Reading, PA 19609-1155
Phone: (610) 670-1800
Fax: (610) 670-8181

McCartney's Inc.
819 Howard Avenue
Altoona, PA 16601-4727
Phone: (814) 505-1111
Fax: (814) 949-6197

Phillips Workplace Interiors
6345 Flank Drive
Harrisburg, PA 17112
Phone: (844) 228-2600

South Carolina

Aiken Office Supply Inc.
2560 Whiskey Road
Aiken, SC 29803-9664
Phone: (803) 648-8339
Fax: (803) 649-4470

McWaters Inc.
1104 Shop Road
Columbia, SC 29201-4743
Phone: (803) 256-8303
Fax: (803) 252-5567

McWaters Inc.
3841 Commercial Center Drive
Ladson, SC 29456-4146
Phone: (843) 486-1823

Wulbern-Koval Company Inc.
1111 Morrison Drive
Charleston, SC 29403-3119
Phone: (843) 577-7666
Fax: (843) 577-7299

Young Office Environments
1280 Ridge Road
Greenville, SC 29607-4626
Phone: (864) 281-9500
Fax: (864) 281-9555

South Dakota

Interstate Office Products Inc.
228 South Main Avenue
Sioux Falls, SD 57104-6310
Phone: (605) 339-0300
Fax: (605) 339-1989

Western Stationers
714 Saint Joseph Street
Rapid City, SD 57701-2721
Phone: (605) 342-3310
Fax: (605) 342-4746

Tennessee

Bentco Office Solutions
1501 Stuart Street
Chattanooga, TN 37406
Phone: (423) 756-4437
Fax: (423) 756-6198

Memphis Business Interiors
4539 West Distriplex Drive
Memphis, TN 38118-7280
Phone: (901) 360-8899
Fax: (901) 360-8370

Office Resources Inc.
4020 Armory Oaks Drive
Nashville, TN 37204
Phone: (615) 376-1200
Fax: (615) 376-1245

Workspace Interiors
Suite 300
200 E. Main Street
Kingsport, TN 37660-4354
Phone: (423) 392-2600
Fax: (423) 392-2601

Workspace Interiors
2820 Middlebrook Pike
Knoxville, TN 39721
Phone: (865) 223-5404
Fax: (865) 223-5405

Texas

Abilene Printing & Stationery
218 Cedar Street
Abilene, TX 79601-5720
Phone: (915) 677-2673
Fax: (915) 675-6963

BKM Total Office of Texas
9755 Clifford Drive
Dallas, TX 75220
Phone: (214) 902-7200
Fax: (214) 902-7201

Business Interiors
1111 Valley View Lane
Irving, TX 75061-6008
Phone: (817) 858-2000
Fax: (817) 858-2020

McCoys Inc.
6869 Old Katy Road
Houston, TX 77024-2105
Phone: (713) 862-4600
Fax: (713) 862-7676

Rockford Business Interiors
211 East Riverside Drive
Austin, TX 78704-1203
Phone: (512) 442-0703
Fax: (512) 442-6555

Texas Wilson Office Furniture &
Services
5801 George McVay Drive
McAllen, Texas 78503
Phone: (210) 647-8800
Fax: (210) 647-3110

Texas Wilson Office Furniture &
Services
6812 Fairgrounds Pkwy
San Antonio, TX 78238-4536
Phone: (210) 647-8800
Fax: (210) 647-3110

West Supply Company
1601 Scurry
Big Spring, TX 79720
Phone: (432) 264-1788
Fax: (432) 264-1789

West Supply Company
2 South Chadbourne Street
San Angelo, TX 76903-5875
Phone: (325) 655-8181
Fax: (325) 655-5480

Utah

MidWest Office Furniture
987 South West Temple
Salt Lake City, UT 84101-2988
Phone: (801) 359-7681
Fax: (801) 355-2713

Vermont

Red Thread
180 Battery St Ste 210
Burlington, VT 05401-5212
Phone: (802) 862-0434
Fax: (802) 862-0729

Virginia

Barrows
1302 Rockland Avenue
Roanoke, VA 24012-3838
Phone: (540) 362-5700
Fax: (540) 362-4826

Creative Office Environments
11798 North Lakeridge Boulevard
Ashland, VA 23005-8152
Phone: (804) 329-0400
Fax: (804) 321-3134

Creative Office Environments LLC
650 Peter Jefferson Parkway #140
Charlottesville, VA 22911
Phone: (434) 327-1898
Fax: (434) 327-1896

Creative Office Environments LLC
Suite C
500 Woodlake Circle
Chesapeake, VA 23320-2807
Phone: (757) 549-4801
Fax: (757) 549-2795

reDistrict
Suite 30
66 Canal Center Plaza
Arlington, VA 22314
Phone: (703) 276-8901
Fax: (703) 276-8908

Washington

OpenSquare
6th Floor
5601 Sixth Avenue South
Seattle, WA 98108-2522
Phone: (206) 768-8000
Fax: (206) 768-0236

OpenSquare
126 South Sheridan Street
Spokane, WA 99202-1527
Phone: (509) 483-1000
Fax: (509) 483-1011

Wisconsin

Atmosphere Commercial Interiors
999 Fourier Drive Suite 200
Madison, WI 53717
Phone: (608) 257-0521
Fax: (608) 257-1859

Puerto Rico

AFD Contract Furnishings
Suite 250
350 Chardon Avenue
Torre Chardon
San Juan, Puerto Rico 00918-2123
Phone: (787) 754-2938
Fax: (787) 754-8076

Showrooms

Atlanta

Steelcase Inc.
Suite AL-175
303 Peachtree Center
Atlanta, GA 30303
Phone: (404) 523-2201

Chicago

Steelcase Worklife Chicago
Suite 300
222 Merchandise Mart
Chicago, IL 60654-1174
Phone: (312) 321-3720

Chicago

Coalesse
Suite 1032
222 Merchandise Mart
Chicago, IL 60654
Phone: (312) 467-1783

Dallas

Steelcase Inc.
1616 Hi Line Drive
Dallas, TX 75207
Phone: (214) 871-3044

Grand Rapids

Steelcase Inc.
901 44th Street, SE
Grand Rapids, MI 49508-7594
Phone: (616) 247-2710

New York

Steelcase Worklife New York
4 Columbus Circle
New York, NY 10019-1100
Phone: (212) 445-8800

Philadelphia

Steelcase Inc.
One Liberty Place
1650 Market Street, 3rd Floor
Philadelphia, PA 19103-7307
Phone: (215) 561-5331

San Francisco

Steelcase Inc.
Suite 110
475 Brannan Street
San Francisco, CA 94107
Phone: (415) 344-6700

Santa Monica

Steelcase Inc.
1217 2nd Street
Santa Monica, CA 90401-1180
Phone: (310) 633-2200

Washington D.C.

Steelcase Inc.
1121 14th Street NW
4th Floor
Washington, DC 20005

Manufacturing Sites

Amex de Mexico

Calle 5 Sur No.160
Ciudad Industrial
Tijuana, Mexico B.C. 22500
Phone: 52-662-342-6234

Athens

214 Durham Drive
Athens, AL 35611
Phone: (256) 232-8112

Grand Rapids Wood Furniture

4100 68th Street SE
Caledonia, MI 49316
Phone: (616) 698-5735

Kentwood Distribution Center

4384 52nd Street SE
Kentwood, MI 49512-9673

Kentwood West

4360 52nd Street SE
Kentwood, MI 49512

Details

901 44th Street SE
Grand Rapids, MI 49508
Phone: (616) 247-2710

Reynosa Plant

Ave. Prologis S/N Ed. 8 Suite
801 Prologis Park Pharr Bridge
Reynosa,
Tamaulipas, Mx CP. 88780
Phone: 52-899-263-9000

Specifying Privacy Wall

► For more detailed product information, see the *Architectural Solutions Specification Guide* or consult your Steelcase dealer.



Statement of Line **20**



Specifying


Solid Wall Panels (SIN 711.1)	34
All-Glass Wall Panels (SIN 711.1)	40
Clerestory Wall Panels (SIN 711.1)	60
Power Options (SIN 711.1)	64
Butt-Hinged Door Frames (SIN 711.1)	66
Pivot-Hinged Door Frames (SIN 711.1)	68
Pivot-Hinged Door Frames with Switch Cutout (SIN 711.1)	70
Butt-Hinged Door Leaves (SIN 711.1)	72
Pivot-Hinged Door Leaves (SIN 711.1)	76
Pivot-Hinged Door Leaves for Use with Switch Cutout (SIN 711.1)	80
Hardware and Accessories for Swing Doors (SIN 711.1)	84
Privacy Wall Slider Doors (SIN 711.1)	90
Back-to-Back Cover (SIN 711.1)	100
Mini Ends (SIN 711.1)	101
Wall Channels (SIN 711.1)	103
Adapters (SIN 711.1)	106
Posts (SIN 711.1)	108
I-Line Interface Post (SIN 711.1)	110
Glass Selections All-Glass Wall Panels (SIN 711.1)	112
Glass Selections All-Glass Frame Kits (SIN 711.1)	114
Glass Selections All-Glass Glass Kits (SIN 711.1)	116
Glass Selections Wall Panels with Two Divided Lites (SIN 711.1)	118
Glass Selections Two Divided Lite Frame Kits (SIN 711.1)	122
Glass Selections Two Divided Lite Glass Kits (SIN 711.1)	124
Glass Selections Clerestory Wall Panels (SIN 711.1)	126

Specifying, continued

Glass Selections Pivot-Hinged Door Frames (SIN 711.1)	130
Glass Selections Full-Height Pivot-Hinged Door Leaves (SIN 711.1)	132
Glass Selections Transom-Height Pivot-Hinged Door Leaves (SIN 711.1)	134
Glass Selections Pivot-Hinged Door Leaves for Use with Switch Cutout (SIN 711.1)	136
Glass Selections Transom-Height Pivot-Hinged Door Leaves for Use with Switch Cutout (SIN 711.1)	138
Glass Selections Full-Height Polished Edge Slider Doors with Close-Assist (SIN 711.1)	140
Glass Selections Transom-Height Polished Edge Slider Doors with Close-Assist (SIN 711.1)	142
Glass Selections Polished Edge Slider Door Vertical Seal for Use with Glass Selections Slider Door (SIN 711.1)	144
Glass Selections Mini Ends (SIN 711.1)	145
Glass Selections Adapters (SIN 711.1)	146
Glass Selections Posts (SIN 711.1)	147
Glass Selections Transitions (SIN 711.1)	148
Ceiling Tracks (SIN 711.1)	154
Cornice Track and Brackets (SIN 711.1)	159
Trim and Accessories (SIN 711.1)	160
Load Bar (SIN 711.1)	169
Post and Beam Attachment Kit (SIN 711.1)	170
Accessories (SIN 711.1)	171
Wiring and Cabling (SIN 711.1)	172

Statement of Line

Privacy Wall



Specifying
▶ Page 34



Specifying
▶ Page 40

Solid Wall Panels

Heights 8'0" to 10'0"
in one-inch increments

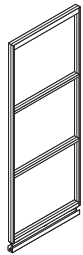
6"W	●
8"W	● M
18"W	● M
20"W	● M
24"W	● M
30"W	● M
36"W	● M
40"W	● M
42"W	● M
48"W	● M
60"W	● M

All-Glass Wall Panels

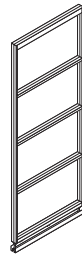
Heights 8'0" to 10'0"
in one-inch increments

6"W	●
8"W	● M
18"W	● M
20"W	● M
24"W	● M
30"W	● M
36"W	● M
40"W	● M
42"W	● M
48"W	● M
60"W	● M

M = Available in modular widths



Specifying
▶ Page 44



Specifying
▶ Page 48

Glass Wall Panels with Three Equal Divided Lites

Heights 8'0" to 10'0"
in one-inch increments

6"W	●
8"W	● M
18"W	● M
20"W	● M
24"W	● M
30"W	● M
36"W	● M
40"W	● M
42"W	● M
48"W	● M
60"W	● M

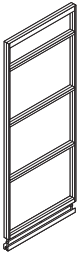
Glass Wall Panels with Four Equal Divided Lites

Heights 8'0" to 10'0"
in one-inch increments

6"W	●
8"W	● M
18"W	● M
20"W	● M
24"W	● M
30"W	● M
36"W	● M
40"W	● M
42"W	● M
48"W	● M
60"W	● M

M = Available in modular widths

Statement of Line Privacy Wall, continued



Specifying
▶ Page 52



Specifying
▶ Page 56

Glass Wall Panels with Four Divided Lites*

Heights 8'0" to 10'0"
in one-inch increments

6"W	●
8"W	● M
18"W	● M
20"W	● M
24"W	● M
30"W	● M
36"W	● M
40"W	● M
42"W	● M
48"W	● M
60"W	● M

*Transom-aligned top lite


Glass Wall Panels with Two Divided Lites*

Heights 8'0" to 10'0"
in one-inch increments

6"W	●
8"W	● M
18"W	● M
20"W	● M
24"W	● M
30"W	● M
36"W	● M
40"W	● M
42"W	● M
48"W	● M
60"W	● M

*Transom-aligned top lite

M = Available in modular widths



Specifying
▶ Page 60



Specifying
▶ Page 112

Clerestory Wall Panels*

Heights 8'0" to 10'0"
in one-inch increments

18"W	● M
20"W	● M
24"W	● M
30"W	● M
36"W	● M
40"W	● M
42"W	● M
48"W	● M
60"W	● M

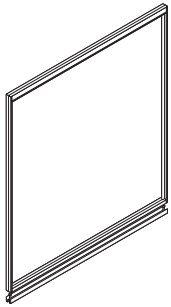
*Transom-aligned top lite

Glass Selections All-Glass Wall Panels

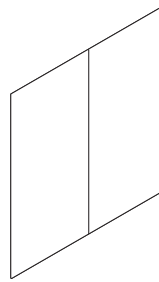
Heights 8'0" to 10'0"
in one-inch increments

6"W	●
8"W	● M
18"W	● M
20"W	● M
24"W	● M
30"W	● M
36"W	● M
40"W	● M
42"W	● M
48"W	● M
60"W	● M

M = Available in modular widths



Specifying
▶ Page 114



Specifying
▶ Page 116


Glass Selections All-Glass Frame Kits

Heights 8'0" to 10'0" in one-inch increments	
72"W	● M
80"W	● M
84"W	● M
96"W	● M
108"W	● M
120"W	● M
144"W	● M

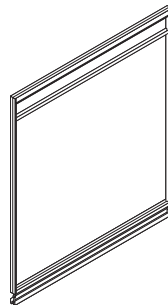
Glass Selections All-Glass Glass Kits

Heights 8'0" to 10'0" in one-inch increments	
72"W	● M
80"W	● M
84"W	● M
96"W	● M
108"W	● M
120"W	● M
144"W	● M

M = Available in modular widths



Specifying
▶ Page 118



Specifying
▶ Page 122

Glass Selections Wall Panels with Two Divided Lites*

Heights 8'0" to 10'0" in one-inch increments	
6"W	●
8"W	● M
18"W	● M
20"W	● M
24"W	● M
30"W	● M
36"W	● M
40"W	● M
42"W	● M
48"W	● M
60"W	● M

*Transom-aligned top lite

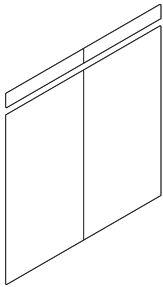
Glass Selections Two Divided Lite Frame Kits*

Heights 8'0" to 10'0" in one-inch increments	
72"W	● M
80"W	● M
84"W	● M
96"W	● M
108"W	● M
120"W	● M
144"W	● M


*Transom-aligned top lite

M = Available in modular widths

Statement of Line Privacy Wall, continued



Specifying
▶ Page 124



Specifying
▶ Page 126

Glass Selections Two Divided Lite Glass Kits*

Heights 8'0" to 10'0" in one-inch increments	
72"W	● M
80"W	● M
84"W	● M
96"W	● M
108"W	● M
120"W	● M
144"W	● M

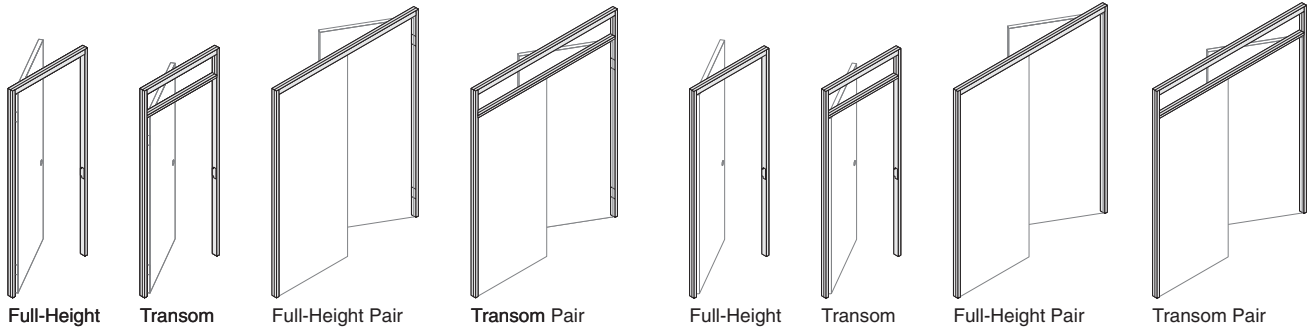
*Transom-aligned top lite

Glass Selections Clerestory Wall Panels*

Heights 8'0" to 10'0" in one-inch increments	
18"W	● M
20"W	● M
24"W	● M
30"W	● M
36"W	● M
40"W	● M
42"W	● M
48"W	● M
60"W	● M

*Transom-aligned top lite

M = Available in modular widths



Butt-Hinged Door Frames

Heights 8'0" to 10'0"
in one-inch increments

- 40"W single ●
- 76"W pair ●

Tip: Butt-hinged door frames are not available in anodized aluminum and are not recommended for use with Glass Selections panels.

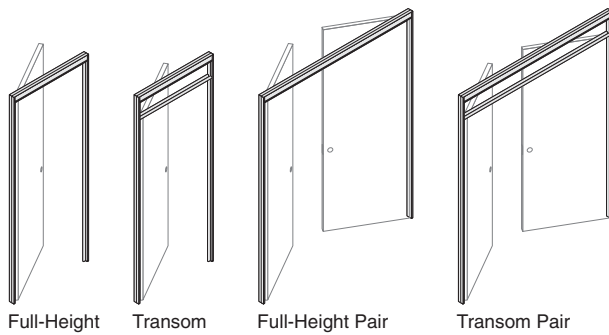
► Specifying, page 66

Pivot-Hinged Door Frames

Heights 8'0" to 10'0"
in one-inch increments

- 40"W without switch cutout ●
- 42"W with switch cutout ●
- 80"W without switch cutout ●

► Specifying, page 68



Specifying
► Page 130

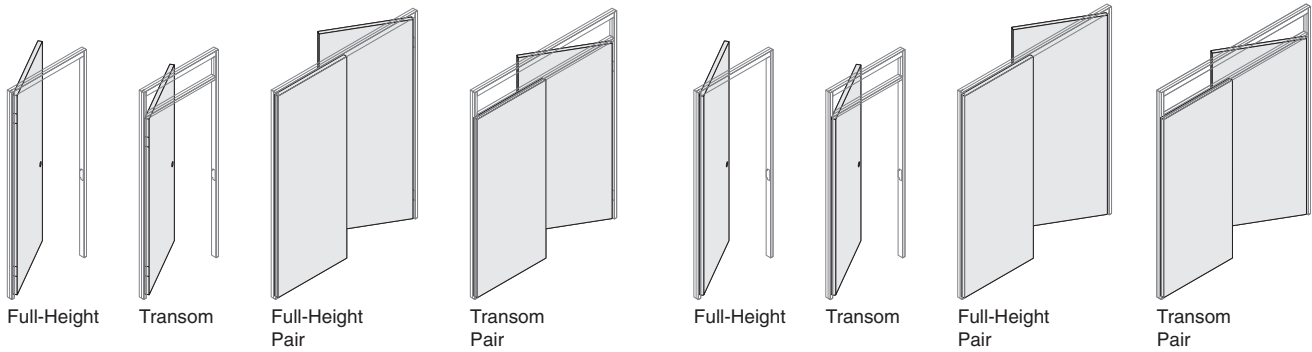
Glass Selections Pivot-Hinged Door Frames

Heights 8'0" to 10'0"
in one-inch increments

- 40"W without switch cutout ●
- 42"W with switch cutout ●
- 80"W without switch cutout ●

Tip: Glass Selections door leaves must be used in conjunction with Glass Selections door frames.

Statement of Line Privacy Wall, continued



Butt-Hinged Door Leaves

	Height
40"W (35 ¹³ / ₁₆ " actual) solid single	8'0" to 10'0" in one-inch increments for full-height door frame 7'0" for transom door frame
40"W (35 ¹³ / ₁₆ " actual) glass single	8'0" to 9'0" in one-inch increments for full-height door frame 7'0" for transom door frame
76"W (71 ⁵ / ₈ " actual) solid pair	8'0" to 10'0" in one-inch increments for full-height door frame 7'0" for transom door frame

Tip: Butt-hinged door leaves are not available in anodized aluminum and are not recommended for use with Glass Selections panels.

► Specifying, page 72

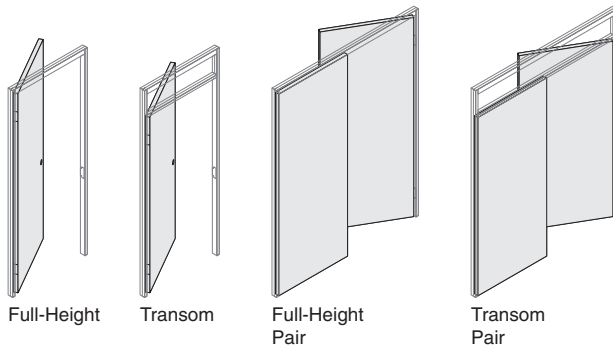
Pivot-Hinged Door Leaves

	Height
40"W (37 ³ / ₁₆ " actual*) solid single	8'0" to 10'0" in one-inch increments for full-height door frame 7'0" for transom door frame
40"W (37 ³ / ₁₆ " actual*) glass single	8'0" to 9'0" in one-inch increments for full-height door frame 7'0" for transom door frame
42"W (36 ³ / ₈ " actual) solid single	8'0" to 10'0" in one-inch increments for full-height door frame 7'0" for transom door frame
42"W (36 ³ / ₈ " actual) glass single	8'0" to 9'0" in one-inch increments for full-height door frame 7'0" for transom door frame
80"W (77 ¹ / ₂ " actual) solid pair	8'0" to 10'0" in one-inch increments for full-height door frame 7'0" for transom door frame

Tip: For pivot-hinged pair of doors, the active leaf will always be 37³/₁₆"W. Width of inactive door leaf will be 39¹³/₁₆".

*36³/₈" with switch in frame

► Specifying, page 76



Specifying
▶ Page 132

Glass Selections Pivot-Hinged Door Leaves

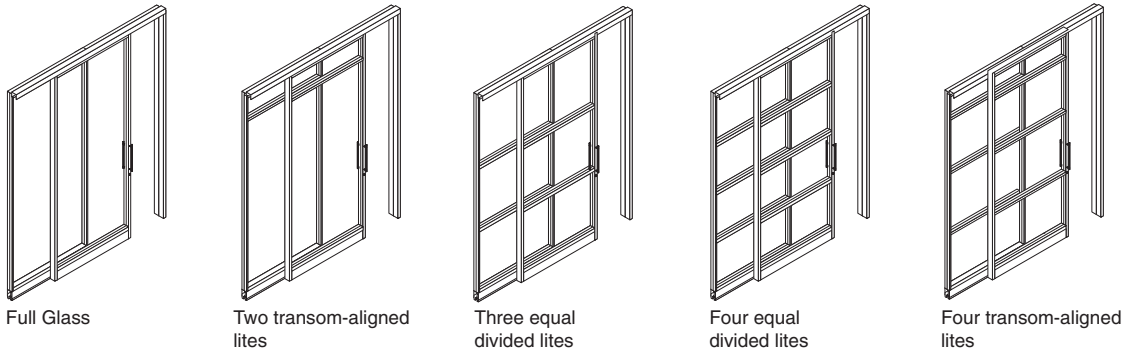
	Height
40"W (37 ³ / ₁₆ " actual*) solid single	8'0" to 10'0" in one-inch increments for full-height door frame 7'0" for transom door frame
40"W (37 ³ / ₁₆ " actual*) glass single	8'0" to 9'0" in one-inch increments for full-height door frame 7'0" for transom door frame
42"W (36 ³ / ₈ " actual) solid single	8'0" to 10'0" in one-inch increments for full-height door frame 7'0" for transom door frame
42"W (36 ³ / ₈ " actual) glass single	8'0" to 9'0" in one-inch increments for full-height door frame 7'0" for transom door frame
80"W (77 ¹ / ₂ " actual) solid pair	8'0" to 10'0" in one-inch increments for full-height door frame 7'0" for transom door frame

Tip: For pivot-hinged pair of doors, the active leaf will always be 37³/₁₆"W. Width of inactive door leaf will be 39¹³/₁₆".

Tip: Glass Selections door leaves must be used in conjunction with Glass Selections door frames.

*36³/₈" with switch in frame

Statement of Line Privacy Wall, continued

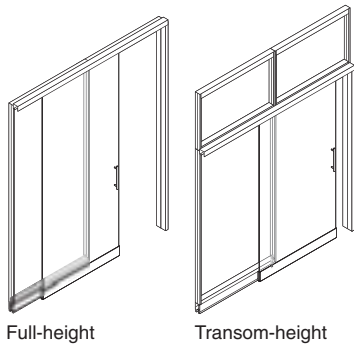


Slider Doors

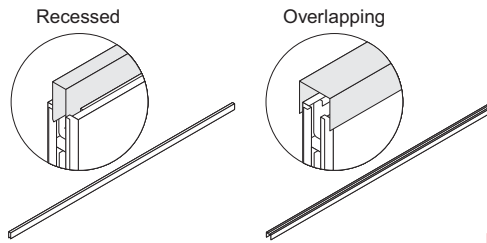
Heights 8'0" to 10'0"
in one-inch increments

	Full Glass	Two Transom-Aligned Lites	Three Equal Divided Lites	Four Equal Divided Lites	Four Transom-Aligned Lites
80"W	●	●	●	●	●
96"W	●	●	●	●	●

► Specifying, page 90



Specifying
► Page 140



Specifying
► Page 154

Glass Selections Polished Edge Slider Doors with Close-Assist

Heights 8'0" to 10'0"
in one-inch increments

	Full-Height	Transom-Height
80"W single	●	●
84"W single	●	●
96"W single	●	●

Ceiling Tracks*

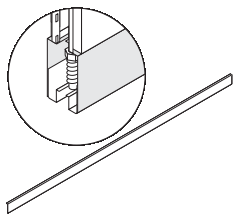
Length

120" to cut on site

*Finished end, L, and V ceiling tracks are also available.



Privacy Wall



Specifying
▶ Page 160

Continuous Base Trim

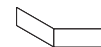
Length	5"H
120" to cut on site	●



90° corner



120° corner

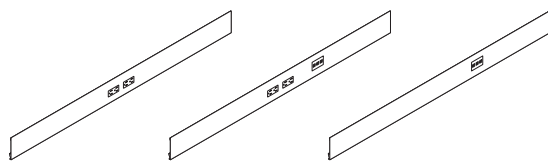


135° corner

Specifying
▶ Page 161

Corner Base Trim

	5"H
90°	●
120°	●
135°	●



Power-only receptacles

Power and communication receptacles

Communication-only receptacles

Specifying
▶ Page 162

Power and Communication Base Trim

	24"W
Power only	●
Power and communication	●
Communication only	●

Tip: Chicago base trim is also available.



Specifying
▶ Page 164

Feature Strips

	Heights 8'0" to 10'0" in one-inch increments
In-line	●
Half	●



Specifying
▶ Page 167

Furniture Reveal Strips

Length

34" to cut on site



Specifying
▶ pages 101
and 145

Mini Ends

Heights 8'0" to 10'0"
in one-inch increments

- 1½"W to 2⅛"W ●
- 2⅛"W to 3½"W ●
- 3½"W to 6"W ●

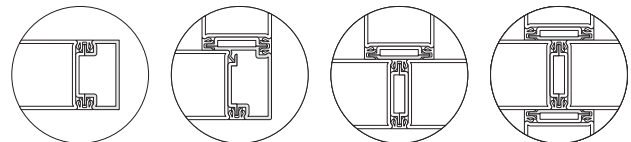


Specifying
▶ Page 103

Wall Channels

	120"
1"	●
2¼"	●
4"	●

Tip: Wall channels are not available in anodized aluminum and are not recommended for use with Glass Selections panels.

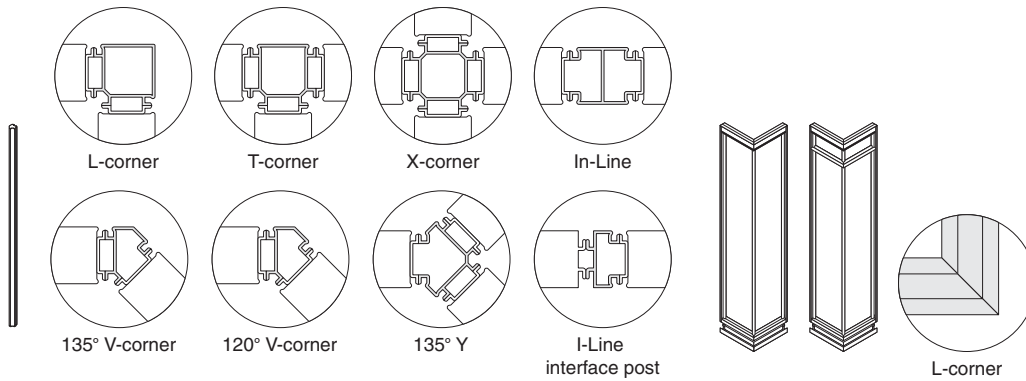


Finished-end Two-way L Three-way T Four-way X

Adapters

	Heights 8'0" to 10'0" in one-inch increments
L	●
T	●
X	●
Finished-end	120"

▶ Specifying, pages 106 and 146



Specifying
▶ Page 148

Posts

Heights 8'0" to 10'0"
in one-inch increments

L	●
T	●
X	●
In-line	●
120° V	●
135° V	●
135° Y	●
I-Line interface post	120"

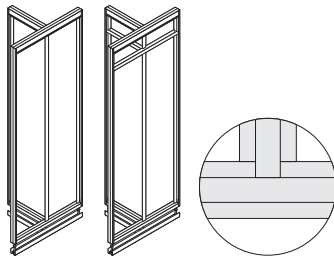
Tip: I-Line Interface post is cut to length in the field.

▶ Specifying, pages 108 and 147

Glass Selections L-Corner Units

Heights 8'0" to 10'0"
in one-inch increments

18"W x 18"W ● **M**



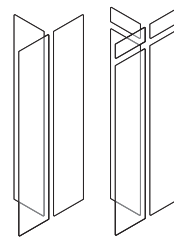
T-corner

Specifying
▶ Page 150

Glass Selections T-Corner Unit All-Glass Frame Kits

Heights 8'0" to 10'0"
in one-inch increments

18"W x 18"W x 18"W ● **M**



Specifying
▶ Page 151

Glass Selections T-Corner Unit All-Glass Kits


Heights 8'0" to 10'0"
in one-inch increments

18"W x 18"W x 18"W ● **M**

M = Available in modular widths

Solid Wall Panels with Hollow Core

SIN 711.1



Tip: Order ceiling track, feature strip, and continuous base trim separately.

Tip: Paint price group 2 is only available on panels 36"W or smaller.

Tip: Vinyl is not available on panels wider than 48"W.

Tip: Panels that are wider than 48" may not be suitable for application in certain areas where local building codes have specific provisions for seismic activity. For more information regarding seismic applications, visit the Architectural Solutions Web site at village.steelcase.com/Sales Guides and more.

Standard Includes	Required to Specify
<ul style="list-style-type: none"> Ceiling height from 8'0"H to 10'0"H, in one-inch increments 2³/₈"-thick panel with steel surfaces: paint Integral slotted verticals Hollow core panel for cable and power routing Floor track with adjustable levelers to accommodate continuous 5"H base trim (ordered separately) 	<ol style="list-style-type: none"> Style number Ceiling height Paint color number for side 1 Paint color number for side 2 Post extension Options, if selected (see below) <p>▶ See <i>Surface Materials</i>, page 194.</p>

Options	Price	Required to Specify
Surface Materials		
Panel surfaces 8'0"H through 10'0"H (per side) 6"W to 30"W		
• Paint price group 1	No cost	Specify paint color number for side 1 and/or side 2.
• Paint price group 2	+\$ 17	Specify paint color number for side 1 and/or side 2.
• Paint price group 3	+\$ 30	Specify paint color number for side 1 and/or side 2.
• Fabric price group 1	+\$169	Specify fabric color number for side 1 and/or side 2.
• Fabric price group 2	+\$229	Specify fabric color number for side 1 and/or side 2.
• Fabric price group 3	+\$290	Specify fabric color number for side 1 and/or side 2.
• Fabric price group 5	+\$358	Specify fabric color number for side 1 and/or side 2.
• Customer's Own Material/Vinyl (COM)	+\$165	▶ See <i>Surface Materials Reference Manual</i> .
Panel surfaces 8'0"H through 10'0"H (per side) 36"W to 60"W		
• Paint price group 1	No cost	Specify paint color number for side 1 and/or side 2.
• Paint price group 2	+\$ 30	Specify paint color number for side 1 and/or side 2.
• Paint price group 3	+\$ 45	Specify paint color number for side 1 and/or side 2.
• Fabric price group 1	+\$227	Specify fabric color number for side 1 and/or side 2.
• Fabric price group 2	+\$334	Specify fabric color number for side and/or side 2.
• Fabric price group 3	+\$489	Specify fabric color number for side 1 and/or side 2.
• Fabric price group 5	+\$624	Specify fabric color number for side 1 and/or side 2.
• Customer's Own Material/Vinyl (COM)	+\$213	▶ See <i>Surface Materials Reference Manual</i> .

▶ Options, continued on next page

► Options, continued from previous page

Options	Price	Required to Specify
Post Extension	• Post extensions modified to accommodate recessed ceiling track (ordered separately)	No cost Specify with <i>post extensions for recessed ceiling track interface.</i>
	• Post extensions modified to accommodate overlapping ceiling track (ordered separately)	No cost Specify with <i>post extensions for overlapping ceiling track interface.</i>
Ceiling Height	• 8'0" through 9'0"	No cost
	• 9'1" through 10'0"	+\$ 93 Specify ceiling height in 1" increments.
Electrical Power (for panels 30"W through 60"W)	Power block locations	
	• Base	+\$201 Specify with <i>power block location at base.</i>
	• ADA height	+\$733 Specify with <i>power block location at ADA height.</i>
	• Desk height	+\$733 Specify with <i>power block location at desk height.</i>
	New York City/Chicago Power Prep	
	• NYC/CHI side 1	+\$ 25 Specify with <i>NYC/CHI side 1.</i>
	• NYC/CHI side 2	+\$ 25 Specify with <i>NYC/CHI side 2.</i>
	• NYC/CHI sides 1 and 2	+\$ 50 Specify with <i>NYC/CHI sides 1 and 2.</i>
	Receptacle cutouts	
	• Power side 1	No cost Specify with <i>power side 1.</i>
	• Power side 2	No cost Specify with <i>power side 2.</i>
	• Power sides 1 and 2	+\$ 25 Specify with <i>power sides 1 and 2.</i>
	• Power/comm side 1	No cost Specify with <i>power/comm side 1.</i>
	• Power/comm side 2	No cost Specify with <i>power/comm side 2.</i>
	• Power/comm sides 1 and 2	+\$ 25 Specify with <i>power/comm sides 1 and 2.</i>
	Power schematic	
	• 3+1	No cost Specify with <i>3+1 power.</i>
	• 2+2	No cost Specify with <i>2+2 power.</i>
	• 3SN	No cost Specify with <i>3SN power.</i>
	Ceiling infeeds	
	• Top left hardwire	No cost Specify with <i>top left hardwire.</i>
	• Top left modular	+\$ 93 Specify with <i>top left modular.</i>
	Floor infeeds	
	• Bottom left hardwire	No cost Specify with <i>bottom left hardwire.</i>
	• Bottom left modular	+\$ 93 Specify with <i>bottom left modular.</i>
Related Products	<ul style="list-style-type: none"> • Ceiling tracks • Cornice track • Continuous base trim • Feature strips • Power receptacles • Power and communication cover plates • Infeeds • Modular harnesses • Field-installed powerkits 	<ul style="list-style-type: none"> ► Page 154 ► Page 159 ► Page 160 ► Pages 164–166 ► Page 172 ► Page 173 ► Pages 174–175 ► Page 176 ► Page 178

► Options, continued on next page

Tip: To price power in two locations, add the upcharges together.

Tip: Infeed is included in price of ADA- or desk-height receptacle power location option. Base power block location does not include infeed. It must be ordered separately, if needed.

Tip: NYC/CHI prices replace the receptacle power location option prices when selected.

Tip: Order power and communication and power-only cover plates separately.

Tip: Panels that are less than 24"W are not factory punched for infeeds.

Solid Wall Panels with Hollow Core, continued

SIN 711.1

► Options, continued from previous page

Tip: SmartTools options are available and easily ordered when using SmartTools software. If you do not have access to SmartTools software, these options can also be ordered using the normal Specials RFQ (Request For Quote) process.

Tip: Markerboard surface cannot exceed 48"W or 120" in height.

Tip: Standard Privacy Wall ceiling heights are 8'0" through 10'0".

Tip: Panels for ceiling height of 10'1" to 11'0" are available in width up to 48"W only.


SmartTools Options	Price	Required to Specify
7610 White Markerboard Surface	<ul style="list-style-type: none"> • 6"W through 24"W +\$487 • 25"W through 36"W +\$523 • 37"W through 48"W +\$559 	Specify with markerboard. Specify with markerboard. Specify with markerboard.
Parametric Ceiling Height (Available in 1" increments)	<ul style="list-style-type: none"> • 7'5" through 7'11" No cost • 10'1" through 11'0" +\$163 	Specify ceiling height in 1" increments. Specify ceiling height in 1" increments.
Parametric Panel Widths (Available in 1" increments)	<ul style="list-style-type: none"> • Non standard widths No cost • Non standard modular widths No cost 	Specify panel widths in 1" increments. Specify panel widths in 1" increments.
Base	• 4"H base +\$ 63	Specify to accept 4"H base.

Specification Information

Width	Style Number	Base Price	Nominal Width	Modular Width	Style Number	Base Price
-------	--------------	------------	---------------	---------------	--------------	------------


Solid Wall Panels		
6"	GPSS06	\$ 891
8"	GPSS08	\$ 891
18"	GPSS18	\$ 957
20"	GPSS20	\$ 957
24"	GPSS24	\$1019
30"	GPSS30	\$1068
36"	GPSS36	\$1100
40"	GPSS40	\$1143
42"	GPSS42	\$1143
48"	GPSS48	\$1179
60"	GPSS60	\$1531

Modular Solid Wall Panels			
8"	6 ¹ / ₁₆ "	GPSM08	\$ 891
18"	16 ¹ / ₁₆ "	GPSM18	\$ 957
20"	18 ¹ / ₁₆ "	GPSM20	\$ 957
24"	22 ¹ / ₁₆ "	GPSM24	\$1019
30"	28 ¹ / ₁₆ "	GPSM30	\$1068
36"	34 ¹ / ₁₆ "	GPSM36	\$1100
40"	38 ¹ / ₁₆ "	GPSM40	\$1143
42"	40 ¹ / ₁₆ "	GPSM42	\$1143
48"	46 ¹ / ₁₆ "	GPSM48	\$1179
60"	58 ¹ / ₁₆ "	GPSM60	\$1531



Solid Wall Panels with Enhanced Core

SIN 711.1



Tip: Order ceiling track, feature strip, and continuous base trim separately.

Tip: Paint price group 2 is only available on panels 36"W or smaller.

Tip: Enhanced core panels are intended for use with overlapping ceiling track in order to maximize their acoustical properties.

Standard Includes	Required to Specify
<ul style="list-style-type: none"> Ceiling height from 8'0"H to 10'0"H, in one-inch increments 2³/₈"-thick panel with steel surfaces: paint Integral slotted verticals Insulated core for improved acoustical performance Floor track with adjustable levelers to accommodate continuous 5"H base trim (ordered separately) Post extension for overlapping ceiling track 	<ol style="list-style-type: none"> Style number Ceiling height Paint color number for side 1 Paint color number for side 2 Options, if selected (see below) <p>▶ See <i>Surface Materials</i>, page 194.</p>

Options	Price	Required to Specify
Surface Materials		
Panel surfaces 8'0"H through 10'0"H (per side) 6"W to 30"W		
• Paint price group 1	No cost	Specify paint color number for side 1 and/or side 2.
• Paint price group 2	+\$ 17	Specify paint color number for side 1 and/or side 2.
• Paint price group 3	+\$ 30	Specify paint color number for side 1 and/or side 2.
• Fabric price group 1	+\$169	Specify fabric color number for side 1 and/or side 2.
• Fabric price group 2	+\$229	Specify fabric color number for side 1 and/or side 2.
• Fabric price group 3	+\$290	Specify fabric color number for side 1 and/or side 2.
• Fabric price group 5	+\$358	Specify fabric color number for side 1 and/or side 2.
• Customer's Own Material/Vinyl (COM)	+\$165	▶ See <i>Surface Materials Reference Manual</i> .
Panel surfaces 8'0"H through 10'0"H (per side) 36"W to 60"W		
• Paint price group 1	No cost	Specify paint color number for side 1 and/or side 2.
• Paint price group 2	+\$ 30	Specify paint color number for side 1 and/or side 2.
• Paint price group 3	+\$ 45	Specify paint color number for side 1 and/or side 2.
• Fabric price group 1	+\$227	Specify fabric color number for side 1 and/or side 2.
• Fabric price group 2	+\$334	Specify fabric color number for side and/or side 2.
• Fabric price group 3	+\$489	Specify fabric color number for side 1 and/or side 2.
• Fabric price group 5	+\$624	Specify fabric color number for side 1 and/or side 2.
• Customer's Own Material/Vinyl (COM)	+\$213	▶ See <i>Surface Materials Reference Manual</i> .

▶ Options, continued on next page

► Options, continued from previous page

Options	Price	Required to Specify	
Ceiling Height	<ul style="list-style-type: none"> 8'0" through 9'0" 9'1" through 10'0" 	No cost +\$ 93	Specify ceiling height in 1" increments. Specify ceiling height in 1" increments.
Electrical Power (for panels 30"W through 60"W)	<ul style="list-style-type: none"> Power block locations Base 	+\$201	Specify with power block location at base.
	<ul style="list-style-type: none"> Power schematic 3+1 2+2 3SN 	No cost No cost No cost	Specify with 3+1 power. Specify with 2+2 power. Specify with 3SN power.
Related Products	<ul style="list-style-type: none"> Ceiling tracks Cornice track Continuous base trim Feature strips Power receptacles Infeeds Modular harnesses Powerkits 		<ul style="list-style-type: none"> ► Page 154 ► Page 159 ► Page 160 ► Pages 164–166 ► Page 172 ► Pages 174–175 ► Page 176 ► Page 178

Tip: Multipurpose infeeds are ordered separately, and route through the floor, adjacent posts, mini ends, or door frames.

Tip: SmartTools options are available and easily ordered when using SmartTools software. If you do not have access to SmartTools software, these options can also be ordered using the normal Specials RFQ (Request For Quote) process.

Tip: Markerboard surface cannot exceed 48"W or 120" in height.

Tip: Standard Privacy Wall ceiling heights are 8'0" through 10'0".

Tip: Panels for ceiling height of 10'1" to 11'0" are available in width up to 48"W only.

SmartTools Options	Price	Required to Specify	
7610 White Markerboard Surface	<ul style="list-style-type: none"> 6"W through 24"W 25"W through 36"W 37"W through 48"W 	+\$487 +\$523 +\$559	Specify with markerboard. Specify with markerboard. Specify with markerboard.
Parametric Ceiling Height (Available in 1" increments)	<ul style="list-style-type: none"> 7'5" through 7'11" 10'1" through 11'0" 	No cost +\$163	Specify ceiling height in 1" increments. Specify ceiling height in 1" increments.
Parametric Panel Widths (Available in 1" increments)	<ul style="list-style-type: none"> Non standard widths Non standard modular widths 	No cost No cost	Specify panel widths in 1" increments. Specify panel widths in 1" increments.
Base	<ul style="list-style-type: none"> 4"H base 	+\$ 63	Specify to accept 4"H base.

Specification Information


Width	Style Number	Base Price	Nominal Width	Modular Width	Style Number	Base Price
-------	--------------	------------	---------------	---------------	--------------	------------

Solid Wall Panels with Enhanced Core

6"	GPSAS06	\$ 923
8"	GPSAS08	\$ 923
18"	GPSAS18	\$ 990
20"	GPSAS20	\$1053
24"	GPSAS24	\$1053
30"	GPSAS30	\$1105
36"	GPSAS36	\$1140
40"	GPSAS40	\$1182
42"	GPSAS42	\$1182
48"	GPSAS48	\$1221


Modular Solid Wall Panels with Enhanced Core

8"	6 ¹ / ₁₆ "	GPSAM08	\$ 923
18"	16 ¹ / ₁₆ "	GPSAM18	\$ 990
20"	18 ¹ / ₁₆ "	GPSAM20	\$1053
24"	22 ¹ / ₁₆ "	GPSAM24	\$1053
30"	28 ¹ / ₁₆ "	GPSAM30	\$1105
36"	34 ¹ / ₁₆ "	GPSAM36	\$1140
40"	38 ¹ / ₁₆ "	GPSAM40	\$1182
42"	40 ¹ / ₁₆ "	GPSAM42	\$1182
48"	46 ¹ / ₁₆ "	GPSAM48	\$1221



All-Glass Wall Panels

SIN 711.1



Tip: Order ceiling track, feature strip, and continuous base trim separately.

Standard Includes	Required to Specify
<ul style="list-style-type: none"> Ceiling height from 8'0"H to 10'0"H, in one-inch increments 2³/₈"-thick panel with steel frame: paint 1/4"-thick factory-installed lite: glass Floor track with adjustable levelers to accommodate continuous 5"H base trim (ordered separately) 	<ol style="list-style-type: none"> Style number Ceiling height Paint color number for frame Glass number for lite Post extension Options, if selected (see below) <p>▶ See <i>Surface Materials</i>, page 194.</p>

Surface Materials	Options	Price	Required to Specify
	Glass frame surface		
	• Paint price group 1	No cost	Specify paint color number.
	• Paint price group 2	+\$ 28	Specify paint color number.
	• Paint price group 3	+\$ 47	Specify paint color number.
	Panel surfaces 8'0"H through 10'0"H (per lite), 6"W to 8"W		
	• Glass price group 1	No cost	Specify glass number for lite.
	• Glass price group 2	+\$ 100	Specify glass number for lite.
	• Glass price group 3	+\$ 122	Specify glass number for lite.
	• Glass price group 4	+\$ 195	Specify glass number for lite.
	• Glass price group 5	N.A.	Specify glass number for lite.
	• Glass price group 6	+\$ 381	Specify glass number for lite.
	▶ See <i>Surface Materials Reference Manual</i> .		
	Panel surfaces 8'0"H through 10'0"H (per lite), 18"W to 24"W		
	• Glass price group 1	No cost	Specify glass number for lite.
	• Glass price group 2	+\$ 303	Specify glass number for lite.
	• Glass price group 3	+\$ 362	Specify glass number for lite.
	• Glass price group 4	+\$ 580	Specify glass number for lite.
	• Glass price group 5	N.A.	Specify glass number for lite.
	• Glass price group 6	+\$1141	Specify glass number for lite.
	▶ See <i>Surface Materials Reference Manual</i> .		
	Panel surfaces 8'0"H through 10'0"H (per lite), 30"W to 36"W		
	• Glass price group 1	No cost	Specify glass number for lite.
	• Glass price group 2	+\$ 454	Specify glass number for lite.
	• Glass price group 3	+\$ 541	Specify glass number for lite.
	• Glass price group 4	+\$ 867	Specify glass number for lite.
	• Glass price group 5	N.A.	Specify glass number for lite.
	• Glass price group 6	+\$1710	Specify glass number for lite.
	▶ See <i>Surface Materials Reference Manual</i> .		
	Panel surfaces 8'0"H through 10'0"H (per lite), 40"W to 48"W		
	• Glass price group 1	No cost	Specify glass number for lite.
	• Glass price group 2	+\$ 606	Specify glass number for lite.
	• Glass price group 3	+\$ 720	Specify glass number for lite.
	• Glass price group 4	+\$1158	Specify glass number for lite.
	• Glass price group 5	N.A.	Specify glass number for lite.
	• Glass price group 6	+\$2281	Specify glass number for lite.
	▶ See <i>Surface Materials Reference Manual</i> .		
	Panel surfaces 8'0"H through 10'0"H (per lite), 60"W		
	• Glass price group 1	No cost	Specify glass number for lite.
	• Glass price group 2	+\$ 757	Specify glass number for lite.
	• Glass price group 3	+\$ 900	Specify glass number for lite.
	• Glass price group 4	+\$1444	Specify glass number for lite.
	• Glass price group 5	N.A.	Specify glass number for lite.
	• Glass price group 6	+\$2851	Specify glass number for lite.
	▶ See <i>Surface Materials Reference Manual</i> .		
	Post Extension		
	• Post extensions modified to accommodate recessed ceiling track (ordered separately)	No cost	Specify with post extensions for recessed ceiling track interface.
	• Post extensions modified to accommodate overlapping ceiling track (ordered separately)	No cost	Specify with post extensions for overlapping ceiling track interface.

▶ Options, continued on next page

SIN 711.1

► Options, continued from previous page

Options	Price	Required to Specify
Ceiling Height	<ul style="list-style-type: none"> 8'0" through 9'0" 9'1" through 10'0" 	No cost +\$ 93
Electrical Power (For panels 30"W through 60"W)	Base power block power schematic <ul style="list-style-type: none"> 3+1 2+2 3SN 	+\$201 +\$201 +\$201
Related Products	<ul style="list-style-type: none"> Ceiling tracks Cornice track Continuous base trim Feature strips Power receptacles Power and communication cover plates Infeeds Modular harnesses Field-installed powerkits 	<ul style="list-style-type: none"> ► Page 154 ► Page 159 ► Page 160 ► Pages 164–166 ► Page 172 ► Page 173 ► Pages 174–175 ► Page 176 ► Page 178

Tip: Base power block location does not include infeed. It must be ordered separately, if needed.

Tip: SmartTools options are available and easily ordered when using SmartTools software. If you do not have access to SmartTools software, these options can also be ordered using the normal Specials RFQ (Request For Quote) process.

Tip: Standard Privacy Wall ceiling heights are 8'0" through 10'0".

Tip: Panels for ceiling height of 10'1" to 11'0" are available in width up to 48"W only.

SmartTools Options	Price	Required to Specify
Parametric Ceiling Height (Available in 1" increments)	<ul style="list-style-type: none"> 7'5" through 7'11" 10'1" through 11'0" 	Use 8'0" price +\$163
Parametric Panel Widths (Available in 1" increments)	<ul style="list-style-type: none"> Non standard widths Non standard modular widths 	No cost No cost
Base	<ul style="list-style-type: none"> 4"H base 	+\$228 Specify to accept 4"H base.

► Specification Information, on next page

All-Glass Wall Panels, continued

SIN 711.1

► Options, on previous page

Specification Information

Width	Style Number	Base Price
-------	--------------	------------


Nominal Width	Modular Width	Style Number	Base Price
---------------	---------------	--------------	------------

All-Glass Wall Panels

6"	GPGS06	\$ 608
8"	GPGS08	\$ 608
18"	GPGS18	\$ 673
20"	GPGS20	\$ 673
24"	GPGS24	\$ 738
30"	GPGS30	\$ 751
36"	GPGS36	\$ 848
40"	GPGS40	\$ 859
42"	GPGS42	\$ 859
48"	GPGS48	\$ 959
60"	GPGS60	\$1232

Modular All-Glass Wall Panels

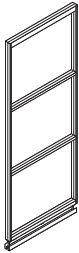
8"	6 ¹ / ₁₆ "	GPGM08	\$ 608
18"	16 ¹ / ₁₆ "	GPGM18	\$ 673
20"	18 ¹ / ₁₆ "	GPGM20	\$ 673
24"	22 ¹ / ₁₆ "	GPGM24	\$ 738
30"	28 ¹ / ₁₆ "	GPGM30	\$ 751
36"	34 ¹ / ₁₆ "	GPGM36	\$ 848
40"	38 ¹ / ₁₆ "	GPGM40	\$ 859
42"	40 ¹ / ₁₆ "	GPGM42	\$ 859
48"	46 ¹ / ₁₆ "	GPGM48	\$ 959
60"	58 ¹ / ₁₆ "	GPGM60	\$1232



SIN 711.1

Glass Wall Panels with Three Equal Divided Lites

SIN 711.1



Tip: Order ceiling track, feature strip, and continuous base trim separately.

Standard Includes	Required to Specify
<ul style="list-style-type: none"> Ceiling height from 8'0"H to 10'0"H, in one-inch increments 2³/₈"-thick panel with steel frame: paint Three, 1/4"-thick factory-installed lites: glass Floor track with adjustable levelers to accommodate continuous 5"H base trim (ordered separately) 	<ol style="list-style-type: none"> Style number Ceiling height Paint color number for frame and muntin Glass number for lite 1 (from top) Glass number for lite 2 Glass number for lite 3 Post extension Options, if selected (see below) <p>▶ See <i>Surface Materials</i>, page 194.</p>

Surface Materials	Options	Price	Required to Specify
	Glass frame surface		
	• Paint price group 1	No cost	Specify paint color number.
	• Paint price group 2	+\$ 28	Specify paint color number.
	• Paint price group 3	+\$ 47	Specify paint color number.
	Panel surfaces 8'0"H through 10'0"H (per lite), 6"W to 8"W		
	• Glass price group 1	No cost	Specify glass number for lite.
	• Glass price group 2	+\$ 34	Specify glass number for lite.
	• Glass price group 3	+\$ 43	Specify glass number for lite.
	• Glass price group 4	+\$ 65	Specify glass number for lite.
	• Glass price group 5	N.A.	Specify glass number for lite.
	• Glass price group 6	+\$129	Specify glass number for lite.
	▶ See <i>Surface Materials Reference Manual</i> .		
	Panel surfaces 8'0"H through 10'0"H (per lite), 18"W to 24"W		
	• Glass price group 1	No cost	Specify glass number for lite.
	• Glass price group 2	+\$100	Specify glass number for lite.
	• Glass price group 3	+\$122	Specify glass number for lite.
	• Glass price group 4	+\$195	Specify glass number for lite.
	• Glass price group 5	N.A.	Specify glass number for lite.
	• Glass price group 6	+\$381	Specify glass number for lite.
	▶ See <i>Surface Materials Reference Manual</i> .		
	Panel surfaces 8'0"H through 10'0"H (per lite), 30"W to 36"W		
	• Glass price group 1	No cost	Specify glass number for lite.
	• Glass price group 2	+\$152	Specify glass number for lite.
	• Glass price group 3	+\$179	Specify glass number for lite.
	• Glass price group 4	+\$289	Specify glass number for lite.
	• Glass price group 5	N.A.	Specify glass number for lite.
	• Glass price group 6	+\$571	Specify glass number for lite.
	▶ See <i>Surface Materials Reference Manual</i> .		
	Panel surfaces 8'0"H through 10'0"H (per lite), 40"W to 48"W		
	• Glass price group 1	No cost	Specify glass number for lite.
	• Glass price group 2	+\$203	Specify glass number for lite.
	• Glass price group 3	+\$242	Specify glass number for lite.
	• Glass price group 4	+\$385	Specify glass number for lite.
	• Glass price group 5	N.A.	Specify glass number for lite.
	• Glass price group 6	+\$760	Specify glass number for lite.
	▶ See <i>Surface Materials Reference Manual</i> .		
	Panel surfaces 8'0"H through 10'0"H (per lite), 60"W		
	• Glass price group 1	No cost	Specify glass number for lite.
	• Glass price group 2	+\$252	Specify glass number for lite.
	• Glass price group 3	+\$301	Specify glass number for lite.
	• Glass price group 4	+\$481	Specify glass number for lite.
	• Glass price group 5	N.A.	Specify glass number for lite.
	• Glass price group 6	+\$950	Specify glass number for lite.
	▶ See <i>Surface Materials Reference Manual</i> .		

▶ Options, continued on next page

SIN 711.1

► Options, continued from previous page

Options	Price	Required to Specify								
Post Extension <ul style="list-style-type: none"> • Post extensions modified to accommodate recessed ceiling track (ordered separately) • Post extensions modified to accommodate overlapping ceiling track (ordered separately) 	No cost	Specify with post extensions for recessed ceiling track interface.								
	No cost	Specify with post extensions for overlapping ceiling track interface.								
Ceiling Height <ul style="list-style-type: none"> • 8'0" through 9'0" • 9'1" through 10'0" 	No cost +\$ 93	Specify ceiling height in 1" increments. Specify ceiling height in 1" increments.								
Electrical Power (For panels 30"W through 60"W) <table border="0" style="width: 100%;"> <tr> <td style="width: 50%;">Base power block power schematic</td> <td style="width: 50%;"></td> </tr> <tr> <td>• 3+1</td> <td>+\$201</td> </tr> <tr> <td>• 2+2</td> <td>+\$201</td> </tr> <tr> <td>• 3SN</td> <td>+\$201</td> </tr> </table>	Base power block power schematic		• 3+1	+\$201	• 2+2	+\$201	• 3SN	+\$201		Specify with 3+1 power. Specify with 2+2 power. Specify with 3SN power.
Base power block power schematic										
• 3+1	+\$201									
• 2+2	+\$201									
• 3SN	+\$201									
Related Products <ul style="list-style-type: none"> • Ceiling tracks • Cornice track • Continuous base trim • Feature strips • Power receptacles • Power and communication cover plates • Infeeds • Modular harnesses • Field-installed powerkits 		<ul style="list-style-type: none"> ► Page 154 ► Page 159 ► Page 160 ► Pages 164–166 ► Page 172 ► Page 173 ► Pages 174–175 ► Page 176 ► Page 178 								

Tip: Base power block location does not include infeed. It must be ordered separately, if needed.

Tip: SmartTools options are available and easily ordered when using SmartTools software. If you do not have access to SmartTools software, these options can also be ordered using the normal Specials RFQ (Request For Quote) process.

Tip: Standard Privacy Wall ceiling heights are 8'0" through 10'0".

Tip: Panels for ceiling height of 10'1" to 11'0" are available in width up to 48"W only.

SmartTools Options	Price	Required to Specify
Muntin <ul style="list-style-type: none"> • Change to 1½"W or 2¼"W 	No cost	Specify muntin size.
<ul style="list-style-type: none"> • Change muntin location 	No cost	Specify muntin location.
Parametric Ceiling Height (Available in 1" increments) <ul style="list-style-type: none"> • 7'5" through 7'11" • 10'1" through 11'0" 	Use 8'0" price +\$163	Specify ceiling height in 1" increments. Specify ceiling height in 1" increments.
Parametric Panel Widths (Available in 1" increments) <ul style="list-style-type: none"> • Non standard widths • Non standard modular widths 	No cost No cost	Specify panel widths in 1" increments. Specify panel widths in 1" increments.
Base <ul style="list-style-type: none"> • 4"H base 	+\$228	Specify to accept 4"H base.

► Specification Information, on next page

Glass Wall Panels with Three Equal Divided Lites, continued

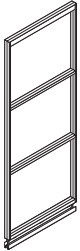
SIN 711.1

► Options, on previous page

Specification Information

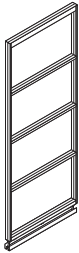
Width	Style Number	Base Price
Glass Wall Panels		
6"	GPGS3E06	\$ 926
8"	GPGS3E08	\$ 926
18"	GPGS3E18	\$ 974
20"	GPGS3E20	\$ 974
24"	GPGS3E24	\$1020
30"	GPGS3E30	\$1029
36"	GPGS3E36	\$1095
40"	GPGS3E40	\$1105
42"	GPGS3E42	\$1105
48"	GPGS3E48	\$1172
60"	GPGS3E60	\$1438

Nominal Width	Modular Width	Style Number	Base Price
Modular Glass Wall Panels			
8"	6 ¹ / ₁₆ "	GPGM3E08	\$ 926
18"	16 ¹ / ₁₆ "	GPGM3E18	\$ 974
20"	18 ¹ / ₁₆ "	GPGM3E20	\$ 974
24"	22 ¹ / ₁₆ "	GPGM3E24	\$1020
30"	28 ¹ / ₁₆ "	GPGM3E30	\$1029
36"	34 ¹ / ₁₆ "	GPGM3E36	\$1095
40"	38 ¹ / ₁₆ "	GPGM3E40	\$1105
42"	40 ¹ / ₁₆ "	GPGM3E42	\$1105
48"	46 ¹ / ₁₆ "	GPGM3E48	\$1172
60"	58 ¹ / ₁₆ "	GPGM3E60	\$1438



Glass Wall Panels with Four Equal Divided Lites

SIN 711.1



Tip: Order ceiling track, feature strip, and continuous base trim separately.

Standard Includes	Required to Specify
-------------------	---------------------

- Ceiling height from 8'0"H to 10'0"H, in one-inch increments
- 2³/₈"-thick panel with steel frame: paint
- Four, 1/4"-thick factory-installed lites: glass
- Floor track with adjustable levelers to accommodate continuous 5"H base trim (ordered separately)

- 1 Style number
 - 2 Ceiling height
 - 3 Paint color number for frame and muntin
 - 4 Glass number for lite 1 (from top)
 - 5 Glass number for lite 2
 - 6 Glass number for lite 3
 - 7 Glass number for lite 4
 - 8 Post extension
 - 9 Options, if selected (see below)
- ▶ See *Surface Materials*, page 194.

Surface Materials	Options	Price	Required to Specify
-------------------	---------	-------	---------------------

Glass frame surface

- Paint price group 1 No cost
- Paint price group 2 +\$ 28
- Paint price group 3 +\$ 47

- Specify paint color number.
Specify paint color number.
Specify paint color number.

Panel surfaces 8'0"H through 10'0"H (per lite), 6"W to 8"W

- Glass price group 1 No cost
- Glass price group 2 +\$ 25
- Glass price group 3 +\$ 32
- Glass price group 4 +\$ 49
- Glass price group 5 N.A.
- Glass price group 6 +\$ 95

- Specify glass number for lite.
Specify glass number for lite.
Specify glass number for lite.
Specify glass number for lite.
Specify glass number for lite.
Specify glass number for lite.

▶ See *Surface Materials Reference Manual*.

Panel surfaces 8'0"H through 10'0"H (per lite), 18"W to 24"W

- Glass price group 1 No cost
- Glass price group 2 +\$ 76
- Glass price group 3 +\$ 91
- Glass price group 4 +\$145
- Glass price group 5 N.A.
- Glass price group 6 +\$287

- Specify glass number for lite.
Specify glass number for lite.
Specify glass number for lite.
Specify glass number for lite.
Specify glass number for lite.
Specify glass number for lite.

▶ See *Surface Materials Reference Manual*.

Panel surfaces 8'0"H through 10'0"H (per lite), 30"W to 36"W

- Glass price group 1 No cost
- Glass price group 2 +\$116
- Glass price group 3 +\$136
- Glass price group 4 +\$218
- Glass price group 5 N.A.
- Glass price group 6 +\$429

- Specify glass number for lite.
Specify glass number for lite.
Specify glass number for lite.
Specify glass number for lite.
Specify glass number for lite.
Specify glass number for lite.

▶ See *Surface Materials Reference Manual*.

Panel surfaces 8'0"H through 10'0"H (per lite), 40"W to 48"W

- Glass price group 1 No cost
- Glass price group 2 +\$152
- Glass price group 3 +\$179
- Glass price group 4 +\$289
- Glass price group 5 N.A.
- Glass price group 6 +\$571

- Specify glass number for lite.
Specify glass number for lite.
Specify glass number for lite.
Specify glass number for lite.
Specify glass number for lite.
Specify glass number for lite.

▶ See *Surface Materials Reference Manual*.

Panel surfaces 8'0"H through 10'0"H (per lite), 60"W

- Glass price group 1 No cost
- Glass price group 2 +\$191
- Glass price group 3 +\$224
- Glass price group 4 +\$364
- Glass price group 5 N.A.
- Glass price group 6 +\$713

- Specify glass number for lite.
Specify glass number for lite.
Specify glass number for lite.
Specify glass number for lite.
Specify glass number for lite.
Specify glass number for lite.

▶ See *Surface Materials Reference Manual*.

▶ Options, continued on next page

► Options, continued from previous page

Options	Price	Required to Specify	
Post Extension	• Post extensions modified to accommodate recessed ceiling track (ordered separately)	No cost	Specify with post extensions for recessed ceiling track interface.
	• Post extensions modified to accommodate overlapping ceiling track (ordered separately)	No cost	Specify with post extensions for overlapping ceiling track interface.
Ceiling Height	• 8'0" through 9'0"	No cost	Specify ceiling height in 1" increments.
	• 9'1" through 10'0"	+\$ 93	Specify ceiling height in 1" increments.
Electrical Power (For panels 30"W through 60"W)	Base power block power schematic		
	• 3+1	+\$201	Specify with 3+1 power.
	• 2+2	+\$201	Specify with 2+2 power.
Related Products	• 3SN	+\$201	Specify with 3SN power.
	• Ceiling tracks		► Page 154
	• Cornice track		► Page 159
	• Continuous base trim		► Page 160
	• Feature strips		► Pages 164–166
	• Power receptacles		► Page 172
	• Power and communication cover plates		► Page 173
	• Infeeds		► Pages 174–175
	• Modular harnesses		► Page 176
	• Field-installed powerkits		► Page 178

Tip: Base power block location does not include infeed. It must be ordered separately, if needed.

Tip: SmartTools options are available and easily ordered when using SmartTools software. If you do not have access to SmartTools software, these options can also be ordered using the normal Specials RFQ (Request For Quote) process.

Tip: Specify additional muntin(s) for use in five- or six-lite assembly applications. Maximum of six lites.

Tip: Standard Privacy Wall ceiling heights are 8'0" through 10'0".

Tip: Panels for ceiling height of 10'1" to 11'0" are available in width up to 48"W only.

SmartTools Options	Price	Required to Specify	
Surface Materials	Glass for 5th and 6th lite opening		
	• See standard options for glass price group above	Specify glass number for lite 5 or 6.	
Muntin	Additional muntin		
	• Muntin	+\$177	Specify with muntin.
	Change muntin size		
• Change to 1½"W or 2¼"W	No cost	Specify muntin size.	
Change muntin location			
• Change muntin location	No cost	Specify muntin location.	
Parametric Ceiling Height (Available in 1" increments)	• 7'5" through 7'11"	Use 8'0" price	Specify ceiling height in 1" increments.
	• 10'1" through 11'0"	+\$163	Specify ceiling height in 1" increments.
Parametric Panel Widths (Available in 1" increments)	• Non standard widths	No cost	Specify panel widths in 1" increments.
	• Non standard modular widths	No cost	Specify panel widths in 1" increments.
Base	• 4"H base	+\$228	Specify to accept 4"H base.

► Specification Information, on next page

Glass Wall Panels with Four Equal Divided Lites, continued

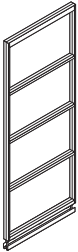
SIN 711.1

► Options, on previous page

Specification Information

Width	Style Number	Base Price
Glass Wall Panels		
6"	GPGS4E06	\$ 993
8"	GPGS4E08	\$ 993
18"	GPGS4E18	\$1044
20"	GPGS4E20	\$1044
24"	GPGS4E24	\$1094
30"	GPGS4E30	\$1104
36"	GPGS4E36	\$1175
40"	GPGS4E40	\$1186
42"	GPGS4E42	\$1186
48"	GPGS4E48	\$1259
60"	GPGS4E60	\$1544

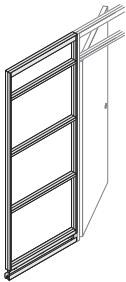
Nominal Width	Modular Width	Style Number	Base Price
Modular Glass Wall Panels			
8"	6 ¹ / ₁₆ "	GPGM4E08	\$ 993
18"	16 ¹ / ₁₆ "	GPGM4E18	\$1044
20"	18 ¹ / ₁₆ "	GPGM4E20	\$1044
24"	22 ¹ / ₁₆ "	GPGM4E24	\$1094
30"	28 ¹ / ₁₆ "	GPGM4E30	\$1104
36"	34 ¹ / ₁₆ "	GPGM4E36	\$1175
40"	38 ¹ / ₁₆ "	GPGM4E40	\$1186
42"	40 ¹ / ₁₆ "	GPGM4E42	\$1186
48"	46 ¹ / ₁₆ "	GPGM4E48	\$1259
60"	58 ¹ / ₁₆ "	GPGM4E60	\$1544



Glass Wall Panels with Four Divided Lites

Transom-Aligned Top Lite

SIN 711.1



Tip: Order ceiling track, feature strip, and continuous base trim separately.

Standard Includes	Required to Specify
-------------------	---------------------

- Ceiling height from 8'0"H to 10'0"H, in one-inch increments
- 2³/₈"-thick panel with steel frame: paint
- Four, 1/4"-thick factory-installed lites—top lite is transom aligned, bottom three are of equal height: glass
- Floor track with adjustable levelers to accommodate continuous 5"H base trim (ordered separately)

- 1 Style number
 - 2 Ceiling height
 - 3 Paint color number for frame and muntin
 - 4 Glass number for lite 1 (from top)
 - 5 Glass number for lite 2
 - 6 Glass number for lite 3
 - 7 Glass number for lite 4
 - 8 Post extension
 - 9 Options, if selected (see below)
- ▶ See *Surface Materials*, page 194.

Options	Price	Required to Specify
---------	-------	---------------------

Surface Materials

Glass frame surface

- Paint price group 1 No cost
- Paint price group 2 +\$ 28
- Paint price group 3 +\$ 47

- Specify paint color number.
Specify paint color number.
Specify paint color number.

Top lite glass panel surfaces 8'0"H through 10'0"H (per lite), 6"W to 8"W

- Glass price group 1 No cost
- Glass price group 2 +\$ 17
- Glass price group 3 +\$ 23
- Glass price group 4 +\$ 34
- Glass price group 5 N.A.
- Glass price group 6 +\$ 69

- Specify glass number for lite.
Specify glass number for lite.
Specify glass number for lite.
Specify glass number for lite.
Specify glass number for lite.
Specify glass number for lite.

▶ See *Surface Materials Reference Manual*.

Lower three lites glass panels surfaces 8'0"H through 10'0"H (per lite), 6"W to 8"W

- Glass price group 1 No cost
- Glass price group 2 +\$ 28
- Glass price group 3 +\$ 34
- Glass price group 4 +\$ 53
- Glass price group 5 N.A.
- Glass price group 6 +\$103

- Specify glass number for lite.
Specify glass number for lite.
Specify glass number for lite.
Specify glass number for lite.
Specify glass number for lite.
Specify glass number for lite.

▶ See *Surface Materials Reference Manual*.

Top lite glass panel surfaces 8'0"H through 10'0"H (per lite), 18"W to 24"W

- Glass price group 1 No cost
- Glass price group 2 +\$ 55
- Glass price group 3 +\$ 65
- Glass price group 4 +\$103
- Glass price group 5 N.A.
- Glass price group 6 +\$203

- Specify glass number for lite.
Specify glass number for lite.
Specify glass number for lite.
Specify glass number for lite.
Specify glass number for lite.
Specify glass number for lite.

▶ See *Surface Materials Reference Manual*.

Lower three lites glass panels surfaces 8'0"H through 10'0"H (per lite), 18"W to 24"W

- Glass price group 1 No cost
- Glass price group 2 +\$ 83
- Glass price group 3 +\$ 98
- Glass price group 4 +\$157
- Glass price group 5 N.A.
- Glass price group 6 +\$308

- Specify glass number for lite.
Specify glass number for lite.
Specify glass number for lite.
Specify glass number for lite.
Specify glass number for lite.
Specify glass number for lite.

▶ See *Surface Materials Reference Manual*.

▶ Options, continued on next page

► Options, continued from previous page

Options	Price	Required to Specify	
Surface Materials	Top lite glass panel surfaces 8'0"H through 10'0"H (per lite), 30"W to 36"W		
	• Glass price group 1	No cost	Specify glass number for lite.
	• Glass price group 2	+\$ 81	Specify glass number for lite.
	• Glass price group 3	+\$ 95	Specify glass number for lite.
	• Glass price group 4	+\$155	Specify glass number for lite.
	• Glass price group 5	N.A.	Specify glass number for lite.
	• Glass price group 6	+\$303	Specify glass number for lite.
	► See <i>Surface Materials Reference Manual</i> .		
	Lower three lites glass panels surfaces 8'0"H through 10'0"H (per lite), 30"W to 36"W		
	• Glass price group 1	No cost	Specify glass number for lite.
	• Glass price group 2	+\$124	Specify glass number for lite.
	• Glass price group 3	+\$148	Specify glass number for lite.
	• Glass price group 4	+\$234	Specify glass number for lite.
	• Glass price group 5	N.A.	Specify glass number for lite.
	• Glass price group 6	+\$462	Specify glass number for lite.
	► See <i>Surface Materials Reference Manual</i> .		
	Top lite glass panel surfaces 8'0"H through 10'0"H (per lite), 40"W to 48"W		
	• Glass price group 1	No cost	Specify glass number for lite.
	• Glass price group 2	+\$108	Specify glass number for lite.
	• Glass price group 3	+\$129	Specify glass number for lite.
	• Glass price group 4	+\$205	Specify glass number for lite.
	• Glass price group 5	N.A.	Specify glass number for lite.
	• Glass price group 6	+\$404	Specify glass number for lite.
► See <i>Surface Materials Reference Manual</i> .			
Lower three lites glass panels surfaces 8'0"H through 10'0"H (per lite), 40"W to 48"W			
• Glass price group 1	No cost	Specify glass number for lite.	
• Glass price group 2	+\$163	Specify glass number for lite.	
• Glass price group 3	+\$197	Specify glass number for lite.	
• Glass price group 4	+\$312	Specify glass number for lite.	
• Glass price group 5	N.A.	Specify glass number for lite.	
• Glass price group 6	+\$615	Specify glass number for lite.	
► See <i>Surface Materials Reference Manual</i> .			
Top lite glass panel surfaces 8'0"H through 10'0"H (per lite), 60"W			
• Glass price group 1	No cost	Specify glass number for lite.	
• Glass price group 2	+\$136	Specify glass number for lite.	
• Glass price group 3	+\$161	Specify glass number for lite.	
• Glass price group 4	+\$254	Specify glass number for lite.	
• Glass price group 5	N.A.	Specify glass number for lite.	
• Glass price group 6	+\$505	Specify glass number for lite.	
► See <i>Surface Materials Reference Manual</i> .			
Lower three lites glass panels surfaces 8'0"H through 10'0"H (per lite), 60"W			
• Glass price group 1	No cost	Specify glass number for lite.	
• Glass price group 2	+\$205	Specify glass number for lite.	
• Glass price group 3	+\$244	Specify glass number for lite.	
• Glass price group 4	+\$390	Specify glass number for lite.	
• Glass price group 5	N.A.	Specify glass number for lite.	
• Glass price group 6	+\$769	Specify glass number for lite.	
► See <i>Surface Materials Reference Manual</i> .			
Post Extension	• Post extensions modified to accommodate recessed ceiling track (ordered separately)	No cost	Specify with <i>post extensions for recessed ceiling track interface</i> .
	• Post extensions modified to accommodate overlapping ceiling track (ordered separately)	No cost	Specify with <i>post extensions for overlapping ceiling track interface</i> .
Ceiling Height	• 8'0" through 9'0"	No cost	Specify ceiling height in 1" increments.
	• 9'1" through 10'0"	+\$ 93	Specify ceiling height in 1" increments.

► Options, continued on next page

Glass Wall Panels with Four Divided Lites, Transom-Aligned Top Lite, continued

SIN 711.1

► Options, continued from previous page

Tip: Base power block location does not include infeed. It must be ordered separately, if needed.

Options	Price	Required to Specify
Electrical Power (For panels 30"W through 60"W)	Base power block power schematic <ul style="list-style-type: none"> • 3+1 +\$201 • 2+2 +\$201 • 3SN +\$201 	Specify with 3+1 power. Specify with 2+2 power. Specify with 3SN power.
Related Products	<ul style="list-style-type: none"> • Ceiling tracks • Cornice track • Continuous base trim • Feature strips • Power receptacles • Power and communication cover plates • Infeeds • Modular harnesses • Field-installed powerkits 	<ul style="list-style-type: none"> ► Page 154 ► Page 159 ► Page 160 ► Pages 164–166 ► Page 172 ► Page 173 ► Pages 174–175 ► Page 176 ► Page 178

Tip: SmartTools options are available and easily ordered when using SmartTools software. If you do not have access to SmartTools software, these options can also be ordered using the normal Specials RFQ (Request For Quote) process.

SmartTools Options	Price	Required to Specify
Surface Materials	Glass for 5th and 6th lite opening <ul style="list-style-type: none"> • See standard options for lower three lites glass price group above 	Specify glass number for lite 5 or 6.
Muntin	Additional muntin <ul style="list-style-type: none"> • Muntin +\$177 	Specify with muntin.
	Change muntin size <ul style="list-style-type: none"> • Change to 1½"W or 2¼"W No cost 	Specify muntin size.
	Change muntin location <ul style="list-style-type: none"> • Change muntin location No cost 	Specify muntin location.
Parametric Ceiling Height (Available in 1" increments)	<ul style="list-style-type: none"> • 7'5" through 7'11" Use 8'0" price • 10'1" through 11'0" +\$163 	Specify ceiling height in 1" increments. Specify ceiling height in 1" increments.
Parametric Panel Widths (Available in 1" increments)	<ul style="list-style-type: none"> • Non standard widths No cost • Non standard modular widths No cost 	Specify panel widths in 1" increments. Specify panel widths in 1" increments.
Base	<ul style="list-style-type: none"> • 4"H base +\$228 	Specify to accept 4"H base.

Tip: Specify additional muntin(s) for use in five- or six-lite assembly applications. Maximum of six lites.

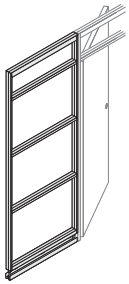
Tip: Standard Privacy Wall ceiling heights are 8'0" through 10'0".

Tip: Panels for ceiling height of 10'1" to 11'0" are available in width up to 48"W only.

Specification Information

Width	Style Number	Base Price
Glass Wall Panels		
6"	GPGS4L06	\$ 935
8"	GPGS4L08	\$ 935
18"	GPGS4L18	\$ 983
20"	GPGS4L20	\$ 983
24"	GPGS4L24	\$1030
30"	GPGS4L30	\$1039
36"	GPGS4L36	\$1106
40"	GPGS4L40	\$1115
42"	GPGS4L42	\$1115
48"	GPGS4L48	\$1185
60"	GPGS4L60	\$1453


Nominal Width	Modular Width	Style Number	Base Price
Modular Glass Wall Panels			
8"	6 ¹ / ₁₆ "	GPGM4L08	\$ 935
18"	16 ¹ / ₁₆ "	GPGM4L18	\$ 983
20"	18 ¹ / ₁₆ "	GPGM4L20	\$ 983
24"	22 ¹ / ₁₆ "	GPGM4L24	\$1030
30"	28 ¹ / ₁₆ "	GPGM4L30	\$1039
36"	34 ¹ / ₁₆ "	GPGM4L36	\$1106
40"	38 ¹ / ₁₆ "	GPGM4L40	\$1115
42"	40 ¹ / ₁₆ "	GPGM4L42	\$1115
48"	46 ¹ / ₁₆ "	GPGM4L48	\$1185
60"	58 ¹ / ₁₆ "	GPGM4L60	\$1453



Glass Wall Panels with Two Divided Lites

Transom-Aligned Top Lite

SIN 711.1



Tip: Order ceiling track, feature strip, and continuous base trim separately.

Standard Includes	Required to Specify
-------------------	---------------------

- Ceiling height from 8'0"H to 10'0"H, in one-inch increments
- 2³/₈"-thick panel with steel frame: paint
- Two, 1/4"-thick factory-installed lites—top lite is transom aligned: glass
- Floor track with adjustable levelers to accommodate continuous 5"H base trim (ordered separately)

- 1 Style number
 - 2 Ceiling height
 - 3 Paint color number for frame and muntin
 - 4 Glass number for lite 1 (from top)
 - 5 Glass number for lite 2
 - 6 Post extension
 - 7 Options, if selected (see below)
- ▶ See *Surface Materials*, page 194.

Options	Price	Required to Specify
---------	-------	---------------------

Surface Materials

Glass frame surface

- Paint price group 1 No cost
- Paint price group 2 +\$ 28
- Paint price group 3 +\$ 47

- Specify paint color number.
Specify paint color number.
Specify paint color number.

Top lite glass panel surfaces 8'0"H through 10'0"H (per lite), 6"W to 8"W

- Glass price group 1 No cost
- Glass price group 2 +\$ 17
- Glass price group 3 +\$ 23
- Glass price group 4 +\$ 34
- Glass price group 5 N.A.
- Glass price group 6 +\$ 69

- Specify glass number for lite.
Specify glass number for lite.
Specify glass number for lite.
Specify glass number for lite.
Specify glass number for lite.
Specify glass number for lite.

▶ See *Surface Materials Reference Manual*.

Lower lite glass panel surfaces 8'0"H through 10'0"H (per lite), 6"W to 8"W

- Glass price group 1 No cost
- Glass price group 2 +\$ 83
- Glass price group 3 +\$ 98
- Glass price group 4 +\$157
- Glass price group 5 N.A.
- Glass price group 6 +\$308

- Specify glass number for lite.
Specify glass number for lite.
Specify glass number for lite.
Specify glass number for lite.
Specify glass number for lite.
Specify glass number for lite.

▶ See *Surface Materials Reference Manual*.

Top lite glass panel surfaces 8'0"H through 10'0"H (per lite), 18"W to 24"W

- Glass price group 1 No cost
- Glass price group 2 +\$ 55
- Glass price group 3 +\$ 65
- Glass price group 4 +\$103
- Glass price group 5 N.A.
- Glass price group 6 +\$203

- Specify glass number for lite.
Specify glass number for lite.
Specify glass number for lite.
Specify glass number for lite.
Specify glass number for lite.
Specify glass number for lite.

▶ See *Surface Materials Reference Manual*.

Lower lite glass panel surfaces 8'0"H through 10'0"H (per lite), 18"W to 24"W

- Glass price group 1 No cost
- Glass price group 2 +\$246
- Glass price group 3 +\$291
- Glass price group 4 +\$468
- Glass price group 5 N.A.
- Glass price group 6 +\$923

- Specify glass number for lite.
Specify glass number for lite.
Specify glass number for lite.
Specify glass number for lite.
Specify glass number for lite.
Specify glass number for lite.

▶ See *Surface Materials Reference Manual*.

▶ Options, continued on next page

SIN 711.1

► Options, continued from previous page

Options	Price	Required to Specify	
Surface Materials	Top lite glass panel surfaces 8'0"H through 10'0"H (per lite), 30"W to 36"W		
	• Glass price group 1	No cost	Specify glass number for lite.
	• Glass price group 2	+\$ 81	Specify glass number for lite.
	• Glass price group 3	+\$ 95	Specify glass number for lite.
	• Glass price group 4	+\$ 155	Specify glass number for lite.
	• Glass price group 5	N.A.	Specify glass number for lite.
	• Glass price group 6	+\$ 303	Specify glass number for lite.
	► See <i>Surface Materials Reference Manual</i> .		
	Lower lite glass panel surfaces 8'0"H through 10'0"H (per lite), 30"W to 36"W		
	• Glass price group 1	No cost	Specify glass number for lite.
	• Glass price group 2	+\$ 368	Specify glass number for lite.
	• Glass price group 3	+\$ 439	Specify glass number for lite.
	• Glass price group 4	+\$ 700	Specify glass number for lite.
	• Glass price group 5	N.A.	Specify glass number for lite.
	• Glass price group 6	+\$1383	Specify glass number for lite.
	► See <i>Surface Materials Reference Manual</i> .		
	Top lite glass panel surfaces 8'0"H through 10'0"H (per lite), 40"W to 48"W		
	• Glass price group 1	No cost	Specify glass number for lite.
	• Glass price group 2	+\$ 108	Specify glass number for lite.
	• Glass price group 3	+\$ 129	Specify glass number for lite.
	• Glass price group 4	+\$ 205	Specify glass number for lite.
	• Glass price group 5	N.A.	Specify glass number for lite.
	• Glass price group 6	+\$ 404	Specify glass number for lite.
	► See <i>Surface Materials Reference Manual</i> .		
	Lower lite glass panel surfaces 8'0"H through 10'0"H (per lite), 40"W to 48"W		
	• Glass price group 1	No cost	Specify glass number for lite.
	• Glass price group 2	+\$ 489	Specify glass number for lite.
	• Glass price group 3	+\$ 584	Specify glass number for lite.
	• Glass price group 4	+\$ 934	Specify glass number for lite.
	• Glass price group 5	N.A.	Specify glass number for lite.
	• Glass price group 6	+\$1843	Specify glass number for lite.
	► See <i>Surface Materials Reference Manual</i> .		
	Top lite glass panel surfaces 8'0"H through 10'0"H (per lite), 60"W		
	• Glass price group 1	No cost	Specify glass number for lite.
	• Glass price group 2	+\$ 136	Specify glass number for lite.
	• Glass price group 3	+\$ 161	Specify glass number for lite.
	• Glass price group 4	+\$ 254	Specify glass number for lite.
	• Glass price group 5	N.A.	Specify glass number for lite.
	• Glass price group 6	+\$ 505	Specify glass number for lite.
	► See <i>Surface Materials Reference Manual</i> .		
	Lower lite glass panel surfaces 8'0"H through 10'0"H (per lite), 60"W		
	• Glass price group 1	No cost	Specify glass number for lite.
	• Glass price group 2	+\$ 611	Specify glass number for lite.
	• Glass price group 3	+\$ 729	Specify glass number for lite.
	• Glass price group 4	+\$1169	Specify glass number for lite.
	• Glass price group 5	N.A.	Specify glass number for lite.
	• Glass price group 6	+\$2305	Specify glass number for lite.
	► See <i>Surface Materials Reference Manual</i> .		
Post Extension	• Post extensions modified to accommodate recessed ceiling track (ordered separately)	No cost	Specify with post extensions for recessed ceiling track interface.
	• Post extensions modified to accommodate overlapping ceiling track (ordered separately)	No cost	Specify with post extensions for overlapping ceiling track interface.
Ceiling Height	• 8'0" through 9'0"	No cost	Specify ceiling height in 1" increments.
	• 9'1" through 10'0"	+\$ 93	Specify ceiling height in 1" increments.

► Options, continued on next page

Glass Wall Panels with Two Divided Lites Transom-Aligned Top Lite, continued

SIN 711.1

► Options, continued from previous page

Tip: Base power block location does not include infeed. It must be ordered separately, if needed.

Options	Price	Required to Specify
Electrical Power (For panels 30"W through 60"W)	Base power block power schematic <ul style="list-style-type: none"> • 3+1 +\$201 • 2+2 +\$201 • 3SN +\$201 	Specify with 3+1 power. Specify with 2+2 power. Specify with 3SN power.
Related Products	<ul style="list-style-type: none"> • Ceiling tracks • Cornice track • Continuous base trim • Feature strips • Power receptacles • Power and communication cover plates • Infeeds • Modular harnesses • Field-installed powerkits 	<ul style="list-style-type: none"> ► Page 154 ► Page 159 ► Page 160 ► Pages 164–166 ► Page 172 ► Page 173 ► Pages 174–175 ► Page 176 ► Page 178

Tip: SmartTools options are available and easily ordered when using SmartTools software. If you do not have access to SmartTools software, these options can also be ordered using the normal Specials RFQ (Request For Quote) process.

SmartTools Options	Price	Required to Specify
Muntin	Change muntin size <ul style="list-style-type: none"> • Change to 1½"W or 2¼"W No cost 	Specify muntin size.
	Change muntin location <ul style="list-style-type: none"> • Change muntin location No cost 	Specify muntin location.
Parametric Ceiling Height (Available in 1" increments)	<ul style="list-style-type: none"> • 7'5" through 7'11" Use 8'0" price • 10'1" through 11'0" +\$163 	Specify ceiling height in 1" increments. Specify ceiling height in 1" increments.
Parametric Panel Widths (Available in 1" increments)	<ul style="list-style-type: none"> • Non standard widths No cost • Non standard modular widths No cost 	Specify panel widths in 1" increments. Specify panel widths in 1" increments.
Base	<ul style="list-style-type: none"> • 4"H base +\$228 	Specify to accept 4"H base.


Tip: Standard Privacy Wall ceiling heights are 8'0" through 10'0".

Tip: Panels for ceiling height of 10'1" to 11' are available in width up to 48"W only.

Specification Information

Width	Style Number	Base Price
Glass Wall Panels		
6"	GPGS2L06	\$ 730
8"	GPGS2L08	\$ 730
18"	GPGS2L18	\$ 787
20"	GPGS2L20	\$ 787
24"	GPGS2L24	\$ 844
30"	GPGS2L30	\$ 859
36"	GPGS2L36	\$ 938
40"	GPGS2L40	\$ 948
42"	GPGS2L42	\$ 948
48"	GPGS2L48	\$1032
60"	GPGS2L60	\$1303

Nominal Width	Modular Width	Style Number	Base Price
Modular Glass Wall Panels			
8"	6 ¹ / ₁₆ "	GPGM2L08	\$ 730
18"	16 ¹ / ₁₆ "	GPGM2L18	\$ 787
20"	18 ¹ / ₁₆ "	GPGM2L20	\$ 787
24"	22 ¹ / ₁₆ "	GPGM2L24	\$ 844
30"	28 ¹ / ₁₆ "	GPGM2L30	\$ 859
36"	34 ¹ / ₁₆ "	GPGM2L36	\$ 938
40"	38 ¹ / ₁₆ "	GPGM2L40	\$ 948
42"	40 ¹ / ₁₆ "	GPGM2L42	\$ 948
48"	46 ¹ / ₁₆ "	GPGM2L48	\$1032
60"	58 ¹ / ₁₆ "	GPGM2L60	\$1303



Clerestory Wall Panels

Transom-Aligned Top Lite

SIN 711.1



Tip: Order ceiling track, feature strip, and continuous base trim separately.

Tip: Paint price group 2 is only available on panels 36"W or smaller.

Tip: For information regarding Etched and Pattern Glass Planning, see the Architectural Solutions Specification Guide.

Tip: Customer's Own Glass is available as a special at this time.

Standard Includes	Required to Specify
<ul style="list-style-type: none"> • Frame: paint • Ceiling height from 8'0"H to 10'0"H, in one-inch increments • 2³/₈"-thick panel with steel surfaces: paint • 1/4"-thick factory-installed Clerestory lite: glass • Integral slotted verticals • Hollow core panel for cable and power routing • Floor track with adjustable levelers to accommodate continuous 5"H base trim (ordered separately) 	<ol style="list-style-type: none"> 1 Style number 2 Paint color number for frame 3 Ceiling height 4 Paint color number for side 1 5 Paint color number for side 2 6 Glass number for Clerestory lite 7 Post extension 8 Options, if selected (see below) <p>▶ See <i>Surface Materials</i>, page 194.</p>

Options	Price	Required to Specify
Surface Materials		
Glass frame surface		
• Paint price group 1	No cost	Specify paint color number.
• Paint price group 2	+\$ 12	Specify paint color number.
• Paint price group 3	+\$ 23	Specify paint color number.
Lower panel solid surfaces 8'0"H through 10'0"H (per side), 18"W to 24"W		
• Paint price group 1	No cost	Specify paint color number.
• Paint price group 2	+\$ 17	Specify paint color number.
• Paint price group 3	+\$ 32	Specify paint color number.
• Fabric price group 1	+\$138	Specify fabric color number for side 1 and/or side 2.
• Fabric price group 2	+\$195	Specify fabric color number for side 1 and/or side 2.
• Fabric price group 3	+\$256	Specify fabric color number for side 1 and/or side 2.
• Fabric price group 5	+\$324	Specify fabric color number for side 1 and/or side 2.
• Customer's Own Material/Vinyl (COM)	+\$133	▶ See <i>Surface Materials Reference Manual</i> .
Clerestory Lite Glass Panels 8'0"H through 10'0"H		
• Glass price group 1	No cost	Specify glass number for lite.
• Glass price group 2	+\$ 55	Specify glass number for lite.
• Glass price group 3	+\$ 65	Specify glass number for lite.
• Glass price group 4	+\$103	Specify glass number for lite.
• Glass price group 5	N.A.	Specify glass number for lite.
• Glass price group 6	+\$203	Specify glass number for lite.
Lower panel surfaces 8'0"H through 10'0"H (per side), 30"W to 36"W		
• Paint price group 1	No cost	Specify paint color number.
• Paint price group 2	+\$ 36	Specify paint color number.
• Paint price group 3	+\$ 55	Specify paint color number.
• Fabric price group 1	+\$211	Specify fabric color number for side 1 and/or side 2.
• Fabric price group 2	+\$313	Specify fabric color number for side 1 and/or side 2.
• Fabric price group 3	+\$463	Specify fabric color number for side 1 and/or side 2.
• Fabric price group 5	+\$603	Specify fabric color number for side 1 and/or side 2.
• Customer's Own Material/Vinyl (COM)	+\$195	▶ See <i>Surface Materials Reference Manual</i> .
▶ Options, continued on next page		

► Options, continued from previous page

Options	Price	Required to Specify
Surface Materials		
Clerestory Lite Glass Panels 8'0"H through 10'0"H		
• Glass price group 1	No cost	Specify glass number for lite.
• Glass price group 2	+\$ 81	Specify glass number for lite.
• Glass price group 3	+\$ 95	Specify glass number for lite.
• Glass price group 4	+\$155	Specify glass number for lite.
• Glass price group 5	N.A.	Specify glass number for lite.
• Glass price group 6	+\$303	Specify glass number for lite.
Lower panel surfaces 8'0"H through 10'0"H (per side), 40"W to 48"W		
• Paint price group 1	No cost	Specify paint color number.
• Paint price group 3	+\$ 55	Specify paint color number.
• Fabric price group 1	+\$211	Specify fabric color number for side 1 and/or side 2.
• Fabric price group 2	+\$313	Specify fabric color number for side 1 and/or side 2.
• Fabric price group 3	+\$463	Specify fabric color number for side 1 and/or side 2.
• Fabric price group 5	+\$603	Specify fabric color number for side 1 and/or side 2.
• Customer's Own Material/Vinyl (COM)	+\$195	► See <i>Surface Materials Reference Manual</i> .
Clerestory Lite Glass Panels 8'0"H through 10'0"H		
• Glass price group 1	No cost	Specify glass number for lite.
• Glass price group 2	+\$108	Specify glass number for lite.
• Glass price group 3	+\$129	Specify glass number for lite.
• Glass price group 4	+\$205	Specify glass number for lite.
• Glass price group 5	N.A.	Specify glass number for lite.
• Glass price group 6	+\$404	Specify glass number for lite.
Lower panel surfaces 8'0"H through 10'0"H (per side) 60"W		
• Paint price group 1	No cost	Specify paint color number.
• Paint price group 2	+\$ 36	Specify paint color number.
• Paint price group 3	+\$ 55	Specify paint color number.
• Fabric price group 1	+\$211	Specify fabric color number for side 1 and/or side 2.
• Fabric price group 2	+\$313	Specify fabric color number for side 1 and/or side 2.
• Fabric price group 3	+\$463	Specify fabric color number for side 1 and/or side 2.
• Fabric price group 5	+\$603	Specify fabric color number for side 1 and/or side 2.
• Customer's Own Material/Vinyl (COM)	+\$195	► See <i>Surface Materials Reference Manual</i> .
Clerestory Lite Glass Panels 8'0"H through 10'0"H		
• Glass price group 1	No cost	Specify glass number for lite.
• Glass price group 2	+\$136	Specify glass number for lite.
• Glass price group 3	+\$161	Specify glass number for lite.
• Glass price group 4	+\$254	Specify glass number for lite.
• Glass price group 5	N.A.	Specify glass number for lite.
• Glass price group 6	+\$505	Specify glass number for lite.

Privacy Wall

Tip: Vinyl is not available on 60"W panels.

Tip: Customer's Own Glass is available as a special at this time.

► Options, continued on next page

Clerestory Wall Panels Transom-Aligned Top Lite, continued

SIN 711.1

► Options, continued from previous page

	Options	Price	Required to Specify
Post Extension (For panels 30"W through 60"W)	• Post extensions modified to accommodate recessed ceiling track (ordered separately)	No cost	Specify with post extensions for recessed ceiling track interface.
	• Post extensions modified to accommodate overlapping ceiling track (ordered separately)	No cost	Specify with post extensions for overlapping ceiling track interface.
Ceiling Height	• 8'0" through 9'0"	No cost	Specify ceiling height in 1" increments.
	• 9'1" through 10'0"	+\$ 93	Specify ceiling height in 1" increments.
Electrical Power	Power block location		
	• Base • ADA height • Desk height	+\$201 +\$733 +\$733	Specify with power block location at base. Specify with power block location at ADA height. Specify with power block location at desk height.
	Power schematic		
	• 3+1 • 2+2 • 3SN	No cost No cost No cost	Specify with 3+1 power. Specify with 2+2 power. Specify with 3SN power.
	New York City/Chicago power prep		
	• NYC/CHI at ADA or desk height side 1 • NYC/CHI at ADA or desk height side 2 • NYC/CHI at ADA or desk height sides 1 and 2	+\$ 25 +\$ 25 +\$ 50	Specify with NYC/CHI at ADA or desk height side 1. Specify with NYC/CHI at ADA or desk height side 2. Specify with NYC/CHI at ADA or desk height sides 1 and 2.
	Receptacle cutouts		
	• Power side 1 • Power side 2 • Power sides 1 and 2 • Power/comm side 1 • Power/comm side 2 • Power/comm sides 1 and 2	No cost No cost +\$ 25 No cost No cost +\$ 25	Specify with power side 1. Specify with power side 2. Specify with power sides 1 and 2. Specify with power/comm side 1. Specify with power/comm side 2. Specify with power/comm sides 1 and 2.
	Floor infeeds		
	• Bottom left hardwire • Bottom left modular	No cost +\$ 93	Specify with bottom left hardwire. Specify with bottom left modular.
Related Products	• Ceiling tracks • Cornice track • Continuous base trim • Feature strips • Power receptacles • Power and communication cover plates • Infeeds • Modular harnesses • Field-installed powerkits		► Page 154 ► Page 159 ► Page 160 ► Pages 164–166 ► Page 172 ► Page 173 ► Pages 174–175 ► Page 176 ► Page 178

► Options, continued on next page

Tip: To price power in two locations, add the upcharges together.

Tip: Infeed is included in the price of ADA- or desk-height receptacle power location option. Base power block location does not include infeed. It must be ordered separately, if needed.

Tip: Base power block location does not include infeed. It must be ordered separately, if needed.

Tip: NYC/CHI prices replace the receptacle power location option prices when selected.

Tip: Order power and communication and power-only cover plates separately.

SIN 711.1

► Options, continued from previous page

SmartTools Options	Price	Required to Specify
7610 White Markerboard Surface <ul style="list-style-type: none"> • 6"W through 24"W • 25"W through 36"W • 37"W through 48"W 	+\$487 +\$523 +\$559	Specify with markerboard. Specify with markerboard. Specify with markerboard.
Muntin <ul style="list-style-type: none"> • Muntin 	+\$209	Specify with muntin.
Change muntin size <ul style="list-style-type: none"> • Change to 1½"W or 2¼"W 	No cost	Specify muntin size.
Change muntin location <ul style="list-style-type: none"> • Change muntin location 	No cost	Specify muntin location.
Parametric Ceiling Height (Available in 1" increments)	• 10'1" through 11'0" +\$163	Specify ceiling height in 1" increments.
Parametric Panel Widths (Available in 1" increments)	• Non standard widths • Non standard modular widths No cost No cost	Specify panel widths in 1" increments. Specify panel widths in 1" increments.
Base <ul style="list-style-type: none"> • 4"H base 	+\$ 63	Specify to accept 4"H base.

Tip: SmartTools options are available and easily ordered when using SmartTools software. If you do not have access to SmartTools software, these options can also be ordered using the normal Specials RFQ (Request For Quote) process.

Tip: Markerboard surface cannot exceed 48"W.

Tip: Maximum of two lites.

Tip: Standard Privacy Wall ceiling heights are 8'0" through 10'0".

Tip: Panels for ceiling height of 10'1" to 11'0" are available in width up to 48"W only.



Specification Information

Width	Style Number	Base Price	Nominal Width	Modular Width	Style Number	Base Price
Clerestory Panels						
18"	GPGSC18	\$1151	18"	16 ¹ / ₁₆ "	GPGMC18	\$1151
20"	GPGSC20	\$1151	20"	18 ¹ / ₁₆ "	GPGMC20	\$1151
24"	GPGSC24	\$1214	24"	22 ¹ / ₁₆ "	GPGMC24	\$1214
30"	GPGSC30	\$1277	30"	28 ¹ / ₁₆ "	GPGMC30	\$1277
36"	GPGSC36	\$1319	36"	34 ¹ / ₁₆ "	GPGMC36	\$1319
40"	GPGSC40	\$1360	40"	38 ¹ / ₁₆ "	GPGMC40	\$1360
42"	GPGSC42	\$1360	42"	40 ¹ / ₁₆ "	GPGMC42	\$1360
48"	GPGSC48	\$1406	48"	46 ¹ / ₁₆ "	GPGMC48	\$1406
60"	GPGSC60	\$1818	60"	58 ¹ / ₁₆ "	GPGMC60	\$1818

Power Options

SIN 711.1

This page guides you through specifying Privacy Wall panels. Use these steps to specify factory-installed power components or communication openings in panels, or to have the factory alter panels to accommodate field-installed power.

Tip: Chicago and New York City electrical code requires field-supplied components to be field installed.

Factory-installed power components are available in all Privacy Wall panels. Use the options on this page to tell the factory how to assemble your panels so they include the power components you want.

Field-installed power components are required in New York City and Chicago. To streamline installation, use the options on this page to tell the factory how to modify the panels so they are ready to accept the power components you must order or supply separately. For details about how power is accommodated in Privacy Wall panels, see:
▶ *Architectural Solutions Specification Guide.*

Specifying

Panels

1 Choose appropriate panel width to accommodate power and communication receptacles. See the table below for minimum widths.

Power and Communication

Desk height and ADA height

- 30"W standard panel
- 30"W (nominal) modular panel

At base

- 30"W standard panel
- 30"W (nominal) modular panel

2 Power schematic

Specify the power schematic:

- 4-circuit, 3+1
- 4-circuit, 2+2
- 3-circuit, separate neutrals (3SN)
- Chicago and New York City power and communication power prep

3 Power locations

Specify one or more of the following power locations that is available on the panel type you have chosen:

- Desk height
- ADA height
- Base
- Base and desk height
- Base and ADA height
- Desk and ADA
- Desk, ADA, and base

4 Utility choices by locations

Cutouts are only available in the positions you specified for power locations in step 3. See the table below for utility choices and designate side 1, side 2, or both side 1 and side 2.

Tip: For New York City and Chicago power prep options, no specification for utility choice at base height is needed because you add components in the field.

Desk height

- Power only
- Power and communication

ADA height

- Power only
- Power and communication

Base height

- Power only
- Power and communication
- Communication only

5 Remember to specify receptacles, cover plates, and power and communication base trim to finish your panel.

Tip: For Chicago and New York City installations, electrician must supply conduit, receptacles, and junction boxes for base of panel. Junction box for desk or ADA height is available from Steelcase and is required when using Privacy Wall power and communication cover plates.

▶ Page 179

Infeeds

6 Power infeeds

Panels with factory-installed power blocks at desk or ADA height can have a factory-installed power infeed harness to supply power from the ceiling or floor. Factory-installed infeeds extend a minimum of 12' from the panel. Specify one of the following:

- Hardwire ceiling infeed
- Modular ceiling infeed
- Hardwire floor infeed
- Modular floor infeed

Tip: If you do not specify one of the above infeeds, a hardwire infeed, located top left in a solid panel and bottom left in a Clerestory panel, will be provided.

When ADA- and/or desk-height power is specified, a factory-installed jumper is included to link the two locations. When ADA-, desk-, ADA- and desk-, and base-height power is specified, a factory-installed jumper is included to link ADA/desk to base.

▶ Multipurpose power infeeds, page 174

Tip: Infeeds are not required on panels with the Chicago or New York City power prep option.


Example

- One GPSS60
- 9'0" ceiling height
- 4750 Champagne Metallic floor track
- 2+2 wiring schematic
- Power base height
- Power only side 1 ADA height
- Power and communication side 2 ADA height
- Modular ceiling infeed

Order receptacles, cover plates, and power and communication base trim separately.

Butt-Hinged Door Frames

SIN 711.1



Tip: Glass door is available up to 9'0"H ceiling height.

Tip: For information regarding Etched and Pattern Glass Planning, see the Architectural Solutions Specification Guide.

Tip: Recommended for use with Privacy Wall only. Not for use with Glass Selections.

Tip: Door frame glass option is available on transom door frames only.

Tip: Remember to specify switch cutout option if you want a butt-hinged door frame with a switch.

Tip: Switch cutout is located in strike jamb of single door frame and not available in pair frames. Order switch separately.

▶ Page 88

Tip: Cutout option is not available on pair door frames.

Standard Includes	Required to Specify
<ul style="list-style-type: none"> Ceiling height from 8'0"H to 10'0"H, in one-inch increments Factory prep for butt hinges Tip: Order door hardware separately. Hardware cutout for strike plate Transom, if selected: glass Plinths: paint 	<ol style="list-style-type: none"> Style number Ceiling height Swing orientation Paint color number for frame and plinths Glass number for transom, if selected Post extension Options, if selected (see below) <p>▶ See <i>Surface Materials</i>, page 194.</p>

Options	Price	Required to Specify	
<p>Surface Materials</p> <ul style="list-style-type: none"> Paint price group 1 Paint price group 2 Paint price group 3 	<p>No cost</p> <p>+\$ 28</p> <p>+\$ 47</p>	<p>Specify paint color number.</p> <p>Specify paint color number.</p> <p>Specify paint color number.</p>	
<p>Single door frames with transom 8'0"H through 10'0"H</p>			
<ul style="list-style-type: none"> Glass price group 1 Glass price group 2 Glass price group 3 Glass price group 4 Glass price group 5 Glass price group 6 	<p>No cost</p> <p>+\$ 89</p> <p>+\$108</p> <p>+\$169</p> <p>N.A.</p> <p>+\$336</p>	<p>Specify glass number for transom.</p> <p>Specify glass number for transom.</p> <p>Specify glass number for transom.</p> <p>Specify glass number for transom.</p> <p>Specify glass number for transom.</p> <p>Specify glass number for transom.</p>	
<p>Pair door frames with transom 8'0"H through 10'0"H</p>			
<ul style="list-style-type: none"> Glass price group 1 Glass price group 2 Glass price group 3 Glass price group 4 Glass price group 5 Glass price group 6 	<p>No cost</p> <p>+\$177</p> <p>+\$216</p> <p>+\$338</p> <p>N.A.</p> <p>+\$675</p>	<p>Specify glass number for transom.</p> <p>Specify glass number for transom.</p> <p>Specify glass number for transom.</p> <p>Specify glass number for transom.</p> <p>Specify glass number for transom.</p> <p>Specify glass number for transom.</p>	
<p>Post Extension</p> <ul style="list-style-type: none"> Post extensions modified to accommodate recessed ceiling track (ordered separately) Post extensions modified to accommodate overlapping ceiling track (ordered separately) 	<p>No cost</p> <p>No cost</p>	<p>Specify with <i>post extensions for recessed ceiling track interface.</i></p> <p>Specify with <i>post extensions for overlapping ceiling track interface.</i></p>	
<p>Ceiling Height</p>	<p>Single door frames with transom</p> <ul style="list-style-type: none"> 8'0" through 9'0" 9'1" through 10'0" <p>Pair door frames with transom</p> <ul style="list-style-type: none"> 8'0" through 9'0" 9'1" through 10'0" 	<p>No cost</p> <p>+\$ 49</p> <p>No cost</p> <p>+\$ 93</p>	<p>Specify ceiling height in 1" increments.</p> <p>Specify ceiling height in 1" increments.</p> <p>Specify ceiling height in 1" increments.</p> <p>Specify ceiling height in 1" increments.</p>
<p>Swing Orientation</p> <ul style="list-style-type: none"> Left-hand door frame Right-hand door frame 	<p>No cost</p> <p>No cost</p>	<p>Specify with <i>left-hand door frame.</i></p> <p>Specify with <i>right-hand door frame.</i></p>	
<p>Switch Cutout</p> <ul style="list-style-type: none"> Without cutout With low-voltage switch cutout With high-voltage switch cutout 	<p>No cost</p> <p>+\$ 36</p> <p>+\$ 36</p>	<p>Specify <i>without cutout.</i></p> <p>Specify with <i>low-voltage switch cutout.</i></p> <p>Specify with <i>high-voltage switch cutout.</i></p>	
<p>Related Products</p> <ul style="list-style-type: none"> Door leaves Passage sets and locksets Hinges Stops Switches Ceiling tracks Feature strips 		<p>▶ Pages 72–83</p> <p>▶ Page 84</p> <p>▶ Pages 85–86</p> <p>▶ Pages 86–87</p> <p>▶ Page 88</p> <p>▶ Page 154</p> <p>▶ Pages 164–166</p>	

▶ Options, continued on next page

SIN 711.1

► Options, continued from previous page

	SmartTools Options	Price	Required to Specify
Muntin (Transom only)	Additional muntin • Muntin	+\$209	Specify with muntin.
	Change muntin size • Change to 1½"W or 2¼"W	No cost	Specify muntin size.
	Change muntin location • Change muntin location	No cost	Specify muntin location.
Parametric Ceiling Height (Transom only)	• 10'1" through 11'0" (Available in 1" increments)	+\$163	Specify ceiling height in 1" increments.
Base	• 4"H base	+\$ 63	Specify to accept 4"H base.

Tip: SmartTools options are available and easily ordered when using SmartTools software. If you do not have access to SmartTools software, these options can also be ordered using the normal Specials RFQ (Request For Quote) process.

Tip: Standard Privacy Wall ceiling heights are 8'0" through 10'0".

Tip: Panels for ceiling height of 10'1" to 11'0" are available in width up to 48"W only.

Specification Information

Width	Style Number	Base Price

Single Door Frames

Full-Height

40"	GPDSBF	\$ 981
-----	---------------	--------

With Transom

40"	GPDSBT	\$1516
-----	---------------	--------

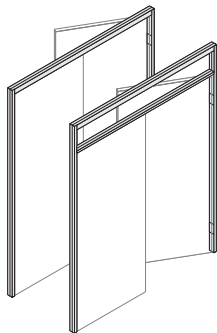
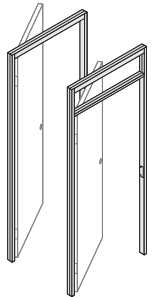
Pair Frames

Full-Height

76"	GPDPBF	\$1001
-----	---------------	--------


With Transom

76"	GPDPBT	\$1608
-----	---------------	--------



Pivot-Hinged Door Frames

SIN 711.1



Tip: Glass door is available up to 9'0"H ceiling height.

Tip: Privacy Wall pivot-hinged frames work with Privacy Wall door leaves only.

Tip: Strike plate finish is available on single frames only.

Tip: Door frame glass option is available on transom door frames only.

Tip: For information regarding Etched and Pattern Glass Planning, see the Architectural Solutions Specification Guide.

Tip: Cutout option is not available on pair door frames.

Tip: Swing orientation is available on single pivot-hinged door frame with transom only to properly orient etched and patterned glass.

Standard Includes	Required to Specify
<ul style="list-style-type: none"> Ceiling height from 8'0"H to 10'0"H, in one-inch increments Reversible, pivot-hinged door frame with plinths: paint Factory prep for pivot hinges <i>Tip: Order door hardware separately.</i> Transom, if selected: glass Strike plate 	<ol style="list-style-type: none"> Style number Ceiling height Swing orientation Paint color number for frame and plinths Glass number for transom, if selected Metal color number for strike plate: <ul style="list-style-type: none"> 9200 Satin Chrome 9201 Polished Chrome Post extension Factory prep for cylindrical or mortise passage set or lockset, if selected Options, if selected (see below) <p>▶ See <i>Surface Materials</i>, page 194.</p>

Options	Price	Required to Specify
<p>Surface Materials</p> <p>Door frame</p> <ul style="list-style-type: none"> Paint price group 1 Paint price group 2 Paint price group 3 	<p>No cost</p> <p>+\$ 28</p> <p>+\$ 47</p>	<p>Specify paint color number.</p> <p>Specify paint color number.</p> <p>Specify paint color number.</p>
<p>Strike plate</p> <ul style="list-style-type: none"> Satin chrome Polished chrome 	<p>No cost</p> <p>+\$ 25</p>	<p>Specify with 9200 Satin Chrome.</p> <p>Specify with 9201 Polished Chrome.</p>
<p>Single door frames with transom 8'0"H through 10'0"H</p>		
<ul style="list-style-type: none"> Glass price group 1 Glass price group 2 Glass price group 3 Glass price group 4 Glass price group 5 Glass price group 6 	<p>No cost</p> <p>+\$ 89</p> <p>+\$108</p> <p>+\$169</p> <p>N.A.</p> <p>+\$336</p>	<p>Specify glass number for transom.</p> <p>Specify glass number for transom.</p> <p>Specify glass number for transom.</p> <p>Specify glass number for transom.</p> <p>Specify glass number for transom.</p> <p>Specify glass number for transom.</p>
<p>Pair door frames with transom 8'0"H through 10'0"H</p>		
<ul style="list-style-type: none"> Glass price group 1 Glass price group 2 Glass price group 3 Glass price group 4 Glass price group 5 Glass price group 6 	<p>No cost</p> <p>+\$177</p> <p>+\$216</p> <p>+\$338</p> <p>N.A.</p> <p>+\$675</p>	<p>Specify glass number for transom.</p> <p>Specify glass number for transom.</p> <p>Specify glass number for transom.</p> <p>Specify glass number for transom.</p> <p>Specify glass number for transom.</p> <p>Specify glass number for transom.</p>
<p>Post Extension</p> <ul style="list-style-type: none"> Post extensions modified to accommodate recessed ceiling track (ordered separately) Post extensions modified to accommodate overlapping ceiling track (ordered separately) 	<p>No cost</p> <p>No cost</p>	<p>Specify with post extensions for recessed ceiling track interface.</p> <p>Specify with post extensions for overlapping ceiling track interface.</p>
<p>Ceiling Height</p> <p>Single door frames</p> <ul style="list-style-type: none"> 8'0" through 9'0" 9'1" through 10'0" <p>Pair door frames</p> <ul style="list-style-type: none"> 8'0" through 9'0" 9'1" through 10'0" 	<p>No cost</p> <p>+\$ 49</p> <p>No cost</p> <p>+\$ 93</p>	<p>Specify ceiling height in 1" increments.</p> <p>Specify ceiling height in 1" increments.</p> <p>Specify ceiling height in 1" increments.</p> <p>Specify ceiling height in 1" increments.</p>
<p>Swing Orientation</p> <p>For single pivot-hinged door frame with transom</p> <ul style="list-style-type: none"> Left-hand door frame Right-hand door frame 	<p>No cost</p> <p>No cost</p>	<p>Specify with left-hand door frame.</p> <p>Specify with right-hand door frame.</p>
<p>Lock Prep</p> <ul style="list-style-type: none"> Strike plate and factory prep for cylindrical passage set or lockset Strike plate and factory prep for mortise passage set or lockset 	<p>No cost</p> <p>+\$ 70</p>	<p>Specify with cylindrical prep.</p> <p>Specify with mortise prep.</p>

▶ Options, continued on next page

SIN 711.1

► Options, continued from previous page

Related Products

- Door leaves ▶ Pages 72–83
- Passage sets and locksets ▶ Page 84
- Hinges ▶ Pages 85–86
- Stops ▶ Pages 86–87
- Ceiling tracks ▶ Page 154
- Feature strips ▶ Pages 164–166

Tip: SmartTools options are available and easily ordered when using SmartTools software. If you do not have access to SmartTools software, these options can also be ordered using the normal Specials RFQ (Request For Quote) process.

Tip: Standard Privacy Wall ceiling heights are 8'0" through 10'0".

SmartTools Options	Price	Required to Specify
Muntin (Transom only)	Additional muntin	
• Muntin	+\$209	Specify with muntin.
	Change muntin size	
• Change to 1½"W or 2¼"W	No cost	Specify muntin size.
	Change muntin location	
• Change muntin location	No cost	Specify muntin location.
Parametric Ceiling Height (Transom only)	• 10'1" through 11'0" (Available in 1" increments)	+\$163 Specify ceiling height in 1" increments.
Base	• 4"H base	+\$ 63 Specify to accept 4"H base.

Specification Information

Width	Style Number	Base Price

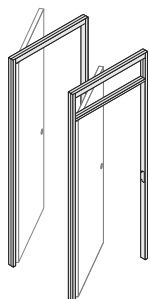
Single Door Frames

Full-Height

40"	GPDSPF	\$ 620
-----	---------------	--------

With Transom

40"	GPDSPT	\$1240
-----	---------------	--------



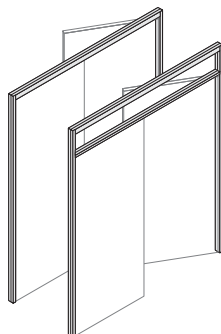
Pair Door Frames

Full-Height

80"	GPDPFF	\$ 638
-----	---------------	--------

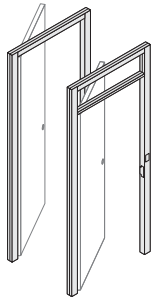
With Transom

80"	GPDPPT	\$1532
-----	---------------	--------



Pivot-Hinged Door Frames with Switch Cutout

SIN 711.1



Tip: Glass door is available up to 9'0"H ceiling height.

Tip: Privacy Wall pivot-hinged frames work with Privacy Wall door leaves only.

Tip: For information regarding Etched and Pattern Glass Planning, see the Architectural Solutions Specification Guide.

Tip: Glass surface option for transom door frames only.

Tip: Order switch separately.

Tip: As an alternative to a 42"W frame with switch cutout, you can position a low-voltage switch in an in-line feature strip adjacent to a door frame.

Tip: Door frame glass surface option is available on transom door frames only.

Tip: Swing orientation is available on single pivot-hinged door frame with transom only to properly orient etched and patterned glass.

Standard Includes	Required to Specify
-------------------	---------------------

- Ceiling height from 8'0"H to 10'0"H, in one-inch increments
- Left-hand reversible, pivot-hinged door frame with plinths: paint
- Factory prep for pivot hinges
Tip: Order door hardware separately.
- Transom, if selected: glass
- Strike plate

- 1 Style number
 - 2 Ceiling height
 - 3 Swing orientation
 - 4 Paint color number for frame and plinths
 - 5 Glass number for transom, if selected
 - 6 Metal color number for strike plate:
 - 9200 Satin Chrome
 - 9201 Polished Chrome
 - 7 Post extension
 - 8 Factory prep for cylindrical or mortise passage set or lockset, if selected
 - 9 Options, if selected (see below)
- ▶ See *Surface Materials*, page 194.

Options	Price	Required to Specify
---------	-------	---------------------

Surface Materials

Door frame

- Paint price group 1 No cost
- Paint price group 2 +\$ 28
- Paint price group 3 +\$ 47

Specify paint color number.
Specify paint color number.
Specify paint color number.

Strike plate

- Satin chrome No cost
- Polished chrome +\$ 25

Specify with 9200 satin chrome.
Specify with 9201 polished chrome.

Single door frames with transom 8'0"H through 10'0"H

- Glass price group 1 No cost
- Glass price group 2 +\$ 89
- Glass price group 3 +\$108
- Glass price group 4 +\$169
- Glass price group 5 N.A.
- Glass price group 6 +\$336

Specify glass number for transom.
Specify glass number for transom.
Specify glass number for transom.
Specify glass number for transom.
Specify glass number for transom.
Specify glass number for transom.

Post Extension

- Post extensions modified to accommodate recessed ceiling track (ordered separately) No cost
- Post extensions modified to accommodate overlapping ceiling track (ordered separately) No cost

Specify with post extensions for recessed ceiling track interface.
Specify with post extensions for overlapping ceiling track interface.

Ceiling Height

Single door frames with transom

- 8'0" through 9'0" No cost
- 9'1" through 10'0" +\$ 49

Specify ceiling height in 1" increments.
Specify ceiling height in 1" increments.

Swing Orientation

- Left-hand door frame No cost
- Right-hand door frame No cost

Specify with left-hand door frame.
Specify with right-hand door frame.

Switch Cutout

- With low-voltage switch cutout No cost
- With high-voltage switch cutout No cost

Specify with low-voltage switch cutout.
Specify with high-voltage switch cutout.

Lock Prep

- Strike plate and factory prep for cylindrical passage set or lockset No cost
- Strike plate and factory prep for mortise passage set or lockset +\$ 70

Specify with cylindrical prep.
Specify with mortise prep.

Related Products

- Door leaves
- Passage sets and locksets
- Hinges
- Stops
- Ceiling tracks
- Feature strips

- ▶ Pages 72–83
- ▶ Page 84
- ▶ Pages 85–86
- ▶ Pages 86–87
- ▶ Page 154
- ▶ Pages 164–166

▶ Options, continued on next page

SIN 711.1

► Options, continued from previous page

Tip: SmartTools options are available and easily ordered when using SmartTools software. If you do not have access to SmartTools software, these options can also be ordered using the normal Specials RFQ (Request For Quote) process.

Tip: Standard Privacy Wall ceiling heights are 8'0" through 10'0".

	SmartTools Options	Price	Required to Specify
Muntin (Transom only)	Additional muntin • Muntin	+\$209	Specify with muntin.
	Change muntin size • Change to 1½"W or 2¼"W	No cost	Specify muntin size.
	Change muntin location • Change muntin location	No cost	Specify muntin location.
Parametric Ceiling Height (Transom only)	• 10'1" through 11'0" (Available in 1" increments)	+\$163	Specify ceiling height in 1" increments.
Base	• 4"H base	+\$ 63	Specify to accept 4"H base.

Specification Information

Width	Style Number	Base Price
-------	--------------	------------

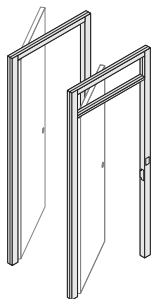
Single Door Frames

Full-Height

42"	GPDSPFS	\$1267
-----	----------------	--------

With Transom

42"	GPDSPTS	\$1720
-----	----------------	--------



Full-Height Butt-Hinged Door Leaves

SIN 711.1



Tip: Glass door is available up to 9'0"H ceiling height.

Tip: For information regarding Etched and Pattern Glass Planning, see the Architectural Solutions Specification Guide.

Standard Includes	Required to Specify
<ul style="list-style-type: none"> Ceiling height from 8'0"H to 10'0"H, in one-inch increments <i>Exception: Maximum ceiling height of glass doors is 9'0"H.</i> Butt-hinged door: paint, glass, or flat-cut veneer Factory prep for butt hinges 	<ol style="list-style-type: none"> Style number Ceiling height Swing orientation Paint color number for door, if solid door selected Glass number for glass door, if glass door selected Paint color number for glass door, if glass door selected Wood veneer color number, if selected Factory prep for cylindrical or mortise passage set or lockset, if selected Options, if selected (see below) <p>▶ See <i>Surface Materials</i>, page 194.</p>

Options	Price	Required to Specify	
Surface Materials <ul style="list-style-type: none"> Paint price group 1 Paint price group 2 Paint price group 3 	<ul style="list-style-type: none"> No cost +\$ 28 +\$ 47 	<ul style="list-style-type: none"> Specify paint color number. Specify paint color number. Specify paint color number. 	
36"W solid single door leaves 8'0"H through 10'0"H			
<ul style="list-style-type: none"> Paint price group 1 Paint price group 3 Flat-cut wood veneer Quarter-cut wood veneer Customiz stain 	<ul style="list-style-type: none"> No cost +\$ 112 No cost +\$ 177 No cost 	<ul style="list-style-type: none"> Specify paint color number. Specify paint color number. Specify wood veneer color number. Specify wood veneer color number. Specify <i>with Customiz stain</i>. 	
72"W solid pair door leaves 8'0"H through 10'0"H			
<ul style="list-style-type: none"> Paint price group 1 Paint price group 3 Flat-cut wood veneer Quarter-cut wood veneer Customiz stain 	<ul style="list-style-type: none"> No cost +\$ 220 No cost +\$ 358 No cost 	<ul style="list-style-type: none"> Specify paint color number. Specify paint color number. Specify wood veneer color number. Specify wood veneer color number. Specify <i>with Customiz stain</i>. 	
Glass single door 8'0"H through 10'0"H			
<ul style="list-style-type: none"> Glass price group 1 Glass price group 2 Glass price group 3 Glass price group 4 Glass price group 5 Glass price group 6 	<ul style="list-style-type: none"> No cost +\$ 396 +\$ 473 +\$ 760 N.A. +\$1503 	<ul style="list-style-type: none"> Specify glass number for lite. Specify glass number for lite. Specify glass number for lite. Specify glass number for lite. Specify glass number for lite. Specify glass number for lite. 	
Ceiling Height	36"W solid single door leaves butt-hinged 8'0"H through 10'0"H		
	<ul style="list-style-type: none"> 8'0" through 9'0" 9'1" through 10'0" 	<ul style="list-style-type: none"> No cost +\$ 288 	<ul style="list-style-type: none"> Specify ceiling height in 1" increments. Specify ceiling height in 1" increments.
	72"W solid pair door leaves butt-hinged 8'0"H through 10'0"H		
	<ul style="list-style-type: none"> 8'0" through 9'0" 9'1" through 10'0" 	<ul style="list-style-type: none"> No cost +\$ 575 	<ul style="list-style-type: none"> Specify ceiling height in 1" increments. Specify ceiling height in 1" increments.
Swing Orientation	<ul style="list-style-type: none"> Left-hand door frame Right-hand door frame 	<ul style="list-style-type: none"> No cost No cost 	<ul style="list-style-type: none"> Specify <i>with left-hand door frame</i>. Specify <i>with right-hand door frame</i>.
Lock Prep	<ul style="list-style-type: none"> Strike plate and factory prep for cylindrical passage set or lockset Strike plate and factory prep for mortise passage set or lockset 	<ul style="list-style-type: none"> No cost +\$ 45 	<ul style="list-style-type: none"> Specify <i>with cylindrical prep</i>. Specify <i>with mortise prep</i>.
Related Products	<ul style="list-style-type: none"> Door frames Passage sets and locksets Hinges Stops 		<ul style="list-style-type: none"> ▶ Page 66 ▶ Page 84 ▶ Pages 85–86 ▶ Pages 86–87

Specification Information

Width	Corresponding Frame Width	Style Number	Base Price
-------	---------------------------	--------------	------------


Solid Single Door

35 ¹³ / ₁₆ "	40"	GPLSSBF40	\$1792
:	:	:	:



Glass Single Door with 5"H Bottom Rail

35 ¹³ / ₁₆ "	40"	GPLGSBF40	\$4447
:	:	:	:



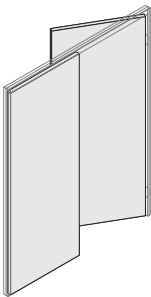
Glass Single Door with 12"H Bottom Rail

35 ¹³ / ₁₆ "	40"	GPLGSBF40B	\$4447
:	:	:	:



Solid Pair Door

71 ⁵ / ₈ "	76"	GPLSPBF76	\$3661
:	:	:	:



Transom-Height Butt-Hinged Door Leaves

SIN 711.1



► *Tip: For information regarding Etched and Pattern Glass Planning, see the Architectural Solutions Specification Guide.*

Tip: Door frame glass surface option is available on transom door frames only.

Standard Includes	Required to Specify
-------------------	---------------------

- 7'0"H
- Butt-hinged door: paint, glass, or flat-cut veneer
- Factory prep for butt hinges

- 1 Style number
 - 2 Paint color number for door, if solid door selected
 - 3 Swing orientation
 - 4 Glass number for glass door, if glass door selected
 - 5 Paint color number for glass door, if glass door selected
 - 6 Wood veneer color number, if selected
 - 7 Factory prep for cylindrical or mortise passage set or lockset, if selected
 - 8 Options, if selected (see below)
- See *Surface Materials*, page 194.

Options	Price	Required to Specify
---------	-------	---------------------

Surface Materials

Glass door surface

- | | | |
|-----------------------|---------|-----------------------------|
| • Paint price group 1 | No cost | Specify paint color number. |
| • Paint price group 2 | +\$ 28 | Specify paint color number. |
| • Paint price group 3 | +\$ 47 | Specify paint color number. |

36"W solid single door leaves 7'0"H

- | | | |
|---------------------------|---------|--------------------------------------|
| • Paint price group 1 | No cost | Specify paint color number. |
| • Paint price group 3 | +\$ 112 | Specify paint color number. |
| • Flat-cut wood veneer | No cost | Specify wood veneer color number. |
| • Quarter-cut wood veneer | +\$ 161 | Specify wood veneer color number. |
| • Customiz stain | No cost | Specify <i>with Customiz stain</i> . |

72"W solid pair door leaves 7'0"H

- | | | |
|---------------------------|---------|--------------------------------------|
| • Paint price group 1 | No cost | Specify paint color number. |
| • Paint price group 3 | +\$ 220 | Specify paint color number. |
| • Flat-cut wood veneer | No cost | Specify wood veneer color number. |
| • Quarter-cut wood veneer | +\$ 322 | Specify wood veneer color number. |
| • Customiz stain | No cost | Specify <i>with Customiz stain</i> . |

Glass single door 7'0"H

- | | | |
|-----------------------|---------|--------------------------------|
| • Glass price group 1 | No cost | Specify glass number for lite. |
| • Glass price group 2 | +\$ 396 | Specify glass number for lite. |
| • Glass price group 3 | +\$ 473 | Specify glass number for lite. |
| • Glass price group 4 | +\$ 760 | Specify glass number for lite. |
| • Glass price group 5 | N.A. | Specify glass number for lite. |
| • Glass price group 6 | +\$1503 | Specify glass number for lite. |

Swing Orientation

- | | | |
|-------------------------|---------|---|
| • Left-hand door frame | No cost | Specify <i>with left-hand door frame</i> . |
| • Right-hand door frame | No cost | Specify <i>with right-hand door frame</i> . |

Lock Prep

- | | | |
|--|---------|--|
| • Strike plate and factory prep for cylindrical passage set or lockset | No cost | Specify <i>with cylindrical prep</i> . |
| • Strike plate and factory prep for mortise passage set or lockset | +\$ 45 | Specify <i>with mortise prep</i> . |

Related Products

- | | |
|-----------------------------|---------------|
| • Door frames | ► Page 66 |
| • Passage sets and locksets | ► Page 84 |
| • Hinges | ► Pages 85–86 |
| • Stops | ► Pages 86–87 |

Specification Information

Width	Corresponding Frame Width	Style Number	Base Price
-------	---------------------------	--------------	------------

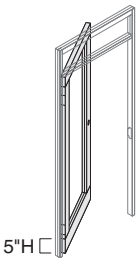
Solid Single Door

35 ¹³ / ₁₆ "	40"	GPLSSBT40	\$1587
------------------------------------	-----	------------------	--------



Glass Single Door with 5"H Bottom Rail

35 ¹³ / ₁₆ "	40"	GPLGSBT40	\$4332
------------------------------------	-----	------------------	--------



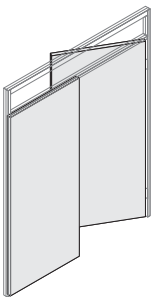
Glass Single Door with 12"H Bottom Rail

35 ¹³ / ₁₆ "	40"	GPLGSBT40B	\$4332
------------------------------------	-----	-------------------	--------



Solid Pair Door

71 ⁵ / ₈ "	76"	GPLSPBT76	\$3251
----------------------------------	-----	------------------	--------



Full-Height Pivot-Hinged Door Leaves

SIN 711.1



Tip: Glass door is available up to 9'0"H ceiling height.

Tip: Privacy Wall pivot-hinged door leaves work with Privacy Wall door frames only.

Tip: For information regarding Etched and Pattern Glass Planning, see the Architectural Solutions Specification Guide.

Tip: Door frame glass surface option is available on transom door frames only.

Tip: Ceiling height option is available on solid door leaves only.

Standard Includes		Required to Specify
<ul style="list-style-type: none"> Ceiling height from 8'0"H to 10'0"H, in one-inch increments <i>Exception: Maximum ceiling height of glass doors is 9'0"H.</i> Reversible pivot-hinged door: paint, glass, or flat-cut veneer Factory prep for pivot hinges 		<ol style="list-style-type: none"> Style number Ceiling height Paint color number for door, if solid door selected Glass number for glass door, if glass door selected Paint color number for glass door, if glass door selected Wood veneer color number, if selected Factory prep for cylindrical or mortise passage set or lockset, if selected Options, if selected (see below) <p>▶ See <i>Surface Materials</i>, page 194.</p>
Options	Price	Required to Specify
Surface Materials	Glass door surface	
	<ul style="list-style-type: none"> Paint price group 1 No cost Paint price group 2 +\$ 28 Paint price group 3 +\$ 47 	Specify paint color number. Specify paint color number. Specify paint color number.
	37³/₁₆"W solid single door leaf 8'0"H through 10'0"H	
	<ul style="list-style-type: none"> Paint price group 1 No cost Paint price group 3 +\$ 112 Flat-cut wood veneer No cost Quarter-cut wood veneer +\$ 177 Customiz stain No cost 	Specify paint color number. Specify paint color number. Specify wood veneer color number. Specify wood veneer color number. Specify with <i>Customiz stain</i> .
	77¹/₂"W solid pair door leaves 8'0"H through 10'0"H	
	<ul style="list-style-type: none"> Paint price group 1 No cost Paint price group 3 +\$ 220 Flat-cut wood veneer No cost Quarter-cut wood veneer +\$ 358 Customiz stain No cost 	Specify paint color number. Specify paint color number. Specify wood veneer color number. Specify wood veneer color number. Specify with <i>Customiz stain</i> .
	Glass single door 8'0"H through 9'0"H	
	<ul style="list-style-type: none"> Glass price group 1 No cost Glass price group 2 +\$ 396 Glass price group 3 +\$ 473 Glass price group 4 +\$ 760 Glass price group 5 N.A. Glass price group 6 +\$1503 	Specify glass number for lite. Specify glass number for lite. Specify glass number for lite. Specify glass number for lite. Specify glass number for lite. Specify glass number for lite.
Ceiling Height	Solid single door leaves	
	<ul style="list-style-type: none"> 8'0" through 9'0" No cost 9'1" through 10'0" +\$ 288 	Specify ceiling height in 1" increments. Specify ceiling height in 1" increments.
	Solid pair door leaves	
	<ul style="list-style-type: none"> 8'0" through 9'0" No cost 9'1" through 10'0" +\$ 575 	Specify ceiling height in 1" increments. Specify ceiling height in 1" increments.
Lock Prep	<ul style="list-style-type: none"> Strike plate and factory prep for cylindrical passage set or lockset No cost Strike plate and factory prep for mortise passage set or lockset +\$ 45 	Specify with <i>cylindrical prep</i> . Specify with <i>mortise prep</i> .
Related Products	<ul style="list-style-type: none"> Door frames Passage sets and locksets Hinges Stops 	<ul style="list-style-type: none"> ▶ Page 68 ▶ Page 84 ▶ Pages 85–86 ▶ Pages 86–87

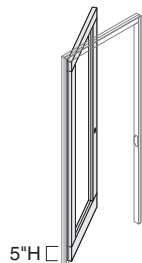
Specification Information

Width	Corresponding Frame Width	Style Number	Base Price
-------	---------------------------	--------------	------------



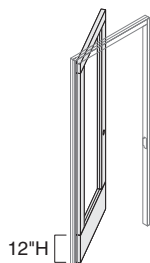
Solid Single Door

37 ⁹ / ₁₆ "	40"	GPLSSPF40	\$2186
:	:	:	:



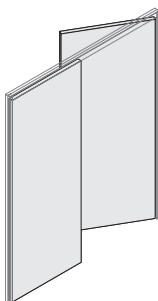
Glass Single Door with 5"H Bottom Rail

37 ⁹ / ₁₆ "	40"	GPLGSPF40	\$4447
:	:	:	:



Glass Single Door with 12"H Bottom Rail

37 ⁹ / ₁₆ "	40"	GPLGSPF40B	\$4447
:	:	:	:



Solid Pair Door

77 ¹ / ₂ "	80"	GPLSPPF80	\$4452
:	:	:	:

Transom-Height Pivot-Hinged Door Leaves

SIN 711.1



Tip: Privacy Wall pivot-hinged door leaves work with Privacy Wall door frames only.

Tip: For information regarding Etched and Pattern Glass Planning, see the Architectural Solutions Specification Guide.

Standard Includes	Required to Specify
<ul style="list-style-type: none"> • 7'0"H • Reversible pivot-hinged door: paint, glass, or flat-cut veneer • Factory prep for pivot hinges 	<ol style="list-style-type: none"> 1 Style number 2 Paint color number for door, if solid door selected 3 Glass number for glass door, if glass door selected 4 Paint color number for glass door, if glass door selected 5 Wood veneer color number, if selected 6 Factory prep for cylindrical or mortise passage set or lockset, if selected 7 Options, if selected (see below) <p>▶ See <i>Surface Materials</i>, page 194.</p>

Options	Price	Required to Specify	
Surface Materials	Transom-height glass door leaves		
<ul style="list-style-type: none"> • Paint price group 1 • Paint price group 2 • Paint price group 3 	<ul style="list-style-type: none"> No cost +\$ 28 +\$ 47 	<ul style="list-style-type: none"> Specify paint color number. Specify paint color number. Specify paint color number. 	
	37³/₁₆"W solid single door leaves 7'0"H		
<ul style="list-style-type: none"> • Paint price group 1 • Paint price group 3 • Flat-cut wood veneer • Quarter-cut wood veneer • Customiz stain 	<ul style="list-style-type: none"> No cost +\$ 112 No cost +\$ 161 No cost 	<ul style="list-style-type: none"> Specify paint color number. Specify paint color number. Specify wood veneer color number. Specify wood veneer color number. Specify with <i>Customiz stain</i>. 	
	77¹/₂"W solid pair door leaves 7'0"H		
<ul style="list-style-type: none"> • Paint price group 1 • Paint price group 3 • Flat-cut wood veneer • Quarter-cut wood veneer • Customiz stain 	<ul style="list-style-type: none"> No cost +\$ 220 No cost +\$ 322 No cost 	<ul style="list-style-type: none"> Specify paint color number. Specify paint color number. Specify wood veneer color number. Specify wood veneer color number. Specify with <i>Customiz stain</i>. 	
	Glass single door 7'0"H		
<ul style="list-style-type: none"> • Glass price group 1 • Glass price group 2 • Glass price group 3 • Glass price group 4 • Glass price group 5 • Glass price group 6 	<ul style="list-style-type: none"> No cost +\$ 396 +\$ 473 +\$ 760 N.A. +\$1503 	<ul style="list-style-type: none"> Specify glass number for lite. Specify glass number for lite. Specify glass number for lite. Specify glass number for lite. Specify glass number for lite. Specify glass number for lite. 	
Lock Prep	<ul style="list-style-type: none"> • Strike plate and factory prep for cylindrical passage set or lockset • Strike plate and factory prep for mortise passage set or lockset 	<ul style="list-style-type: none"> No cost +\$ 45 	<ul style="list-style-type: none"> Specify with <i>cylindrical prep</i>. Specify with <i>mortise prep</i>.
Related Products	<ul style="list-style-type: none"> • Door frames • Passage sets and locksets • Hinges • Stops 	<ul style="list-style-type: none"> ▶ Page 68 ▶ Page 84 ▶ Pages 85–86 ▶ Pages 86–87 	

Specification Information

Width	Corresponding Frame Width	Style Number	Base Price
-------	---------------------------	--------------	------------

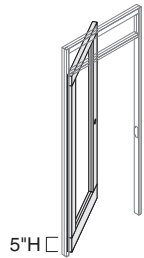
Solid Single Door

37 ⁹ / ₁₆ "	40"	GPLSSPT40	\$1934
-----------------------------------	-----	------------------	--------



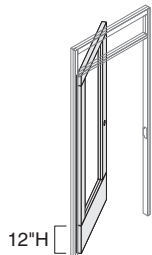
Glass Single Door with 5"H Bottom Rail

37 ⁹ / ₁₆ "	40"	GPLGSPT40	\$4332
-----------------------------------	-----	------------------	--------



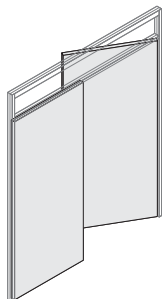
Glass Single Door with 12"H Bottom Rail

37 ⁹ / ₁₆ "	40"	GPLGSPT40B	\$4332
-----------------------------------	-----	-------------------	--------



Solid Pair Door

77 ¹ / ₂ "	80"	GPLSPPT80	\$3947
----------------------------------	-----	------------------	--------



Full-Height Pivot-Hinged Door Leaves for Use with Switch Cutout

SIN 711.1



Tip: Glass door is available up to 9'0"H ceiling height.

Tip: Privacy Wall pivot-hinged door leaves work with Privacy Wall door frames only.

Tip: For information regarding Etched and Pattern Glass Planning, see the Architectural Solutions Specification Guide.

Tip: Ceiling height option is available on solid door leaves only.

Standard Includes	Required to Specify
-------------------	---------------------

- Ceiling height from 8'0"H to 10'0"H, in one-inch increments
Exception: Maximum ceiling height of glass doors is 9'0"H.
- Reversible pivot-hinged door: paint, glass, or flat-cut veneer
- Factory prep for pivot hinges

- 1 Style number
 - 2 Ceiling height
 - 3 Paint color number for door, if solid door selected
 - 4 Glass number for glass door, if glass door selected
 - 5 Paint color number for glass door, if glass door selected
 - 6 Wood veneer color number, if selected
 - 7 Factory prep for cylindrical or mortise passage set or lockset, if selected
 - 8 Options, if selected (see below)
- ▶ See *Surface Materials*, page 194.

Options	Price	Required to Specify
---------	-------	---------------------

Surface Materials

Full-height glass door leaves surface options

- Paint price group 1 No cost
- Paint price group 2 +\$ 28
- Paint price group 3 +\$ 47

Specify paint color number.
Specify paint color number.
Specify paint color number.

36³/₈"W solid door leaves 8'0"H through 10'0"H

- Paint price group 1 No cost
- Paint price group 3 +\$ 112
- Flat-cut wood veneer No cost
- Quarter-cut wood veneer +\$ 177
- Customiz stain No cost

Specify paint color number.
Specify paint color number.
Specify wood veneer color number.
Specify wood veneer color number.
Specify with *Customiz stain*.

Glass single door

- Glass price group 1 No cost
- Glass price group 2 +\$ 396
- Glass price group 3 +\$ 473
- Glass price group 4 +\$ 760
- Glass price group 5 N.A.
- Glass price group 6 +\$1503

Specify glass number for lite.
Specify glass number for lite.
Specify glass number for lite.
Specify glass number for lite.
Specify glass number for lite.
Specify glass number for lite.

Ceiling Height

Solid single door leaves

- 8'0" through 9'0" No cost
- 9'1" through 10'0" +\$ 288

Specify ceiling height in 1" increments.
Specify ceiling height in 1" increments.

Lock Prep

- Strike plate and factory prep for cylindrical passage set or lockset No cost
- Strike plate and factory prep for mortise passage set or lockset +\$ 45

Specify with *cylindrical prep*.

Specify with *mortise prep*.

Related Products

- Door frames
- Passage sets and locksets
- Hinges
- Stops

- ▶ Page 70
- ▶ Page 84
- ▶ Pages 85–86
- ▶ Pages 86–87

Full-Height Pivot-Hinged Door
Leaves for Use with Switch
Cutout


SIN 711.1

Specification Information

Width	Corresponding Frame Width	Style Number	Base Price
-------	---------------------------	--------------	------------

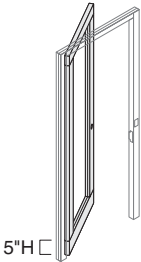
Solid Single Door

36 ³ / ₈ "	42"	GPLSSPF42	\$2186
----------------------------------	-----	------------------	--------



Glass Single Door with 5"H Bottom Rail

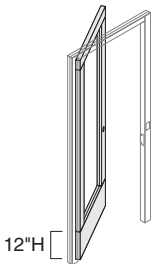
36 ³ / ₈ "	42"	GPLGSPF42	\$4447
----------------------------------	-----	------------------	--------



5"H

Glass Single Door with 12"H Bottom Rail

36 ³ / ₈ "	42"	GPLGSPF42B	\$4447
----------------------------------	-----	-------------------	--------



12"H

Transom-Height Pivot-Hinged Door Leaves for Use with Switch Cutout

SIN 711.1



Tip: Privacy Wall pivot-hinged door leaves work with Privacy Wall door frames only.

Tip: For information regarding Etched and Pattern Glass Planning, see the Architectural Solutions Specification Guide.

Tip: Door frame glass surface option is available on transom door frames only.

Standard Includes	Required to Specify
<ul style="list-style-type: none"> • 7'0"H • Reversible pivot-hinged door: paint, glass, or flat-cut veneer • Factory prep for pivot hinges 	<ol style="list-style-type: none"> 1 Style number 2 Paint color number for door, if solid door selected 3 Glass number for glass door, if glass door selected 4 Paint color number for glass door, if glass door selected 5 Wood veneer color number, if selected 6 Factory prep for cylindrical or mortise passage set or lockset, if selected 7 Options, if selected (see below) <p>▶ See <i>Surface Materials</i>, page 194.</p>

Options	Price	Required to Specify
Surface Materials		
Transom-height glass door leaves surface options		
<ul style="list-style-type: none"> • Paint price group 1 • Paint price group 2 • Paint price group 3 	<ul style="list-style-type: none"> No cost +\$ 28 +\$ 47 	<ul style="list-style-type: none"> Specify paint color number. Specify paint color number. Specify paint color number.
36³/₈"W solid door leaves 8'0"H through 10'0"H		
<ul style="list-style-type: none"> • Paint price group 1 • Paint price group 3 • Flat-cut wood veneer • Quarter-cut wood veneer • Customiz stain 	<ul style="list-style-type: none"> No cost +\$ 112 No cost +\$ 161 No cost 	<ul style="list-style-type: none"> Specify paint color number. Specify paint color number. Specify wood veneer color number. Specify wood veneer color number Specify <i>with Customiz stain</i>.
Glass single door 7'0"H		
<ul style="list-style-type: none"> • Glass price group 1 • Glass price group 2 • Glass price group 3 • Glass price group 4 • Glass price group 5 • Glass price group 6 	<ul style="list-style-type: none"> No cost +\$ 396 +\$ 473 +\$ 760 N.A. +\$1503 	<ul style="list-style-type: none"> Specify glass number for lite. Specify glass number for lite. Specify glass number for lite. Specify glass number for lite. Specify glass number for lite. Specify glass number for lite.
Lock Prep		
<ul style="list-style-type: none"> • Strike plate and factory prep for cylindrical passage set or lockset • Strike plate and factory prep for mortise passage set or lockset 	<ul style="list-style-type: none"> No cost +\$ 45 	<ul style="list-style-type: none"> Specify <i>with cylindrical prep</i>. Specify <i>with mortise prep</i>.
Related Products		
<ul style="list-style-type: none"> • Door frames • Passage sets and locksets • Hinges • Stops 		<ul style="list-style-type: none"> ▶ Page 70 ▶ Page 84 ▶ Pages 85–86 ▶ Pages 86–87

Transom-Height Pivot-Hinged
Door Leaves for Use with
Switch Cutout


SIN 711.1

Specification Information

Width	Corresponding Frame Width	Style Number	Base Price
-------	---------------------------	--------------	------------

Solid Single Door

36 ³ / ₈ "	42"	GPLSSPT42	\$1934
----------------------------------	-----	------------------	--------



Glass Single Door with 5"H Bottom Rail

36 ³ / ₈ "	42"	GPLGSPT42	\$4332
----------------------------------	-----	------------------	--------



5"H

Glass Single Door with 12"H Bottom Rail

36 ³ / ₈ "	42"	GPLGSPT42B	\$4332
----------------------------------	-----	-------------------	--------

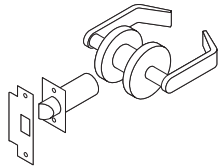


12"H

Hardware and Accessories for Swing Doors

SIN 711.1

Cylindrical Passage Set and Lockset



Standard Includes	Required to Specify
<ul style="list-style-type: none"> Cylindrical passage set or lockset, keyed randomly Strike plate 	<ol style="list-style-type: none"> Style number Metal color number for passage set or lockset and strike plate: 9200 Satin Chrome 9201 Polished Chrome Options, if selected (see below)

Options	Price	Required to Specify
Surface Materials <ul style="list-style-type: none"> 9200 Satin Chrome 9201 Polished Chrome 	No cost +\$25	Specify <i>with satin chrome</i> . Specify <i>with polished chrome</i> .

Specification Information

Style Number	Base Price

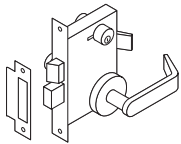
Cylindrical Passage Set

GPDCLA	\$623

Cylindrical Lockset

GPDCLO	\$851

Mortise Passage Set and Lockset



Standard Includes	Required to Specify
<ul style="list-style-type: none"> Mortise passage set or lockset, keyed randomly Strike plate 	<ol style="list-style-type: none"> Style number Metal color number for passage set or lockset and strike plate: 9200 Satin Chrome 9201 Polished Chrome Options, if selected (see below)

Options	Price	Required to Specify
Surface Materials <ul style="list-style-type: none"> 9200 Satin Chrome 9201 Polished Chrome 	No cost +\$36	Specify <i>with satin chrome</i> . Specify <i>with polished chrome</i> .

Specification Information

Style Number	Base Price

Mortise Passage Set

GPDMLA	\$1054

Mortise Lockset

GPDMLO	\$1259

Butt Hinge Kits



Standard Includes		Required to Specify	
<ul style="list-style-type: none"> • Set of butt hinges • Hinge kits for pair doors include flush bolts for inactive doors 		1 Style number 2 Metal color number for set of hinges and flush bolts: 9200 Satin Chrome 9201 Polished Chrome 3 Options, if selected (see below)	

Surface Materials	Options	Price	Required to Specify
	Three hinges		
	<ul style="list-style-type: none"> • 9200 Satin Chrome • 9201 Polished Chrome 	No cost +\$34	Specify with <i>satin chrome</i> . Specify with <i>polished chrome</i> .
	Four hinges		
	<ul style="list-style-type: none"> • 9200 Satin Chrome • 9201 Polished Chrome 	No cost +\$45	Specify with <i>satin chrome</i> . Specify with <i>polished chrome</i> .
	Six or eight hinges		
	<ul style="list-style-type: none"> • 9200 Satin Chrome • 9201 Polished Chrome 	No cost +\$67	Specify with <i>satin chrome</i> . Specify with <i>polished chrome</i> .

Specification Information

Number of Hinges	Style Number	Base Price

Butt Hinges for Single Doors and Frames

For Use with 84"H Door		
3	GPDBH3	\$151
<hr/>		
For Use with Full-Height Door		
4	GPDBH4	\$201

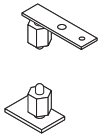
Butt Hinges for Pair Doors and Frames

For Use with 84"H Door		
6	GPDBH3P	\$446
<hr/>		
For Use with Full-Height Door		
8	GPDBH4P	\$497

Hardware and Accessories for Swing Doors, continued

SIN 711.1

Pivot Hinge Kits



Standard Includes	Required to Specify
<ul style="list-style-type: none"> • Set of pivot hinges: 9200 Satin Chrome • Hinge kits for pair doors include flush bolts for inactive doors 	<ol style="list-style-type: none"> 1 Style number 2 Metal color number for flush bolts: <ul style="list-style-type: none"> 9200 Satin Chrome 9201 Polished Chrome 3 Options, if selected (see below)

Options	Price	Required to Specify
Surface Materials <ul style="list-style-type: none"> • 9200 Satin Chrome • 9201 Polished Chrome 	No cost +\$32	Specify <i>with satin chrome</i> . Specify <i>with polished chrome</i> .

Specification Information

Style Number	Base Price

Pivot Hinges for Single Doors and Frames

GDPHPS	\$ 306

Pivot Hinges for Pair Doors and Frames

GDPHSP	\$1020

Magnetic Wall Stop



Tip: For use with painted solid or Clerestory panels only.

Standard Includes	Required to Specify
<ul style="list-style-type: none"> • Magnetic wall stop 	<ol style="list-style-type: none"> 1 Style number 2 Metal color number: <ul style="list-style-type: none"> 9200 Satin Chrome 9201 Polished Chrome 3 Options, if selected (see below)

Options	Price	Required to Specify
Surface Materials <ul style="list-style-type: none"> • 9200 Satin Chrome • 9201 Polished Chrome 	No cost +\$25	Specify <i>with satin chrome</i> . Specify <i>with polished chrome</i> .

Specification Information

Style Number	Base Price

GPDWWS	\$41

Dome-Style Floor Stop

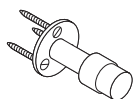


Standard Includes	Required to Specify
<ul style="list-style-type: none"> Dome-style floor stop 	1 Style number 2 Metal color number: 9200 Satin Chrome 9201 Polished Chrome 3 Options, if selected (see below)

Options	Price	Required to Specify
Surface Materials <ul style="list-style-type: none"> 9200 Satin Chrome 9201 Polished Chrome 	No cost +\$25	Specify with <i>satin chrome</i> . Specify with <i>polished chrome</i> .

Specification Information	
Style Number	Base Price
GPDDFS	\$19

Screw-In Base Stop



Standard Includes	Required to Specify
<ul style="list-style-type: none"> Screw-in base stop 	1 Style number 2 Metal color number: 9200 Satin Chrome 9201 Polished Chrome 3 Options, if selected (see below)

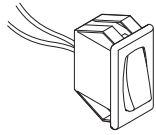
Options	Price	Required to Specify
Surface Materials <ul style="list-style-type: none"> 9200 Satin Chrome 9201 Polished Chrome 	No cost +\$25	Specify with <i>satin chrome</i> . Specify with <i>polished chrome</i> .

Specification Information	
Style Number	Base Price
GPDSBS	\$68

Hardware and Accessories for Swing Doors, continued

SIN 711.1

Low-Voltage Switches




Tip: Switches are UL- and CSA-rated.

Tip: Low-voltage switch assemblies are specified by voltage rating to correspond to the voltage of the lighting system. This ensures that the transformer will be compatible with the lighting system.

Standard Includes		Required to Specify
<ul style="list-style-type: none"> • Switch: black • 18-gauge wire • Switch plate: black • Transformer 		Style number
Specification Information		
• Style Number	• Price	
Low-Voltage Switch (24V) with 120V Transformer		
GPDS120	\$306	
Low-Voltage Switch (24V) with 277V Transformer		
GPDS277	\$318	
Low-Voltage Switch (24V) with 347V Transformer		
GPDS347	\$378	

High-Voltage Switches



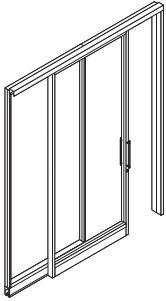
Tip: Switches are UL- and CSA-rated.

Standard Includes		Required to Specify
<ul style="list-style-type: none"> • Switch: ivory • Electrical box and related hardware • Switch plate: clear anodized satin 		Style number
Specification Information		
• Style Number	• Price	
Single Pole Single Switch		
GPDS1	\$194	
Single Pole Double Switch		
GPDS1	\$294	

Privacy Wall Slider Doors with Tubular Pull

All Glass

SIN 711.1



Tip: For information regarding Etched and Pattern Glass Planning, see the Architectural Solutions Specification Guide.

Standard Includes	Required to Specify
<ul style="list-style-type: none"> Ceiling height from 8'0"H to 10'0"H, in one-inch increments Slider door: glass 1/4"-thick clear tempered glass Door frame: paint Side panel Slide hardware Floor track with adjustable levelers to accommodate continuous 5"H base trim (ordered separately): paint Low-voltage knockout for door switch 	<ol style="list-style-type: none"> Style number Ceiling height Paint for frame and muntins Glass color number for full glass, if selected Glass color number(s) for three or four equal divided lites, if selected Glass color number(s) for two or four transom-aligned lites, if selected Paint color number for floor track Post extension Slide orientation Options, if selected (see below) <p>▶ See <i>Surface Materials</i>, page 194.</p>

Surface Materials	Options	Price	Required to Specify	
	Glass frame surface			
	• Paint price group 1	No cost	Specify paint color number.	
	• Paint price group 2	+\$ 51	Specify paint color number.	
	• Paint price group 3	+\$ 93	Specify paint color number.	
	80"W doors 96"H through 120"H			
	• Glass price group 1	No cost	Specify glass number for door.	
	• Glass price group 2	+\$1010	Specify glass number for door.	
	• Glass price group 3	+\$1203	Specify glass number for door.	
	• Glass price group 4	+\$1928	Specify glass number for door.	
	• Glass price group 5	N.A.	Specify glass number for door.	
• Glass price group 6	+\$3802	Specify glass number for door.		
96"W doors 96"H through 120"H				
• Glass price group 1	No cost	Specify glass number for door.		
• Glass price group 2	+\$1214	Specify glass number for door.		
• Glass price group 3	+\$1442	Specify glass number for door.		
• Glass price group 4	+\$2313	Specify glass number for door.		
• Glass price group 5	N.A.	Specify glass number for door.		
• Glass price group 6	+\$4561	Specify glass number for door.		
Ceiling Height	Solid single door leaves			
	• 8'0" through 9'0"	No cost	Specify ceiling height in 1" increments.	
	• 9'1" through 10'0"	+\$ 93	Specify ceiling height in 1" increments.	
Pull	• No pull and no door prep for pull	-\$ 95	Specify <i>with no pull</i> .	
Lock	• Door lock with interior thumb latch	+\$ 439	Specify <i>with lock</i> .	
Slide Orientation	• Left-hand slider door	No cost	Specify <i>with left-hand slider door</i> .	
	• Right-hand slider door	No cost	Specify <i>with right-hand slider door</i> .	
Post Extension	• Post extensions modified to accommodate recessed ceiling track (ordered separately)	No cost	Specify <i>with post extensions for recessed ceiling track interface</i> .	
	• Post extensions modified to accommodate overlapping ceiling track (ordered separately)	No cost	Specify <i>with post extensions for overlapping ceiling track interface</i> .	
Related Products	<ul style="list-style-type: none"> Switches Ceiling tracks Continuous base trim Feature strips 		<ul style="list-style-type: none"> ▶ Page 88 ▶ Page 154 ▶ Page 160 ▶ Pages 164–166 	

▶ Options, continued on next page

► Options, continued from previous page

Tip: SmartTools options are available and easily ordered when using SmartTools software. If you do not have access to SmartTools software, these options can also be ordered using the normal Specials RFQ (Request For Quote) process.

Tip: Slider door assembly widths are displayed in actual sizes. Relative width of door and side panel may vary.

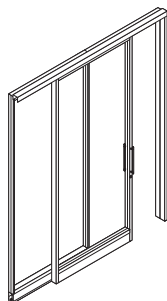
SmartTools Options	Price	Required to Specify
Parametric Ceiling Height (Available in 1" increments)	<ul style="list-style-type: none"> 7'5"H through 7'11"H No cost	Specify ceiling height in 1" increments.
Parametric Width Slider Door Assembly with Equal Width Door and Side Panel	<ul style="list-style-type: none"> 76"W through 79"W and 81"W through 95"W 97"W through 113"W No cost / +\$177	Specify slider door assembly widths in 1" increments. Specify slider door assembly widths in 1" increments.
Parametric Width Slider Door Assembly with Fixed Width Door and Variable Width Side Panel	<ul style="list-style-type: none"> 40"W doors: 81"W through 103"W 48"W doors: 97"W through 111"W +\$177 / +\$177	Specify slider door assembly widths in 1" increments. Specify slider door assembly widths in 1" increments.
Base	<ul style="list-style-type: none"> 4"H base +\$228	Specify to accept 4"H base.

Specification Information

Width	Style Number	Base Price
:	:	:
:	:	:

All Glass

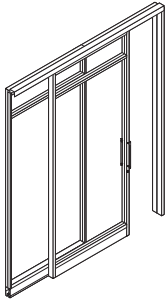
80"	GPDSSTF80	\$3562
96"	GPDSSTF96	\$3694
:	:	:



Privacy Wall Slider Doors with Tubular Pull

Two Transom-Aligned Lites

SIN 711.1



Tip: For information regarding Etched and Pattern Glass Planning, see the Architectural Solutions Specification Guide.

Tip: Upcharge per lite includes the glass in the door and the side panel.

Standard Includes	Required to Specify
<ul style="list-style-type: none"> Ceiling height from 8'0"H to 120"H, in one-inch increments Slider door: glass 1/4"-thick clear tempered glass Door frame: paint Side panel Slide hardware Floor track with adjustable levelers to accommodate continuous 5"H base trim (ordered separately): paint Tubular door pull: brushed stainless Low-voltage knockout for door switch 	<ol style="list-style-type: none"> Style number Ceiling height Paint for frame and muntins Glass color number for full glass, if selected Glass color number(s) for three or four equal divided lites, if selected Glass color number(s) for two or four transom-aligned lites, if selected Paint color number for floor track Post extension Slide orientation Options, if selected (see below) <p>▶ See <i>Surface Materials</i>, page 194.</p>

Surface Materials	Options	Price	Required to Specify
	Glass frame surface		
	• Paint price group 1	No cost	Specify paint color number.
	• Paint price group 2	+\$ 51	Specify paint color number.
	• Paint price group 3	+\$ 93	Specify paint color number.
	80"W doors 96"H through 120"H (per top lite row of glass)		
	• Glass price group 1	No cost	Specify glass number for door.
	• Glass price group 2	+\$ 188	Specify glass number for door.
	• Glass price group 3	+\$ 224	Specify glass number for door.
	• Glass price group 4	+\$ 360	Specify glass number for door.
	• Glass price group 5	N.A.	Specify glass number for door.
	• Glass price group 6	+\$ 706	Specify glass number for door.
	80"W doors 96"H through 120"H (per lower lite row of glass)		
	• Glass price group 1	No cost	Specify glass number for door.
	• Glass price group 2	+\$ 858	Specify glass number for door.
	• Glass price group 3	+\$1019	Specify glass number for door.
	• Glass price group 4	+\$1635	Specify glass number for door.
	• Glass price group 5	N.A.	Specify glass number for door.
	• Glass price group 6	+\$3228	Specify glass number for door.
	96"W doors 96"H through 120"H (per top lite row of glass)		
	• Glass price group 1	No cost	Specify glass number for door.
	• Glass price group 2	+\$ 216	Specify glass number for door.
	• Glass price group 3	+\$ 256	Specify glass number for door.
	• Glass price group 4	+\$ 409	Specify glass number for door.
	• Glass price group 5	N.A.	Specify glass number for door.
	• Glass price group 6	+\$ 809	Specify glass number for door.
	96"W doors 96"H through 120"H (per lower lite row of glass)		
	• Glass price group 1	No cost	Specify glass number for door.
	• Glass price group 2	+\$ 978	Specify glass number for door.
	• Glass price group 3	+\$1166	Specify glass number for door.
	• Glass price group 4	+\$1868	Specify glass number for door.
	• Glass price group 5	N.A.	Specify glass number for door.
	• Glass price group 6	+\$3687	Specify glass number for door.
Ceiling Height	• 8'0" through 9'0"	No cost	Specify ceiling height in 1" increments.
	• 9'1" through 10'0"	+\$ 93	Specify ceiling height in 1" increments.
Pull	• No pull and no door prep for pull	-\$ 95	Specify <i>with no pull</i> .
Lock	• Door lock with interior thumb latch	+\$ 439	Specify <i>with lock</i> .
Slide Orientation	• Left-hand slider door	No cost	Specify <i>with left-hand slider door</i> .
	• Right-hand slider door	No cost	Specify <i>with right-hand slider door</i> .

▶ Options, continued on next page

► Options, continued from previous page

Options	Price	Required to Specify
Post Extension		
• Post extensions modified to accommodate recessed ceiling track (ordered separately)	No cost	Specify with <i>post extensions</i> for <i>recessed ceiling track interface</i> .
• Post extensions modified to accommodate overlapping to ceiling track (ordered separately)	No cost	Specify with <i>post extensions</i> for <i>overlapping ceiling track interface</i> .

Related Products	<ul style="list-style-type: none"> • Switches • Ceiling tracks • Continuous base trim • Feature strips 	<ul style="list-style-type: none"> ► Page 88 ► Page 154 ► Page 160 ► Pages 164–166
-------------------------	--	--

Tip: SmartTools options are available and easily ordered when using SmartTools software. If you do not have access to SmartTools software, these options can also be ordered using the normal Specials RFQ (Request For Quote) process.

Tip: Slider door assembly widths are displayed in actual sizes. Relative width of door and side panel may vary.

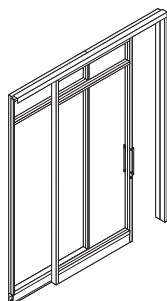
SmartTools Options	Price	Required to Specify
Muntin		
Change muntin size		
• Change to 1½"W or 2¼"W	No cost	Specify change muntin size.
Change muntin location		
• Change muntin location	No cost	Specify change muntin location.
Parametric Width Slider Door Assembly with Equal Width Door and Side Panel		
• 76"W through 79"W and 81"W through 95"W	No cost	Specify slider door assembly widths in 1" increments.
• 97"W through 113"W	+\$177	Specify slider door assembly widths in 1" increments.
Parametric Width Slider Door Assembly with Fixed Width Door and Variable Width Side Panel		
• 40"W doors: 81"W through 103"W	+\$177	Specify slider door assembly widths in 1" increments.
• 48"W doors: 97"W through 111"W	+\$177	Specify slider door assembly widths in 1" increments.
Base		
• 4"H base	+\$228	Specify to accept 4"H base.

Specification Information

Width	Style Number	Base Price
:	:	:
:	:	:

Two Transom-Aligned Lites

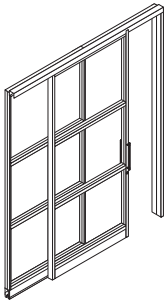
80"	GPDSST2L80	\$3610
96"	GPDSST2L96	\$3768
:	:	:



Privacy Wall Slider Doors with Tubular Pull

Three Equal Divided Lites

SIN 711.1



Tip: For information regarding Etched and Pattern Glass Planning, see the Architectural Solutions Specification Guide.

Tip: Upcharge per lite includes the glass in the door and the side panel.

Standard Includes	Required to Specify
<ul style="list-style-type: none"> Ceiling height from 8'0"H to 120"H, in one-inch increments Slider door: glass 1/4"-thick clear tempered glass Door frame: paint Side panel Slide hardware Floor track with adjustable levelers to accommodate continuous 5"H base trim (ordered separately): paint Tubular door pull: brushed stainless Low-voltage knockout for door switch 	<ol style="list-style-type: none"> Style number Ceiling height Paint for frame and muntins Glass color number for full glass, if selected Glass color number(s) for three or four equal divided lites, if selected Glass color number(s) for two or four transom-aligned lites, if selected Paint color number for floor track Post extension Slide orientation Options, if selected (see below) <p>▶ See <i>Surface Materials</i>, page 194.</p>

Surface Materials	Options	Price	Required to Specify
	Glass frame surface		
	<ul style="list-style-type: none"> Paint price group 1 Paint price group 2 Paint price group 3 	<ul style="list-style-type: none"> No cost +\$ 51 +\$ 93 	<ul style="list-style-type: none"> Specify paint color number. Specify paint color number. Specify paint color number.
	80"W doors 8'0"H through 10'0"H (per row of glass)		
	<ul style="list-style-type: none"> Glass price group 1 Glass price group 2 Glass price group 3 Glass price group 4 Glass price group 5 Glass price group 6 	<ul style="list-style-type: none"> No cost +\$ 336 +\$ 401 +\$ 642 N.A. +\$1266 	<ul style="list-style-type: none"> Specify glass number for lite. Specify glass number for lite. Specify glass number for lite. Specify glass number for lite. Specify glass number for lite. Specify glass number for lite.
	96"W doors 8'0"H through 10'0"H (per row of glass)		
	<ul style="list-style-type: none"> Glass price group 1 Glass price group 2 Glass price group 3 Glass price group 4 Glass price group 5 Glass price group 6 	<ul style="list-style-type: none"> No cost +\$ 404 +\$ 484 +\$ 773 N.A. +\$1524 	<ul style="list-style-type: none"> Specify glass number for lite. Specify glass number for lite. Specify glass number for lite. Specify glass number for lite. Specify glass number for lite. Specify glass number for lite.
	Ceiling Height	Solid single door leaves	
	<ul style="list-style-type: none"> 8'0" through 9'0" 9'1" through 10'0" 	<ul style="list-style-type: none"> No cost +\$ 93 	<ul style="list-style-type: none"> Specify ceiling height in 1" increments. Specify ceiling height in 1" increments.
	Pull	<ul style="list-style-type: none"> No pull 	<ul style="list-style-type: none"> –\$ 95 <p>Specify with <i>no pull</i>.</p>
	Lock	<ul style="list-style-type: none"> Door lock with interior thumb latch 	<ul style="list-style-type: none"> +\$ 439 <p>Specify with <i>lock</i>.</p>
	Slide Orientation	<ul style="list-style-type: none"> Left-hand slider door Right-hand slider door 	<ul style="list-style-type: none"> No cost No cost <p>Specify with <i>left-hand slider door</i>. Specify with <i>right-hand slider door</i>.</p>
	Post Extension	<ul style="list-style-type: none"> Post extensions modified to accommodate recessed ceiling track (ordered separately) Post extensions modified to accommodate overlapping ceiling track (ordered separately) 	<ul style="list-style-type: none"> No cost No cost <p>Specify with <i>post extensions for recessed ceiling track interface</i>. Specify with <i>post extensions for overlapping ceiling track interface</i>.</p>
Related Products	<ul style="list-style-type: none"> Switches Ceiling tracks Continuous base trim Feature strips 		<ul style="list-style-type: none"> ▶ Page 88 ▶ Page 154 ▶ Page 160 ▶ Pages 164–166

▶ Options, continued on next page

► Options, continued from previous page

Tip: SmartTools options are available and easily ordered when using SmartTools software. If you do not have access to SmartTools software, these options can also be ordered using the normal Specials RFQ (Request For Quote) process.

Tip: Slider door assembly widths are displayed in actual sizes. Relative width of door and side panel may vary.

Tip: Muntin quantity and location must match door assembly and side panel. See Privacy Wall Slider Doors, see the Architectural Solutions Specification Guide.

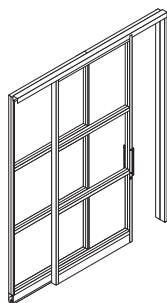
SmartTools Options	Price	Required to Specify
Muntin Change muntin size • Change to 1½"W or 2¼"W Change muntin location • Change muntin location	No cost	Specify muntin size.
Parametric Ceiling Height (Available in 1" increments) • 7'5"W through 7'11"H	No cost	Specify ceiling height in 1" increments.
Parametric Width Slider Door Assembly with Equal Width Door and Side Panel • 76"W through 79"W and 81"W through 95"W • 97"W through 113"W	No cost +\$177	Specify slider door assembly widths in 1" increments. Specify slider door assembly widths in 1" increments.
Parametric Width Slider Door Assembly with Fixed Width Door and Variable Width Side Panel • 40"W doors: 81"W through 103"W • 48"W doors: 97"W through 111"W	+\$177 +\$177	Specify slider door assembly widths in 1" increments. Specify slider door assembly widths in 1" increments.
Base • 4"H base	+\$228	Specify to accept 4"H base.

Specification Information

Width	Style Number	Base Price
-------	--------------	------------

Three Equal Divided Lites

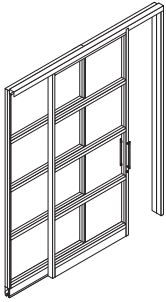
80"	GPDSST3E80	\$3668
96"	GPDSST3E96	\$3829



Privacy Wall Slider Doors with Tubular Pull

Four Equal Divided Lites

SIN 711.1



Tip: For information regarding Etched and Pattern Glass Planning, see the Architectural Solutions Specification Guide.

Tip: Upcharge per lite includes the glass in the door and the side panel.

Standard Includes	Required to Specify
<ul style="list-style-type: none"> Ceiling height from 8'0"H to 120"H, in one-inch increments Slider door: glass 1/4"-thick clear tempered glass Door frame: paint Side panel Slide hardware Floor track with adjustable levelers to accommodate continuous 5"H base trim (ordered separately): paint Tubular door pull: brushed stainless Low-voltage knockout for door switch 	<ol style="list-style-type: none"> Style number Ceiling height Paint for frame and muntins Glass color number for full glass, if selected Glass color number(s) for three or four equal divided lites, if selected Glass color number(s) for two or four transom-aligned lites, if selected Paint color number for floor track Post extension Slide orientation Options, if selected (see below) <p>▶ See <i>Surface Materials</i>, page 194.</p>

Surface Materials	Options	Price	Required to Specify
	Glass frame surface <ul style="list-style-type: none"> Paint price group 1 Paint price group 2 Paint price group 3 	No cost +\$ 51 +\$ 93	Specify paint color number. Specify paint color number. Specify paint color number.
	80"W doors 8'0"H through 10'0"H (per row of glass)		
	<ul style="list-style-type: none"> Glass price group 1 Glass price group 2 Glass price group 3 Glass price group 4 Glass price group 5 Glass price group 6 	No cost +\$ 252 +\$ 303 +\$ 481 N.A. +\$ 950	Specify glass number for lite. Specify glass number for lite. Specify glass number for lite. Specify glass number for lite. Specify glass number for lite. Specify glass number for lite.
	96"W doors 8'0"H through 10'0"H (per row of glass)		
	<ul style="list-style-type: none"> Glass price group 1 Glass price group 2 Glass price group 3 Glass price group 4 Glass price group 5 Glass price group 6 	No cost +\$ 303 +\$ 364 +\$ 580 N.A. +\$1143	Specify glass number for lite. Specify glass number for lite. Specify glass number for lite. Specify glass number for lite. Specify glass number for lite. Specify glass number for lite.
	Ceiling Height <ul style="list-style-type: none"> 8'0" through 9'0" 9'1" through 10'0" 	Solid single door leaves No cost +\$ 93	Specify ceiling height in 1" increments. Specify ceiling height in 1" increments.
	Pull <ul style="list-style-type: none"> No pull 	-\$ 95	Specify with <i>no pull</i> .
	Lock <ul style="list-style-type: none"> Door lock with interior thumb latch 	+\$ 439	Specify with <i>lock</i> .
	Slide Orientation <ul style="list-style-type: none"> Left-hand slider door Right-hand slider door 	No cost No cost	Specify with <i>left-hand slider door</i> . Specify with <i>right-hand slider door</i> .
	Post Extension <ul style="list-style-type: none"> Post extensions modified to accommodate recessed ceiling track (ordered separately) Post extensions modified to accommodate overlapping ceiling track (ordered separately) 	No cost No cost	Specify with <i>post extensions for recessed ceiling track interface</i> . Specify with <i>post extensions for overlapping ceiling track interface</i> .
Related Products	<ul style="list-style-type: none"> Switches Ceiling tracks Continuous base trim Feature strips 		▶ Page 88 ▶ Page 154 ▶ Page 160 ▶ Pages 164–166

▶ Options, continued on next page

► Options, continued from previous page

	SmartTools Options	Price	Required to Specify
Surface Materials	Glass for 5th and 6th lite opening • See standard options for glass price group above		Specify glass number for lite 5 or 6.
Muntin	Change muntin size • Change to 1½"W or 2¼"W	No cost	Specify muntin size.
	Change muntin location • Change muntin location	No cost	Specify muntin location.
	Additional muntin • Muntin	+\$177	Specify <i>with muntin</i> .
Parametric Ceiling Height (Available in 1" increments)	• 7½"W through 7'11"H	No cost	Specify ceiling height in 1" increments.
Parametric Width Slider Door Assembly with Equal Width Door and Side Panel	• 76"W through 79"W and 81"W through 95"W	No cost	Specify slider door assembly widths in 1" increments.
	• 97"W through 113"W	+\$177	Specify slider door assembly widths in 1" increments.
Parametric Width Slider Door Assembly with Fixed Width Door and Variable Width Side Panel	• 40"W doors: 81"W through 103"W	+\$177	Specify slider door assembly widths in 1" increments.
	• 48"W doors: 97"W through 111"W	+\$177	Specify slider door assembly widths in 1" increments.
Base	• 4"H base	+\$228	Specify to accept 4"H base.

Specification Information

Width	Style Number	Base Price
-------	--------------	------------

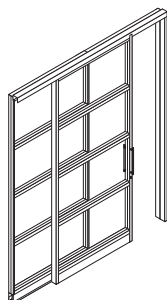
Four Equal Divided Lites

80"	GPDSST4E80	\$3726
96"	GPDSST4E96	\$3891
:	:	:

Tip: SmartTools options are available and easily ordered when using SmartTools software. If you do not have access to SmartTools software, these options can also be ordered using the normal Specials RFQ (Request For Quote) process.

Tip: Specify additional muntin(s) for use in five- or six-lite assembly applications. Maximum of six lites. See Privacy Wall Slider Doors, see the Architectural Solutions Specification Guide.

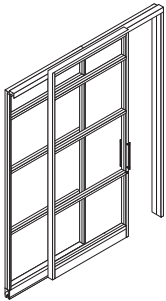
Tip: Slider door assembly widths are displayed in actual sizes. Relative width of door and side panel may vary.



Privacy Wall Slider Doors with Tubular Pull

Four Transom-Aligned Lites

SIN 711.1



Tip: For information regarding Etched and Pattern Glass Planning, see the Architectural Solutions Specification Guide.

Tip: Upcharge per lite includes the glass in the door and the side panel.

Standard Includes	Required to Specify
<ul style="list-style-type: none"> Ceiling height from 8'0"H to 120"H, in one-inch increments Slider door: glass 1/4"-thick clear tempered glass Door frame: paint Side panel Slide hardware Floor track with adjustable levelers to accommodate continuous 5"H base trim (ordered separately): paint Tubular door pull: brushed stainless Low-voltage knockout for door switch 	<ol style="list-style-type: none"> Style number Ceiling height Paint for frame and muntins Glass color number for full glass, if selected Glass color number(s) for three or four equal divided lites, if selected Glass color number(s) for two or four transom-aligned lites, if selected Paint color number for floor track Post extension Slide orientation Options, if selected (see below) <p>▶ See <i>Surface Materials</i>, page 194.</p>

Surface Materials	Options	Price	Required to Specify
	Glass frame surface		
	<ul style="list-style-type: none"> Paint price group 1 Paint price group 2 Paint price group 3 	<ul style="list-style-type: none"> No cost +\$ 51 +\$ 93 	<ul style="list-style-type: none"> Specify paint color number. Specify paint color number. Specify paint color number.
	80"W doors 96"H through 120"H (per top lite row of glass)		
	<ul style="list-style-type: none"> Glass price group 1 Glass price group 2 Glass price group 3 Glass price group 4 Glass price group 5 Glass price group 6 	<ul style="list-style-type: none"> No cost +\$ 188 +\$ 224 +\$ 360 N.A. +\$ 706 	<ul style="list-style-type: none"> Specify glass number for lite. Specify glass number for lite. Specify glass number for lite. Specify glass number for lite. Specify glass number for lite. Specify glass number for lite.
	80"W doors 96"H through 120"H (per lower lite row of glass)		
	<ul style="list-style-type: none"> Glass price group 1 Glass price group 2 Glass price group 3 Glass price group 4 Glass price group 5 Glass price group 6 	<ul style="list-style-type: none"> No cost +\$ 272 +\$ 328 +\$ 520 N.A. +\$1023 	<ul style="list-style-type: none"> Specify glass number for lite. Specify glass number for lite. Specify glass number for lite. Specify glass number for lite. Specify glass number for lite. Specify glass number for lite.
	96"W doors 96"H through 120"H (per top lite row of glass)		
	<ul style="list-style-type: none"> Glass price group 1 Glass price group 2 Glass price group 3 Glass price group 4 Glass price group 5 Glass price group 6 	<ul style="list-style-type: none"> No cost +\$ 216 +\$ 256 +\$ 409 N.A. +\$ 809 	<ul style="list-style-type: none"> Specify glass number for lite. Specify glass number for lite. Specify glass number for lite. Specify glass number for lite. Specify glass number for lite. Specify glass number for lite.
	96"W doors 96"H through 120"H (per lower lite row of glass)		
	<ul style="list-style-type: none"> Glass price group 1 Glass price group 2 Glass price group 3 Glass price group 4 Glass price group 5 Glass price group 6 	<ul style="list-style-type: none"> No cost +\$ 326 +\$ 392 +\$ 704 N.A. +\$1230 	<ul style="list-style-type: none"> Specify glass number for lite. Specify glass number for lite. Specify glass number for lite. Specify glass number for lite. Specify glass number for lite. Specify glass number for lite.
Ceiling Height	<ul style="list-style-type: none"> 8'0" through 9'0" 9'1" through 10'0" 	<ul style="list-style-type: none"> No cost +\$ 93 	<ul style="list-style-type: none"> Specify ceiling height in 1" increments. Specify ceiling height in 1" increments.
Pull	<ul style="list-style-type: none"> No pull 	<ul style="list-style-type: none"> -\$ 95 	<ul style="list-style-type: none"> Specify <i>with no pull</i>.
Lock	<ul style="list-style-type: none"> Door lock with interior thumb latch 	<ul style="list-style-type: none"> +\$ 439 	<ul style="list-style-type: none"> Specify <i>with lock</i>.
Slide Orientation	<ul style="list-style-type: none"> Left-hand slider door Right-hand slider door 	<ul style="list-style-type: none"> No cost No cost 	<ul style="list-style-type: none"> Specify <i>with left-hand slider door</i>. Specify <i>with right-hand slider door</i>.

▶ Options, continued on next page

► Options, continued from previous page

Options	Price	Required to Specify
Post Extension		
• Post extensions modified to accommodate recessed ceiling track (ordered separately)	No cost	Specify with post extensions for recessed ceiling track interface.
• Post extensions modified to accommodate overlapping ceiling track (ordered separately)	No cost	Specify with post extensions for overlapping ceiling track interface.
Related Products		
• Switches		► Page 88
• Ceiling tracks		► Page 154
• Continuous base trim		► Page 160
• Feature strips		► Pages 164–166

Tip: SmartTools options are available and easily ordered when using SmartTools software. If you do not have access to SmartTools software, these options can also be ordered using the normal Specials RFQ (Request For Quote) process.

Tip: Slider door assembly widths are displayed in actual sizes. Relative width of door and side panel may vary.

Tip: Specify additional muntin(s) for use in five- or six-lite assembly applications. Maximum of six lites. See the Architectural Solutions Specification Guide.

Tip: Muntin quantity and location must match door assembly and side panel. ► See the Architectural Solutions Specification Guide.

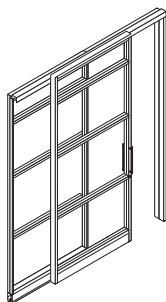
SmartTools Options	Price	Required to Specify
Surface Materials	Glass for 5th and 6th lite opening	
	• See standard options for lower lite row glass price group above	Specify glass number for lite 5 or 6.
Muntin	Change muntin size	
	• Change to 1½"W or 2¼"W	No cost
	Change muntin location	
	• Change muntin location	No cost
	Additional muntin	
	• Muntin	+\$177
Parametric Width Slider Door Assembly with Equal Width Door and Side Panel		
	• 76"W through 79"W and 81"W through 95"W	No cost
	• 97"W through 113"W	+\$177
Parametric Width Slider Door Assembly with Fixed Width Door and Variable Width Side Panel		
	• 40"W doors: 81"W through 103"W	+\$177
	• 48"W doors: 97"W through 111"W	+\$177
Base	• 4"H base	+\$228

Specification Information

Width	Style Number	Base Price
:	:	:
:	:	:

Four Transom-Aligned Lites

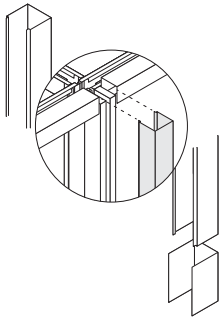
80"	GPDSST4L80	\$3726
96"	GPDSST4L96	\$3891
:	:	:



Back-to-Back Cover

For Privacy Wall Slider Doors

SIN 711.1



Standard Includes	Required to Specify
-------------------	---------------------

- Back-to-back cover: paint price group 1
- Plinth: paint

- 1 Style number
 - 2 Paint color number for cover and plinth
 - 3 Options, if selected (see below)
- ▶ See *Surface Materials*, page 194.

Surface Materials	Options	Price	Required to Specify
-------------------	---------	-------	---------------------

Surface Materials

- Paint price group 1
- Paint price group 2
- Paint price group 3

No cost
+\$ 8
+\$15

Specify paint color number.
Specify paint color number.
Specify paint color number.

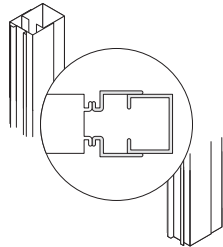
Specification Information	
Style Number	Base Price

Style Number	Base Price
GPDSCB	\$171

Mini Ends

SIN 711.1

Mini Ends



Tip: SmartTools options are available and easily ordered when using SmartTools software. If you do not have access to SmartTools software, these options can also be ordered using the normal Specials RFQ (Request For Quote) process.

Standard Includes	Required to Specify
-------------------	---------------------

<ul style="list-style-type: none"> Ceiling height from 8'0"H to 10'0"H, in one-inch increments Telescoping mini end: paint 	<ol style="list-style-type: none"> Style number Ceiling height Paint color number for mini end Options, if selected (see below) <p>▶ See <i>Surface Materials</i>, page 194.</p>
--	--

Surface Materials	Options	Price	Required to Specify
-------------------	---------	-------	---------------------

Surface Materials	• Paint price group 1	No cost	Specify paint color number.
	• Paint price group 2	+\$ 8	Specify paint color number.
	• Paint price group 3	+\$ 15	Specify paint color number.
	• Fabric price group 1	+\$ 85	Specify fabric color number.
	• Fabric price group 2	+\$111	Specify fabric color number.
	• Fabric price group 3	+\$146	Specify fabric color number.
	• Fabric price group 5	+\$179	Specify fabric color number.
• Customer's Own Material/Vinyl (COM)	+\$ 85	▶ See <i>Surface Materials Reference Manual</i> .	

Ceiling Height	• 8'0" through 10'0"	No cost	Specify ceiling height in 1" increments.
-----------------------	----------------------	---------	--

Related Product	• Wall panels		▶ Page 34
------------------------	---------------	--	-----------

Parametric Ceiling Height	SmartTools Options	Price	Required to Specify
---------------------------	--------------------	-------	---------------------

Parametric Ceiling Height	• 7'5" through 7'11"	No cost	Specify ceiling height in 1" increments.
	• 10'1" through 11'0"	+\$ 18	Specify ceiling height in 1" increments.

Modified Angle (45° to 135° in 5° increments)	• For GPMES	+\$167	Specify with <i>modified angle</i> .
	• For GPMEM	+\$177	Specify with <i>modified angle</i> .
	• For GPMEL	+\$191	Specify with <i>modified angle</i> .

Base	• 4"H base	+\$ 18	Specify to accept 4"H base.
-------------	------------	--------	-----------------------------

Specification Information		
Size	Style Number	Base Price

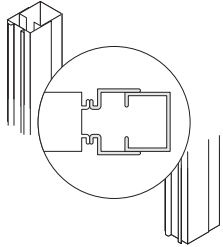
1 1/2" to 2 1/8"	GPMES	\$265
2 1/8" to 3 1/2"	GPMEM	\$265
3 1/2" to 6"	GPMEL	\$343
:	:	:

Privacy Wall

Mini Ends, continued

SIN 711.1

Mini Ends to the Floor



Tip: Mini ends should be specified to the floor when positioned next to a door frame. Mini ends will be field-cut by installer to final length.
 ▶ See the Architectural Solutions Specification Guide.

Tip: SmartTools options are available and easily ordered when using SmartTools software. If you do not have access to SmartTools software, these options can also be ordered using the normal Specials RFQ (Request For Quote) process.

Standard Includes	Required to Specify
<ul style="list-style-type: none"> • Mini end: 10'1"H • Telescoping mini end: paint 	1 Style number 2 Paint color number for mini end 3 Options, if selected (see below) ▶ See <i>Surface Materials</i> , page 194.

Options	Price	Required to Specify
Surface Materials <ul style="list-style-type: none"> • Paint price group 1 • Paint price group 2 • Paint price group 3 • Fabric price group 1 • Fabric price group 2 • Fabric price group 3 • Fabric price group 5 • Customer's Own Material/Vinyl (COM) 	No cost +\$ 8 +\$ 15 +\$ 85 +\$111 +\$146 +\$179 +\$ 85	Specify paint color number. Specify paint color number. Specify paint color number. Specify fabric color number. Specify fabric color number. Specify fabric color number. Specify fabric color number. Specify fabric color number. ▶ See <i>Surface Materials Reference Manual</i> .

Related Product <ul style="list-style-type: none"> • Wall panels 	▶ Page 34
--	-----------

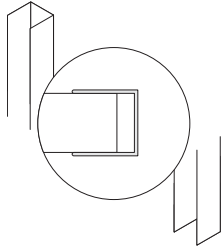
SmartTools Options	Price	Required to Specify
Parametric Ceiling Height <ul style="list-style-type: none"> • 10'1" through 11'0" 	+\$ 18	Specify ceiling height in 1" increments.
Modified Angle (45° to 135° in 5° increments) <ul style="list-style-type: none"> • For GPMESF • For GPMEMF • For GPMELF 	+\$167 +\$177 +\$191	Specify <i>with modified angle</i> . Specify <i>with modified angle</i> . Specify <i>with modified angle</i> .

Specification Information		
• Size	• Style Number	• Base Price
1 ¹ / ₂ " to 2 ¹ / ₈ "	GPMESF	\$265
2 ¹ / ₈ " to 3 ¹ / ₂ "	GPMEMF	\$265
3 ¹ / ₂ " to 6"	GPMELF	\$343
•	•	•

Wall Channels

SIN 711.1

Wall Channels



Tip: Wall channels are cut to size in the field.

Tip: Specify an end filler cut kit when cutting a panel into a wall channel. The end filler cut kit includes a wall channel and spreader.

Tip: SmartTools options are available and easily ordered when using SmartTools software. If you do not have access to SmartTools software, these options can also be ordered using the normal Specials RFQ (Request For Quote) process.

Standard Includes	Required to Specify
-------------------	---------------------

<ul style="list-style-type: none"> Wall channel, 10'0": paint 	<ul style="list-style-type: none"> 1 Style number 2 Paint color number for wall channel 3 Options, if selected (see below) ▶ See <i>Surface Materials</i>, page 194.
--	--

Options	Price	Required to Specify
---------	-------	---------------------

Surface Materials <ul style="list-style-type: none"> Paint price group 1 Paint price group 2 Paint price group 3 Fabric price group 1 Fabric price group 2 Fabric price group 3 Fabric price group 5 Customer's Own Material (COM) 	<ul style="list-style-type: none"> No cost +\$ 8 +\$ 15 +\$ 85 +\$111 +\$146 +\$179 +\$ 85 	<ul style="list-style-type: none"> Specify paint color number. Specify paint color number. Specify paint color number. Specify fabric color number. Specify fabric color number. Specify fabric color number. Specify fabric color number. ▶ See <i>Surface Materials Reference Manual</i>.
Ceiling Height <ul style="list-style-type: none"> 8'0" through 10'0" 	<ul style="list-style-type: none"> No cost 	<ul style="list-style-type: none"> Specify ceiling height in 1" increments.

SmartTools Options	Price	Required to Specify
--------------------	-------	---------------------

Parametric Ceiling Height (Available in 1" increments)	<ul style="list-style-type: none"> 10'1" through 11'0" +\$ 18 	<ul style="list-style-type: none"> Specify ceiling height in 1" increments.
--	--	--

Specification Information			
Size	Length	Style Number	Base Price

1"	10'	GPWC1	\$139
2 1/4"	10'	GPWC2	\$139
4"	10'	GPWC4	\$164
:	:	:	:

Wall Channels, continued

SIN 711.1

Panel End Cut Kit



Tip: Slider door assembly widths are displayed in nominal sizes. Actual sizes vary in height and width.

Standard Includes **Required to Specify**

- Panel spreader
- Leveler for 5" base
- Leveler reinforcement
- Finished end: paint

- 1 Style number
- 2 Paint color number
- 3 Options, if selected (see below)
- ▶ See *Surface Materials*, page 194.

Options **Price** **Required to Specify**

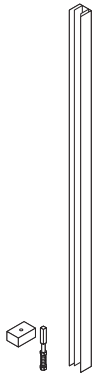
Surface Materials	Options	Price	Required to Specify
	• Paint price group 1	No cost	Specify paint color number.
	• Paint price group 2	+\$ 8	Specify paint color number.
	• Paint price group 3	+\$ 15	Specify paint color number.
	• Fabric price group 1	+\$ 85	Specify fabric color number.
	• Fabric price group 2	+\$111	Specify fabric color number.
	• Fabric price group 3	+\$146	Specify fabric color number.
	• Fabric price group 5	+\$179	Specify fabric color number.
	• Customer's Own Material/Vinyl (COM)	+\$ 85	▶ See <i>Surface Materials Reference Manual</i> .

Related Product	Options	Price	Required to Specify
	• Wall panels		▶ Page 34

Specification Information

• Height	• Style Number	• Base Price
10'	GPWCCP	\$168

End Filler Cut Kit



Standard Includes	Required to Specify
<ul style="list-style-type: none"> • Panel spreader • Leveler for 5" base • Leveler reinforcement • Wall channel: paint 	<ul style="list-style-type: none"> 1 Style number 2 Paint color number 3 Options, if selected (see below) ▶ See <i>Surface Materials</i>, page 194.

Options	Price	Required to Specify
Surface Materials		
• Paint price group 1	No cost	Specify paint color number.
• Paint price group 2	+\$ 8	Specify paint color number.
• Paint price group 3	+\$ 15	Specify paint color number.
• Fabric price group 1	+\$ 85	Specify fabric color number.
• Fabric price group 2	+\$111	Specify fabric color number.
• Fabric price group 3	+\$146	Specify fabric color number.
• Fabric price group 5	+\$179	Specify fabric color number.
• Customer's Own Material/Vinyl (COM)	+\$ 85	▶ See <i>Surface Materials Reference Manual</i> .

Related Product	• Wall panels	▶ Page 34
------------------------	---------------	-----------

Specification Information

Style Number	Base Price
GPWCCPSK	\$117

Adapters

SIN 711.1



Tip: T- and X-adapter do not require finishes as those are not visible.

Tip: Panel end aligns to top of 5"H base.

Tip: SmartTools options are available and easily ordered when using SmartTools software. If you do not have access to SmartTools software, these options can also be ordered using the normal Specials RFQ (Request For Quote) process.

Standard Includes	Required to Specify
<ul style="list-style-type: none"> Ceiling height from 8'0"H to 10'0"H, in one-inch increments Finished-end adapter or L-adapter: paint or anodized aluminum Plinth for finished-edge: paint 	<ol style="list-style-type: none"> Style number Ceiling height on adapters Paint color number for finished-end and L-adapter, if selected Paint color number for plinths Options, if selected (see below) <p>▶ See <i>Surface Materials</i>, page 194.</p>

Options	Price	Required to Specify
Surface Materials Finished-end and L-adapters <ul style="list-style-type: none"> Paint price group 1 Paint price group 2 Paint price group 3 Fabric price group 1 Fabric price group 2 Fabric price group 3 Fabric price group 5 Customer's Own Material/Vinyl (COM) Anodized aluminum 	<ul style="list-style-type: none"> No cost +\$ 4 +\$ 8 +\$38 +\$54 +\$68 +\$85 +\$38 No cost 	<ul style="list-style-type: none"> Specify paint color number. Specify paint color number. Specify paint color number. Specify fabric color number. Specify fabric color number. Specify fabric color number. Specify fabric color number. Specify fabric color number. ▶ See <i>Surface Materials Reference Manual</i>. Specify anodized aluminum.
Finished-end base plinth 96"W doors 96"H through 120"H		
<ul style="list-style-type: none"> Paint price group 1 Paint price group 2 Paint price group 3 	<ul style="list-style-type: none"> No cost +\$ 2 +\$ 4 	<ul style="list-style-type: none"> Specify paint color number. Specify paint color number. Specify paint color number.
Ceiling Height for L-, T-, and X-adapters	<ul style="list-style-type: none"> 8'1" through 10'0" 	<ul style="list-style-type: none"> No cost Specify ceiling height in 1" increments.
Related Products	<ul style="list-style-type: none"> Continuous base trim Feature strips 	<ul style="list-style-type: none"> ▶ Page 160 ▶ Pages 164–166

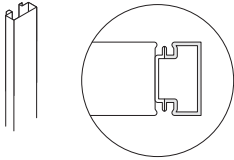
SmartTools Options	Price	Required to Specify
Parametric Ceiling Height (Available in 1" increments)	<ul style="list-style-type: none"> 7'5" through 7'11" 10'1" through 11'0" 	<ul style="list-style-type: none"> No cost +\$18 <ul style="list-style-type: none"> Specify ceiling height in 1" increments. Specify ceiling height in 1" increments.
Base	<ul style="list-style-type: none"> 4"H base 	<ul style="list-style-type: none"> +\$18 Specify to accept 4"H base.

Specification Information

• Style	• Base
• Number	• Price

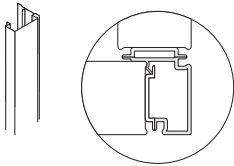
Finished-End Adapter with Base

GPAFEB	\$156
---------------	-------



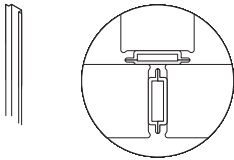
L-Adapter

GPAL	\$156
-------------	-------



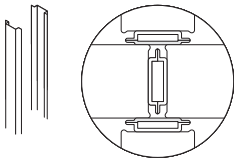
T-Adapter

GPAT	\$ 82
-------------	-------



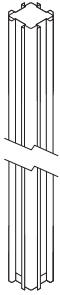
X-Adapter

GPAX	\$115
-------------	-------



Posts

SIN 711.1



Tip: X-post does not require a finish since the post is not visible.

Tip: SmartTools options are available and easily ordered when using SmartTools software. If you do not have access to SmartTools software, these options can also be ordered using the normal Specials RFQ (Request For Quote) process.

Standard Includes	Required to Specify
<ul style="list-style-type: none"> Ceiling height from 8'0"H to 10'0"H, in one-inch increments Post: paint or anodized aluminum (except X-post) 	<ol style="list-style-type: none"> Style number Ceiling height Paint color number for post Options, if selected (see below) <p>▶ See <i>Surface Materials</i>, page 194.</p>

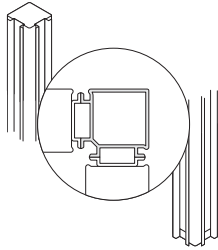
Options	Price	Required to Specify
Surface Materials Post (except X-post) <ul style="list-style-type: none"> Paint price group 1 Paint price group 2 Paint price group 3 Fabric price group 1 Fabric price group 2 Fabric price group 3 Fabric price group 5 Customer's Own Material/Vinyl (COM) Anodized aluminum 	<ul style="list-style-type: none"> No cost +\$ 8 +\$ 15 +\$ 85 +\$111 +\$146 +\$179 +\$ 85 No cost 	<ul style="list-style-type: none"> Specify paint color number. Specify paint color number. Specify paint color number. Specify fabric color number. Specify fabric color number. Specify fabric color number. Specify fabric color number. Specify fabric color number. ▶ See <i>Surface Materials Reference Manual</i>. Specify anodized aluminum.

Ceiling Height	• 8'0" through 10'0"	No cost	Specify ceiling height in 1" increments.
-----------------------	----------------------	---------	--

SmartTools Options	Price	Required to Specify	
Parametric Ceiling Height (Available in 1" increments)	<ul style="list-style-type: none"> 7'5" through 7'11" 10'1" through 11'0" 	<ul style="list-style-type: none"> No cost +\$ 18 	<ul style="list-style-type: none"> Specify ceiling height in 1" increments. Specify ceiling height in 1" increments.
Base	• 4"H base	+\$ 18	Specify to accept 4"H base.
Modified Angle (70° to 175° in 5° increments)	<ul style="list-style-type: none"> For GPP120V 70°-85° For GPP120V 95°-115° For GPP135V 125°-175° 	<ul style="list-style-type: none"> +\$470 +\$416 +\$416 	<ul style="list-style-type: none"> Specify <i>with modified angle</i>. Specify <i>with modified angle</i>. Specify <i>with modified angle</i>.

Specification Information

L-Post

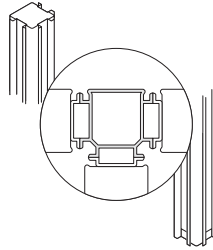


•Style
•Number

•Base
•Price

GPPL \$166

T-Post

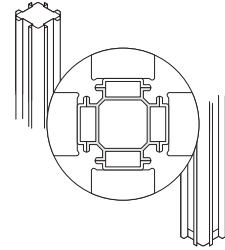


•Style
•Number

•Base
•Price

GPPT \$197

X-Post

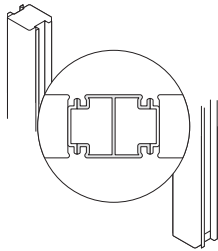


•Style
•Number

•Base
•Price

GPPX \$223

In-Line Post

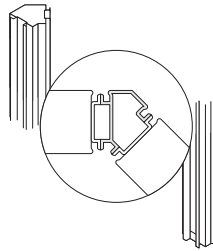


•Style
•Number

•Base
•Price

GPPI \$166

V-Posts



•Configuration

•Style
•Number

•Base
•Price

120° V-Post

GPP120V

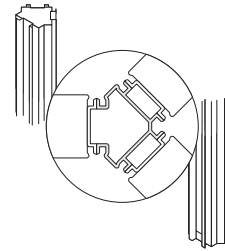
\$197

135° V-Post

GPP135V

\$197

135° Y-Post



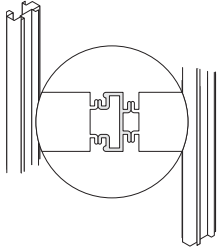
•Style
•Number

•Base
•Price

GPP135Y \$223

I-Line Interface Post

SIN 711.1



Standard Includes	Required to Specify
-------------------	---------------------

- | | |
|---|---|
| Standard Includes | Required to Specify |
| <ul style="list-style-type: none"> Interface post: paint | <ul style="list-style-type: none"> 1 Style number 2 Paint color number 3 Options, if selected (see below) ▶ See <i>Surface Materials</i>, page 194. |

Options	Price	Required to Specify
---------	-------	---------------------

Options	Price	Required to Specify
Surface Materials <ul style="list-style-type: none"> I-Line post Paint price group 1 Paint price group 2 Paint price group 3 Fabric price group 1 Fabric price group 2 Fabric price group 3 Fabric price group 5 Customer's Own Material/Vinyl (COM) 	<ul style="list-style-type: none"> No cost +\$ 8 +\$ 15 +\$ 85 +\$111 +\$146 +\$179 +\$ 85 	<ul style="list-style-type: none"> Specify paint color number. Specify paint color number. Specify paint color number. Specify fabric color number. Specify fabric color number. Specify fabric color number. Specify fabric color number. ▶ See <i>Surface Materials Reference Manual</i>.

Related Products	<ul style="list-style-type: none"> Feature strips 	▶ Pages 164–166
-------------------------	--	-----------------

SmartTools Options	Price	Required to Specify
--------------------	-------	---------------------

Parametric Ceiling Height (Available in 1" increments)	<ul style="list-style-type: none"> 10'1" through 11'0" 	<ul style="list-style-type: none"> +\$ 18 	<ul style="list-style-type: none"> Specify ceiling height in 1" increments.
--	---	--	--

Specification Information		
Length	Style Number	Base Price


Length	Style Number	Base Price
10'	GPIA	\$141
:	:	:
:	:	:

Tip: SmartTools options are available and easily ordered when using SmartTools software. If you do not have access to SmartTools software, these options can also be ordered using the normal Specials RFQ (Request For Quote) process.

SIN 711.1

Glass Selections All-Glass Wall Panels

SIN 711.1



Tip: Order ceiling track, feature strip, and continuous base trim separately.

Standard Includes	Required to Specify
<ul style="list-style-type: none"> Ceiling height from 8'0"H to 10'0"H, in one-inch increments 2³/₈"-thick panel with frame: paint or anodized aluminum 1/4"-thick factory-installed lite: glass Floor track with adjustable levelers to accommodate continuous 5"H base trim (ordered separately) 	<ol style="list-style-type: none"> Style number Ceiling height Paint color number for frame Glass number for lite Post extension Options, if selected (see below) <p>▶ See <i>Surface Materials</i>, page 194.</p>

Surface Materials	Options	Price	Required to Specify
	Frame <ul style="list-style-type: none"> Paint price group 1 Paint price group 2 Paint price group 3 Anodized aluminum 	<ul style="list-style-type: none"> No cost +\$ 28 +\$ 47 No cost 	<ul style="list-style-type: none"> Specify paint color number. Specify paint color number. Specify paint color number. Specify anodized aluminum.
	Panels 96"H through 120"H, 6"W to 8"W <ul style="list-style-type: none"> Glass price group 1 Glass price group 2 Glass price group 3 Glass price group 4 Glass price group 5 Glass price group 6 	<ul style="list-style-type: none"> No cost +\$ 100 +\$ 122 +\$ 195 N.A. +\$ 381 	<ul style="list-style-type: none"> Specify glass number for lite. Specify glass number for lite. Specify glass number for lite. Specify glass number for lite. Specify glass number for lite. Specify glass number for lite. <p>▶ See <i>Surface Materials Reference Manual</i>.</p>
	Panels 96"H through 120"H, 18"W to 24"W <ul style="list-style-type: none"> Glass price group 1 Glass price group 2 Glass price group 3 Glass price group 4 Glass price group 5 Glass price group 6 	<ul style="list-style-type: none"> No cost +\$ 303 +\$ 362 +\$ 580 N.A. +\$1141 	<ul style="list-style-type: none"> Specify glass number for lite. Specify glass number for lite. Specify glass number for lite. Specify glass number for lite. Specify glass number for lite. Specify glass number for lite. <p>▶ See <i>Surface Materials Reference Manual</i>.</p>
	Panels 96"H through 120"H, 30"W to 36"W <ul style="list-style-type: none"> Glass price group 1 Glass price group 2 Glass price group 3 Glass price group 4 Glass price group 5 Glass price group 6 	<ul style="list-style-type: none"> No cost +\$ 454 +\$ 541 +\$ 867 N.A. +\$1710 	<ul style="list-style-type: none"> Specify glass number for lite. Specify glass number for lite. Specify glass number for lite. Specify glass number for lite. Specify glass number for lite. Specify glass number for lite. <p>▶ See <i>Surface Materials Reference Manual</i>.</p>
	Panels 96"H through 120"H, 40"W to 48"W <ul style="list-style-type: none"> Glass price group 1 Glass price group 2 Glass price group 3 Glass price group 4 Glass price group 5 Glass price group 6 	<ul style="list-style-type: none"> No cost +\$ 606 +\$ 720 +\$1158 N.A. +\$2281 	<ul style="list-style-type: none"> Specify glass number for lite. Specify glass number for lite. Specify glass number for lite. Specify glass number for lite. Specify glass number for lite. Specify glass number for lite. <p>▶ See <i>Surface Materials Reference Manual</i>.</p>
	Panels 96"H through 120"H, 60"W <ul style="list-style-type: none"> Glass price group 1 Glass price group 2 Glass price group 3 Glass price group 4 Glass price group 5 Glass price group 6 	<ul style="list-style-type: none"> No cost +\$ 757 +\$ 900 +\$1444 N.A. +\$2851 	<ul style="list-style-type: none"> Specify glass number for lite. Specify glass number for lite. Specify glass number for lite. Specify glass number for lite. Specify glass number for lite. Specify glass number for lite. <p>▶ See <i>Surface Materials Reference Manual</i>.</p>
	Post Extension <ul style="list-style-type: none"> Post extensions modified to accommodate recessed ceiling track (ordered separately) Post extensions modified to accommodate overlapping ceiling track (ordered separately) 	<ul style="list-style-type: none"> No cost No cost 	<ul style="list-style-type: none"> Specify with <i>post extensions for recessed ceiling track interface</i>. Specify with <i>post extensions for overlapping ceiling track interface</i>.

▶ Options, continued on next page

SIN 711.1

► Options, continued from previous page

Tip: Base power block location does not include infeed. Infeed must be ordered separately, if needed.

Options	Price	Required to Specify
Ceiling Height	<ul style="list-style-type: none"> 8'0" through 9'0" 9'1" through 10'0" 	No cost +\$ 93
Electrical Power (For panels 30"W through 60"W)	Base power block power schematic <ul style="list-style-type: none"> 3+1 2+2 3SN 	+\$201 +\$201 +\$201 Specify with 3+1 power. Specify with 2+2 power. Specify with 3SN power.
Related Products	<ul style="list-style-type: none"> Power options Ceiling tracks Continuous base trim Feature strips Power receptacles Power and communication cover plates Infeeds Modular harnesses Field-installed powerkits 	<ul style="list-style-type: none"> ► Page 64 ► Page 154 ► Page 160 ► Pages 164–166 ► Page 172 ► Page 173 ► Pages 174–175 ► Page 176 ► Page 178

Tip: SmartTools options are available and easily ordered when using SmartTools software. If you do not have access to SmartTools software, these options can also be ordered using the normal Specials RFQ (Request For Quote) process.

SmartTools Options	Price	Required to Specify
Parametric Ceiling Height (Available in 1" increments)	<ul style="list-style-type: none"> 7'5" through 7'11" 	Use 8'0" price Specify ceiling height in 1" increments.
Parametric Panel Widths (Available in 1" increments)	<ul style="list-style-type: none"> Non standard widths Non standard modular widths 	Use Base Price of next larger width Use Base Price of next larger width Specify panel widths in 1" increments.
Base	<ul style="list-style-type: none"> 2½"H base 4"H base 	+\$ 92 +\$228 Specify to accept 2½"H base. Specify to accept 4"H base.

Specification Information

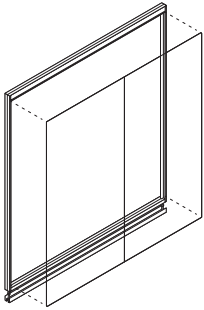
Width	Style Number	Base Price	Nominal Width	Modular Width	Style Number	Base Price
All-Glass Wall Panels						
6"	GPGSSG06	\$ 780				
8"	GPGSSG08	\$ 780				
18"	GPGSSG18	\$ 865				
20"	GPGSSG20	\$ 865				
24"	GPGSSG24	\$ 960				
30"	GPGSSG30	\$1015				
36"	GPGSSG36	\$1129				
40"	GPGSSG40	\$1186				
42"	GPGSSG42	\$1186				
48"	GPGSSG48	\$1333				
60"	GPGSSG60	\$1600				
Modular All-Glass Wall Panels						
			8"	6 ¹ / ₁₆ "	GPGSMG08	\$ 780
			18"	16 ¹ / ₁₆ "	GPGSMG18	\$ 865
			20"	18 ¹ / ₁₆ "	GPGSMG20	\$ 865
			24"	22 ¹ / ₁₆ "	GPGSMG24	\$ 960
			30"	28 ¹ / ₁₆ "	GPGSMG30	\$1015
			36"	34 ¹ / ₁₆ "	GPGSMG36	\$1129
			40"	38 ¹ / ₁₆ "	GPGSMG40	\$1186
			42"	40 ¹ / ₁₆ "	GPGSMG42	\$1186
			48"	46 ¹ / ₁₆ "	GPGSMG48	\$1333
			60"	58 ¹ / ₁₆ "	GPGSMG60	\$1600



Tip: Ceiling height panels from 10'0"H through 11'0"H are available in widths up to 48" only.

Glass Selections All-Glass Frame Kits

SIN 711.1



Tip: Order ceiling track, feature strip, and continuous base trim separately.

Tip: When power option is specified, connector harness is included to join power blocks with frame kit.

Tip: Frame kits include two power blocks per kit.

Tip: Frame kits are assembled in the field. Butt joints glazed with glazing tape or silicone sealant to be code-compliant.

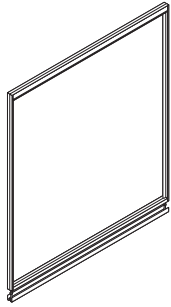
Tip: SmartTools options are available and easily ordered when using SmartTools software. If you do not have access to SmartTools software, these options can also be ordered using the normal Specials RFQ (Request For Quote) process.

Standard Includes	Required to Specify
<ul style="list-style-type: none"> Ceiling height from 8'0"H to 10'0"H, in one-inch increments 2³/₈"-thick panel with frame: paint or anodized aluminum Floor track with adjustable levelers to accommodate continuous 5"H base trim (ordered separately) 	<ol style="list-style-type: none"> Style number Ceiling height Paint color number for frame Post extension Options, if selected (see below) <p>▶ See <i>Surface Materials</i>, page 194.</p>

Options	Price	Required to Specify
Surface Materials Frame <ul style="list-style-type: none"> Paint price group 1 Paint price group 2 Paint price group 3 Anodized aluminum 	<ul style="list-style-type: none"> No cost +\$ 28 +\$ 47 No cost 	<ul style="list-style-type: none"> Specify paint color number. Specify paint color number. Specify paint color number. Specify anodized aluminum.
Post Extension <ul style="list-style-type: none"> Post extensions modified to accommodate recessed ceiling track (ordered separately) Post extensions modified to accommodate overlapping ceiling track (ordered separately) 	<ul style="list-style-type: none"> No cost No cost 	<ul style="list-style-type: none"> Specify with post extensions for recessed ceiling track interface. Specify with post extensions for overlapping ceiling track interface.
Ceiling Height <ul style="list-style-type: none"> 8'0" through 9'0" 9'1" through 10'0" 	<ul style="list-style-type: none"> No cost +\$ 49 	<ul style="list-style-type: none"> Specify ceiling height in 1" increments. Specify ceiling height in 1" increments.
Electrical Power Base power block power schematic <ul style="list-style-type: none"> 3+1 2+2 3SN 	<ul style="list-style-type: none"> +\$490 +\$490 +\$490 	<ul style="list-style-type: none"> Specify with 3+1 power. Specify with 2+2 power. Specify with 3SN power.
Related Products <ul style="list-style-type: none"> Power options Ceiling tracks Continuous base trim Feature strips Power receptacles Power and communication cover plates Infeeds Modular harnesses Field-installed powerkits 		<ul style="list-style-type: none"> ▶ Page 64 ▶ Page 154 ▶ Page 160 ▶ Pages 164–166 ▶ Page 172 ▶ Page 173 ▶ Pages 174–175 ▶ Page 176 ▶ Page 178

SmartTools Options	Price	Required to Specify
Parametric Ceiling Height (Available in 1" increments)	<ul style="list-style-type: none"> 7'5" through 7'11" Use 8'0" price	Specify ceiling height in 1" increments.
Parametric Panel Widths (Available in 1" increments)	<ul style="list-style-type: none"> Non standard widths Non standard modular widths Use Base Price of next larger width Use Base Price of next larger width	<ul style="list-style-type: none"> Specify panel widths in 1" increments. Specify panel widths in 1" increments.
Base <ul style="list-style-type: none"> 2¹/₂"H base 4"H base 	<ul style="list-style-type: none"> +\$187 +\$343 	<ul style="list-style-type: none"> Specify to accept 2¹/₂"H base. Specify to accept 4"H base.

Specification Information

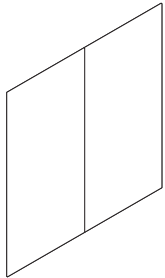


Width	Style Number	Base Price
All-Glass Frame Kits		
72"	GPGSSGFK72	\$1114
80"	GPGSSGFK80	\$1194
84"	GPGSSGFK84	\$1280
96"	GPGSSGFK96	\$1371
108"	GPGSSGFK108	\$1462
120"	GPGSSGFK120	\$1568
144"	GPGSSGFK144	\$1678
.	.	.

Nominal Width	Modular Width	Style Number	Base Price
Modular All-Glass Frame Kits			
72"	70 ¹¹ / ₁₆ "	GPGSMGFK72	\$1114
80"	78 ¹¹ / ₁₆ "	GPGSMGFK80	\$1194
84"	82 ¹¹ / ₁₆ "	GPGSMGFK84	\$1280
96"	94 ¹¹ / ₁₆ "	GPGSMGFK96	\$1371
108"	106 ¹¹ / ₁₆ "	GPGSMGFK108	\$1462
120"	118 ¹¹ / ₁₆ "	GPGSMGFK120	\$1568
144"	142 ¹¹ / ₁₆ "	GPGSMGFK144	\$1678
.	.	.	.

Glass Selections All-Glass Glass Kits

SIN 711.1



Tip: Order ceiling track, feature strip, and continuous base trim separately.

Tip: Glass kits are assembled in the field. Butt joints must be glazed with glazing tape or silicone sealant to be code-compliant.

Tip: Glass kits 72"W to 96"W have two pieces of glass. Kits 108"W to 144"W have three pieces of glass.

Standard Includes		Required to Specify
<ul style="list-style-type: none"> Ceiling height from 8'0"H to 10'0"H, in one-inch increments 3/8"-thick clear tempered glass 		<ol style="list-style-type: none"> Style number Ceiling height Glass number for lite Options, if selected (see below) <p>▶ See <i>Surface Materials</i>, page 194.</p>
Options	Price	Required to Specify
Surface Materials		
Glass Panels 8'0" through 10'0" for 72"W and 80"W Kits		
<ul style="list-style-type: none"> Glass price group 1 Glass price group 2 Glass price group 3 Glass price group 4 Glass price group 5 Glass price group 6 	<ul style="list-style-type: none"> No cost +\$1914 +\$2320 +\$2646 N.A. +\$5156 	<ul style="list-style-type: none"> Specify glass number for lite. Specify glass number for lite. Specify glass number for lite. Specify glass number for lite. Specify glass number for lite. Specify glass number for lite. <p>▶ See <i>Surface Materials Reference Manual</i>.</p>
Glass Panels 8'0" through 10'0" for 84"W and 96"W Kits		
<ul style="list-style-type: none"> Glass price group 1 Glass price group 2 Glass price group 3 Glass price group 4 Glass price group 5 Glass price group 6 	<ul style="list-style-type: none"> No cost +\$2296 +\$2786 +\$3174 N.A. +\$6190 	<ul style="list-style-type: none"> Specify glass number for lite. Specify glass number for lite. Specify glass number for lite. Specify glass number for lite. Specify glass number for lite. Specify glass number for lite. <p>▶ See <i>Surface Materials Reference Manual</i>.</p>
Glass Panels 8'0" through 10'0" for 108"W, 120"W, and 144"W Kits		
<ul style="list-style-type: none"> Glass price group 1 Glass price group 2 Glass price group 3 Glass price group 4 Glass price group 5 Glass price group 6 	<ul style="list-style-type: none"> No cost +\$2871 +\$3484 +\$3969 N.A. +\$7739 	<ul style="list-style-type: none"> Specify glass number for lite. Specify glass number for lite. Specify glass number for lite. Specify glass number for lite. Specify glass number for lite. Specify glass number for lite. <p>▶ See <i>Surface Materials Reference Manual</i>.</p>
Ceiling Height	<ul style="list-style-type: none"> 8'0"H through 9'0"H 9'1"H through 10'0"H 	<ul style="list-style-type: none"> No cost +\$ 49 <ul style="list-style-type: none"> Specify ceiling height in 1" increments. Specify ceiling height in 1" increments.
Related Products	<ul style="list-style-type: none"> Power options Ceiling tracks Continuous base trim Feature strips Power receptacles Power and communication cover plates Infeeds Modular harnesses Field-installed powerkits 	<ul style="list-style-type: none"> ▶ Page 64 ▶ Page 154 ▶ Page 160 ▶ Pages 164–166 ▶ Page 172 ▶ Page 173 ▶ Pages 174–175 ▶ Page 176 ▶ Page 178

▶ Options, continued on next page

SIN 711.1

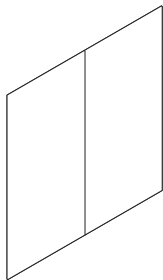
► Options, continued from previous page

Tip: SmartTools options are available and easily ordered when using SmartTools software. If you do not have access to SmartTools software, these options can also be ordered using the normal Specials RFQ (Request For Quote) process.

SmartTools Options	Price	Required to Specify
Parametric Ceiling Height (Available in 1" increments)	<ul style="list-style-type: none"> 7'5"H through 7'11"H (for widths 96" or less) 7'5"H through 7'11"H (for widths 97"W and greater) 	No cost No cost Specify ceiling height in 1" increments. Specify ceiling height in 1" increments.
Parametric Panel Widths (Available in 1" increments)	Overall unit widths <ul style="list-style-type: none"> 61"W through 95"W (excludes standard widths) 97"W through 143"W (excludes standard widths) 	No cost No cost Specify panel widths in 1" increments. Specify panel widths in 1" increments.
Base	2½"H base <ul style="list-style-type: none"> 61"W through 96"W 97"W through 144"W 4"H base <ul style="list-style-type: none"> 4"H base 	+\$21 +\$31 No cost Specify to accept 2½"H base. Specify to accept 2½"H base. Specify to accept 4"H base.

Specification Information


Width	Style Number	Base Price	Nominal Width	Modular Width	Style Number	Base Price
All-Glass Glass Kits						
72"	GPGSSGGK72	\$1767	72"	70 ¹¹ / ₁₆ "	GPGSMGGK72	\$1767
80"	GPGSSGGK80	\$1966	80"	78 ¹¹ / ₁₆ "	GPGSMGGK80	\$1966
84"	GPGSSGGK84	\$2064	84"	82 ¹¹ / ₁₆ "	GPGSMGGK84	\$2064
96"	GPGSSGGK96	\$2361	96"	94 ¹¹ / ₁₆ "	GPGSMGGK96	\$2361
108"	GPGSSGGK108	\$2655	108"	106 ¹¹ / ₁₆ "	GPGSMGGK108	\$2655
120"	GPGSSGGK120	\$2950	120"	118 ¹¹ / ₁₆ "	GPGSMGGK120	\$2950
144"	GPGSSGGK144	\$3431	144"	142 ¹¹ / ₁₆ "	GPGSMGGK144	\$3431



Glass Selections Wall Panels with Two Divided Lites

Transom-Aligned Top Lite

SIN 711.1



Tip: Order ceiling track, feature strip, and continuous base trim separately.

Standard Includes	Required to Specify
-------------------	---------------------

- | | |
|--|--|
| <ul style="list-style-type: none"> Ceiling height from 8'0"H to 10'0"H, in one-inch increments 2³/₈"-thick panel with frame: paint or anodized aluminum Two, 1/4"-thick factory-installed lites—top lite is transom aligned: glass Floor track with adjustable levelers to accommodate continuous 5"H base trim (ordered separately) | <ol style="list-style-type: none"> Style number Ceiling height Paint color number for frame Glass number for lite 1 (from top) Glass number for lite 2 Post extension Options, if selected (see below) <p>▶ See <i>Surface Materials</i>, page 194.</p> |
|--|--|

Options	Price	Required to Specify
---------	-------	---------------------

Surface Materials	Frame	Price	Required to Specify
	• Paint price group 1	No cost	Specify paint color number.
	• Paint price group 2	+\$ 28	Specify paint color number.
	• Paint price group 3	+\$ 47	Specify paint color number.
	• Anodized aluminum	No cost	Specify anodized aluminum.

Top Lite Glass Panels 8'0" through 10'0", 6"W through 8"W

• Glass price group 1	No cost	Specify glass number for lite.
• Glass price group 2	+\$ 17	Specify glass number for lite.
• Glass price group 3	+\$ 23	Specify glass number for lite.
• Glass price group 4	+\$ 34	Specify glass number for lite.
• Glass price group 5	N.A.	Specify glass number for lite.
• Glass price group 6	+\$ 69	Specify glass number for lite.

▶ See *Surface Materials Reference Manual*.

Lower Lite Glass Panels 8'0" through 10'0" (per lite), 6"W through 8"W

• Glass price group 1	No cost	Specify glass number for lite.
• Glass price group 2	+\$ 83	Specify glass number for lite.
• Glass price group 3	+\$ 98	Specify glass number for lite.
• Glass price group 4	+\$157	Specify glass number for lite.
• Glass price group 5	N.A.	Specify glass number for lite.
• Glass price group 6	+\$308	Specify glass number for lite.

▶ See *Surface Materials Reference Manual*.

Top Lite Glass Panels 8'0" through 10'0", 18"W through 24"W

• Glass price group 1	No cost	Specify glass number for lite.
• Glass price group 2	+\$ 55	Specify glass number for lite.
• Glass price group 3	+\$ 65	Specify glass number for lite.
• Glass price group 4	+\$103	Specify glass number for lite.
• Glass price group 5	N.A.	Specify glass number for lite.
• Glass price group 6	+\$203	Specify glass number for lite.

▶ See *Surface Materials Reference Manual*.

Lower Lite Glass Panels 8'0" through 10'0" (per lite), 18"W through 24"W

• Glass price group 1	No cost	Specify glass number for lite.
• Glass price group 2	+\$246	Specify glass number for lite.
• Glass price group 3	+\$291	Specify glass number for lite.
• Glass price group 4	+\$468	Specify glass number for lite.
• Glass price group 5	N.A.	Specify glass number for lite.
• Glass price group 6	+\$923	Specify glass number for lite.

▶ See *Surface Materials Reference Manual*.

Top Lite Glass Panels 8'0" through 10'0", 30"W through 36"W

• Glass price group 1	No cost	Specify glass number for lite.
• Glass price group 2	+\$ 81	Specify glass number for lite.
• Glass price group 3	+\$ 95	Specify glass number for lite.
• Glass price group 4	+\$155	Specify glass number for lite.
• Glass price group 5	N.A.	Specify glass number for lite.
• Glass price group 6	+\$303	Specify glass number for lite.

▶ See *Surface Materials Reference Manual*.

▶ Options, continued on next page

► Options, continued from previous page

	Options	Price	Required to Specify
Surface Materials	Lower Lite Glass Panels 8'0" through 10'0" (per lite), 30"W through 36"W		
	• Glass price group 1	No cost	Specify glass number for lite.
	• Glass price group 2	+\$ 368	Specify glass number for lite.
	• Glass price group 3	+\$ 439	Specify glass number for lite.
	• Glass price group 4	+\$ 700	Specify glass number for lite.
	• Glass price group 5	N.A.	Specify glass number for lite.
	• Glass price group 6	+\$1383	Specify glass number for lite.
			► See <i>Surface Materials Reference Manual</i> .
	Top Lite Glass Panels 8'0" through 10'0", 40"W through 48"W		
	• Glass price group 1	No cost	Specify glass number for lite.
	• Glass price group 2	+\$ 108	Specify glass number for lite.
	• Glass price group 3	+\$ 129	Specify glass number for lite.
	• Glass price group 4	+\$ 205	Specify glass number for lite.
	• Glass price group 5	N.A.	Specify glass number for lite.
	• Glass price group 6	+\$ 404	Specify glass number for lite.
			► See <i>Surface Materials Reference Manual</i> .
	Lower Lite Glass Panels 8'0" through 10'0" (per lite), 40"W through 48"W		
	• Glass price group 1	No cost	Specify glass number for lite.
	• Glass price group 2	+\$ 489	Specify glass number for lite.
	• Glass price group 3	+\$ 584	Specify glass number for lite.
	• Glass price group 4	+\$ 934	Specify glass number for lite.
	• Glass price group 5	N.A.	Specify glass number for lite.
	• Glass price group 6	+\$1843	Specify glass number for lite.
			► See <i>Surface Materials Reference Manual</i> .
	Top Lite Glass Panels 8'0" through 10'0", 60"W		
	• Glass price group 1	No cost	Specify glass number for lite.
	• Glass price group 2	+\$ 136	Specify glass number for lite.
	• Glass price group 3	+\$ 161	Specify glass number for lite.
	• Glass price group 4	+\$ 254	Specify glass number for lite.
	• Glass price group 5	N.A.	Specify glass number for lite.
	• Glass price group 6	+\$ 505	Specify glass number for lite.
			► See <i>Surface Materials Reference Manual</i> .
	Lower Lite Glass Panels 8'0" through 10'0" (per lite), 60"W		
	• Glass price group 1	No cost	Specify glass number for lite.
	• Glass price group 2	+\$ 611	Specify glass number for lite.
	• Glass price group 3	+\$ 729	Specify glass number for lite.
	• Glass price group 4	+\$1169	Specify glass number for lite.
	• Glass price group 5	N.A.	Specify glass number for lite.
	• Glass price group 6	+\$2305	Specify glass number for lite.
			► See <i>Surface Materials Reference Manual</i> .
Post Extension	• Post extensions modified to accommodate recessed ceiling track (ordered separately)	No cost	Specify with <i>post extensions for recessed ceiling track interface</i> .
	• Post extensions modified to accommodate overlapping ceiling track (ordered separately)	No cost	Specify with <i>post extensions for overlapping ceiling track interface</i> .
Ceiling Height	• 8'0" through 9'0"	No cost	Specify ceiling height in 1" increments.
	• 9'1" through 10'0"	+\$ 93	Specify ceiling height in 1" increments.
Electrical Power (For panels 30"W through 60"W)	Base power block power schematic		
	• 3+1	+\$ 201	Specify with <i>3+1 power</i> .
	• 2+2	+\$ 201	Specify with <i>2+2 power</i> .
	• 3SN	+\$ 201	Specify with <i>3SN power</i> .

Tip: Base power block location does not include infeed. It must be ordered separately, if needed.

► Options, continued on next page

SIN 711.1

► Options, continued from previous page

Related Products

- Power options ► Page 64
- Ceiling tracks ► Page 154
- Continuous base trim ► Page 160
- Feature strips ► Pages 164–166
- Power receptacles ► Page 172
- Power and communication cover plates ► Page 173
- Infeeds ► Pages 174–175
- Modular harnesses ► Page 176
- Field-installed powerkits ► Page 178

Tip: SmartTools options are available and easily ordered when using SmartTools software. If you do not have access to SmartTools software, these options can also be ordered using the normal Specials RFQ (Request For Quote) process.

	SmartTools Options	Price	Required to Specify
Parametric Panel Widths (Available in 1" increments)	• Non standard widths	Use Base Price of next larger standard width	Specify panel widths in 1" increments.
	• Non standard modular widths	Use Base Price of next larger standard width	Specify panel widths in 1" increments.
Base	• 2½"H base	+\$ 92	Specify to accept 2½"H base.
	• 4"H base	+\$228	Specify to accept 4"H base.

Specification Information

Width	Style Number	Base Price	Nominal Width	Modular Width	Style Number	Base Price
-------	--------------	------------	---------------	---------------	--------------	------------

Glass Wall Panels

6"	GPGSS2L06	\$ 890
8"	GPGSS2L08	\$ 890
18"	GPGSS2L18	\$ 965
20"	GPGSS2L20	\$ 965
24"	GPGSS2L24	\$1027
30"	GPGSS2L30	\$1050
36"	GPGSS2L36	\$1148
40"	GPGSS2L40	\$1152
42"	GPGSS2L42	\$1152
48"	GPGSS2L48	\$1258
60"	GPGSS2L60	\$1583

Modular Glass Wall Panels

8"	6 1/16"	GPGSM2L08	\$ 890
18"	18 1/16"	GPGSM2L18	\$ 965
20"	18 1/16"	GPGSM2L20	\$ 965
24"	22 1/16"	GPGSM2L24	\$1027
30"	28 1/16"	GPGSM2L30	\$1050
36"	34 1/16"	GPGSM2L36	\$1148
40"	38 1/16"	GPGSM2L40	\$1152
42"	40 1/16"	GPGSM2L42	\$1152
48"	46 1/16"	GPGSM2L48	\$1258
60"	58 1/16"	GPGSM2L60	\$1583



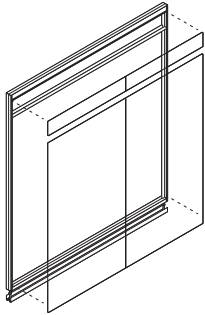
Glass Selections
Wall Panels with
Two Divided Lites

SIN 711.1

Glass Selections Two Divided Lite Frame Kits

Transom-Aligned Top Lite

SIN 711.1



Tip: Order ceiling track, feature strip, and continuous base trim separately.

Tip: Frame kits are assembled in the field. Butt joints must be glazed with glazing tape or silicone sealant to be code-compliant.

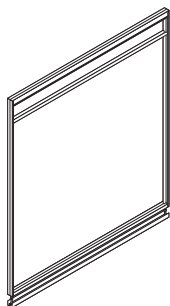
Tip: Frame kits include two power blocks per kit.

Tip: SmartTools options are available and easily ordered when using SmartTools software. If you do not have access to SmartTools software, these options can also be ordered using the normal Specials RFQ (Request For Quote) process.

Standard Includes	Required to Specify
<ul style="list-style-type: none"> Ceiling height from 8'0"H to 10'0"H, in one-inch increments 2³/₈"-thick panel with frame: paint or anodized aluminum Floor track with adjustable levelers to accommodate continuous 5"H base trim (ordered separately) 	<ol style="list-style-type: none"> Style number Ceiling height Paint color number for frame Post extension Options, if selected (see below) <p>▶ See <i>Surface Materials</i>, page 194.</p>

Options	Price	Required to Specify
Surface Materials <ul style="list-style-type: none"> Paint price group 1 Paint price group 2 Paint price group 3 Anodized aluminum 	<ul style="list-style-type: none"> No cost +\$ 28 +\$ 47 No cost 	<ul style="list-style-type: none"> Specify paint color number. Specify paint color number. Specify paint color number. Specify anodized aluminum.
Post Extension <ul style="list-style-type: none"> Post extensions modified to accommodate recessed ceiling track (ordered separately) Post extensions modified to accommodate overlapping ceiling track (ordered separately) 	<ul style="list-style-type: none"> No cost No cost 	<ul style="list-style-type: none"> Specify with post extensions for recessed ceiling track interface. Specify with post extensions for overlapping ceiling track interface.
Ceiling Height <ul style="list-style-type: none"> 8'0" through 9'0" 9'1" through 10'0" 	<ul style="list-style-type: none"> No cost +\$ 49 	<ul style="list-style-type: none"> Specify ceiling height in 1" increments. Specify ceiling height in 1" increments.
Electrical Power	Base power block power schematic <ul style="list-style-type: none"> 3+1 2+2 3SN 	<ul style="list-style-type: none"> Specify with 3+1 power. Specify with 2+2 power. Specify with 3SN power.
Related Products <ul style="list-style-type: none"> Power options Ceiling tracks Continuous base trim Feature strips Power receptacles Power and communication cover plates Infeeds Modular harnesses Field-installed powerkits 		<ul style="list-style-type: none"> ▶ Page 64 ▶ Page 154 ▶ Page 160 ▶ Pages 164–166 ▶ Page 172 ▶ Page 173 ▶ Pages 174–175 ▶ Page 176 ▶ Page 178

SmartTools Options	Price	Required to Specify
Parametric Panel Widths (Available in 1" increments)	<ul style="list-style-type: none"> Non standard widths Non standard modular widths 	<ul style="list-style-type: none"> Use Base Price of next larger standard width Use Base Price of next larger standard width
Base	<ul style="list-style-type: none"> 2½"H base 4"H base 	<ul style="list-style-type: none"> Specify panel widths in 1" increments. Specify panel widths in 1" increments. Specify to accept 2½"H base. Specify to accept 4"H base.



Specification Information

Width	Style Number	Base Price
-------	--------------	------------

Two Divided Lite Frame Kits

72"	GPGSS2FK72	\$1273
80"	GPGSS2FK80	\$1361
84"	GPGSS2FK84	\$1458
96"	GPGSS2FK96	\$1560
108"	GPGSS2FK108	\$1669
120"	GPGSS2FK120	\$1788
144"	GPGSS2FK144	\$1911

Nominal Width	Modular Width	Style Number	Base Price
---------------	---------------	--------------	------------

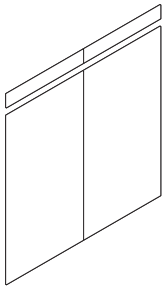
Modular Two Divided Lite Frame Kits

72"	70 ¹ / ₁₆ "	GPGSM2FK72	\$1273
80"	78 ¹ / ₁₆ "	GPGSM2FK80	\$1361
84"	82 ¹ / ₁₆ "	GPGSM2FK84	\$1458
96"	94 ¹ / ₁₆ "	GPGSM2FK96	\$1560
108"	106 ¹ / ₁₆ "	GPGSM2FK108	\$1669
120"	118 ¹ / ₁₆ "	GPGSM2FK120	\$1788
144"	142 ¹ / ₁₆ "	GPGSM2FK144	\$1911

Glass Selections Two Divided Lite Glass Kits

Transom-Aligned Top Lite

SIN 711.1



Tip: Order ceiling track, feature strip, and continuous base trim separately.

Tip: Glass kits are assembled in the field. Butt joints must be glazed with glazing tape or silicone sealant to be code-compliant.

Tip: Glass kits 72"W to 96"W have two pieces of glass. Kits 108"W to 144"W have three pieces of glass.

Standard Includes		Required to Specify			
<ul style="list-style-type: none"> Ceiling height from 8'0"H to 10'0"H, in one-inch increments ³/₈"-thick clear tempered glass Floor track with adjustable levelers to accommodate continuous 5"H base trim (ordered separately) 		<ol style="list-style-type: none"> Style number Ceiling height Glass number for lite 1 (from top) Glass number for lite 2 Options, if selected (see below) <p>▶ See <i>Surface Materials</i>, page 194.</p>			
Options		Price		Required to Specify	
Surface Materials	Top Lite Glass Panels 8'0" through 10'0", 72"W through 80"W				
	• Glass price group 1		No cost	Specify glass number for lite.	
	• Glass price group 2		+\$ 466	Specify glass number for lite.	
	• Glass price group 3		+\$ 586	Specify glass number for lite.	
	• Glass price group 4		+\$ 678	Specify glass number for lite.	
	• Glass price group 5		N.A.	Specify glass number for lite.	
	• Glass price group 6		+\$1397	Specify glass number for lite.	
	▶ See <i>Surface Materials Reference Manual</i> .				
	Lower Lite Glass Panels 8'0" through 10'0" (per lite), 72"W through 80"W				
	• Glass price group 1		No cost	Specify glass number for lite.	
• Glass price group 2		+\$1411	Specify glass number for lite.		
• Glass price group 3		+\$1717	Specify glass number for lite.		
• Glass price group 4		+\$1962	Specify glass number for lite.		
• Glass price group 5		N.A.	Specify glass number for lite.		
• Glass price group 6		+\$3841	Specify glass number for lite.		
▶ See <i>Surface Materials Reference Manual</i> .					
Top Lite Glass Panels 8'0" through 10'0", 84"W through 96"W					
• Glass price group 1		No cost	Specify glass number for lite.		
• Glass price group 2		+\$ 586	Specify glass number for lite.		
• Glass price group 3		+\$ 725	Specify glass number for lite.		
• Glass price group 4		+\$ 838	Specify glass number for lite.		
• Glass price group 5		N.A.	Specify glass number for lite.		
• Glass price group 6		+\$1700	Specify glass number for lite.		
▶ See <i>Surface Materials Reference Manual</i> .					
Lower Lite Glass Panels 8'0" through 10'0" (per lite), 84"W through 96"W					
• Glass price group 1		No cost	Specify glass number for lite.		
• Glass price group 2		+\$1629	Specify glass number for lite.		
• Glass price group 3		+\$1981	Specify glass number for lite.		
• Glass price group 4		+\$2256	Specify glass number for lite.		
• Glass price group 5		N.A.	Specify glass number for lite.		
• Glass price group 6		+\$4409	Specify glass number for lite.		
▶ See <i>Surface Materials Reference Manual</i> .					
Top Lite Glass Panels 8'0" through 10'0", 108"W through 144"W					
• Glass price group 1		No cost	Specify glass number for lite.		
• Glass price group 2		+\$ 760	Specify glass number for lite.		
• Glass price group 3		+\$ 936	Specify glass number for lite.		
• Glass price group 4		+\$1077	Specify glass number for lite.		
• Glass price group 5		N.A.	Specify glass number for lite.		
• Glass price group 6		+\$2157	Specify glass number for lite.		
▶ See <i>Surface Materials Reference Manual</i> .					
Lower Lite Glass Panels 8'0" through 10'0" (per lite), 108"W through 144"W					
• Glass price group 1		No cost	Specify glass number for lite.		
• Glass price group 2		+\$2068	Specify glass number for lite.		
• Glass price group 3		+\$2506	Specify glass number for lite.		
• Glass price group 4		+\$2851	Specify glass number for lite.		
• Glass price group 5		N.A.	Specify glass number for lite.		
• Glass price group 6		+\$5539	Specify glass number for lite.		
▶ See <i>Surface Materials Reference Manual</i> .					
Ceiling Height	• 8'0" through 9'0"	No cost	Specify ceiling height in 1" increments.		
	• 9'1" through 10'0"	+\$ 49	Specify ceiling height in 1" increments.		

▶ Options, continued on next page

► Options, continued from previous page

Related Products

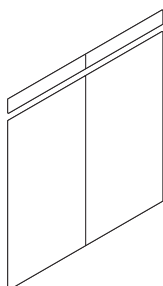
- Power options ▶ Page 64
- Ceiling tracks ▶ Page 154
- Continuous base trim ▶ Page 160
- Feature strips ▶ Pages 164–166
- Power receptacles ▶ Page 172
- Power and communication cover plates ▶ Page 173
- Infeeds ▶ Pages 174–175
- Modular harnesses ▶ Page 176
- Field-installed powerkits ▶ Page 178

Tip: SmartTools options are available and easily ordered when using SmartTools software. If you do not have access to SmartTools software, these options can also be ordered using the normal Specials RFQ (Request For Quote) process.

SmartTools Options	Price	Required to Specify
Parametric Panel Widths (Available in 1" increments)	Overall unit widths • 61"W through 95"W (excludes standard widths) • 97"W through 143"W (excludes standard widths)	No cost No cost Specify panel widths in 1" increments. Specify panel widths in 1" increments.
Base	2½"H base • 61"W through 96"W • 97"W through 144"W 4"H base • 4"H base	+\$21 +\$31 No cost Specify to accept 2½"H base. Specify to accept 2½"H base. Specify to accept 4"H base.

Specification Information

Width	Style Number	Base Price	Nominal Width	Modular Width	Style Number	Base Price
Two Divided Lite Glass Kits			Modular Two Divided Lite Glass Kits			
72"	GPGSS2GK72	\$1837	72"	70 ¹¹ / ₁₆ "	GPGSM2GK72	\$1837
80"	GPGSS2GK80	\$2009	80"	78 ¹¹ / ₁₆ "	GPGSM2GK80	\$2009
84"	GPGSS2GK84	\$2095	84"	82 ¹¹ / ₁₆ "	GPGSM2GK84	\$2095
96"	GPGSS2GK96	\$2349	96"	94 ¹¹ / ₁₆ "	GPGSM2GK96	\$2349
108"	GPGSS2GK108	\$2606	108"	106 ¹¹ / ₁₆ "	GPGSM2GK108	\$2606
120"	GPGSS2GK120	\$2862	120"	118 ¹¹ / ₁₆ "	GPGSM2GK120	\$2862
144"	GPGSS2GK144	\$3372	144"	142 ¹¹ / ₁₆ "	GPGSM2GK144	\$3372



Glass Selections Clerestory Wall Panels

Transom-Aligned Top Lite

SIN 711.1



Tip: Order ceiling track feature strip, and continuous base trim separately.

Tip: For information regarding Etched and Pattern Glass Planning, see the Architectural Solutions Specification Guide.

Tip: Metallic paint is available on panel skins that are 36" wide or less.

Tip: Customer's Own Glass is available as a special at this time.

Standard Includes	Required to Specify
<ul style="list-style-type: none"> • Frame: paint or anodized aluminum • Ceiling height from 8'0"H to 10'0"H, in one-inch increments • 2³/₈"-thick panel with steel surfaces: paint • Factory-installed Clerestory lite: glass • Integral slotted verticals • Hollow core panel for cable and panel routing • Floor track with adjustable levelers to accommodate continuous 5"H base trim (ordered separately) 	<ol style="list-style-type: none"> 1 Style number 2 Ceiling height 3 Paint color number for frame 4 Paint color number for side 1 5 Paint color number for side 2 6 Glass number for Clerestory lite 7 Post extension 8 Options, if selected (see below) <p>▶ See <i>Surface Materials</i>, page 194.</p>

Surface Materials	Options	Price	Required to Specify	
	Frame			
	• Paint price group 1	No cost	Specify paint color number.	
	• Paint price group 2	+\$ 28	Specify paint color number.	
	• Paint price group 3	+\$ 47	Specify paint color number.	
	• Anodized aluminum	No cost	Specify anodized aluminum.	
	Lower panel surfaces 8'0"H through 10'0"H (per side), 18"W to 24"W			
	• Paint price group 1	No cost	Specify paint color number.	
	• Paint price group 2	+\$ 17	Specify paint color number.	
	• Paint price group 3	+\$ 32	Specify paint color number.	
	• Fabric price group 1	+\$138	Specify fabric color number for side 1 and/or side 2.	
	• Fabric price group 2	+\$195	Specify fabric color number for side 1 and/or side 2.	
	• Fabric price group 3	+\$256	Specify fabric color number for side 1 and/or side 2.	
	• Fabric price group 5	+\$324	Specify fabric color number for side 1 and/or side 2.	
	• Customer's Own Material/Vinyl (COM)	+\$133	▶ See <i>Surface Materials Reference Manual</i> .	
	Clerestory lite glass panels 8'0"H through 10'0"H			
• Glass price group 1	No cost	Specify glass number for lite.		
• Glass price group 2	+\$ 55	Specify glass number for lite.		
• Glass price group 3	+\$ 65	Specify glass number for lite.		
• Glass price group 4	+\$103	Specify glass number for lite.		
• Glass price group 5	N.A.	Specify glass number for lite.		
• Glass price group 6	+\$203	Specify glass number for lite.		
Lower panel surfaces 8'0"H through 10'0"H (per side), 30"W to 36"W				
• Paint price group 1	No cost	Specify paint color number.		
• Paint price group 2	+\$ 36	Specify paint color number.		
• Paint price group 3	+\$ 55	Specify paint color number.		
• Fabric price group 1	+\$211	Specify fabric color number for side 1 and/or side 2.		
• Fabric price group 2	+\$313	Specify fabric color number for side 1 and/or side 2.		
• Fabric price group 3	+\$463	Specify fabric color number for side 1 and/or side 2.		
• Fabric price group 5	+\$603	Specify fabric color number for side 1 and/or side 2.		
• Customer's Own Material/Vinyl (COM)	+\$195	▶ See <i>Surface Materials Reference Manual</i> .		

▶ Options, continued on next page

► Options, continued from previous page

Options	Price	Required to Specify	
Surface Materials	Clerestory lite glass panels 8'0"H through 10'0"H		
	• Glass price group 1	No cost	Specify glass number for lite.
	• Glass price group 2	+\$ 81	Specify glass number for lite.
	• Glass price group 3	+\$ 95	Specify glass number for lite.
	• Glass price group 4	+\$155	Specify glass number for lite.
	• Glass price group 5	N.A.	Specify glass number for lite.
	• Glass price group 6	+\$303	Specify glass number for lite.
	Lower panel surfaces 8'0"H through 10'0"H (per side) 40"W to 48"W		
	• Paint price group 1	No cost	Specify paint color number.
	• Paint price group 3	+\$ 55	Specify paint color number.
	• Fabric price group 1	+\$211	Specify fabric color number for side 1 and/or side 2.
	• Fabric price group 2	+\$313	Specify fabric color number for side 1 and/or side 2.
	• Fabric price group 3	+\$463	Specify fabric color number for side 1 and/or side 2.
	• Fabric price group 5	+\$603	Specify fabric color number for side 1 and/or side 2.
	• Customer's Own Material/Vinyl (COM)	+\$195	► See <i>Surface Materials Reference Manual</i> .
	Clerestory lite glass panels 8'0"H through 10'0"H		
	• Glass price group 1	No cost	Specify glass number for lite.
	• Glass price group 2	+\$108	Specify glass number for lite.
	• Glass price group 3	+\$129	Specify glass number for lite.
	• Glass price group 4	+\$205	Specify glass number for lite.
	• Glass price group 5	N.A.	Specify glass number for lite.
	• Glass price group 6	+\$404	Specify glass number for lite.
	Lower panel surfaces 8'0"H through 10'0"H (per side) 60"W		
• Paint price group 1	No cost	Specify paint color number.	
• Paint price group 3	+\$ 55	Specify paint color number.	
• Fabric price group 1	+\$211	Specify fabric color number for side 1 and/or side 2.	
• Fabric price group 2	+\$313	Specify fabric color number for side 1 and/or side 2.	
• Fabric price group 3	+\$463	Specify fabric color number for side 1 and/or side 2.	
• Fabric price group 5	+\$603	Specify fabric color number for side 1 and/or side 2.	
• Customer's Own Material/Vinyl (COM)	+\$195	► See <i>Surface Materials Reference Manual</i> .	
Clerestory lite glass panels 8'0"H through 10'0"H			
• Glass price group 1	No cost	Specify glass number for lite.	
• Glass price group 2	+\$136	Specify glass number for lite.	
• Glass price group 3	+\$161	Specify glass number for lite.	
• Glass price group 4	+\$254	Specify glass number for lite.	
• Glass price group 5	N.A.	Specify glass number for lite.	
• Glass price group 6	+\$505	Specify glass number for lite.	

Tip: Vinyl is not available on 60"W panels.

► Options, continued on next page

Glass Selections Clerestory Wall Panels Transom-Aligned Top Lite, continued

SIN 711.1



Tip: To price power in two locations, add the upcharges together.

Tip: Infeed is included in the price of ADA- or desk-height receptacle power location option. Base power block location does not include infeed. It must be ordered separately, if needed.

Tip: Base power block location does not include infeed. It must be ordered separately, if needed.

Tip: NYC/CHI prices replace the receptacle power location option prices when selected.

► Options, continued from previous page

Options	Price	Required to Specify
Post Extension		
• Post extensions modified to accommodate recessed ceiling track (ordered separately)	No cost	Specify with post extensions for recessed ceiling track interface.
• Post extensions modified to accommodate overlapping ceiling track (ordered separately)	No cost	Specify with post extensions for overlapping ceiling track interface.
Ceiling Height		
• 8'0" through 9'0"	No cost	Specify ceiling height in 1" increments.
• 9'1" through 10'0"	+\$ 93	Specify ceiling height in 1" increments.
Electrical Power (30"W through 60"W)	Power block location	
	• Base	+\$201
	• ADA height	+\$733
	• Desk height	+\$733
	Power schematic	
	• 3+1	No cost
	• 2+2	No cost
	• 3SN	No cost
	New York City/Chicago power prep	
	• NYC/CHI at ADA or desk height side 1	+\$ 25
	• NYC/CHI at ADA or desk height side 2	+\$ 25
	• NYC/CHI at ADA or desk height sides 1 and 2	+\$ 50
	Receptacle cutouts	
	• Power side 1	No cost
	• Power side 2	No cost
	• Power sides 1 and 2	+\$ 25
	• Power/comm side 1	No cost
	• Power/comm side 2	No cost
	• Power/comm sides 1 and 2	+\$ 25
	Floor Infeeds	
	• Bottom left hardwire	No cost
	• Bottom left modular	+\$ 93

SmartTools Options	Price	Required to Specify
7610 White Markerboard Surface	• 6"W through 24"W	+\$487
	• 25"W through 36"W	+\$523
	• 37"W through 48"W	+\$559
Parametric Panel Widths (Available in 1" increments)	• Non standard widths	No cost
	• Non standard modular widths	No cost
Base	• 2½"H base	+\$ 84
	• 4"H base	+\$ 63

Tip: SmartTools options are available and easily ordered when using SmartTools software. If you do not have access to SmartTools software, these options can also be ordered using the normal Specials RFQ (Request For Quote) process.

Tip: Markerboard surface cannot exceed 48"W.

Specification Information

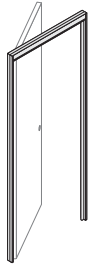


Width	Style Number	Base Price
Clerestory Panels		
18"	GPGSSC18	\$1171
20"	GPGSSC20	\$1171
24"	GPGSSC24	\$1238
30"	GPGSSC30	\$1300
36"	GPGSSC36	\$1342
40"	GPGSSC40	\$1383
42"	GPGSSC42	\$1383
48"	GPGSSC48	\$1431
60"	GPGSSC60	\$1843

Nominal Width	Modular Width	Style Number	Base Price
Modular Clerestory Panels			
18"	16 ¹ / ₁₆ "	GPGSMC18	\$1171
20"	18 ¹ / ₁₆ "	GPGSMC20	\$1171
24"	22 ¹ / ₁₆ "	GPGSMC24	\$1238
30"	28 ¹ / ₁₆ "	GPGSMC30	\$1300
36"	34 ¹ / ₁₆ "	GPGSMC36	\$1342
40"	38 ¹ / ₁₆ "	GPGSMC40	\$1383
42"	40 ¹ / ₁₆ "	GPGSMC42	\$1383
48"	46 ¹ / ₁₆ "	GPGSMC48	\$1431
60"	58 ¹ / ₁₆ "	GPGSMC60	\$1843

Glass Selections Pivot-Hinged Door Frames

SIN 711.1



Tip: Glass door is available up to 9'0"H ceiling height.

Tip: Recommended for use with Glass Selections panels only.

Tip: Glass Selections pivot-hinged door frames work with Glass Selections door leaves only.

Tip: For information regarding Etched and Pattern Glass Planning, see the Architectural Solutions Specification Guide.

Tip: Order switch separately.

Standard Includes	Required to Specify
<ul style="list-style-type: none"> Ceiling height from 8'0"H to 10'0"H, in one-inch increments Reversible, pivot-hinged door frame with plinths: paint or anodized aluminum only Door base: paint Factory prep for pivot hinges Transom, if selected: glass <p><i>Tip: Order door hardware separately.</i></p>	<ol style="list-style-type: none"> Style number Ceiling height Paint color number for frame Paint color number for door base Swing orientation Glass number for transom, if selected Metal color number for strike plate, if selected: <ul style="list-style-type: none"> 9200 Satin Chrome 9201 Polished Chrome Post extension Factory prep for cylindrical or mortise passage set or lockset, if selected Options, if selected (see below) <ul style="list-style-type: none"> ▶ See <i>Surface Materials</i>, page 194.

Surface Materials	Options	Price	Required to Specify
	Frame		
	• Paint price group 1	No cost	Specify paint color number.
	• Paint price group 2	+\$ 28	Specify paint color number.
	• Paint price group 3	+\$ 47	Specify paint color number.
	• Anodized aluminum	No cost	Specify anodized aluminum.
	Base		
	• Paint price group 1	No cost	Specify paint color number.
	• Paint price group 2	+\$ 8	Specify paint color number.
	• Paint price group 3	+\$ 15	Specify paint color number.
	Strike plate		
	• Satin chrome	No cost	Specify with 9200 Satin Chrome.
	• Polished chrome	+\$ 25	Specify with 9201 Polished Chrome.
	Single door frames with transom 8'0"H through 10'0"H		
	• Glass price group 1	No cost	Specify glass number for transom.
	• Glass price group 2	+\$ 89	Specify glass number for transom.
	• Glass price group 3	+\$108	Specify glass number for transom.
	• Glass price group 4	+\$169	Specify glass number for transom.
	• Glass price group 5	N.A.	Specify glass number for transom.
	• Glass price group 6	+\$336	Specify glass number for transom.
	Pair door frames with transom 8'0"H through 10'0"H		
	• Glass price group 1	No cost	Specify glass number for transom.
	• Glass price group 2	+\$177	Specify glass number for transom.
	• Glass price group 3	+\$216	Specify glass number for transom.
	• Glass price group 4	+\$338	Specify glass number for transom.
• Glass price group 5	N.A.	Specify glass number for transom.	
• Glass price group 6	+\$675	Specify glass number for transom.	
Post Extension	• Post extensions modified to accommodate recessed ceiling track (ordered separately)	No cost	Specify with post extensions for recessed ceiling track interface.
	• Post extensions modified to accommodate overlapping ceiling track (ordered separately)	No cost	Specify with post extensions for overlapping ceiling track interface.
Ceiling Height	Single door frames		
	• 8'0" through 9'0"	No cost	Specify ceiling height in 1" increments.
	• 9'1" through 10'0"	+\$ 49	Specify ceiling height in 1" increments.
	Pair door frames		
	• 8'0" through 9'0"	No cost	Specify ceiling height in 1" increments.
	• 9'1" through 10'0"	+\$ 93	Specify ceiling height in 1" increments.
Swing Orientation	For single pivot-hinged door frame with transom		
	• Left-hand door frame	No cost	Specify with left-hand door frame.
	• Right-hand door frame	No cost	Specify with right-hand door frame.

▶ Options, continued on next page

Tip: Swing orientation is available on single pivot-hinged door frame with transom only to properly orient etched and patterned glass.

SIN 711.1

► Options, continued from previous page

Options	Price	Required to Specify
Lock Prep		
• Strike plate and factory prep for cylindrical passage set or lockset	No cost	Specify with <i>cylindrical prep</i> .
• Strike plate and factory prep for mortise passage set or lockset	+\$70	Specify with <i>mortise prep</i> .
Related Products		
• Door leaves		► Pages 132–138
• Passage sets and locksets		► Page 84
• Hinges		► Pages 85–86
• Stops		► Pages 86–87
• Ceiling tracks		► Page 154
• Feature strips		► Pages 164–166



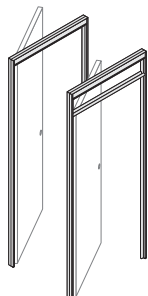
SmartTools Options	Price	Required to Specify
Base		
• 2½"H base	+\$58	Specify to accept 2½"H base.
• 4"H base	+\$63	Specify to accept 4"H base.

Tip: SmartTools options are available and easily ordered when using SmartTools software. If you do not have access to SmartTools software, these options can also be ordered using the normal Specials RFQ (Request For Quote) process.

Specification Information		
Width	Style Number	Base Price
⋮	⋮	⋮
⋮	⋮	⋮
⋮	⋮	⋮

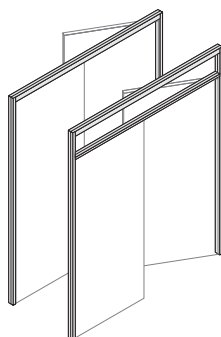
Single Door Frames

Full-Height		
40"	GPGSDSPF	\$ 756
With Transom		
40"	GPGSDSPT	\$1512
⋮	⋮	⋮



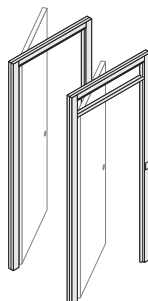
Pair Frames

Full-Height		
80"	GPGSDPPF	\$ 809
With Transom		
80"	GPGSDPPT	\$1613
⋮	⋮	⋮



Single Door Frames for Use with Switch Cutout

Full-Height		
42"	GPGSDSPFS	\$1342
With Transom		
42"	GPGSDSPTS	\$2092
⋮	⋮	⋮



Glass Selections Full-Height Pivot-Hinged Door Leaves

SIN 711.1



Tip: Glass Selections pivot-hinged door leaves work with Glass Selections door frames only.

Tip: For information regarding Etched and Pattern Glass Planning, see the Architectural Solutions Specification Guide.

Tip: Ceiling height option is available on solid door leaves only.

Standard Includes		Required to Specify			
<ul style="list-style-type: none"> Ceiling height from 8'0"H to 10'0"H, in one-inch increments <i>Exception: Maximum ceiling height of glass doors is 9'0"H.</i> Reversible pivot-hinged door: paint, glass, flat-cut veneer, or anodized aluminum Door frame: paint or anodized aluminum Factory prep for pivot hinges 		<ol style="list-style-type: none"> Style number Ceiling height Paint color number for door, if solid door selected Paint color number for door frame Glass number for glass door, if glass door selected Paint color number for glass door, if glass door selected Wood veneer color number, if selected Factory prep for cylindrical or mortise passage set or lockset, if selected Options, if selected (see below) <p>▶ See <i>Surface Materials</i>, page 194.</p>			
Options		Price		Required to Specify	
Surface Materials	Glass door frame surface				
	• Paint price group 1	No cost			Specify paint color number.
	• Paint price group 2	+\$ 28			Specify paint color number.
	• Paint price group 3	+\$ 47			Specify paint color number.
	• Anodized aluminum	No cost			Specify anodized aluminum.
37³/₁₆"W solid single door leaf 8'0"H through 10'0"H					
	• Paint price group 1	No cost			Specify paint color number.
	• Paint price group 3	+\$ 112			Specify paint color number.
	• Flat-cut wood veneer	No cost			Specify wood veneer color number.
	• Quarter-cut wood veneer	+\$ 177			Specify wood veneer color number.
	• Customiz stain	No cost			Specify <i>with Customiz stain</i> .
77¹/₂"W solid pair door leaves 8'0"H through 10'0"H					
	• Paint price group 1	No cost			Specify paint color number.
	• Paint price group 3	+\$ 220			Specify paint color number.
	• Flat-cut wood veneer	No cost			Specify wood veneer color number.
	• Quarter-cut wood veneer	+\$ 358			Specify wood veneer color number.
	• Customiz stain	No cost			Specify <i>with Customiz stain</i> .
Glass single door 8'0"H through 9'0"H					
	• Glass price group 1	No cost			Specify glass number for door.
	• Glass price group 2	+\$ 396			Specify glass number for door.
	• Glass price group 3	+\$ 473			Specify glass number for door.
	• Glass price group 4	+\$ 760			Specify glass number for door.
	• Glass price group 5	N.A.			Specify glass number for door.
	• Glass price group 6	+\$1503			Specify glass number for door.
Ceiling Height	Solid single door leaves				
	• 8'0" through 9'0"	No cost			Specify ceiling height in 1" increments.
	• 9'1" through 10'0"	+\$ 288			Specify ceiling height in 1" increments.
	Solid pair door leaves				
	• 8'0" through 9'0"	No cost			Specify ceiling height in 1" increments.
	• 9'1" through 10'0"	+\$ 575			Specify ceiling height in 1" increments.
Lock Prep	• Strike plate and factory prep for cylindrical passage set or lockset	No cost			Specify <i>with cylindrical prep</i> .
	• Strike plate and factory prep for mortise passage set or lockset	+\$ 45			Specify <i>with mortise prep</i> .
Related Products	<ul style="list-style-type: none"> Door frames Passage sets and locksets Hinges Stops 		<ul style="list-style-type: none"> ▶ Page 68 ▶ Page 84 ▶ Pages 85–86 ▶ Pages 86–87 		


Specification Information

Width	Corresponding Frame Width	Style Number	Base Price
-------	---------------------------	--------------	------------



Solid Single Door

37 ⁹ / ₁₆ "	40"	GPGSLSPF40	\$2143
-----------------------------------	-----	-------------------	--------



Glass Single Door with 5"H Bottom Rail

37 ⁹ / ₁₆ "	40"	GPGSLGSPF40	\$4579
-----------------------------------	-----	--------------------	--------


5"H



Glass Single Door with 12"H Bottom Rail

37 ⁹ / ₁₆ "	40"	GPGSLGSPF40B	\$4447
-----------------------------------	-----	---------------------	--------

12"H



Solid Pair Door

77 ¹ / ₂ "	80"	GPGSLSPF80	\$4364
----------------------------------	-----	-------------------	--------

Glass Selections Transom-Height Pivot-Hinged Door Leaves

SIN 711.1



Tip: Glass Selections pivot-hinged door leaves work with Glass Selections door frames only.


Tip: For information regarding Etched and Pattern Glass Planning, see the Architectural Solutions Specification Guide.

Standard Includes	Required to Specify
<ul style="list-style-type: none"> 7'0"H Reversible pivot-hinged door: paint, glass, flat-cut veneer, or anodized aluminum Door frame: paint or anodized aluminum Factory prep for pivot hinges 	<ol style="list-style-type: none"> Style number Paint color number for door, if solid door selected Paint color number for frame Glass number for glass door, if glass door selected Paint color number for glass door, if glass door selected Wood veneer color number, if selected Factory prep for cylindrical or mortise passage set or lockset, if selected Options, if selected (see below) <p>▶ See <i>Surface Materials</i>, page 194.</p>

Options	Price	Required to Specify
Surface Materials		
Transom-height glass door frame leaves		
<ul style="list-style-type: none"> Paint price group 1 Paint price group 2 Paint price group 3 Anodized aluminum 	<ul style="list-style-type: none"> No cost +\$ 28 +\$ 47 No cost 	<ul style="list-style-type: none"> Specify paint color number. Specify paint color number. Specify paint color number. Specify anodized aluminum.
37³/₁₆"W solid single door leave 7'0"H		
<ul style="list-style-type: none"> Paint price group 1 Paint price group 3 Flat-cut wood veneer Quarter-cut wood veneer Customiz stain 	<ul style="list-style-type: none"> No cost +\$ 112 No cost +\$ 161 No cost 	<ul style="list-style-type: none"> Specify paint color number. Specify paint color number. Specify wood veneer color number. Specify wood veneer color number. Specify with <i>Customiz stain</i>.
75⁵/₈"W solid pair door leaves 7'0"H		
<ul style="list-style-type: none"> Paint price group 1 Paint price group 3 Flat-cut wood veneer Quarter-cut wood veneer Customiz stain 	<ul style="list-style-type: none"> No cost +\$ 220 No cost +\$ 322 No cost 	<ul style="list-style-type: none"> Specify paint color number. Specify paint color number. Specify wood veneer color number. Specify wood veneer color number. Specify with <i>Customiz stain</i>.
Glass single door 7'0"H		
<ul style="list-style-type: none"> Glass price group 1 Glass price group 2 Glass price group 3 Glass price group 4 Glass price group 5 Glass price group 6 	<ul style="list-style-type: none"> No cost +\$ 396 +\$ 473 +\$ 760 N.A. +\$1503 	<ul style="list-style-type: none"> Specify glass number for door. Specify glass number for door. Specify glass number for door. Specify glass number for door. Specify glass number for door. Specify glass number for door.
Lock Prep		
<ul style="list-style-type: none"> Strike plate and factory prep for cylindrical passage set or lockset Strike plate and factory prep for mortise passage set or lockset 	<ul style="list-style-type: none"> No cost +\$ 45 	<ul style="list-style-type: none"> Specify with <i>cylindrical prep</i>. Specify with <i>mortise prep</i>.
Related Products		
<ul style="list-style-type: none"> Door frames Passage sets and locksets Hinges Stops 		<ul style="list-style-type: none"> ▶ Page 68 ▶ Page 84 ▶ Pages 85–86 ▶ Pages 86–87

Specification Information

Width	Corresponding Frame Width	Style Number	Base Price
-------	---------------------------	--------------	------------



Solid Single Door


37 ³ / ₁₆ "	40"	GPGSLSSPT40	\$1896
-----------------------------------	-----	--------------------	--------



5"H

Glass Single Door with 5"H Bottom Rail

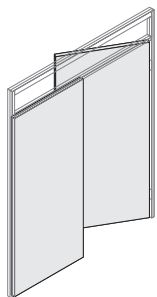
37 ³ / ₁₆ "	40"	GPGSLGSPT40	\$4053
-----------------------------------	-----	--------------------	--------



12"H

Glass Single Door with 12"H Bottom Rail

37 ³ / ₁₆ "	40"	GPGSLGSPT40B	\$4332
-----------------------------------	-----	---------------------	--------



Solid Pair Door

77 ¹ / ₂ "	80"	GPGSLSPPT80	\$3869
----------------------------------	-----	--------------------	--------

Glass Selections Full-Height Pivot-Hinged Door Leaves for Use with Switch Cutout

SIN 711.1



Tip: Glass Selections pivot-hinged door leaves work with Glass Selections door frames only.

Tip: For information regarding Etched and Pattern Glass Planning, see the Architectural Solutions Specification Guide.

Tip: Ceiling height option is available on solid door leaves only.

Standard Includes	Required to Specify
-------------------	---------------------

<ul style="list-style-type: none"> Ceiling height from 8'0"H to 10'0"H, in one-inch increments <i>Exception: Maximum ceiling height of glass doors is 9'0"H.</i> Reversible pivot-hinged door: paint, glass, flat-cut veneer, or anodized aluminum Door frame: paint or anodized aluminum Factory prep for pivot hinges 	<ol style="list-style-type: none"> Style number Ceiling height Swing orientation Paint color number for door, if solid door selected Paint color number for door frame Glass number for glass door, if glass door selected Paint color number for glass door, if glass door selected Wood veneer color number, if selected Factory prep for cylindrical or mortise passage set or lockset, if selected Options, if selected (see below) <p>▶ See <i>Surface Materials</i>, page 194.</p>
---	--

Options	Price	Required to Specify
---------	-------	---------------------

Surface Materials	Full-height glass door frame leaves surface options <ul style="list-style-type: none"> Paint price group 1 No cost Paint price group 2 +\$ 28 Paint price group 3 +\$ 47 Anodized aluminum No cost 	<ul style="list-style-type: none"> Specify paint color number. Specify paint color number. Specify paint color number. Specify anodized aluminum.
	36³/₈"W solid door leaves 8'0"H through 10'0"H <ul style="list-style-type: none"> Paint price group 1 No cost Paint price group 3 +\$ 112 Flat-cut wood veneer No cost Quarter-cut wood veneer +\$ 177 Customiz stain No cost 	<ul style="list-style-type: none"> Specify paint color number. Specify paint color number. Specify wood veneer color number. Specify wood veneer color number. Specify <i>with Customiz stain</i>.
	Glass single door 8'0"H through 9'0"H <ul style="list-style-type: none"> Glass price group 1 No cost Glass price group 2 +\$ 396 Glass price group 3 +\$ 473 Glass price group 4 +\$ 760 Glass price group 5 N.A. Glass price group 6 +\$1503 	<ul style="list-style-type: none"> Specify glass number for door. Specify glass number for door. Specify glass number for door. Specify glass number for door. Specify glass number for door. Specify glass number for door.
Ceiling Height	Solid single door leaves <ul style="list-style-type: none"> 8'0" through 9'0" No cost 9'1" through 10'0" +\$ 288 	<ul style="list-style-type: none"> Specify ceiling height in 1" increments. Specify ceiling height in 1" increments.
Swing Orientation	For single pivot-hinged door frame <ul style="list-style-type: none"> Left-hand door frame No cost Right-hand door frame No cost 	<ul style="list-style-type: none"> Specify <i>with left-hand door frame</i>. Specify <i>with right-hand door frame</i>.
Lock Prep	<ul style="list-style-type: none"> Strike plate and factory prep for cylindrical passage set or lockset No cost Strike plate and factory prep for mortise passage set or lockset +\$ 45 	<ul style="list-style-type: none"> Specify <i>with cylindrical prep</i>. Specify <i>with mortise prep</i>.
Related Products	<ul style="list-style-type: none"> Door frames Passage sets and locksets Hinges Stops 	<ul style="list-style-type: none"> ▶ Page 70 ▶ Page 84 ▶ Pages 85–86 ▶ Pages 86–87

Glass Selections Full-Height
Pivot-Hinged Door Leaves for
Use with Switch Cutout

SIN 711.1

Privacy Wall

Specification Information

Width	Corresponding Frame Width	Style Number	Base Price
-------	------------------------------	-----------------	---------------

Solid Single Door

36 ³ / ₈ "	42"	GPGSLSSPF42	\$2143
----------------------------------	-----	--------------------	--------



Glass Single Door with 5"H Bottom Rail

36 ³ / ₈ "	42"	GPGLGSPF42	\$4579
----------------------------------	-----	-------------------	--------



5"H

Glass Single Door with 12"H Bottom Rail


36 ³ / ₈ "	42"	GPGLGSPF42B	\$4447
----------------------------------	-----	--------------------	--------



12"H

Glass Selections Transom-Height Pivot-Hinged Door Leaves for Use with Switch Cutout

SIN 711.1



Tip: Glass Selections pivot-hinged door leaves work with Glass Selections door frames only.

Tip: In a Glass Selections door frame with glass transom, switch wiring must run down through the floor only. Wiring cannot run up to the ceiling.

Tip: For information regarding Etched and Pattern Glass Planning, see the Architectural Solutions Specification Guide.

Standard Includes	Required to Specify
-------------------	---------------------

- 7'0"H
- Reversible pivot-hinged door: paint, glass, flat-cut veneer, or anodized aluminum
- Door frame: paint or anodized aluminum
- Factory prep for pivot hinges

- 1 Style number
 - 2 Swing orientation
 - 3 Paint color number for door, if solid door selected
 - 4 Paint color number for door frame
 - 5 Glass number for glass door, if glass door selected
 - 6 Paint color number for glass door, if glass door selected
 - 7 Wood veneer color number, if selected
 - 8 Factory prep for cylindrical or mortise passage set or lockset, if selected
 - 9 Options, if selected (see below)
- ▶ See *Surface Materials*, page 194.

Options	Price	Required to Specify
---------	-------	---------------------

Surface Materials

Transom-height glass frame door leaves surface options

- Paint price group 1 No cost
- Paint price group 2 +\$ 28
- Paint price group 3 +\$ 47
- Anodized aluminum No cost

- Specify paint color number.
- Specify paint color number.
- Specify paint color number.
- Specify anodized aluminum.

36³/₈"W solid door leaves 7'0"H

- Paint price group 1 No cost
- Paint price group 3 +\$ 112
- Flat-cut wood veneer No cost
- Quarter-cut wood veneer +\$ 161
- Customiz stain No cost

- Specify paint color number.
- Specify paint color number.
- Specify wood veneer color number.
- Specify wood veneer color number
- Specify *with Customiz stain*.

Glass single door 7'0"H

- Glass price group 1 No cost
- Glass price group 2 +\$ 396
- Glass price group 3 +\$ 473
- Glass price group 4 +\$ 760
- Glass price group 5 N.A.
- Glass price group 6 +\$1503

- Specify glass number for door.
- Specify glass number for door.
- Specify glass number for door.
- Specify glass number for door.
- Specify glass number for door.
- Specify glass number for door.

Lock Prep

- Strike plate and factory prep for cylindrical passage set or lockset No cost
- Strike plate and factory prep for mortise passage set or lockset +\$ 45

- Specify *with cylindrical prep*.
- Specify *with mortise prep*.

Related Products

- Door frames
- Passage sets and locksets
- Hinges
- Stops

- ▶ Page 70
- ▶ Page 84
- ▶ Pages 85–86
- ▶ Pages 86–87

Specification Information

Width	Corresponding Frame Width	Style Number	Base Price
-------	---------------------------	--------------	------------

Solid Single Door



36 ³ / ₈ "	42"	GPGLSSPT42	\$1896
----------------------------------	-----	-------------------	--------

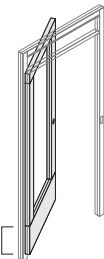
Glass Single Door with 5"H Bottom Rail



5"H

36 ³ / ₈ "	42"	GPGLGSPT42	\$4053
----------------------------------	-----	-------------------	--------

Glass Single Door with 12"H Bottom Rail

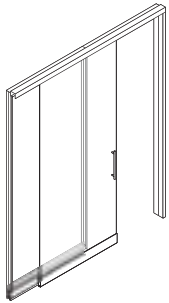


12"H

36 ³ / ₈ "	42"	GPGLGSPT42B	\$4332
----------------------------------	-----	--------------------	--------

Glass Selections Full-Height Polished Edge Slider Doors with Close-Assist

SIN 711.1



Tip: Full-height doors less than 108" ceiling height are standard with 3/8" thick glass. 1/2" thick glass can be selected for enhanced rigidity. Doors that are higher than 108" ceiling height are standard with 1/2" thick glass.

Tip: High-voltage switch is not available on Glass Selections slider door.

Tip: For information regarding Etched and Pattern Glass Planning, see the Architectural Solutions Specification Guide.

Tip: All locks are random keyed.

Tip: High-voltage switch is not available for Glass Selections slider door.

Standard Includes	Required to Specify
<ul style="list-style-type: none"> Ceiling height from 8'0"H to 10'0"H, in one-inch increments Slider door: glass with polished edges Frame: paint or anodized aluminum Side panel Door base: paint Floor track with adjustable levelers to accommodate continuous 5"H base trim (ordered separately) Slide hardware Door pull: satin chrome Door: 3/8" thick for full-height doors 9'-0" and less 	<ol style="list-style-type: none"> Style number Ceiling height Paint color number for frame Paint color number for base Glass thickness for door (if less than 108") Glass number for slider door Glass number for all-glass side panel Post extension Slide orientation Options, if selected (see below) <p>▶ See <i>Surface Materials</i>, page 194.</p>

Options	Price	Required to Specify
Surface Materials Frame <ul style="list-style-type: none"> Paint price group 1 Paint price group 2 Paint price group 3 Anodized aluminum Base <ul style="list-style-type: none"> Paint price group 1 Paint price group 2 Paint price group 3 Full-height slider doors <ul style="list-style-type: none"> Glass price group 1 Glass price group 2 Glass price group 3 Glass price group 4 Glass price group 5 Glass price group 6 Full-height slider door panels <ul style="list-style-type: none"> Glass price group 1 Glass price group 2 Glass price group 3 Glass price group 4 Glass price group 5 Glass price group 6 	<ul style="list-style-type: none"> No cost +\$ 52 +\$ 95 No cost No cost +\$ 15 +\$ 25 No cost N.A. +\$1395 N.A. N.A. N.A. N.A. No cost +\$ 588 +\$ 700 +\$1123 N.A. +\$2213 	<ul style="list-style-type: none"> Specify paint color number. Specify paint color number. Specify paint color number. Specify anodized aluminum. Specify paint color number. Specify paint color number. Specify paint color number. Specify glass number for door. Specify glass number for door. Specify glass number for door. Specify glass number for door. Specify glass number for door. Specify glass number for door. Specify glass number for door. Specify glass number for door. Specify glass number for door. Specify glass number for door. Specify glass number for door. Specify glass number for door.
Glass Thickness <ul style="list-style-type: none"> 3/8"-thick glass 1/2"-thick glass 	<ul style="list-style-type: none"> No cost +\$ 274 	<ul style="list-style-type: none"> Specify with 3/8". Specify with 1/2".
Post Extension <ul style="list-style-type: none"> Post extensions modified to accommodate recessed ceiling track (ordered separately) Post extensions modified to accommodate overlapping ceiling track (ordered separately) 	<ul style="list-style-type: none"> No cost No cost 	<ul style="list-style-type: none"> Specify with post extensions for recessed ceiling track interface. Specify with post extensions for overlapping ceiling track interface.
Ceiling Height <ul style="list-style-type: none"> 8'0" through 9'0" 9'1" through 10'0" 	<ul style="list-style-type: none"> No cost +\$ 200 	<ul style="list-style-type: none"> Specify ceiling height in 1" increments. Specify ceiling height in 1" increments.
Slide Orientation <ul style="list-style-type: none"> Left-hand door frame Right-hand door frame 	<ul style="list-style-type: none"> No cost No cost 	<ul style="list-style-type: none"> Specify with left-hand door frame. Specify with right-hand door frame.
Switch Cutout <ul style="list-style-type: none"> Without cutout With low-voltage switch cutout 	<ul style="list-style-type: none"> No cost +\$ 36 	<ul style="list-style-type: none"> Specify without cutout. Specify with low-voltage switch cutout.
Lock <ul style="list-style-type: none"> No lock Door lock with interior thumb latch 	<ul style="list-style-type: none"> No cost +\$1191 	<ul style="list-style-type: none"> Specify with no lock. Specify with lock.
Close-Assist <ul style="list-style-type: none"> None Leading edge only Leading and trailing edge 	<ul style="list-style-type: none"> No cost +\$ 56 +\$ 112 	<ul style="list-style-type: none"> Specify with none. Specify with leading edge only. Specify with leading and trailing edge.

▶ Options, continued on next page

► Options, continued from previous page

Related Products

- Switches ▶ Page 88
- Ceiling tracks ▶ Page 154
- Continuous base trim ▶ Page 160
- Feature strips ▶ Page 164

Tip: SmartTools options are available and easily ordered when using SmartTools software. If you do not have access to SmartTools software, these options can also be ordered using the normal Specials RFQ (Request For Quote) process.

	SmartTools Options	Price	Required to Specify
Parametric Ceiling Height (Available in 1" increments)	• 7'5" through 7'11"	No cost	Specify ceiling height in 1" increments.
Parametric Width Slider Door Assembly with Equal Width Door and Slide Panel (Available in 1" increments)	• 78"W through 95"W (excludes standard widths)	No cost	Specify slider door assembly widths in 1" increments.
Parametric Width Slider Door Assembly with Fixed Width Door and Variable Width Side Panel (Available in 1" increments)	• 81"W through 108"W (excludes standard widths)	+\$156	Specify slider door assembly widths in 1" increments.
Parametric Width Slider Door Assembly with Variable Width Frame Kit (Available in 1" increments)	With 40" doors		
	• 112"W through 136"W	+\$139	Specify slider door assembly widths in 1" increments.
	• 137"W through 184"W	+\$408	Specify slider door assembly widths in 1" increments.
	With 42" doors		
	• 114"W through 136"W	+\$139	Specify slider door assembly widths in 1" increments.
	• 137"W through 186"W	+\$408	Specify slider door assembly widths in 1" increments.
With 48" doors			
	• 120"W through 136"W	+\$139	Specify slider door assembly widths in 1" increments.
	• 137"W through 192"W	+\$408	Specify slider door assembly widths in 1" increments.
Base	• 2½"H base	No cost	Specify to accept 2½"H base.
	• 4"H base	+\$228	Specify to accept 4"H base.

Tip: Slider door assembly widths are displayed in actual sizes. Relative width of door and side panel may vary.

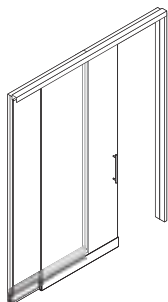
Tip: For slider with frame kit as side panel, glass kit is ordered separately.

Specification Information

Width	Style Number	Base Price
-------	--------------	------------

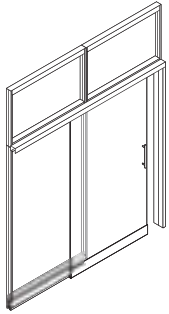
Full-Height Slider Doors

80"	GPGSDFSC80	\$5777
84"	GPGSDFSC84	\$5892
96"	GPGSDFSC96	\$6311
•	•	•



Glass Selections Transom-Height Polished Edge Slider Doors with Close-Assist

SIN 711.1



Tip: Door height is always 7'. Transom height varies depending on ceiling height.

Tip: Transom-height doors are standard with 3/8" thick glass. 1/2" thick glass can be selected for enhanced rigidity.

Tip: High-voltage switch is not available on Glass Selections slider door.

Tip: All locks are random keyed.

Tip: For information regarding Etched and Pattern Glass Planning, see the Architectural Solutions Specification Guide.

Standard Includes	Required to Specify
<ul style="list-style-type: none"> Ceiling height from 8'0"H to 10'0"H, in one-inch increments Slider door: glass with polished edges Frame: paint or anodized aluminum Side panel Door base: paint Floor track with adjustable levelers to accommodate continuous 5"H base trim (ordered separately) Slide hardware Door pull: satin chrome Door: 3/8" thick 	<ol style="list-style-type: none"> Style number Ceiling height Paint color number for frame Glass thickness for door Glass number for door frame top lite (door 1) Glass number for slider door (door 2) Glass number for side panel top lite (glass 1) Glass number for side panel (glass 2) Paint color number for door base Post extension Slide orientation Options, if selected (see below) <p>► See <i>Surface Materials</i>, page 194.</p>

Surface Materials	Options	Price	Required to Specify
	Frame		
	<ul style="list-style-type: none"> Paint price group 1 Paint price group 2 Paint price group 3 Anodized aluminum 	<ul style="list-style-type: none"> No cost +\$ 52 +\$ 95 No cost 	<ul style="list-style-type: none"> Specify paint color number. Specify paint color number. Specify paint color number. Specify anodized aluminum.
	Base		
	<ul style="list-style-type: none"> Paint price group 1 Paint price group 2 Paint price group 3 	<ul style="list-style-type: none"> No cost +\$ 15 +\$ 25 	<ul style="list-style-type: none"> Specify paint color number. Specify paint color number. Specify paint color number.
	Transom-height slider door		
	<ul style="list-style-type: none"> Glass price group 1 Glass price group 2 Glass price group 3 Glass price group 4 Glass price group 5 Glass price group 6 	<ul style="list-style-type: none"> No cost N.A. +\$1264 N.A. N.A. N.A. 	<ul style="list-style-type: none"> Specify glass number for door. Specify glass number for door. Specify glass number for door. Specify glass number for door. Specify glass number for door. Specify glass number for door.
	Transom-height side panel		
	<ul style="list-style-type: none"> Glass price group 1 Glass price group 2 Glass price group 2 Glass price group 4 Glass price group 5 Glass price group 6 	<ul style="list-style-type: none"> No cost +\$ 491 +\$ 584 +\$ 936 N.A. +\$1845 	<ul style="list-style-type: none"> Specify glass number for door. Specify glass number for door. Specify glass number for door. Specify glass number for door. Specify glass number for door. Specify glass number for door.
	Transom aligned top lites (per lite)		
	<ul style="list-style-type: none"> Glass price group 1 Glass price group 2 Glass price group 3 Glass price group 4 Glass price group 5 Glass price group 6 	<ul style="list-style-type: none"> No cost +\$ 110 +\$ 129 +\$ 205 N.A. +\$ 407 	<ul style="list-style-type: none"> Specify glass number for lite. Specify glass number for lite. Specify glass number for lite. Specify glass number for lite. Specify glass number for lite. Specify glass number for lite.
Glass Thickness	<ul style="list-style-type: none"> 3/8"-thick glass 1/2"-thick glass 	<ul style="list-style-type: none"> No cost +\$ 232 	<ul style="list-style-type: none"> Specify with 3/8". Specify with 1/2".
Post Extension	<ul style="list-style-type: none"> Post extensions modified to accommodate recessed ceiling track (ordered separately) Post extensions modified to accommodate overlapping ceiling track (ordered separately) 	<ul style="list-style-type: none"> No cost No cost 	<ul style="list-style-type: none"> Specify with <i>post extensions for recessed ceiling track interface.</i> Specify with <i>post extensions for overlapping ceiling track interface.</i>
Ceiling Height	<ul style="list-style-type: none"> 8'0" through 9'0" 9'1" through 10'0" 	<ul style="list-style-type: none"> No cost +\$ 115 	<ul style="list-style-type: none"> Specify ceiling height in 1" increments. Specify ceiling height in 1" increments.
Slide Orientation	<ul style="list-style-type: none"> Left-hand door frame Right-hand door frame 	<ul style="list-style-type: none"> No cost No cost 	<ul style="list-style-type: none"> Specify with <i>left-hand door frame.</i> Specify with <i>right-hand door frame.</i>

► Options, continued on next page

► Options, continued from previous page

Options	Price	Required to Specify
Switch Cutout	<ul style="list-style-type: none"> Without cutout With low-voltage switch cutout 	No cost +\$ 36
Lock	<ul style="list-style-type: none"> Door lock with interior thumb latch 	+\$1191
Close-Assist	<ul style="list-style-type: none"> None Leading edge only Leading and trailing edge 	No cost +\$ 56 +\$ 112
Related Products	<ul style="list-style-type: none"> Switches Ceiling tracks Continuous base trim Feature strips 	<ul style="list-style-type: none"> ▶ Page 88 ▶ Page 154 ▶ Page 160 ▶ Page 164

Tip: SmartTools options are available and easily ordered when using SmartTools software. If you do not have access to SmartTools software, these options can also be ordered using the normal Specials RFQ (Request For Quote) process.

Tip: Slider door assembly widths are displayed in actual sizes. Relative width of door and side panel may vary.

Tip: For slider with frame kit as side panel, glass kit is ordered separately.

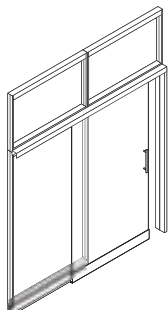
SmartTools Options	Price	Required to Specify	
Parametric Width Slider Door Assembly with Equal Width Door and Slide Panel (Available in 1" increments)	<ul style="list-style-type: none"> 78"W through 95"W (excludes standard widths) 	No cost	
Parametric Width Slider Door Assembly with Fixed Width Door and Variable Width Side Panel (Available in 1" increments)	<ul style="list-style-type: none"> 81"W through 108"W (excludes standard widths) 	+\$ 174	
Parametric Width Slider Door Assembly with Variable Width Frame Kit (Available in 1" increments)	With 40" doors		
	<ul style="list-style-type: none"> 112"W through 136"W 	+\$ 279	
	<ul style="list-style-type: none"> 137"W through 184"W 	+\$ 601	
	With 42" doors		
	<ul style="list-style-type: none"> 114"W through 136"W 	+\$ 279	
	<ul style="list-style-type: none"> 137"W through 186"W 	+\$ 601	
With 48" doors			
	<ul style="list-style-type: none"> 120"W through 136"W 	+\$ 279	
<ul style="list-style-type: none"> 137"W through 192"W 	+\$ 601	Specify slider door assembly widths in 1" increments.	
Base	<ul style="list-style-type: none"> 2½"H base 4"H base 	No cost +\$ 228	Specify to accept 2½"H base. Specify to accept 4"H base.

Specification Information

Width	Style Number	Base Price
-------	--------------	------------

Transom-Height Slider Doors

80"	GPGSDFTSC80	\$5797
84"	GPGSDFTSC84	\$5886
96"	GPGSDFTSC96	\$6343



Glass Selections Polished Edge Slider Door Vertical Seal for Use with Glass Selections Slider Door

SIN 711.1



Tip: Vertical seal assemblies are 120" long and are cut to the appropriate height during installation.

Standard Includes	Required to Specify
-------------------	---------------------

- | | |
|---|---|
| <ul style="list-style-type: none"> Vertical seal: paint or anodized aluminum | <ul style="list-style-type: none"> 1 Style number 2 Options, if selected (see below) ▶ See <i>Surface Materials</i>, page 194. |
|---|---|

Surface Materials	Options	Price	Required to Specify
-------------------	---------	-------	---------------------

- | | | |
|--|--|---|
| <ul style="list-style-type: none"> Paint price group 1 Paint price group 2 Paint price group 3 Anodized aluminum | <ul style="list-style-type: none"> No cost +\$ 8 +\$15 No cost | <ul style="list-style-type: none"> Specify paint color number. Specify paint color number. Specify paint color number. Specify anodized aluminum. |
|--|--|---|

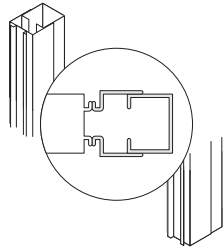
Specification Information	
Style Number	Base Price

GPGSDFSVS	\$58
-----------	------

Glass Selections Mini Ends

SIN 711.1

Glass Selections Mini Ends to the Floor



Tip: Mini ends should be specified to the floor when positioned next to a door frame. Mini ends will be field-cut by installer to final length.

Tip: For painted mini ends, use Privacy Wall mini ends.

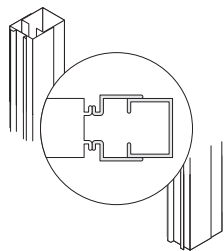
Tip: SmartTools options are available and easily ordered when using SmartTools software. If you do not have access to SmartTools software, these options can also be ordered using the normal Specials RFQ (Request For Quote) process.

Standard Includes	Required to Specify
<ul style="list-style-type: none"> Mini end: 10'1"H Outer channel: clear anodized aluminum Inner channel: clear anodized aluminum 	1 Style number 2 Options, if selected (see below)

SmartTools Options	Price	Required to Specify
Modified Angle (45° to 135° in 5" increments)	<ul style="list-style-type: none"> For GPGSMESF +\$167 For GPGSMEMF +\$177 For GPGSMELF +\$191 	Specify with modified angle. Specify with modified angle. Specify with modified angle.

Specification Information		
Size	Style Number	Base Price
1 1/2" to 2 1/8"	GPGSMESF	\$262
2 1/8" to 3 1/2"	GPGSMEMF	\$292
3 1/2" to 6"	GPGSMELF	\$351

Glass Selections Mini Ends



Tip: SmartTools options are available and easily ordered when using SmartTools software. If you do not have access to SmartTools software, these options can also be ordered using the normal Specials RFQ (Request For Quote) process.

Tip: For painted mini ends, use Privacy Wall mini ends.

Standard Includes	Required to Specify
<ul style="list-style-type: none"> Ceiling height from 8'0"H to 10'0"H, in one-inch increments Telescoping mini end: clear anodized aluminum Aligns to top of 5"H base 	1 Style number 2 Ceiling height 3 Options, if selected (see below)

SmartTools Options	Price	Required to Specify
Parametric Ceiling Height (Available in 1" increments)	No cost	Specify ceiling height in 1" increments.
Modified Angle (45° to 135° in 5° increments)	<ul style="list-style-type: none"> For GPGSMES +\$167 For GPGSMEM +\$177 For GPGSMEL +\$191 	Specify with modified angle. Specify with modified angle. Specify with modified angle.
Base	<ul style="list-style-type: none"> 2 1/2"H base No cost 4"H base +\$ 18 	Specify to accept 2 1/2"H base. Specify to accept 4"H base.

Specification Information		
Size	Style Number	Base Price
1 1/2" to 2 1/8"	GPGSMES	\$262
2 1/8" to 3 1/2"	GPGSMEM	\$292
3 1/2" to 6"	GPGSMEL	\$351

Glass Selections Adapters

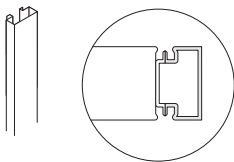
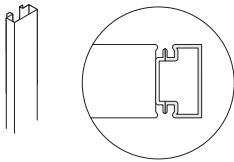
SIN 711.1



Tip: There are no T-adapters for Glass Selections, since all surfaces are concealed. For T-adapters, see Privacy Wall adapters. ▶ Page 106

Tip: SmartTools options are available and easily ordered when using SmartTools software. If you do not have access to SmartTools software, these options can also be ordered using the normal Specials RFQ (Request For Quote) process.

Tip: For painted adapters, use Privacy Wall adapters.



Standard Includes	Required to Specify
<ul style="list-style-type: none"> Ceiling height from 8'0"H to 10'0"H, in one-inch increments Adapter: clear anodized aluminum Plinth for finish-end: paint 	<ol style="list-style-type: none"> Style number Ceiling height Paint color number for plinths Options, if selected (see below) <p>▶ See <i>Surface Materials</i>, page 194.</p>

Options	Price	Required to Specify
Surface Materials Finished-end base plinth <ul style="list-style-type: none"> Paint price group 1 Paint price group 2 Paint price group 3 	No cost +\$ 2 +\$ 4	Specify paint color number. Specify paint color number. Specify paint color number.

SmartTools Options	Price	Required to Specify
Parametric Ceiling Height (Available in 1" increments)	<ul style="list-style-type: none"> 7'5" through 7'11" No cost	Specify ceiling height in 1" increments.
Base	<ul style="list-style-type: none"> 2½"H base 4"H base No cost +\$19	Specify to accept 2½"H base. Specify to accept 4"H base.

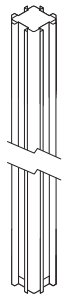
Specification Information	
• Style Number	• Base Price
⋮	⋮
⋮	⋮

Finished-End Adapter with Base	
GPGSAFEB	\$181
⋮	⋮
⋮	⋮

L-Adapter	
GPGSAL	\$159
⋮	⋮
⋮	⋮

Glass Selections Posts

SIN 711.1



Tip: There are no X-posts for Glass Selections, since all surfaces are concealed. For X-posts, see Privacy Wall Posts.
▶ Page 108

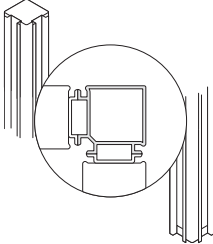
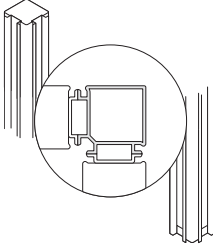
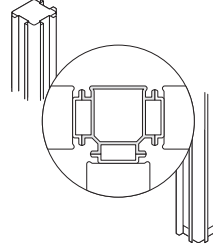
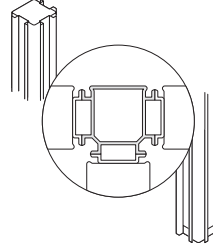
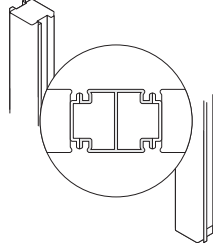
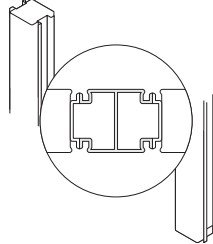
Tip: SmartTools options are available and easily ordered when using SmartTools software. If you do not have access to SmartTools software, these options can also be ordered using the normal Specials RFQ (Request For Quote) process.

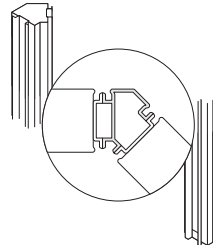
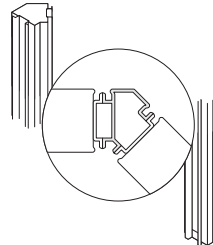
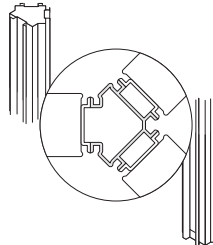
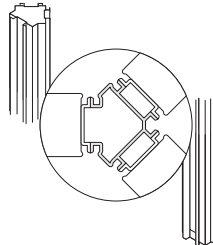
Tip: For painted posts, use Privacy Wall posts.

Standard Includes	Required to Specify
<ul style="list-style-type: none"> Ceiling height from 8'0"H to 10'0"H, in one-inch increments Post: clear anodized aluminum 	<ul style="list-style-type: none"> 1 Style number 2 Ceiling height on L-post 3 Options, if selected (see below) ▶ See <i>Surface Materials</i>, page 194.

SmartTools Options	Price	Required to Specify
Parametric Ceiling Height (Available in 1" increments)	• 7'5" through 7'11"	No cost
Base	• 2½"H base • 4"H base	No cost +\$19
		Specify ceiling height in 1" increments. Specify to accept 2½"H base. Specify to accept 4"H base.

Specification Information

L-Post		T-Post		In-Line Post	
					
• Style Number	• Base Price	• Style Number	• Base Price	• Style Number	• Base Price
• GPGSPL	• \$222	• GPGSPT	• \$258	• GPGSPI	• \$222

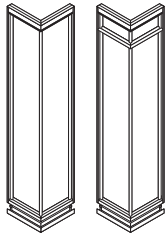
V-Posts		135° Y-Post	
			
• Configuration	• Style Number	• Base Price	• Style Number
• 120° V-Post	• GPGSP120V	• \$247	• GPGSP135Y
• 135° V-Post	• GPGSP135V	• \$247	• \$312

Privacy Wall

Glass Selections Transitions

SIN 711.1

All-Glass L-Corner Units and All-Glass L-Corner Units with Two Transom-Aligned Lites



Tip: L-corner units are factory-assembled. Glass joint is field-glazed (glazing tape or silicone) as part of the installation process.

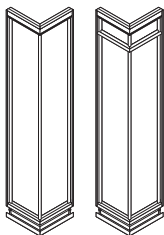
Tip: L-corner units plan dimensionally in the same manner as individual panels that are joined by a post.

Standard Includes	Required to Specify
<ul style="list-style-type: none"> Ceiling height from 8'0"H to 10'0"H, in one-inch increments 2³/₈"-thick panel with frame: paint or anodized aluminum All glass, if selected Two factory-installed lites—top lite is transom aligned: glass Floor track with adjustable levelers to accommodate continuous 5"H base trim (ordered separately): paint 	<ol style="list-style-type: none"> Style number Paint color number for frame Ceiling height Glass finish Options, if selected (see below) <p>▶ See <i>Surface Materials</i>, page 194.</p>

Surface Materials	Options	Price	Required to Specify
	Frame		
	<ul style="list-style-type: none"> Paint price group 1 Paint price group 2 Paint price group 3 Anodized aluminum 	<ul style="list-style-type: none"> No cost +\$ 28 +\$ 47 No cost 	<ul style="list-style-type: none"> Specify paint color number. Specify paint color number. Specify paint color number. Specify anodized aluminum.
	L-corner unit glass panels 8'0" through 10'0"		
	<ul style="list-style-type: none"> Glass price group 1 Glass price group 2 Glass price group 3 Glass price group 4 Glass price group 5 Glass price group 6 	<ul style="list-style-type: none"> No cost +\$437 +\$501 +\$566 N.A. +\$702 	<ul style="list-style-type: none"> Specify glass number for lite. Specify glass number for lite. Specify glass number for lite. Specify glass number for lite. Specify glass number for lite. Specify glass number for lite.
	L-corner unit with two transom-aligned lites, top lite glass panels 8'0" through 10'0"		
	<ul style="list-style-type: none"> Glass price group 1 Glass price group 2 Glass price group 3 Glass price group 4 Glass price group 5 Glass price group 6 	<ul style="list-style-type: none"> No cost +\$103 +\$118 +\$136 N.A. +\$165 	<ul style="list-style-type: none"> Specify glass number for lite. Specify glass number for lite. Specify glass number for lite. Specify glass number for lite. Specify glass number for lite. Specify glass number for lite.
	L-corner unit with two transom-aligned lites, lower lite glass panels 8'0" through 10'0"		
	<ul style="list-style-type: none"> Glass price group 1 Glass price group 2 Glass price group 3 Glass price group 4 Glass price group 5 Glass price group 6 	<ul style="list-style-type: none"> No cost +\$332 +\$383 +\$435 N.A. +\$535 	<ul style="list-style-type: none"> Specify glass number for lite. Specify glass number for lite. Specify glass number for lite. Specify glass number for lite. Specify glass number for lite. Specify glass number for lite.
	Ceiling Height	<ul style="list-style-type: none"> 8'0" through 9'0" 9'1" through 10'0" 	<ul style="list-style-type: none"> No cost +\$ 93
Related Products	<ul style="list-style-type: none"> Ceiling tracks Continuous base trim Feature strips 		<ul style="list-style-type: none"> ▶ Page 154 ▶ Page 160 ▶ Pages 164–166

Parametric Ceiling Height	SmartTools Options	Price	Required to Specify
(All glass L-corner units only)	<ul style="list-style-type: none"> 7'5" through 7'11" 	Use 8'0" price	Specify ceiling height in 1" increments.
Base	<ul style="list-style-type: none"> 2¹/₂"H base 4"H base 	<ul style="list-style-type: none"> +\$175 +\$343 	<ul style="list-style-type: none"> Specify to accept 2¹/₂"H base. Specify to accept 4"H base.

Tip: SmartTools options are available and easily ordered when using SmartTools software. If you do not have access to SmartTools software, these options can also be ordered using the normal Specials RFQ (Request For Quote) process.




Specification Information

Width	Style Number	Base Price	Nominal Width	Modular Width	Style Number	Base Price
L-Corner Units			L-Modular Corner Units			
All Glass						
18"	GPGSSGL	\$1498	18" x 18"	16 ⁵ / ₁₆ " x 16 ⁵ / ₁₆ "	GPGSMGL	\$1498
Two Divided Lites						
18"	GPGSS2LL	\$1889	18" x 18"	16 ⁵ / ₁₆ " x 16 ⁵ / ₁₆ "	GPGSM2LL	\$1889



SIN 711.1

Glass Selections T-Corner Unit All-Glass Frame Kits



Tip: Frame and glass kits are assembled in the field. Butt joints must be glazed with glazing tape or silicone sealant to be code-compliant.

Tip: T-corner frame kits plan dimensionally in the same manner as individual 18" panels that are joined by a post.

Tip: Due to the process steps involved in installation of glass, T-corner frame kits can be placed no closer than 20" to a single mini end or wall channel.

Tip: SmartTools options are available and easily ordered when using SmartTools software. If you do not have access to SmartTools software, these options can also be ordered using the normal Specials RFQ (Request For Quote) process.

Standard Includes	Required to Specify
<ul style="list-style-type: none"> • Ceiling height from 8'0"H to 10'0"H, in one-inch increments • 2³/₈"-thick panel with frame: paint or anodized aluminum • Floor track with adjustable levelers to accommodate continuous 5"H base trim (ordered separately): paint 	<ol style="list-style-type: none"> 1 Style number 2 Ceiling height 3 Paint color number for frame 4 Glass number for lite <p>▶ See <i>Surface Materials</i>, page 194.</p>

Options	Price	Required to Specify
Surface Materials Frame <ul style="list-style-type: none"> • Paint price group 1 • Paint price group 2 • Paint price group 3 • Anodized aluminum 	No cost +\$ 28 +\$ 47 No cost	Specify paint color number. Specify paint color number. Specify paint color number. Specify anodized aluminum.
Ceiling Height <ul style="list-style-type: none"> • 8'0" through 9'0" • 9'1" through 10'0" 	No cost +\$ 49	Specify ceiling height in 1" increments. Specify ceiling height in 1" increments.

Related Products <ul style="list-style-type: none"> • Ceiling tracks • Continuous base trim • Feature strips 	▶ Page 154 ▶ Page 160 ▶ Pages 164–166
--	---

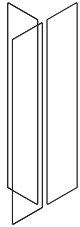
SmartTools Options	Price	Required to Specify
Parametric Ceiling Height (Available in 1" increments)	<ul style="list-style-type: none"> • 7'5" through 7'11" Use 8'0" price	Specify ceiling height in 1" increments.
Base <ul style="list-style-type: none"> • 2½"H base • 4"H base 	+\$187 +\$343	Specify to accept 2½"H base. Specify to accept 4"H base.

Specification Information						
Width	Style Number	Base Price	Nominal Width	Modular Width	Style Number	Base Price

All-Glass Frame Kits		
18" x 18" x 18"	GPGSSGFKT	\$1383

Modular All-Glass Frame Kits		
18" x 18" x 18"	16 ³ / ₄ " x 16 ³ / ₄ " x 16 ³ / ₄ "	GPGSMGFKT \$1383

Glass Selections T-Corner Units All-Glass Kits



Tip: Frame and glass kits are assembled in the field. Butt joints must be glazed with glazing tape or silicone sealant to be code-compliant.

Tip: T-corner frame kits plan dimensionally in the same manner as individual 18" panels that are joined by a post.

Tip: T-corner glass kits include three pieces of glass.

Tip: Due to the process steps involved in installation of glass, T-corner frame kits can be placed no closer than 20" to a single mini-end or wall channel.

Tip: SmartTools options are available and easily ordered when using SmartTools software. If you do not have access to SmartTools software, these options can also be ordered using the normal Specials RFQ (Request For Quote) process.

Standard Includes	Required to Specify
<ul style="list-style-type: none"> Ceiling height from 8'0"H to 10'0"H, in one-inch increments 2³/₈"-thick panel with clear anodized aluminum frame: paint Floor track with adjustable levelers to accommodate continuous 5"H base trim (ordered separately): paint 	<ul style="list-style-type: none"> 1 Style number 2 Ceiling height 3 Glass number for lite ▶ See <i>Surface Materials</i>, page 194.

Options	Price	Required to Specify	
Surface Materials	Top lite glass panels 8'0" through 10'0"		
<ul style="list-style-type: none"> Glass price group 1 Glass price group 2 Glass price group 3 Glass price group 4 Glass price group 5 Glass price group 6 	<ul style="list-style-type: none"> No cost +\$ 815 +\$1476 +\$2134 N.A. +\$3828 	<ul style="list-style-type: none"> Specify glass number for lite. Specify glass number for lite. Specify glass number for lite. Specify glass number for lite. Specify glass number for lite. Specify glass number for lite. 	
Ceiling Height	<ul style="list-style-type: none"> 8'0" through 9'0" 9'1" through 10'0" 	<ul style="list-style-type: none"> No cost +\$ 49 	<ul style="list-style-type: none"> Specify ceiling height in 1" increments. Specify ceiling height in 1" increments.
Related Products	<ul style="list-style-type: none"> Ceiling tracks Continuous base trim Feature strips 		<ul style="list-style-type: none"> ▶ Page 154 ▶ Page 160 ▶ Pages 164–166

SmartTools Options	Price	Required to Specify	
Parametric Ceiling Height (Available in 1" increments)	<ul style="list-style-type: none"> 7'5" through 7'11" 	<ul style="list-style-type: none"> Use 8'0" price 	<ul style="list-style-type: none"> Specify ceiling height in 1" increments.
Base	<ul style="list-style-type: none"> 2½"H base 4"H base 	<ul style="list-style-type: none"> +\$ 40 No cost 	<ul style="list-style-type: none"> Specify to accept 2½"H base. Specify to accept 4"H base.


Specification Information						
Width	Style Number	Base Price	Nominal Width	Modular Width	Style Number	Base Price

All-Glass Glass Kits		
18" x 18" x 18"	GPGSSGGKT	\$519

Modular All-Glass Glass Kits		
18" x 18" x 18"	16¾" x 16¾" x 16¾"	GPGSMGGKT \$519

SIN 711.1

Glass Selections T-Corner Units Two Divided Lite Frame Kits



Tip: Frame and glass kits are assembled in the field. Butt joints must be glazed with glazing tape or silicone sealant to be code-compliant.

Tip: T-corner frame kits plan dimensionally in the same manner as individual 18" panels that are joined by a post.

Tip: Due to the process steps involved in installation of glass, T-corner frame kits can be placed no closer than 20" to a mini end or wall channel.

Tip: SmartTools options are available and easily ordered when using SmartTools software. If you do not have access to SmartTools software, these options can also be ordered using the normal Specials RFQ (Request For Quote) process.

Standard Includes	Required to Specify
<ul style="list-style-type: none"> Ceiling height from 8'0"H to 10'0"H, in one-inch increments 2³/₈"-thick panel with frame: paint or anodized aluminum Floor track with adjustable levelers to accommodate continuous 5"H base trim (ordered separately): paint 	<ol style="list-style-type: none"> Style number Ceiling height Paint color number for frame Glass number for lite Options, if selected (see below) <p>▶ See <i>Surface Materials</i>, page 194.</p>

Options	Price	Required to Specify
Surface Materials Frame <ul style="list-style-type: none"> Paint price group 1 Paint price group 2 Paint price group 3 Anodized aluminum 	<ul style="list-style-type: none"> No cost +\$ 28 +\$ 47 No cost 	<ul style="list-style-type: none"> Specify paint color number. Specify paint color number. Specify paint color number. Specify anodized aluminum.
Ceiling Height <ul style="list-style-type: none"> 8'0" through 9'0" 9'1" through 10'0" 	<ul style="list-style-type: none"> No cost +\$ 49 	<ul style="list-style-type: none"> Specify ceiling height in 1" increments. Specify ceiling height in 1" increments.

Related Products <ul style="list-style-type: none"> Ceiling tracks Continuous base trim Feature strips 	<ul style="list-style-type: none"> ▶ Page 154 ▶ Page 160 ▶ Pages 164–166
--	---

SmartTools Options	Price	Required to Specify
Base <ul style="list-style-type: none"> 2¹/₂"H base 4"H base 	<ul style="list-style-type: none"> +\$175 +\$343 	<ul style="list-style-type: none"> Specify to accept 2¹/₂"H base. Specify to accept 4"H base.

Specification Information						
Width	Style Number	Base Price	Nominal Width	Modular Width	Style Number	Base Price

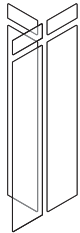
Two Divided Lite Frame Kits

18" x 18" x 18"	GPGSS2FKT	\$1456
-----------------	------------------	--------

Modular Two Divided Lite Frame Kits

18" x 18" x 18"	16 ³ / ₄ " x 16 ³ / ₄ " x 16 ³ / ₄ "	GPGSM2FKT	\$1456
-----------------	--	------------------	--------

Glass Selections T-Corner Units Two Divided Lite Glass Kits



Tip: Frame and glass kits are assembled in the field. Butt joints must be glazed with glazing tape or silicone sealant to be code compliant.

Tip: T-corner frame kits plan dimensionally in the same manner as individual 18" panels that are joined by a post.

Tip: T-corner glass kits include three pieces of glass.

Tip: Due to the process steps involved in installation of glass, T-corner frame kits can be placed no closer than 20" to a single mini-end or wall channel.

Tip: SmartTools options are available and easily ordered when using SmartTools software. If you do not have access to SmartTools software, these options can also be ordered using the normal Specials RFQ (Request For Quote) process.

Standard Includes	Required to Specify
<ul style="list-style-type: none"> Ceiling height from 8'0"H to 10'0"H, in one-inch increments 2³/₈"-thick panel with clear anodized aluminum frame: paint Floor track with adjustable levelers to accommodate continuous 5"H base trim (ordered separately): paint 	<ol style="list-style-type: none"> Style number Ceiling height Glass number for lite Options, if selected (see below) <p>▶ See <i>Surface Materials</i>, page 194.</p>

Options	Price	Required to Specify
Surface Materials		
Top Lite Glass Panels 8'0" through 10'0"		
• Glass price group 1	No cost	Specify glass number for lite.
• Glass price group 2	+\$ 246	Specify glass number for lite.
• Glass price group 3	+\$ 444	Specify glass number for lite.
• Glass price group 4	+\$ 636	Specify glass number for lite.
• Glass price group 5	N.A.	Specify glass number for lite.
• Glass price group 6	+\$1137	Specify glass number for lite.
Lower Lite Glass Panels 8'0" through 10'0"		
• Glass price group 1	No cost	Specify glass number for lite.
• Glass price group 2	+\$ 586	Specify glass number for lite.
• Glass price group 3	+\$1059	Specify glass number for lite.
• Glass price group 4	+\$1527	Specify glass number for lite.
• Glass price group 5	N.A.	Specify glass number for lite.
• Glass price group 6	+\$2737	Specify glass number for lite.
Ceiling Height		
• 8'0" through 9'0"	No cost	Specify ceiling height in 1" increments.
• 9'1" through 10'0"	+\$ 49	Specify ceiling height in 1" increments.
Related Products		
• Ceiling tracks		▶ Page 154
• Continuous base trim		▶ Page 160
• Feature strips		▶ Pages 164–166

SmartTools Options	Price	Required to Specify
Base		
• 2 ¹ / ₂ "H base	+\$ 40	Specify to accept 2 ¹ / ₂ "H base.
• 4"H base	No cost	Specify to accept 4"H base.

Specification Information						
• Width	• Style Number	• Base Price	• Nominal Width	• Modular Width	• Style Number	• Base Price
•	•	•	•	•	•	•


Two Divided Lite Glass Kits		
18" x 18" x 18"	GPGSS2GKT	\$511
•	•	•

Modular Two Divided Lite Glass Kits			
18" x 18" x 18"	16 ³ / ₄ " x 16 ³ / ₄ " x 16 ³ / ₄ "	GPGSM2GKT	\$511
•	•	•	•

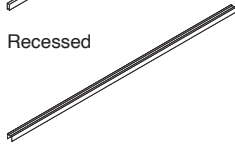
Ceiling Tracks

SIN 711.1

Ceiling Tracks



Recessed



Overlapping

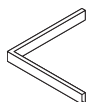
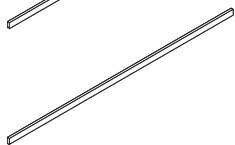
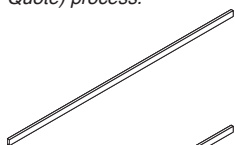
Tip: No ceiling clip is included unless selected as an option.

Tip: For finished end ceiling track, see the Architectural Solutions Specification Guide.

Tip: Ceiling clip option is on straight and finished-end ceiling tracks only.

Tip: When required by local seismic design criteria, additional ceiling fasteners and/or structural bracing may be required. For more information regarding seismic applications, visit the Architectural Solutions web site at village.steelcase.com.

Tip: SmartTools options are available and easily ordered when using SmartTools software. If you do not have access to SmartTools software, these options can also be ordered using the normal Specials RFQ (Request For Quote) process.



Standard Includes	Required to Specify
<ul style="list-style-type: none"> Ceiling track: paint 	<ol style="list-style-type: none"> Style number Ceiling track Paint color number for ceiling track Options, if selected (see below) <p>▶ See <i>Surface Materials</i>, page 194.</p>

Options	Price	Required to Specify
Surface Materials <ul style="list-style-type: none"> Paint price group 1 Paint price group 2 Paint price group 3 	No cost +\$15 +\$25	Specify paint color number. Specify paint color number. Specify paint color number.
Ceiling Track <ul style="list-style-type: none"> Recessed ceiling track Overlapping ceiling track 	No cost No cost	Specify with recessed ceiling track. Specify with overlapping ceiling track.
Ceiling Clips <ul style="list-style-type: none"> No fastener 1" x 1/4"D tegular 1" x 3/8"D tegular 1" x 1/2"D tegular 1" x 5/8"D tegular Donn Finline 1/4" slot Donn Finline 1/8" slot 1"W exposed T 1" fluted runner 1/4" – 20" 1" tee quick clip 9/16"W exposed tee 9/16" x 1/4"D tegular 9/16" x 5/16"D tegular 	No cost No cost No cost No cost No cost No cost No cost No cost No cost No cost No cost No cost No cost	Specify with no fastener. Specify with 1" x 1/4"D tegular clip. Specify with 1" x 3/8"D tegular clip. Specify with 1" x 1/2"D tegular clip. Specify with 1" x 5/8"D tegular clip. Specify with Donn Finline with 1/4" slot clip. Specify with Donn Finline with 1/8" slot clip. Specify with 1"W exposed T clip. Specify with 1" fluted runner 1/4" – 20" clip. Specify with 1" tee quick clip. Specify with 9/16"W exposed tee clip. Specify with 9/16" x 1/4"D tegular clip. Specify with 9/16" x 5/16"D tegular clip.

SmartTools Options	Price	Required to Specify
Modified Angle (70° to 175° in 5° increments) <ul style="list-style-type: none"> For GPCT120V 70°-115° For GPCT135V 125°-175° 	+\$36 +\$36	Specify with modified angle. Specify with modified angle.

Specification Information

Width	Style Number	Base Price

Straight Ceiling Track

120"	GPCTS	\$156

Finished-End Ceiling Track

120"	GPCTFE	\$181

Corner L Ceiling Track

24"	GPCTL	\$153

▶ Specification Information, continued on next page

► Specification Information, continued from previous page

Specification Information

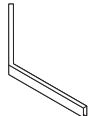
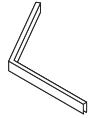
Width	Style Number	Base Price
-------	--------------	------------

120° Corner V Ceiling Track

24"	GPCT120V	\$153
-----	-----------------	-------

135° Corner V Ceiling Track

24"	GPCT135V	\$153
-----	-----------------	-------

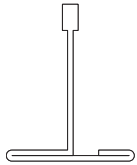


Privacy Wall

Ceiling Tracks, continued

SIN 711.1

Ceiling Track Clip Kits



Tip: Ceiling clip attachment hardware is included with ceiling track. Additional ceiling clip kits can be ordered separately for inventory or changes.

Standard Includes	Required to Specify
<ul style="list-style-type: none"> Quantity of 200 ceiling track clips and necessary attachment hardware 	1 Style number 2 Options, if selected (see below)

Options	Price	Required to Specify
Post Extensions <ul style="list-style-type: none"> Post extensions modified to accommodate recessed ceiling track (ordered separately) Post extensions modified to accommodate overlapping ceiling track (ordered separately) 	No cost	Specify with post extensions for recessed ceiling track interface.
	No cost	Specify with post extensions for overlapping ceiling track interface.

Specification Information

Style Number	Price
1" x 1/4"D Tegular	
GPCFKT	\$1758
1" x 3/8"D Tegular	
GPCFKX	\$1758
1" x 1/2"D Tegular	
GPCFKY	\$2119
1" x 5/8"D Tegular	
GPCFKZ	\$2119
Donn Finline 1/4" Slot	
GPCFKM	\$ 322
Donn Finline 1/8" Slot	
GPCFKU	\$ 805
1"W Exposed T	
GPCFKA	\$ 549
1" Fluted Runner 1/4"-20"	
GPCFKP	\$ 28
1" Tee Quick Clip	
GPCFKQ	\$1022

► Specification Information, continued on next page

► Specification Information, continued from previous page

Specification Information

• Style	• Price
• Number	

9/16"W Exposed Tee

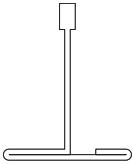
GPCFKR	\$ 549
---------------	--------

9/16" x 1/4"D Tegular

GPCFKT5	\$1912
----------------	--------

9/16" x 5/16"D Tegular

GPCFKX5	\$1912
----------------	--------



Ceiling Tracks, continued

SIN 711.1

Ceiling Track T-Clip



T-clip for recessed ceiling track



T-clip for overlapping ceiling track

Standard Includes		Required to Specify	
-------------------	--	---------------------	--

- | | |
|--|--|
| <ul style="list-style-type: none"> T-clip for ceiling track: black paint only | <ul style="list-style-type: none"> 1 Style number 2 Options, if selected (see below) |
|--|--|

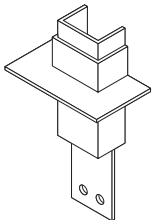
Options	Price	Required to Specify
---------	-------	---------------------

- | | | |
|--|--|---|
| Post Extensions <ul style="list-style-type: none"> Post extensions modified to accommodate recessed ceiling track (ordered separately) Post extensions modified to accommodate overlapping ceiling track (ordered separately) | <ul style="list-style-type: none"> No cost No cost | <ul style="list-style-type: none"> Specify with post extensions for recessed ceiling track interface. Specify with post extensions for overlapping ceiling track interface. |
|--|--|---|

Specification Information

Style Number	Price
GPCTT	\$6

Ceiling Track Bypass Cover



Tip: Bypass cover is required if you are using a recessed ceiling track and the track is on the ceiling grid.

Standard Includes		Required to Specify	
-------------------	--	---------------------	--

- | | |
|---|--|
| <ul style="list-style-type: none"> Bypass cover: paint | <ul style="list-style-type: none"> 1 Style number 2 Paint color number for bypass cover 3 Options, if selected (see below) ▶ See <i>Surface Materials</i>, page 194. |
|---|--|

Options	Price	Required to Specify
---------	-------	---------------------

- | | | |
|--|---|---|
| Surface Materials <ul style="list-style-type: none"> Bypass cover surface options Paint price group 1 Paint price group 2 Paint price group 3 | <ul style="list-style-type: none"> No cost +\$4 +\$6 | <ul style="list-style-type: none"> Specify paint color number. Specify paint color number. Specify paint color number. |
|--|---|---|

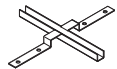
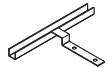
Specification Information

Style Number	Base Price
GPCTB	\$185

Cornice Track and Brackets

SIN 711.1

Tip: When required by local seismic design criteria, additional ceiling fasteners and/or structural bracing may be required. For more information regarding seismic applications, visit the Architectural Solutions web site at village.steelcase.com.



Standard Includes	Required to Specify
<ul style="list-style-type: none"> Cornice track: paint 	1 Style number 2 Paint color number for cornice track 3 Options, if selected (see below) ▶ See <i>Surface Materials</i> , page 194.

Surface Materials	Options	Price	Required to Specify
	Straight Cornice Track		
	<ul style="list-style-type: none"> Paint price group 1 Paint price group 2 Paint price group 3 	No cost +\$15 +\$25	Specify paint color number. Specify paint color number. Specify paint color number.
	L, T, or X Cornice Brackets		
	<ul style="list-style-type: none"> Paint price group 1 Paint price group 2 Paint price group 3 	No cost +\$ 4 +\$ 6	Specify paint color number. Specify paint color number. Specify paint color number.

Specification Information

Length	Style Number	Base Price

Straight Cornice Track

120"	GPRTS	\$248

L Cornice Bracket

	GPRTL	\$ 48

T Cornice Bracket

	GPRTT	\$ 48

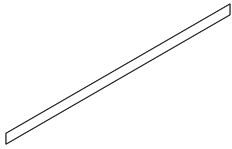
X Cornice Bracket

	GPRTX	\$ 48

Trim and Accessories

SIN 711.1

Continuous Base Trim



Tip: SmartTools options are available and easily ordered when using SmartTools software. If you do not have access to SmartTools software, these options can also be ordered using the normal Specials RFQ (Request For Quote) process.

Standard Includes	Required to Specify
<ul style="list-style-type: none"> 5"H base trim: paint 	<ul style="list-style-type: none"> 1 Style number 2 Paint color number for base trim 3 Options, if selected (see below) ▶ See <i>Surface Materials</i>, page 194.

Options	Price	Required to Specify
Surface Materials <ul style="list-style-type: none"> Base trim surface options <ul style="list-style-type: none"> Paint price group 1 Paint price group 2 Paint price group 3 	<ul style="list-style-type: none"> No cost +\$15 +\$25 	<ul style="list-style-type: none"> Specify paint color number. Specify paint color number. Specify paint color number.

SmartTools Options	Price	Required to Specify
Base <ul style="list-style-type: none"> 2½"H base 4"H base 	<ul style="list-style-type: none"> +\$10 +\$40 	<ul style="list-style-type: none"> Specify 2½"H base. Specify 4"H base.

Specification Information		
Width	Style Number	Base Price
120"	GPBTC	\$91
:	:	:

Corner Base Trim

Standard Includes	Required to Specify
<ul style="list-style-type: none"> 5"H base trim: paint 	1 Style number 2 Paint color number for base trim 3 Options, if selected (see below) ▶ See <i>Surface Materials</i> , page 194.

Options	Price	Required to Specify
Surface Materials Base trim surface options <ul style="list-style-type: none"> Paint price group 1 Paint price group 2 Paint price group 3 	No cost +\$ 15 +\$ 25	Specify paint color number. Specify paint color number. Specify paint color number.

SmartTools Options	Price	Required to Specify
Base <ul style="list-style-type: none"> 2½"H base 4"H base 	+\$ 40 +\$ 40	Specify 2½"H base. Specify 4"H base.
Modified Angle (70° to 175° in 5° increments)	<ul style="list-style-type: none"> For GPCNRBT120 70°-85° +\$103 For GPCNRBT120 95°-115° +\$ 51 For GPCNRBT135 125°-175° +\$ 51 	Specify <i>with modified angle</i> . Specify <i>with modified angle</i> . Specify <i>with modified angle</i> .

Tip: SmartTools options are available and easily ordered when using SmartTools software. If you do not have access to SmartTools software, these options can also be ordered using the normal Specials RFQ (Request For Quote) process.

Specification Information

Width	Style Number	Base Price
-------	--------------	------------

90° Corner Base Trim		
18"	GPCNRBT90	\$91

120° Corner Base Trim		
18"	GPCNRBT120	\$91

135° Corner Base Trim		
18"	GPCNRBT135	\$91



90° corner



120° corner

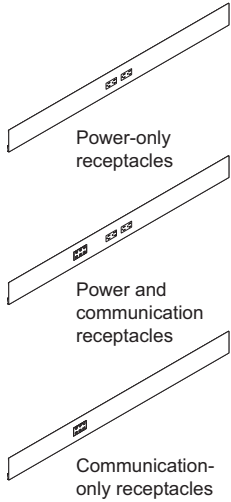


135° corner

Trim and Accessories, continued

SIN 711.1

Power and Communication Base Trim



Standard Includes	Required to Specify
<ul style="list-style-type: none"> 5"H base trim with cutouts: paint 	<ol style="list-style-type: none"> Style number Paint color number for base trim Options, if selected (see below) <p>▶ See <i>Surface Materials</i>, page 194.</p>

Surface Materials	Options	Price	Required to Specify
	Base trim surface options <ul style="list-style-type: none"> Paint price group 1 Paint price group 2 Paint price group 3 	No cost +\$15 +\$25	Specify paint color number. Specify paint color number. Specify paint color number.

Specification Information		
Width	Style Number	Base Price
59"	GPBTP	\$27

Power and Communication Base Trim

Power Only

59"	GPBTP	\$27
-----	--------------	------

Power and Communication

59"	GPBTPC	\$27
-----	---------------	------

Communication Only

59"	GPBTCC	\$27
-----	---------------	------

Chicago Base Trim

Power Only

59"	GPBTCHIP	\$27
-----	-----------------	------

Power and Communication

59"	GPBTCHIPC	\$27
-----	------------------	------

Communication Only

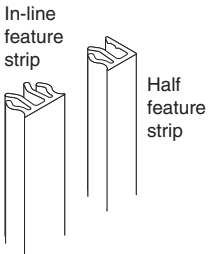
59"	GPBTCC	\$27
-----	---------------	------

SIN 711.1

Trim and Accessories, continued

SIN 711.1

Feature Strips



Tip: Single feature strips are 121" long and are cut to size in the field. They are required when joining door frames to other components.

Tip: To determine quantity and length of feature strips, see Feature Strip Application, in the Architectural Solutions Specification Guide.

Tip: Feature strip(s) may be shipped slightly longer than needed. Excess will be concealed behind base trim and no cutting is required.

Tip: Half feature strips are used in combination with in-line feature strips for inside corner applications.

Tip: For correct fit of feature strips, you must specify type of components that will be used in conjunction with feature strips. Example: One painted component and one upholstered component.

Standard Includes		Required to Specify	
<ul style="list-style-type: none"> Feature strip(s): paint Ceiling height from 8'0"H to 10'0"H, in one-inch increments, if package of 25 selected 		<ol style="list-style-type: none"> Style number Paint color number for feature strip(s) Ceiling height, if package of 25 selected Wall application Options, if selected (see below) <p>▶ See <i>Surface Materials</i>, page 194.</p>	
Options	Price	Required to Specify	
Surface Materials			
Single feature strips			
Paint			
• Paint price group 1	No cost	Specify paint color number.	
• Paint price group 2	+\$ 4	Specify paint color number.	
• Paint price group 3	+\$ 8	Specify paint color number.	
Fabric			
• Fabric price group 1	+\$ 38	Specify fabric color number.	
• Fabric price group 2	+\$ 54	Specify fabric color number.	
• Fabric price group 3	+\$ 68	Specify fabric color number.	
• Fabric price group 5	+\$ 85	Specify fabric color number.	
• Customer's Own Material/Vinyl (COM)	+\$ 38	▶ See <i>Surface Materials Reference Manual</i>	
Package of 25 feature strips			
Paint			
• Paint price group 1	No cost	Specify paint color number.	
• Paint price group 2	+\$ 8	Specify paint color number.	
• Paint price group 3	+\$ 15	Specify paint color number.	
Fabric			
• Fabric price group 1	+\$ 85	Specify fabric color number.	
• Fabric price group 2	+\$111	Specify fabric color number.	
• Fabric price group 3	+\$146	Specify fabric color number.	
• Fabric price group 5	+\$179	Specify fabric color number.	
• Customer's Own Material/Vinyl (COM)	+\$ 85	▶ See <i>Surface Materials Reference Manual</i>	
Wall Application			
• For use with two painted components	No cost	Specify <i>with two painted components</i> .	
• For use with two upholstered components	No cost	Specify <i>with two upholstered components</i> .	
• For use with one painted and one upholstered component	No cost	Specify <i>with one painted and one upholstered component</i> .	
Ceiling Height			
• 8'0" through 10'0"	No cost	Specify ceiling height in 1" increments.	

▶ Options, continued on next page

► Options, continued from previous page

SmartTools Options	Price	Required to Specify
Parametric Ceiling Height (Available in 1" increments)	<ul style="list-style-type: none"> 7'5"H through 7'11"H (for GPFS and GPFSH only) 10'1"H through 11'0"H 	<ul style="list-style-type: none"> Use 8'0" price No cost
Base	<ul style="list-style-type: none"> 2½"H base (for GPFS and GPFSH only) 4"H base (for GPFS and GPFSH only) 	<ul style="list-style-type: none"> Specify ceiling height in 1" increments. Specify ceiling height in 1" increments. Specify to accept 2½"H base. Specify to accept 4"H base.

Tip: SmartTools options are available and easily ordered when using SmartTools software. If you do not have access to SmartTools software, these options can also be ordered using the normal Specials RFQ (Request For Quote) process.

Specification Information

Height	Style Number	Base Price
:	:	:

Package of 25 Feature Strips

In-Line

8'0"–10'0"	GPFS	\$534
------------	-------------	-------

Half

8'0"–10'0"	GPFSH	\$534
------------	--------------	-------

Package of 1 Feature Strip

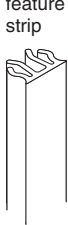
In-Line

121"	GPFS1	\$ 27
------	--------------	-------

Half

121"	GPFSH1	\$ 27
------	---------------	-------

In-line feature strip



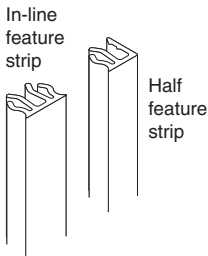
Half feature strip



Trim and Accessories, continued

SIN 711.1

Anodized Feature Strips



Tip: Single feature strips are 121" long and are cut to size in the field. They are required when joining door frames to other components.

Tip: To determine quantity and length of feature strips, see Feature Strip Application, in the Architectural Solutions Specification Guide.

Tip: Feature strip(s) may be shipped slightly longer than needed. Excess will be concealed behind base trim and no cutting is required.

Tip: Half feature strips are used in combination with in-line feature strips for inside corner applications.

Tip: Anodized feature strips are designed for use with Glass Selection anodized door and glass frames. They are not compatible with upholstered panels.

Tip: SmartTools options are available and easily ordered when using SmartTools software. If you do not have access to SmartTools software, these options can also be ordered using the normal Specials RFQ (Request For Quote) process.

Tip: For painted feature strips, use Privacy Wall feature strips.

Standard Includes	Required to Specify
<ul style="list-style-type: none"> • Feature strip(s): anodized aluminum • Ceiling height from 8'0"H to 10'0"H, in one-inch increments, if package of 25 selected 	<ul style="list-style-type: none"> 1 Style number 2 Ceiling height, if package of 25 selected 3 Options, if selected (see below) ▶ See <i>Surface Materials</i>, page 194.

Options	Price	Required to Specify
Ceiling Height on Half Feature Strips <ul style="list-style-type: none"> • 8'0" through 10'0" 	No cost	Specify ceiling height in 1" increments.

SmartTools Options	Price	Required to Specify
Parametric Ceiling Height (Available in 1" increments) <ul style="list-style-type: none"> • 7'5"H through 7'11"H (for GPFSA and GPFSHA only) 	No cost	Specify ceiling height in 1" increments.
Base <ul style="list-style-type: none"> • 2½"H base (for GPFSA and GPFSHA only) • 4"H base (for GPFSA and GPFSHA only) 	No cost	Specify to accept 2½"H base. Specify to accept 4"H base.

Specification Information

Height	Style Number	Price

Package of 25 Feature Strips

In-Line		
8'0"–10'0"	GPFSA	\$776
Half		
8'0"–10'0"	GPFSHA	\$776

Package of 1 Feature Strip

In-Line		
121"	GPFS1A	\$ 39
Half		
121"	GPFSH1A	\$ 39

Furniture Reveal Strips



Tip: Furniture reveal strips are used when hanging components on Privacy Wall panels. The furniture reveal strip finishes off one half of an in-line panel joint, while allowing access to panel slots. They are cut to size from a 34" length as part of the installation process. Typically, one 34" strip is adequate to trim out both edges of a worksurface or storage cabinet.

Standard Includes	Required to Specify
<ul style="list-style-type: none"> Furniture reveal strip(s): paint 	1 Style number 2 Paint color number 3 Wall application 4 Options, if selected (see below) ▶ See <i>Surface Materials</i> , page 194.

Options	Price	Required to Specify
Surface Materials		
Package of 25 furniture reveal strips		
• Paint price group 1	No cost	Specify paint color number.
• Paint price group 2	+\$ 8	Specify paint color number.
• Paint price group 3	+\$15	Specify paint color number.
Package of 4 furniture reveal strips		
• Paint price group 1	No cost	Specify paint color number.
• Paint price group 2	+\$ 4	Specify paint color number.
• Paint price group 3	+\$ 8	Specify paint color number.
Wall Application		
• For use with two painted components	No cost	Specify <i>with two painted components</i> .
• For use with two upholstered components	No cost	Specify <i>with two upholstered components</i> .
• For use with one painted and one upholstered component	No cost	Specify <i>with one painted and one upholstered component</i> .

Specification Information

• Height	• Style Number	• Base Price
:	:	:
:	:	:

Package of 25 Furniture Reveal Strips

34"	GPFRS	\$243
:	:	:

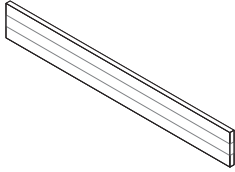
Package of 4 Furniture Reveal Strips

34"	GPFRS4	\$ 48
:	:	:

Trim and Accessories, continued

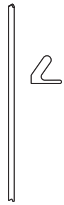
SIN 711.1

Acoustic Packing



Standard Includes		Required to Specify
<ul style="list-style-type: none"> • 120" of acoustic packing for 30'L of panel base cavity to increase acoustic performance 		Style number
Specification Information		
• Style Number	• Price	
GPACoust	\$35	

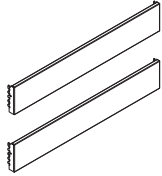
Acoustic Seals



Standard Includes		Required to Specify
<ul style="list-style-type: none"> • Acoustic seal: black • Package of 10 		Style number
Specification Information		
• Height	• Style Number	• Price
18"	GPAS	\$84

Load Bar

SIN 711.1



Standard Includes	Required to Specify
<ul style="list-style-type: none"> • Load bar width: 18"W–60"W in 1/16" increments • Load bar: paint price group 1 • Package quantity: two 	<ol style="list-style-type: none"> 1 Style number 2 Paint color number for load bar 3 Width type (see below under Required Selections) 4 Width (see below under Required Selections) 5 Options, if selected (see below) <p>▶ See <i>Surface Materials</i>, page 194.</p>

Width Type	Required Selections	Price	Required to Specify
	<ul style="list-style-type: none"> • Modular • Standard 	<p>No cost</p> <p>No cost</p>	<p>Specify modular.</p> <p>Specify standard.</p>
Width	<ul style="list-style-type: none"> • 18"W–30"W • 30 1/16"W–60"W 	<p>No cost</p> <p>+\$24</p>	<p>Specify width in 1/16" increments.</p> <p>Specify width in 1/16" increments.</p>

Surface Materials	Options	Price	Required to Specify
	<ul style="list-style-type: none"> • Paint price group 1 • Paint price group 2 • Paint price group 3 	<p>No cost</p> <p>+\$15</p> <p>+\$23</p>	<p>Specify paint color number.</p> <p>Specify paint color number.</p> <p>Specify paint color number.</p>

Related Products	Options	Price	Required to Specify
<ul style="list-style-type: none"> • Solid wall panels with hollow core • Solid wall panels with enhanced core • Clerestory wall panels • Glass selections clerestory panel • Furniture reveal strips 			<p>▶ Page 34</p> <p>▶ Page 38</p> <p>▶ Page 60</p> <p>▶ Page 126</p> <p>▶ Page 167</p>

Specification Information		
Height	Style Number	Base Price
6"	GPLB	\$428

Post and Beam Attachment Kit

SIN 711.1



Standard Includes	Required to Specify
• Attachment kit: anodized aluminum	Style number

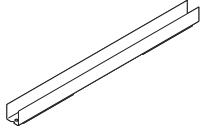
Specification Information

• Style Number	• Price
GPPBKIT	\$237

Accessories

SIN 711.1

Universal Floor Gripper

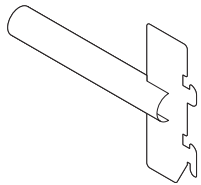


Standard Includes	Required to Specify
<ul style="list-style-type: none"> Floor gripper Double-sided hook and eye tape Double-sided adhesive tape 	Style number

Specification Information

Height	Style Number	Price
16 1/8"	GPUFG	\$25

Wall-Lifting Tools



Standard Includes	Required to Specify
<ul style="list-style-type: none"> Wall-lifting tool Package quantity: 2 	Style number

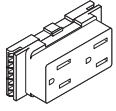
Specification Information

Style Number	Price
GPWT	\$112

Wiring and Cabling

SIN 711.1

Receptacles



Tip: For designation of controlled receptacles, order permanent ink stamp with controlled icon; service part (1063909001SR). It includes a pair of stamps, one white and one black. Appropriate receptacles can be stamped at the job site during installation.

Standard Includes	Required to Specify
<ul style="list-style-type: none"> • Receptacle: plastic 	<ul style="list-style-type: none"> 1 Style number 2 Plastic color number for receptacle ▶ See <i>Surface Materials</i>, page 194.

Specification Information

15-Amp Receptacles

Line	Style Number	Price	Style Number	Price
4-Circuit, 3+1 Wiring Schematic				
	System Ground		Isolated Ground	
Line 1	GP1R1SGX	\$33	GP1R1IGX	\$33
Line 2	GP1R2SGX	\$33	GP1R2IGX	\$33
Line 3	GP1R3SGX	\$33	GP1R3IGX	\$33
Line 4	GP1R4SGX	\$33	GP1R4IGX	\$33

4-Circuit, 2+2 Wiring Schematic

Line	Style Number	Price	Style Number	Price
4-Circuit, 2+2 Wiring Schematic				
	System Ground		Isolated Ground	
Line 1	GP2R1SGY	\$33	GP2R1IGY	\$33
Line 2	GP2R2SGY	\$33	GP2R2IGY	\$33
Line 3	GP2R3SGY	\$33	GP2R3IGY	\$33
Line 4	GP2R4SGY	\$33	GP2R4IGY	\$33

3-Circuit, Separate Neutrals Wiring Schematic

Line	Style Number	Price	Style Number	Price
3-Circuit, Separate Neutrals Wiring Schematic				
	System Ground		Isolated Ground	
Line 1	GP3R1SGZ	\$33	GP3R1IGZ	\$33
Line 2	GP3R2SGZ	\$33	GP3R2IGZ	\$33
Line 3	GP3R3SGZ	\$33	GP3R3IGZ	\$33


20-Amp Receptacles

Line	Style Number	Price	Style Number	Price
20-Amp Receptacles				
	System Ground		Isolated Ground	
Line 1	GP1R1SGHX	\$50	GP1R1IGHX	\$50
Line 2	GP1R2SGHX	\$50	GP1R2IGHX	\$50
Line 3	GP1R3SGHX	\$50	GP1R3IGHX	\$50
Line 4	GP1R4SGHX	\$50	GP1R4IGHX	\$50

Line	Style Number	Price	Style Number	Price
20-Amp Receptacles				
	System Ground		Isolated Ground	
Line 1	GP2R1SGHY	\$50	GP2R1IGHY	\$50
Line 2	GP2R2SGHY	\$50	GP2R2IGHY	\$50
Line 3	GP2R3SGHY	\$50	GP2R3IGHY	\$50
Line 4	GP2R4SGHY	\$50	GP2R4IGHY	\$50

Line	Style Number	Price	Style Number	Price
20-Amp Receptacles				
	System Ground		Isolated Ground	
Line 1	GP3R1SGHZ	\$50	GP3R1IGHZ	\$50
Line 2	GP3R2SGHZ	\$50	GP3R2IGHZ	\$50
Line 3	GP3R3SGHZ	\$50	GP3R3IGHZ	\$50

Cover Plates



Standard Includes	Required to Specify
<ul style="list-style-type: none"> Cover plate: plastic 	<ul style="list-style-type: none"> 1 Style number 2 Plastic color number for cover plate ▶ See <i>Surface Materials</i>, page 194.

Specification Information

Style Number	Price

Power and Communication

GPPDC	\$50

Power Only

GPPC	\$46

Power and Communication Fillers



Tip: This filler is not designed for use with the base communication cutout. Fillers for this NEMA-size cutout should be sourced locally.

Standard Includes	Required to Specify
<ul style="list-style-type: none"> Package of 20 	<ul style="list-style-type: none"> 1 Style number 2 Plastic color number for filler ▶ See <i>Surface Materials</i>, page 194.

Specification Information

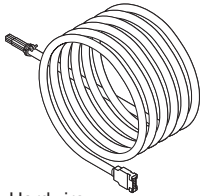
Style Number	Price

GPRCE	\$95

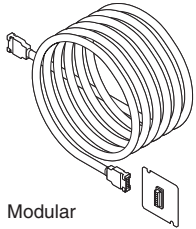
Wiring and Cabling, continued

SIN 711.1

Multipurpose Power Infeeds



Hardwire



Modular

Tip: If an infeed is needed, it must be ordered separately when you order a panel with base power option. When you order a panel with ADA- or desk-height power option, a factory-installed hardwire infeed is included.

Tip: Infeed is included in the price of ADA- or desk-height receptacle power location option. Base receptacle power location does not include infeed. It must be ordered separately, if needed.

Standard Includes	Required to Specify
<ul style="list-style-type: none"> • Hardwire infeed <ul style="list-style-type: none"> — Junction box fittings — Conduit: metal • Modular infeed <ul style="list-style-type: none"> — Conduit: metal • Modular infeed cover 	Style number

Specification Information

Length and Connection	Style Number	Price

4-Circuit, 3+1 Wiring Schematic

24' Hardwire	GP1PIH24X	\$481
24' Modular	GP1PIM24X	\$580

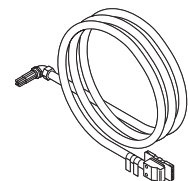
4-Circuit, 2+2 Wiring Schematic

24' Hardwire	GP2PIH24Y	\$481
24' Modular	GP2PIM24Y	\$580

3-Circuit, Separate Neutrals Wiring Schematic

24' Hardwire	GP3PIH24Z	\$481
24' Modular	GP3PIM24Z	\$580

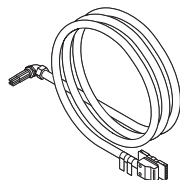
Base Power Infeeds



Tip: For base power infeeds for use in San Francisco, see below.

Standard Includes		Required to Specify
<ul style="list-style-type: none"> Junction box fittings for hardwired connection Liquid-tight flexible conduit: black plastic 		Style number
Specification Information		
Length	Style Number	Price
4-Circuit, 3+1 Wiring Schematic		
12'	GP1BPI12X	\$280
4-Circuit, 2+2 Wiring Schematic		
12'	GP2BPI12Y	\$280
3-Circuit, Separate Neutrals Wiring Schematic		
12'	GP3BPI12Z	\$280

Base Power Infeeds for Use in San Francisco

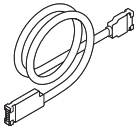


Standard Includes		Required to Specify
<ul style="list-style-type: none"> Junction box fittings for hardwired connection Metallic liquid-tight flexible conduit: black plastic 		Style number
Specification Information		
Length	Style Number	Price
4-Circuit, 3+1 Wiring Schematic		
16"	GP1BPISF12X	\$280
4-Circuit, 2+2 Wiring Schematic		
16"	GP2BPISF12Y	\$280
3-Circuit, Separate Neutrals Wiring Schematic		
16"	GP3BPISF12Z	\$280

Wiring and Cabling, continued

SIN 711.1

Modular Harnesses



Tip: For field-installed jumpers, order a 29" harness for desk to ADA height, order a 64" harness for ADA to base height, and order a 76" harness for desk to base height.

Tip: Harnesses stretch 3". For example, a 33" harness will allow for a 33" to 36" connection.

Standard Includes		Required to Specify	
<ul style="list-style-type: none"> • Harness 		1 Style number 2 Harness length (see below) 3 Options, if selected (see below)	

Options	Price	Required to Specify
Harness Length • Harness length from 18" to 50"	No cost	Specify <i>harness length of xx"</i> (designate length of 18", 21", 25", 29", 33", 37", 41", 46", or 50").
• Harness length from 54" to 103"	+\$ 55	Specify <i>harness length of xx"</i> (designate length of 54", 58", 62", 66", 70", 74", 78", 82", 90", 94", 99", or 103").
• Harness length from 107" to 196"	+\$161	Specify <i>harness length of xx"</i> (designate length of 107", 111", 115", 120", 124", 128", 132", 136", 140", 144", 148", 152", 156", 160", 166", 171", 175", 180", 184", 190", or 196").
• Harness length 288"	+\$435	Specify <i>harness length of 288"</i> .

Specification Information

Length	Style Number	Base Price
:	:	:
:	:	:

4-Circuit, 3+1 Wiring Schematic

18" to 50"	GP1MHAX	\$129
:	:	:

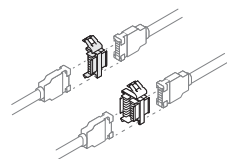
4-Circuit, 2+2 Wiring Schematic

18" to 50"	GP2MHAY	\$129
:	:	:

3-Circuit, Separate Neutrals Wiring Schematic

18" to 50"	GP3MHAZ	\$129
:	:	:

Harness-to-Harness Connectors



Standard Includes	Required to Specify
<ul style="list-style-type: none"> • Connector: black plastic only 	Style number

Specification Information

Description	Style Number	Price

4-Circuit, 3+1 Wiring Schematic

Harness-to-harness	GP1HHX	\$33
Branching harness-to-harness	GP1BHX	\$33

4-Circuit, 2+2 Wiring Schematic

Harness-to-harness	GP2HHY	\$33
Branching harness-to-harness	GP2BHY	\$33

3-Circuit, Separate Neutrals Wiring Schematic

Harness-to-harness	GP3HHZ	\$33
Branching harness-to-harness	GP3BHZ	\$33

Wiring and Cabling, continued

SIN 711.1

Field-Installed Powerkits

Tip: These powerkits are suitable for use in New York City.

Tip: Power and communication cover plate and base trim are ordered separately.
▶ Pages 162 and 173

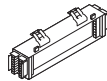
Tip: Power and communication can be field installed in panel face. Power only cannot be field installed in panel face.

Standard Includes	Required to Specify
<ul style="list-style-type: none"> • Power block • Mounting bracket 	Style number

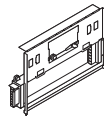
Related Products	
<ul style="list-style-type: none"> • Power and communication base trim • Cover plates • Base power infeeds • Multipurpose power infeeds • Harness-to-harness connectors 	<ul style="list-style-type: none"> ▶ Page 162 ▶ Page 173 ▶ Page 175 ▶ Page 174 ▶ Page 177

Specification Information

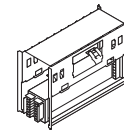
Base Powerkit



ADA/Desk Single Powerkit



ADA/Desk Double Powerkit



• Style Number
:

• Price
:

• Style Number
:

• Price
:

• Style Number
:

• Price
:

4-Circuit, 3+1 Wiring Schematic

GP1PKBX

\$174

GP1PKPSX

\$205

GP1PKPX

\$205

4-Circuit, 2+2 Wiring Schematic

GP2PKBY

\$174

GP2PKPSY

\$205

GP2PKPY

\$205

3-Circuit, Separate Neutrals Wiring Schematic

GP3PKBZ

\$174

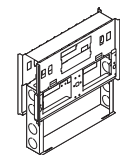
GP3PKPSZ

\$205

GP3PKPZ

\$205

Chicago Junction Box



Tip: Junction boxes for base power are provided by the electrician.

Standard Includes	Required to Specify
<ul style="list-style-type: none"> Field-installed junction box for panel 	Style number

Specification Information

Dimensions			Style	Price
D	W	H	Number	
7 ²³ / ₃₂ "	5 ³ / ₄ "	1 ³ / ₃₂ "	GPJCH	\$210
:	:	:	:	:

Specifying Thread

► For more detailed product information, see the *Architectural Solutions Specification Guide* or consult your Steelcase dealer.



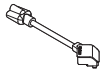
Statement of Line **182**



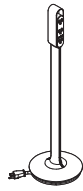
Specifying

Thread Plug Adapter (SIN 711.99)	183
Thread Power Hub (SIN 711.99)	184
Thread Power Track Infeeds (SIN 711.99)	185
Thread Power Tracks (SIN 711.99)	189
Thread Connector (SIN 711.99)	191
Thread Power Strip (SIN 711.99)	192

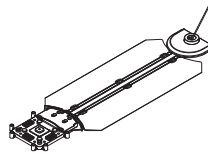
Statement of Line



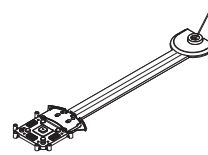
Three-Prong Plug Adapter
Specifying
▶ Page 183



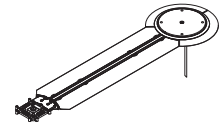
Power Hub
Specifying
▶ Page 184



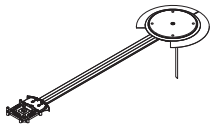
Power Track Wall Infeed with Ramps
Specifying
▶ Page 185



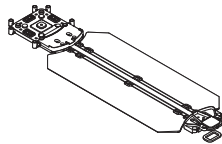
Power Track Wall Infeed with Infills
Specifying
▶ Page 186



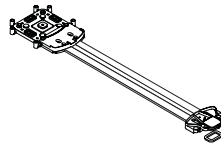
Power Track Floor Infeed with Ramps
Specifying
▶ Page 187



Power Track Floor Infeed with Infills
Specifying
▶ Page 188



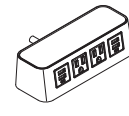
Power Track with Ramps
Specifying
▶ Page 189



Power Track with Infills
Specifying
▶ Page 190



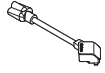
Connector
Specifying
▶ Page 191



Power Strip
Specifying
▶ Page 192

Thread Three-Plug Adapter

SIN 711.99



Standard Includes	Required to Specify
-------------------	---------------------

- Plug adapter
- Low-profile plug end: 6053 Seagull plastic

Style number

Related Products

- Power hub
- Power track infeeds
- Power tracks

- ▶ Page 184
- ▶ Pages 185–188
- ▶ Pages 189 and 190

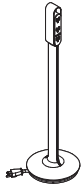
Specification Information				
• Dimensions			• Style	• Price
D	W	H	Number	

D	W	H	Style Number	Price
8¾"	2"	1½"	PFLADPTR	\$51

Thread

Thread Power Hub

SIN 711.99



Tip: Plugtop cap finish is 6053 Seagull. Hub receptacle faceplates are 7360 Merle.

Tip: Power cord is 5' in length.

Tip: 30" high power hub's lowest user interface is 22" off the floor. 37 1/8" high power hub's lowest user interface is 28" off the floor.

Tip: Neck is 1 3/4" wide and 1/2" deep.

Tip: Head is 2" wide and 1 1/2" deep.

Standard Includes	Required to Specify
<ul style="list-style-type: none"> Power hub: 7360 Merle paint Six NEMA outlets (three on each side) Integrated cord wrap Reset button Weighted base Power cord with low-profile plug or NEMA plug 	<ul style="list-style-type: none"> 1 Style number 2 Options, if selected (see below)

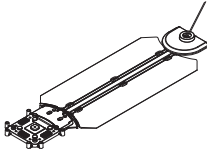
Options	Price	Required to Specify
Surface Materials <ul style="list-style-type: none"> 7360 Merle 4799 Platinum Metallic 4140 Arctic White Gloss 	<ul style="list-style-type: none"> No cost +\$10 +\$10 	<ul style="list-style-type: none"> Specify with 7360 Merle. Specify with 4799 Platinum Metallic. Specify with 4140 Arctic White Gloss.
Height Options <ul style="list-style-type: none"> 30" lounge height 37 1/8" desk height 	<ul style="list-style-type: none"> No cost +\$ 5 	<ul style="list-style-type: none"> Specify with lounge height. Specify with desk height.
Plug Configuration Options <ul style="list-style-type: none"> Low-profile plug Standard NEMA three-prong plug 	<ul style="list-style-type: none"> No cost -\$26 	<ul style="list-style-type: none"> Specify with low profile plug. Specify with standard NEMA three-prong plug.
Related Products <ul style="list-style-type: none"> Plug adapter Power track infeeds Power tracks Connector 		<ul style="list-style-type: none"> ▶ Page 183 ▶ Pages 185–188 ▶ Pages 189 and 190 ▶ Page 191

Specification Information		
• Dimensions	• Style	• Base
• Diameter	• Number	• Price
8"	PFLHUB	\$425
:	:	:

Thread Power Track Wall Infeed with Ramps

Thread Power Track Wall
Infeed with Ramps

SIN 711.99



Tip: Length of power track infeed is measured from center of building infeed to center of connector.

Tip: Conduit and conduit collar are not included.
▶ See understanding in Architectural Solutions Specification Guide for conduit sizing.

Standard Includes	Required to Specify
<ul style="list-style-type: none"> • Power track infeed • Power track ramps • Infeed cover: 12' of insulated color-coded wires for hard-wire connection to building power source 	<ul style="list-style-type: none"> 1 Style number 2 Options, if selected (see below)

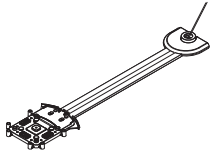
Options	Price	Required to Specify
Surface Materials Trim ring finish <ul style="list-style-type: none"> • 7360 Merle • 7190 Platinum 	<ul style="list-style-type: none"> No cost No cost 	<ul style="list-style-type: none"> Specify with 7360 Merle. Specify with 7190 Platinum.
Circuit Type <ul style="list-style-type: none"> • Single circuit • Dual circuit 	<ul style="list-style-type: none"> See prices below See prices below 	<ul style="list-style-type: none"> Specify with single circuit and length. Specify with dual circuit and length.
Related Products <ul style="list-style-type: none"> • Power tracks • Power hub • Plug adapter • Connector 		<ul style="list-style-type: none"> ▶ Pages 189 and 190 ▶ Page 184 ▶ Page 183 ▶ Page 191

Specification Information					
Style Number	Dimensions			Prices	
	W	H	L	Single Circuit	Dual Circuit
PFLTRKINF	8"	1"	24"	\$236	\$304
	8"	1"	36"	\$265	\$347
	8"	1"	48"	\$293	\$387
	8"	1"	60"	\$322	\$429
	8"	1"	72"	\$351	\$471
	8"	1"	84"	\$380	\$512
	8"	1"	96"	\$408	\$552
	8"	1"	108"	\$437	\$594
	8"	1"	120"	\$466	\$637
	8"	1"	132"	\$494	\$677
	8"	1"	144"	\$523	\$719

Thread

Thread Power Track Wall Infeed With Infills

SIN 711.99



Tip: Length of power track infeed is measured from center of building infeed to center of connector.

Tip: Conduit and conduit collar are not included.
 ▶ See understanding in *Architectural Solutions Specification Guide* for conduit sizing.

Standard Includes	Required to Specify
<ul style="list-style-type: none"> • Power track infeed • Power track infills • Infeed cover: 12' of insulated color-coded wires for hard-wire connection to building power source 	1 Style number 2 Options, if selected (see below)

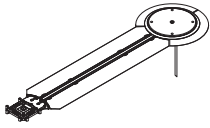
Options	Price	Required to Specify
Surface Materials Trim ring finish <ul style="list-style-type: none"> • 7360 Merle • 7190 Platinum 	No cost No cost	Specify with 7360 Merle. Specify with 7190 Platinum.
Circuit Type <ul style="list-style-type: none"> • Single circuit • Dual circuit 	See prices below See prices below	Specify with single circuit and length. Specify with dual circuit and length.
Related Products <ul style="list-style-type: none"> • Power tracks • Power hub • Plug adapter • Connector 		▶ Pages 189 and 190 ▶ Page 184 ▶ Page 183 ▶ Page 191

Specification Information					
Style Number	Dimensions			Prices	
	W	H	L	Single Circuit	Dual Circuit
PFLTRKINFV	8"	1"	24"	\$236	\$304
	8"	1"	36"	\$265	\$347
	8"	1"	48"	\$293	\$387
	8"	1"	60"	\$322	\$429
	8"	1"	72"	\$351	\$471
	8"	1"	84"	\$380	\$512
	8"	1"	96"	\$408	\$552
	8"	1"	108"	\$437	\$594
	8"	1"	120"	\$466	\$637
	8"	1"	132"	\$494	\$677
	8"	1"	144"	\$523	\$719

Thread Power Track Floor Infeed with Ramps

Thread Power Track Floor
Infeed with Ramps

SIN 711.99



Tip: PerfectMatch is a service that allows you to create your own paint color. Refer to the Surface Materials Reference Manual for more information about this program.

Tip: Length of power track infeed is measured from center of building infeed to center of connector.

Standard Includes	Required to Specify
<ul style="list-style-type: none"> • Power track infeed • Power track ramps • Black connector cover: 12' of insulated color-coded wires for hardwire connection to building power source 	1 Style number 2 Options, if selected (see below)

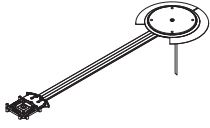
Options	Price	Required to Specify
Surface Materials Trim ring finish <ul style="list-style-type: none"> • 7360 Merle • 7190 Platinum • Stainless steel • PerfectMatch Paint 	No cost No cost +\$ 96 +\$106	Specify with 7360 Merle. Specify with 7190 Platinum. Specify with stainless steel. Specify with 4990 PerfectMatch.
Circuit Type <ul style="list-style-type: none"> • Single circuit • Dual circuit 	See prices below See prices below	Specify with single circuit and length. Specify with dual circuit and length.
Related Products <ul style="list-style-type: none"> • Power tracks • Power hub • Plug adapter • Connector 		<ul style="list-style-type: none"> ▶ Pages 189 and 190 ▶ Page 184 ▶ Page 183 ▶ Page 191

Specification Information					
Style Number	Dimensions			Base Prices	
	W	H	L	Single Circuit	Dual Circuit
PFLINFFL	8"	1"	24"	\$390	\$503
	8"	1"	36"	\$419	\$545
	8"	1"	48"	\$447	\$585
	8"	1"	60"	\$476	\$628
	8"	1"	72"	\$505	\$669
	8"	1"	84"	\$534	\$710
	8"	1"	96"	\$562	\$750
	8"	1"	108"	\$591	\$793
	8"	1"	120"	\$620	\$835
	8"	1"	132"	\$648	\$875
	8"	1"	144"	\$677	\$918

Thread

Thread Power Track Floor Infeed with Infills

SIN 711.99



Tip: PerfectMatch is a service that allows you to create your own paint color. Refer to the Surface Materials Reference Manual for more information about this program.

Tip: Length of power track infeed is measured from center of building infeed to center of connector.

Standard Includes	Required to Specify
<ul style="list-style-type: none"> Power track infeed Power track infills Black connector cover: 12' of insulated color-coded wires for hardwire connection to building power source 	<ul style="list-style-type: none"> 1 Style number 2 Options, if selected (see below)

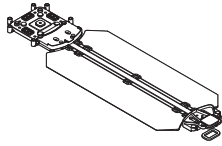
Options	Price	Required to Specify
Surface Materials Trim ring finish <ul style="list-style-type: none"> 7360 Merle 7190 Platinum Stainless steel PerfectMatch Paint 	<ul style="list-style-type: none"> No cost No cost +\$ 96 +\$106 	<ul style="list-style-type: none"> Specify with 7360 Merle. Specify with 7190 Platinum. Specify with stainless steel. Specify with 4990 PerfectMatch.
Circuit Type <ul style="list-style-type: none"> Single circuit Dual circuit 	<ul style="list-style-type: none"> See prices below See prices below 	<ul style="list-style-type: none"> Specify with single circuit and length. Specify with dual circuit and length.
Related Products <ul style="list-style-type: none"> Power tracks Power hub Plug adapter Connector 		<ul style="list-style-type: none"> ▶ Pages 189 and 190 ▶ Page 184 ▶ Page 183 ▶ Page 191

Specification Information

Style Number	Dimensions			Base Prices	
	W	H	L	Single Circuit	Dual Circuit
PFLINFFLV	8"	1"	24"	\$390	\$503
	8"	1"	36"	\$419	\$545
	8"	1"	48"	\$447	\$585
	8"	1"	60"	\$476	\$628
	8"	1"	72"	\$505	\$669
	8"	1"	84"	\$534	\$710
	8"	1"	96"	\$562	\$750
	8"	1"	108"	\$591	\$793
	8"	1"	120"	\$620	\$835
	8"	1"	132"	\$648	\$875
	8"	1"	144"	\$677	\$918

Thread Power Track with Ramps

SIN 711.99



Tip: Length of power track is measured from center of connector to center of another connector.

Standard Includes	Required to Specify
-------------------	---------------------

- | | |
|--|--|
| <ul style="list-style-type: none"> • Power track • Power track ramps | <ul style="list-style-type: none"> 1 Style number 2 Options, if selected (see below) |
|--|--|

Lengths	Options	Price	Required to Specify
---------	---------	-------	---------------------

Lengths	<ul style="list-style-type: none"> • 24" • 36" • 48" • 60" • 72" • 84" • 96" • 108" • 120" • 132" • 144" 	<ul style="list-style-type: none"> No cost +\$ 29 +\$ 57 +\$ 86 +\$115 +\$144 +\$172 +\$201 +\$230 +\$258 +\$287 	<ul style="list-style-type: none"> Specify with 24". Specify with 36". Specify with 48". Specify with 60". Specify with 72". Specify with 84". Specify with 96". Specify with 108". Specify with 120". Specify with 132". Specify with 144".
---------	---	---	---

Related Products	Required to Specify
------------------	---------------------

- | | |
|--|---|
| <ul style="list-style-type: none"> • Power tracks • Power hub • Plug adapter • Connector | <ul style="list-style-type: none"> ▶ Pages 189 and 190 ▶ Page 184 ▶ Page 183 ▶ Page 191 |
|--|---|

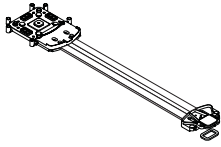
Specification Information

Dimensions		Style	Base
W	H	Number	Price
8"	3/4"	PFLTRK	\$205
:	:	:	:

Thread

Thread Power Track with Infills

SIN 711.99



Tip: Length of power track is measured from center of connector to center of another connector.

Standard Includes	Required to Specify
-------------------	---------------------

- Power track
- Power track ramps

- 1 Style number
- 2 Options, if selected (see below)

Lengths	Options	Price	Required to Specify
---------	---------	-------	---------------------

Lengths	• 24"	No cost	Specify with 24".
	• 36"	+\$ 29	Specify with 36".
	• 48"	+\$ 57	Specify with 48".
	• 60"	+\$ 86	Specify with 60".
	• 72"	+\$115	Specify with 72".
	• 84"	+\$144	Specify with 84".
	• 96"	+\$172	Specify with 96".
	• 108"	+\$201	Specify with 108".
	• 120"	+\$230	Specify with 120".
	• 132"	+\$258	Specify with 132".
	• 144"	+\$287	Specify with 144".

Related Products

- Power tracks
- Power hub
- Plug adapter
- Connector

- ▶ Pages 189 and 190
- ▶ Page 184
- ▶ Page 183
- ▶ Page 191

Specification Information

• Dimensions		• Style	• Base
W	H	Number	Price
8"	3/4"	PFLTRKV	\$205
.	.	.	.

Thread Connector

SIN 711.99



Tip: PerfectMatch is a service that allows you to create your own paint color. Refer to the Surface Materials Reference Manual for more information about this program.

Tip: NEMA monument is plastic molded. Specify with 6527 Merle plastic or 6249 Platinum plastic. Paint, including perfect match paint, is not available.

Tip: The painted connectors are only available with textured paint. When using perfect match paints, only textured paints will be permitted.

Tip: Not all junction configurations are compatible with connector types.
 ▶ See Architectural Solutions Specification Guide.

Standard Includes	Required to Specify
-------------------	---------------------

- | | |
|---|--|
| <ul style="list-style-type: none"> • Connector cover: 7360 Merle paint • Connector trim ring: 6527 Merle plastic • Fillers: 6000 Black • Hardware | <ul style="list-style-type: none"> 1 Style number 2 Options, if selected (see below) |
|---|--|

Options	Price	Required to Specify
---------	-------	---------------------

Surface Materials	Cover		
	<ul style="list-style-type: none"> • 7360 Merle paint • 7190 Platinum Solid paint • 4990 PerfectMatch paint • Stainless steel 	<ul style="list-style-type: none"> No cost No cost +\$106 +\$250 	<ul style="list-style-type: none"> Specify with 7360 Merle. Specify with 7190 Platinum Solid. Specify with 4990 PerfectMatch. Specify with stainless steel.
	Trim ring		
	<ul style="list-style-type: none"> • 6527 Merle plastic • 6249 Platinum plastic 	<ul style="list-style-type: none"> No cost No cost 	<ul style="list-style-type: none"> Specify with 6527 Merle. Specify with 6249 Platinum.
	NEMA cover and trim ring		
	<ul style="list-style-type: none"> • 6527 Merle plastic • 6249 Platinum plastic 	<ul style="list-style-type: none"> No cost No cost 	<ul style="list-style-type: none"> Specify with 6527 Merle. Specify with 6249 Platinum.
Configurations	• Blank low-profile connector, 9½" diameter x ¾" height	No cost	Specify with blank low profile connector.
	• One-door low-profile connector, 9½" diameter x ¾" height	+\$ 26	Specify with one-door low profile connector.
	• Two-door low-profile connector, 9½" diameter x ¾" height	+\$ 51	Specify with two-door low profile connector.
	• NEMA monument connector 9½" diameter and 2½" height	+\$ 77	Specify with NEMA monument connector.
	• NEMA monument connector with tamper-resistant receptacles 9½" diameter and 2½" height	+\$ 88	Specify with NEMA monument connector with tamper-resistant.

Related Products	• Plug adapter	▶ Page 183
	• Power track infeeds	▶ Pages 185–188
	• Power tracks	▶ Pages 189 and 190

Specification Information

Style Number	Base Price
PFLCNCTR	\$154

Thread

Thread Power Strip

SIN 711.99



Tip: Thread power strip with clamp-on mount works on worksurfaces that range from 3/4" to 2 1/2" thick.

Standard Includes		Required to Specify	
<ul style="list-style-type: none"> Rectangular shaped power and USB strip with Thread low-profile plug, 3 power/1 USB format Non tamper-resistant receptacles 6' cord Freestanding mount 		1 Style number 2 Options, if selected (see below)	

	Options	Price	Required to Specify
Cord Length	• 10' cord	+\$24	Specify with 10' cord.
Power Plug	• Standard NEMA	-\$26	Specify with NEMA plug.
Power	• 1 USB/2 power/1 USB	+\$44	Specify with 1 USB/2 power/1 USB configuration.
Tamper-Resistant	• With tamper-resistant	+\$20	Specify with tamper-resistant.
Mount	• Clamp-on mount	+\$16	Specify with clamp-on mount.
Related Products	<ul style="list-style-type: none"> Plug Power hub Power track infeeds Power tracks Connector 		<ul style="list-style-type: none"> ▶ Page 183 ▶ Page 184 ▶ Pages 185–188 ▶ Pages 189 and 190 ▶ Page 191

Specification Information				
Dimensions			Style	Base
D	W	H	Number	Price
7 ⁵ / ₁₆ "	2 ¹ / ₁₆ "	2 ³ / ₄ "	PFLPWRST	\$273

Surface Materials

Surface Materials	194
Availability Matrices	198
Approved Fabrics that Meet DFAR 252.225-7012 Preference for Certain Domestic Commodities Used for Navy BPA	202

Surface Materials

This listing includes all the surface material choices that are available for the products in this specification guide.

Tip: See Availability Matrices on page 198 for exact surface material availability on each Privacy Wall component.

Resources

For more information about surface materials, refer to the following resources:

Additional surface materials specification tools are available to assist you in the specification process—the Surface Materials Binders.

Surface Materials Binders

- Surface Materials Reference Manual
- A complete set of swatch cards for hard surfaces, vertical surface fabrics, and seating upholstery

Architectural Solutions Binder

- Brochures
- Swatch cards

Paint

Steelcase Surfaces

Applies to:

- Privacy Wall solid swing door

Price Group 1

Architectural Paint

- 4843 Linen
- 4844 Glacier
- 4849 Vapor

Smooth Paint

- 4242 Milk
- 4858 Seagull
- 4859 Silk

Applies to:

- Privacy Wall panel surface
- Privacy Wall panel frame
- Privacy Wall glass swing door
- Privacy Wall glass door frame
- Privacy Wall slider door
- Privacy Wall door frame
- Privacy Wall ceiling track
- Privacy Wall base trim
- Privacy Wall post, wall channel, adapter, and mini end
- Privacy Wall feature strips
- Privacy Wall furniture reveal strips
- Privacy Wall load bar
- Clerestory Panel surface

Price Group 1

Architectural Paint

- 4843 Linen
- 4844 Glacier
- 4849 Vapor

Smooth Paint

- 4242 Milk
 - 4710 Low Gloss Black*
 - 4858 Seagull
 - 4859 Silk
- *Not available on Clerestory Panel surface, Privacy Wall solid swing door, and Privacy Wall solid panel.

Textured Paint

- 7207 Black
- 7225 Sand
- 7236 Fog
- 7237 Slate
- 7238 Fieldstone
- 7239 Midnight
- 7241 Arctic White
- 7243 Seagull
- 7360 Merle

Price Group 2

Smooth Metallic Paint

- 4728 Nickel Metallic
- 4743 Mineral Metallic
- 4744 Pearl Metallic
- 4750 Champagne Metallic
- 4752 Steel Metallic
- 4788 Gold Dust Metallic
- 4798 Sterling Metallic
- 4799 Platinum Metallic
- 4803 Near Black Metallic

Textured Metallic Paint

- 7245 Carbon Metallic
- 7246 Midnight Metallic

Tip: Metallic paint is not available on solid and Clerestory panels larger than 36"W.

Tip: Textured and metallic paint is difficult to field repair and replicate original finish on large solid and Clerestory panel surfaces.

Custom Surfaces

Price Group 3

PerfectMatch

PerfectMatch is a service that allows you to create your own paint color. Refer to the *Surface Materials Reference Manual* for more information about this program.

Wood

Applies to:

- Privacy Wall door

Steelcase carefully selects veneer and solid wood for consistent color and grain structure. Wood is a natural material and variations will occur in color, grain and texture. These variations are part of the inherent natural beauty of wood and are not considered defects.

All wood products will darken with age and exposure to ultraviolet light. This is especially apparent with cherry and maple veneer. We recommend that desk accessories be rearranged periodically to ensure even aging of wood surfaces.

When storing your wood furniture, please follow the following guidelines:

- Do not store products in trailers
- Store products in areas that simulate office temperatures (60°F to 90°F)
- Store products in areas that maintain constant, office-like humidity levels
- Keep product away from light. Cover products to make sure they are not exposed to light.

Steelcase Surfaces

Veneer

Veneers are matched for proper balance and consistency. Veneers are available flat cut or quarter cut, except for Oak, which is rift cut. Refer to the *Surface Materials Reference Manual* for descriptions of each cut.

Open-pore finish is a medium gloss finish that leaves the wood grain texture visible to the eye and distinguishable to the touch.

Flat-cut open-pore finish choices

Wood Group 1

- 3062 FC/OP Graphite Walnut
- 3402 FC/OP Clear Cherry (Aged)
- 3412 FC/OP Natural Cherry
- 3422 FC/OP Medium Cherry
- 3522 FC/OP Clear Maple*
- 3572 FC/OP Amber on Maple
- 3592 FC/OP Blonde on Maple
- 3702 FC/OP Clear Walnut
- 3712 FC/OP Natural Walnut
- 3722 FC/OP Dark Mahogany on Walnut
- 3752 FC/OP Medium Walnut
- 3762 FC/OP Dark Walnut
- 3772 FC/OP Medium Mahogany on Walnut

Quarter-cut open-pore finish choices

Wood Group 1

- 3222 QC/OP Clear Maple*
- 3272 QC/OP Amber on Maple
- 3292 QC/OP Blonde on Maple

Rift-cut open-pore finish choices

Wood Group 1

- 3602 RC/OP Desert Oak
- 3612 RC/OP Warm Oak
- 3692 RC/OP Espresso Oak

**To ensure an understanding of the color ranges and characteristic variations of natural veneer, a sign-off sheet is required prior to orders being accepted for this clear-coat finish. The sign-off sheet is available through Steelcase advertising stock. Form number 05-0001370.*

Select Surfaces

For information on products within Select Surfaces, including accent paints and fabrics from Designtex, Gabriel, Kvadrat, and Pollack, please refer to the *Surface Materials Reference Manual* or visit steelcase.com/surface-materials under the Select Surfaces section.

Natural Veneer

Natural veneer is available in the Select Surfaces offering. Natural veneer may have extended leadtimes. Place your order as you normally would for any other finish, calling out the appropriate finish code.

The following finishes are available through the natural veneer offering:

Flat-cut open-pore finish choices

Wood Group 1

- 35A2 FC/OP Blanch Maple
- 37A2 FC/OP Thunder Walnut
- 3342 FC/OP Black Walnut

Quarter-cut open-pore finish choices**Wood Group 1**

- 32A2 QC/OP Blanch Maple
- 33A2 QC/OP Thunder Walnut
- 3392 QC/OP Black Walnut

Rift-cut open-pore finish choices**Wood Group 1**

- 36A2 RC/OP Volcanic Oak

Planked Veneer

Planked veneer is available in the Select Surfaces offering. Planked veneer may have extended leadtimes. Place your order as you normally would for any other finish, calling out the appropriate finish code.

The following finishes are available through the planked veneer offering:

Wood Group 1

- 3P41 OP Planked Cherry
- 3P51 OP Planked Maple
- 3P61 OP Planked Oak
- 3P71 OP Planked Walnut

Tip: Known for its uniqueness, planked veneer has intentional and natural variations that include, but are not limited to: character marks, grain pattern, color, and natural color aging.

Custom Surfaces

Customiz stain is a service that allows you to create your own stain colors and finishes on standard veneer. Customiz stain color is available on all product lines that offer wood veneer.

A \$500 stain-matching fee applies on CUSTOMIZ requests (Exception: The \$500 fee does not apply on matches to Coalesce standard finishes or for a low-gloss finish request on a standard color). The \$500 fee covers the cost of formulating the Customiz color finish and applies regardless of whether or not an order for product is placed.

In addition, an approval form must be signed to indicate customer acceptance of Customiz match. A \$1,500 initiation fee will be charged prior to first order entry. This initiation fee activates the finish for unlimited use on any Steelcase product for an 18 month time period. After the 18 month time period has lapsed, the Customiz finish may be reactivated for another 18 months for a \$1,000 fee at any point within five years after the \$1,500 initiation fee was paid. If the finish is not reactivated within five years after the \$1,500 initiation fee was paid, the finish will be culled and the customer will need to pay the \$1,500 initiation fee again. All style number related Customiz charges products are no cost as of April 2014. The matching and initiation fees are not discountable.

Customiz stain takes 10 days to formulate. Consult the *Surface Materials Reference Manual* for more information. Custom veneers are also available and must be quoted by Steelcase specials group. Customiz stain on custom veneers takes 2 to 4 weeks to formulate.

Requirements and information on ordering a Customiz stain color are found in the *Surface Materials Reference Manual*.

Plastic**Steelcase Surfaces**

Applies to:

- Privacy Wall receptacle and cover plate
- Privacy Wall power and communication filler

- 6000 Black
- 6009 Arctic White
- 6249 Platinum Solid
- 6618 White
- 6654 Sand
- 6695 Midnight
- 6697 Fog

Metal**Steelcase Surfaces**

Applies to:

- Privacy Wall door hardware

Price Group 1

- 9200 Satin Chrome

Price Group 2

- 9201 Polished Chrome

Applies to:

- Glass Selections panel frames
- Glass Selections door frames
- Glass Selections transitions
- Glass Selections pivot door leaf
- Glass Selections slider door pull
- Glass Selections feature strips

Clear Anodized Aluminum

Glass**Steelcase Surfaces**

Tip: See Privacy Wall Glass Availability Matrix for glass exceptions on specific products.

► Pages 200–201

Price Group 1

- 6500 Clear

Price Group 2

- 6540 Clear Laminated
- 6541 White Laminated

Customer-specified glass is available.

Price Group 3

- 6542 Satin

Price Group 4

- 6555 Ice

Price Group 6

- 6553 Wisp

Vertical Surface Fabric

Applies to:

- Privacy Wall panel surface
- Privacy Wall post, adapter, wall channel, and mini end
- Glass Selections Clerestory panel

Steelcase Surfaces**Price Group 1****Abacus**

- P122 Entasis
- P123 Portico
- P124 Opus
- P125 Cusp
- P126 Artifact
- P129 Atlas

Boccie

- P200 New Rice
- P201 New Almond
- P202 New Nutmeg
- P203 New Camel
- P204 New Opal
- P205 New Mist
- P206 New Plum
- P207 New Lichen
- P208 New Spearmint
- P209 New Sky

Buzz2

- 5F03 Tomato
- 5F04 Red
- 5F05 Burgundy
- 5F06 Sky
- 5F07 Blue
- 5F08 Navy
- 5F10 Grape
- 5F11 Eggplant
- 5F15 Stone
- 5F16 Grey
- 5F17 Black
- 5G50 Dunegrass
- 5G51 Sable
- 5G52 Barley
- 5G53 Sunrise
- 5G54 Carrot
- 5G55 Pumpkin
- 5G56 Timber
- 5G57 Rouge
- 5G58 Chocolate
- 5G59 Meadow
- 5G60 Ivy
- 5G61 Cyan
- 5G62 Atlantic
- 5G63 Crocus
- 5G64 Alpine
- 5G65 Tornado

Charm

- P505 Shell
- P506 Mimosa
- P507 Birch
- P508 Sparkle
- P509 Ginkgo
- P510 Debut
- P511 Clover
- P512 Spicy
- P513 Twilight

Optic

- P540 Hazel
- P541 Twinkle
- P542 Orion
- P543 Seaglass
- P544 Shine
- P545 Halo
- P546 Whiskey
- P547 Bath
- P548 Whisper
- P549 Breezy
- P550 Wry
- P551 Glimmer

Rhythm

- P555 Allegro
- P556 Tempo
- P557 Refrain
- P558 Pitch
- P559 Harmony
- P560 Melody
- P561 Stanza
- P562 Opus

Price Group 2

Bariolage

- G200 New Etude
- G201 New Andante
- G202 New Cantata
- G203 New Adagio
- G204 New Melody
- G205 New Ballata
- G206 New Sonata

Bouquet

- P165 Hosta
- P166 Dundee
- P169 Argenta
- P170 Hoya
- P173 Camomile

Code

- 5FA1 Fossil
- 5FA2 Gabbro
- 5FA3 Reed
- 5FA4 Bluff
- 5FA5 Sea Salt
- 5FA6 Cannon
- 5FA7 Tussah
- 5FA8 Mica
- 5FA9 Ecu
- 5FB1 Bamboo

Fresco

- G001 Sandrift
- G002 Mistiblu
- G003 Faon
- G006 Chamoline
- G007 Grapenut
- G017 Flint

Latch

- P600 Seashell
- P601 Clam
- P602 Eggshell
- P603 Zen
- P604 Cool Gray
- P605 Armor
- P606 Sentinel
- P607 Rye
- P608 Billow
- P609 Nimbus

Milano

- N002 Delft
- N003 Woodland
- N004 Sunshadow
- N005 Olivine
- N012 Teakwood

Select Surfaces

For information on products within Select Surfaces, including accent paints and fabrics from Designtex and Pollack, please refer to the *Surface Materials Reference Manual* or visit steelcase.com/surface-materials under the Select Surfaces section.

Custom Surfaces

Price Group COM (Customer's Own Material)

Fabric Approval and Yardage

To confirm whether a particular COM material has already been tested for use on a specific Steelcase product or to determine actual yardage requirements:

- Visit www.steelcase.com

For additional information regarding Customer's Own Material, call 1.888.STEELCASE, or send an email to lineone@steelcase.com.

Availability Matrices

Privacy Wall Paint Availability Matrix

	Paint Price Group 1																
	Architectural Paint			Textured Paint							Smooth Paint						
	4843	4844	4849	7207	7225	7236	7237	7238	7239	7241	7243	7278	7360	4242	4710	4858	4859
	Linen	Glacier	Vapor	Black	Sand	Fog	Slate	Fieldstone	Midnight	Arctic White	Seagull	Dark Bronze	Merle	Milk	Low Gloss Black	Seagull	Silk
Privacy Wall solid panel	■	■	■	■	■	■	■	■	■	■	■	■	■	■	•	■	■
Privacy Wall glass panel frame	■	■	■	■	■	■	■	■	■	■	■	■	■	■	■	■	■
Privacy Wall Clerestory panel—solid panel	■	■	■	■	■	■	■	■	■	■	■	■	■	■	•	■	■
Privacy Wall Clerestory panel—glass panel frame	■	■	■	■	■	■	■	■	■	■	■	■	■	■	■	■	■
Privacy Wall door frame with transom	■	■	■	■	■	■	■	■	■	■	■	■	■	■	■	■	■
Privacy Wall full-height door frame	■	■	■	■	■	■	■	■	■	■	■	■	■	■	■	■	■
Privacy Wall solid swing door	■	■	■	•	•	•	•	•	•	•	•	•	•	■	•	■	■
Privacy Wall glass swing door	■	■	■	■	■	■	■	■	■	■	■	■	■	■	■	■	■
Privacy Wall ceiling channel	■	■	■	■	■	■	■	■	■	■	■	■	■	■	■	■	■
Privacy Wall base trim	■	■	■	■	■	■	■	■	■	■	■	■	■	■	■	■	■
Privacy Wall post, wall channel, mini end, and adapter	■	■	■	■	■	■	■	■	■	■	■	■	■	■	■	■	■
Privacy Wall feature strips	■	■	■	■	■	■	■	■	■	■	■	■	■	■	■	■	■
Privacy Wall furniture reveal strips	■	■	■	■	■	■	■	■	■	■	■	■	■	■	■	■	■
Privacy Wall load bar	■	■	■	■	■	■	■	■	■	■	■	■	■	■	■	■	■

Tip: Metallic paint is not available on solid and Clerestory panels larger than 36"W.

Tip: Textured and metallic paint is difficult to field repair and replicate original finish on large solid and Clerestory panel surfaces.

Legend

- = Not available
- = Available
- = Available with exceptions
- ▶ See specification pages for details.

Privacy Wall Paint Availability Matrix, continued

Metallic Paint

Paint Price Group 2	4728 Nickel Metallic	4743 Mineral Metallic	4744 Pearl Metallic	4750 Champagne Metallic	4752 Steel Metallic	4788 Gold Dust Metallic	4798 Sterling Metallic	4799 Platinum Metallic	4803 Near Black Metallic	7245 Carbon Metallic	Paint Price Group 3
	☐	☐	☐	☐	☐	☐	☐	☐	☐	☐	PerfectMatch II
	■	■	■	■	■	■	■	■	■	■	■
	☐	☐	☐	☐	☐	☐	☐	☐	☐	☐	■
	■	■	■	■	■	■	■	■	■	■	■
	■	■	■	■	■	■	■	■	■	■	■
	•	•	•	•	•	•	•	•	•	•	■
	■	■	■	■	■	■	■	■	■	■	■
	■	■	■	■	■	■	■	■	■	■	■
	■	■	■	■	■	■	■	■	■	■	■
	■	■	■	■	■	■	■	■	■	■	■
	■	■	■	■	■	■	■	■	■	■	■
	■	■	■	■	■	■	■	■	■	■	■
	■	■	■	■	■	■	■	■	■	■	■
	■	■	■	■	■	■	■	■	■	■	■

Legend
 • = Not available
 ■ = Available
 ☐ = Available with exceptions
 ▶ See specification pages for details.

Privacy Wall Glass Availability Matrix

	Price Group 1	Price Group 2	Price Group 3	Price Group 4	Price Group 6	
	6500 Clear	6540 Clear Laminated	6541 White Laminated	6542 Satin	6555 Ice	6553 Wisp
Privacy Wall all-glass wall panels	■	■	■	■	■	■
Privacy Wall glass wall panels with three equal divided lites	■	■	■	■	■	■
Privacy Wall glass wall panels with four equal divided lites	■	■	■	■	■	■
Privacy Wall glass wall panels with four divided lites (transom-aligned top lite)	■	■	■	■	■	■
Privacy Wall glass wall panels with two divided lites (transom-aligned top lite)	■	■	■	■	■	■
Privacy Wall Clerestory wall panels	■	■	■	■	■	■
Privacy Wall door frames with transom	■	■	■	■	■	■
Privacy Wall full-height door leaves	■	■	■	■	■	■
Privacy Wall transom-height door leaves	■	■	■	■	■	■
Privacy Wall all-glass slider doors	■	■	■	■	■	■
Privacy Wall three and four equal divided lite slider doors	■	■	■	■	■	■
Privacy Wall two and four transom-aligned lite slider doors	■	■	■	■	■	■

▶ See the *Architectural Solutions Specification Guide* to ensure that etched and pattern glass types are properly oriented during the planning process.

Legend

- = Not available
- = Available
- ▶ See specification pages for details.

Tip: COM glass for frame and glass kits must be 3/8" thick for structural integrity.

Tip: For information regarding vertical directional glass, see the Architectural Solutions Specification Guide.

Privacy Wall Glass Selections Availability Matrix

	Price Group 1	Price Group 2	Price Group 3	Price Group 4	Price Group 6	
	6500 Clear	6540 Clear Laminated	6541 White Laminated	6542 Satin	6555 Ice	6553 Wisp
Glass Selections all-glass wall panels	■	■	■	■	■	■
Glass Selections all-glass frame and glass kits	■	■	■	■	•	■
Glass Selections wall panels with two divided lites (transom-aligned top lite)	■	■	■	■	■	■
Glass Selections two divided lite frame and glass kits	■	■	■	■	•	■
Glass Selections Clerestory wall panels	■	■	■	■	■	■
Glass Selections door frames with transom	■	■	■	■	■	■
Glass Selections full-height door leaves	■	■	■	■	■	■
Glass Selections transom-height door leaves	■	■	■	■	■	■
Glass Selections polished edge full-height and transom-height slider doors	■	•	•	■	•	•
Glass Selections polished edge slider door all-glass side panel	■	■	■	■	■	■
Glass Selections polished edge slider door transom and transom-height side panel	■	■	■	■	■	■
Glass Selections all-glass L-corner units	■	■	■	■	■	■
Glass Selections transom-height L-corner units	■	■	■	■	■	■
Glass Selections all-glass T-corner unit frame and glass kits	■	■	■	■	■	■
Glass Selections transom-height T-corner unit frame and glass kits	■	■	■	■	■	■

▶ See the *Architectural Solutions Specification Guide* to ensure that etched and pattern glass types are properly oriented during the planning process.

Legend

- = Not available
- = Available
- ▶ See specification pages for details.

Tip: COM glass for frame and glass kits must be 3/8" thick for structural integrity.

Tip: For information regarding vertical directional glass, see the Architectural Solutions Specification Guide.

Approved Fabrics that Meet DFAR 252.225-7012 Preference for Certain Domestic Commodities Used for Navy BPA

Vertical Surfaces Fabric Applications

Legend

- = Not available
- = Available

	Price Group	Roll Width	Answer	Avenir	Brody Lounge Seating – Lower Surround	Brody Lounge Seating – Seat	Brody Lounge Seating – Screen	Brody Lounge Seating – Footrest	Divisio Side Screen	Flex Screens	FlexFrame	FrameOne	Groupwork Screens	Kick Panels	Montage	Ology Universal Screen	Privacy Wall	Sarto Screens	Umami Screens	Universal Privacy/Modesty Screens
Steelcase Fabrics																				
Alloy	1	66"	■	■	■	■	■	■	■	■	■	■	■	■	■	•	•	■	•	•
Bouquet	2	66"	■	■	■	■	■	■	■	■	■	•	■	■	■	•	■	■	•	•
Buzz2	1	54"	■	■	■	■	■	■	■	■	■	■	■	■	■	■	■	■	■	■
Code	2	66½"	■	■	•	•	•	•	■	■	■	■	■	■	■	■	■	■	■	■
Flip: Orbit	2	66"	■	■	■	■	■	■	■	■	■	•	■	•	■	•	■	■	•	•
Flip: TexHex	2	66"	■	■	■	■	■	■	■	■	•	■	•	■	•	■	•	■	•	•
Fresco	2	66"	■	■	■	■	■	■	■	■	■	•	■	■	■	•	■	■	•	•
Lapel	1	66"	■	■	■	■	■	■	■	■	■	•	■	■	■	•	■	■	•	•
Latch	2	66"	■	■	•	•	•	•	■	■	■	■	■	■	■	■	■	■	•	■
Milano	2	66"	■	■	■	■	■	■	■	■	■	•	■	■	■	•	■	■	•	•
Optic	1	66"	■	■	■	■	■	■	■	■	■	•	■	■	■	•	■	■	•	•
Rhythm	1	66"	■	■	■	■	■	■	■	■	■	•	■	■	■	•	■	■	•	•
Sprite	A	66"	■	•	■	■	■	■	•	■	•	•	■	■	•	•	■	■	•	•
DesignTex Fabrics																				
Appleseed Unfinished	-	-	•	•	•	•	•	•	•	•	•	■	•	•	•	•	•	•	■	•
Cesta	-	-	■	■	•	•	•	•	■	■	■	■	■	■	■	■	■	■	•	•
Clew	-	-	■	■	•	•	•	•	■	■	■	■	■	■	■	■	■	■	•	•
Decibel	-	-	■	■	•	•	•	•	■	■	■	■	■	■	■	■	■	■	•	■
Gamut Unfinished	-	-	■	■	•	•	•	•	■	■	■	■	■	■	■	■	■	■	■	•
Gravity	-	-	■	■	•	•	•	•	■	■	■	■	•	■	■	•	■	■	•	•
New Brunswick	-	-	■	■	•	■	•	■	•	■	■	■	■	■	■	•	•	■	•	•
Plateau	-	-	■	■	•	•	•	•	■	■	■	■	■	■	■	•	■	■	•	•
Rocket without Nanotex	-	-	■	•	•	•	•	•	■	•	■	■	■	■	■	•	•	■	•	•
Singing In The Rain	-	-	■	■	•	•	•	•	■	■	■	■	■	■	■	•	•	■	•	•
Vivid Unfinished	-	-	■	■	•	•	•	•	■	■	■	■	■	■	■	•	•	■	•	•

For Information regarding DesignTex fabrics, please see steelcase.com/customsurface. Application direction may vary depending on roll width and pattern repeat.

Resources

Locations with Special Requirements	204
Style Number Index	206

Locations with Special Requirements

Local electrical codes

vary. Consult a qualified electrical contractor or engineer for the proper installation of all electrical components. Here are the special conditions for the cities of Chicago, New York, Los Angeles, and San Francisco.

Chicago

Chicago electrical code requires the power distribution network to be hardwired on site. There are no hardwired versions of Internode or Modular Power.

Architectural Solutions Low-Profile Floor can accommodate hardwiring using the standard conduit, wires, junction boxes, and receptacles that electrician's routinely use.

New York City

Privacy Wall modular power components, Architectural Solutions modular power, and Internode modular components are not approved for use in NYC.

Los Angeles

All modular power components are acceptable for use in Los Angeles. Cord-connected power connections are not acceptable. Wire and cable managers are not approved for use in Los Angeles.

San Francisco

Internode components are not approved for use in the city of San Francisco.

Architectural Solutions Low-Profile Floor can accommodate hardwiring using the standard conduit, wires, junction boxes, and receptacles that electrician's routinely use.

Style Number Index

Style Number	Page	Description
GP1BHX	177	PW Harness-to-Harness Connector
GP1BPI12X	175	PW Base Power Infeed
GP1BPISF12X	175	PW Base Power Infeed
GP1HHX	177	PW Harness-to-Harness Connector
GP1MHAX	176	PW Modular Harness
GP1PIH24X	174	PW Multipurpose Power Infeed
GP1PIM24X	174	PW Multipurpose Power Infeed
GP1PKBX	178	PW Base Powerkit
GP1PKPSX	178	PW ADA-Desk Single Powerkit
GP1PKPX	178	PW ADA-Desk Double Powerkit
GP1R1IGHX	172	PW Receptacle
GP1R1IGX	172	PW Receptacle
GP1R1SGHX	172	PW Receptacle
GP1R1SGX	172	PW Receptacle
GP1R2IGHX	172	PW Receptacle
GP1R2IGX	172	PW Receptacle
GP1R2SGHX	172	PW Receptacle
GP1R2SGX	172	PW Receptacle
GP1R3IGHX	172	PW Receptacle
GP1R3IGX	172	PW Receptacle
GP1R3SGHX	172	PW Receptacle
GP1R3SGX	172	PW Receptacle
GP1R4IGHX	172	PW Receptacle
GP1R4IGX	172	PW Receptacle
GP1R4SGHX	172	PW Receptacle
GP1R4SGX	172	PW Receptacle
GP2BHY	177	PW Harness-to-Harness Connector
GP2BPI12Y	175	PW Base Power Infeed
GP2BPISF12Y	175	PW Base Power Infeed
GP2HHY	177	PW Harness-to-Harness Connector
GP2MHAY	176	PW Modular Harness
GP2PIH24Y	174	PW Multipurpose Power Infeed
GP2PIM24Y	174	PW Multipurpose Power Infeed
GP2PKBY	178	PW Base Powerkit
GP2PKPSY	178	PW ADA-Desk Single Powerkit
GP2PKPY	178	PW Base Powerkit
GP2R1IGHY	172	PW Receptacle
GP2R1IGY	172	PW Receptacle
GP2R1SGHY	172	PW Receptacle
GP2R1SGY	172	PW Receptacle
GP2R2IGHY	172	PW Receptacle
GP2R2IGY	172	PW Receptacle
GP2R2SGHY	172	PW Receptacle
GP2R2SGY	172	PW Receptacle
GP2R3IGHY	172	PW Receptacle
GP2R3IGY	172	PW Receptacle
GP2R3SGHY	172	PW Receptacle
GP2R3SGY	172	PW Receptacle
GP2R4IGHY	172	PW Receptacle
GP2R4IGY	172	PW Receptacle
GP2R4SGHY	172	PW Receptacle
GP2R4SGY	172	PW Receptacle
GP3BHZ	177	PW Harness-to-Harness Connector
GP3BPI12Z	175	PW Base Power Infeed
GP3BPISF12Z	175	PW Base Power Infeed
GP3HHZ	177	PW Harness-to-Harness Connector

Style Number	Page	Description
GP3MHAZ	176	PW Modular Harness
GP3PIH24Z	174	PW Multipurpose Power Infeed
GP3PIM24Z	174	PW Multipurpose Power Infeed
GP3PKBZ	178	PW Base Powerkit
GP3PKPSZ	178	PW ADA-Desk Single Powerkit
GP3PKPZ	178	PW ADA-Desk Double Powerkit
GP3R1IGHZ	172	PW Receptacle
GP3R1IGZ	172	PW Receptacle
GP3R1SGHZ	172	PW Receptacle
GP3R1SGZ	172	PW Receptacle
GP3R2IGHZ	172	PW Receptacle
GP3R2IGZ	172	PW Receptacle
GP3R2SGHZ	172	PW Receptacle
GP3R2SGZ	172	PW Receptacle
GP3R3IGHZ	172	PW Receptacle
GP3R3IGZ	172	PW Receptacle
GP3R3SGHZ	172	PW Receptacle
GP3R3SGZ	172	PW Receptacle
GPACOUST	168	PW Acoustic Packing
GPAFEB	107	Finished-End Adapter with Base
GPAL	107	PW L-Adapter
GPAS	168	PW Acoustic Seal
GPAT	107	PW T-Adapter
GPAX	107	PW X-Adapter
GPBTC	160	PW Continuous Base Trim
GPBTCC	162	PW Power and Comm Base Trim
GPBTCHIP	162	PW Power and Comm Base Trim
GPBTCHIPC	162	PW Power and Comm Base Trim
GPBTP	162	PW Power and Comm Base Trim
GPBTPC	162	PW Power and Comm Base Trim
GPCFKA	156	PW Ceiling Track Clip Kit
GPCFKM	156	Ceiling Track Clip Kit
GPCFKP	156	PW Ceiling Track Clip Kit
GPCFKQ	156	PW Ceiling Track Clip Kit
GPCFKR	157	PW Ceiling Track Clip Kit
GPCFKT	156	PW Ceiling Track Clip Kit
GPCFKT5	157	PW Ceiling Track Clip Kit
GPCFKU	156	PW Ceiling Track Clip Kit
GPCFKX	156	PW Ceiling Track Clip Kit
GPCFKX5	157	PW Ceiling Track Clip Kit
GPCFKY	156	PW Ceiling Track Clip Kit
GPCFKZ	156	PW Ceiling Track Clip Kit
GPCNRBT120	161	PW Corner Base Trim
GPCNRBT135	161	PW Corner Base Trim
GPCNRBT90	161	PW Corner Base Trim
GPCT120V	155	PW Corner V Ceiling Track
GPCT135V	155	PW Corner V Ceiling Track
GPCTB	158	PW Ceiling Track Bypass Cover
GPCTFE	154	PW Finished-End Ceiling Track
GPCTLS	154	PW Corner L Ceiling Track
GPCTS	154	PW Straight Ceiling Track
GPCTT	158	PW Ceiling Track T-Clip
GPDBH3	85	PW Butt Hinge Kit
GPDBH3P	85	PW Butt Hinge Kit
GPDBH4	85	PW Butt Hinge Kit
GPDBH4P	85	PW Butt Hinge Kit

Style Number	Page	Description	Style Number	Page	Description
GPDCLA	84	PW Cylindrical Passage Set	GPGM2L24	59	PW Glass Wall Panel w/ 2 Lites
GPDCLO	84	PW Cylindrical Lockset	GPGM2L30	59	PW Glass Wall Panel w/ 2 Lites
GPDDFS	87	PW Door Floor Stop	GPGM2L36	59	PW Glass Wall Panel w/ 2 Lites
GPDMLA	84	PW Mortise Passage Set	GPGM2L40	59	PW Glass Wall Panel w/ 2 Lites
GPDMLO	84	PW Mortise Lockset	GPGM2L42	59	PW Glass Wall Panel w/ 2 Lites
GPDMWS	86	PW Magnetic Wall Stop	GPGM2L48	59	PW Glass Wall Panel w/ 2 Lites
GPDPBF	67	PW Butt-Hinged Door Frame	GPGM2L60	59	PW Glass Wall Panel w/ 2 Lites
GPDPBT	67	PW Butt-Hinged Door Frame	GPGM30	42	PW All-Glass Wall Panel
GPDPHS	86	PW Pivot Hinge Kit	GPGM36	42	PW All-Glass Wall Panel
GPDPHSP	86	PW Pivot Hinge Kit	GPGM3E08	46	PW Glass Wall Panel w/ 3 Equal Lites
GPDPFF	69	PW Pivot-Hinged Door Frame	GPGM3E18	46	PW Glass Wall Panel w/ 3 Equal Lites
GPDPPT	69	PW Pivot-Hinged Door Frame	GPGM3E20	46	PW Glass Wall Panel w/ 3 Equal Lites
GPDS120	88	PW Low-Voltage Switch w/120V Transformer	GPGM3E24	46	PW Glass Wall Panel w/ 3 Equal Lites
GPDS277	88	PW Low-Voltage Switch w/277V Transformer	GPGM3E30	46	PW Glass Wall Panel w/ 3 Equal Lites
GPDS347	88	PW Low-Voltage Switch w/347V Transformer	GPGM3E36	46	PW Glass Wall Panel w/ 3 Equal Lites
GPDSBF	67	PW Butt-Hinged Door Frame	GPGM3E40	46	PW Glass Wall Panel w/ 3 Equal Lites
GPDSBS	87	PW Screw-In Base Stop	GPGM3E42	46	PW Glass Wall Panel w/ 3 Equal Lites
GPDSBT	67	PW Butt-Hinged Door Frame	GPGM3E48	46	PW Glass Wall Panel w/ 3 Equal Lites
GPDSCB	100	PW Back-to-Back Cover	GPGM3E60	46	PW Glass Wall Panel w/ 3 Equal Lites
GPDS1	88	PW High-Voltage Switch	GPGM40	42	PW All-Glass Wall Panel
GPDSPF	69	PW Pivot-Hinged Door Frame	GPGM42	42	PW All-Glass Wall Panel
GPDSPFS	71	PW Pivot-Hinged Door Frame	GPGM48	42	PW All-Glass Wall Panel
GPDSPT	69	PW Pivot-Hinged Door Frame	GPGM4E08	50	PW Glass Wall Panel w/ 4 Equal Lites
GPDSPTS	71	PW Pivot-Hinged Door Frame	GPGM4E18	50	PW Glass Wall Panel w/ 4 Equal Lites
GPDS1	88	PW High-Voltage Switch	GPGM4E20	50	PW Glass Wall Panel w/ 4 Equal Lites
GPDSST2L80	93	PW Slider Door with Tubular Pull	GPGM4E24	50	PW Glass Wall Panel w/ 4 Equal Lites
GPDSST2L96	93	PW Slider Door with Tubular Pull	GPGM4E30	50	PW Glass Wall Panel w/ 4 Equal Lites
GPDSST3E80	95	PW Slider Door with Tubular Pull	GPGM4E36	50	PW Glass Wall Panel w/ 4 Equal Lites
GPDSST3E96	95	PW Slider Door with Tubular Pull	GPGM4E40	50	PW Glass Wall Panel w/ 4 Equal Lites
GPDSST4E80	97	PW Slider Door with Tubular Pull	GPGM4E42	50	PW Glass Wall Panel w/ 4 Equal Lites
GPDSST4E96	97	PW Slider Door with Tubular Pull	GPGM4E48	50	PW Glass Wall Panel w/ 4 Equal Lites
GPDSST4L80	99	PW Slider Door with Tubular Pull	GPGM4E60	50	PW Glass Wall Panel w/ 4 Equal Lites
GPDSST4L96	99	PW Slider Door with Tubular Pull	GPGM4L08	55	PW Glass Wall Panel w/ 4 Lites
GPDSSTF80	91	PW Slider Door with Tubular Pull	GPGM4L18	55	PW Glass Wall Panel w/ 4 Lites
GPDSSTF96	91	PW Slider Door with Tubular Pull	GPGM4L20	55	PW Glass Wall Panel w/ 4 Lites
GPFRS	167	PW Furniture Reveal Strips	GPGM4L24	55	PW Glass Wall Panel w/ 4 Lites
GPFRS4	167	PW Furniture Reveal Strips	GPGM4L30	55	PW Glass Wall Panel w/ 4 Lites
GPFS	165	PW Feature Strip	GPGM4L36	55	PW Glass Wall Panel w/ 4 Lites
GPFS1	165	PW Feature Strip	GPGM4L40	55	PW Glass Wall Panel w/ 4 Lites
GPFS1A	166	PW Anodized Feature Strip	GPGM4L42	55	PW Glass Wall Panel w/ 4 Lites
GPFSA	166	PW Anodized Feature Strip	GPGM4L48	55	PW Glass Wall Panel w/ 4 Lites
GPFSH	165	PW Feature Strip	GPGM4L60	55	PW Glass Wall Panel w/ 4 Lites
GPFSH1	165	PW Feature Strip	GPGM60	42	PW All-Glass Wall Panel
GPFSH1A	166	PW Anodized Feature Strip	GPGMC18	63	PW Clerestory Wall Panel
GPFSHA	166	PW Anodized Feature Strip	GPGMC20	63	PW Clerestory Wall Panel
GPGLGSPF40B	133	PW GS Pivot-Hinged Door Leaf	GPGMC24	63	PW Clerestory Wall Panel
GPGLGSPF42B	137	PW GS Pivot-Hinged Door Leaf	GPGMC30	63	PW Clerestory Wall Panel
GPGLGSPT40B	135	PW GS Pivot-Hinged Door Leaf	GPGMC36	63	PW Clerestory Wall Panel
GPGLGSPT42B	139	PW GS Pivot-Hinged Door Leaf	GPGMC40	63	PW Clerestory Wall Panel
GPGM08	42	PW All-Glass Wall Panel	GPGMC42	63	PW Clerestory Wall Panel
GPGM18	42	PW All-Glass Wall Panel	GPGMC48	63	PW Clerestory Wall Panel
GPGM20	42	PW All-Glass Wall Panel	GPGMC60	63	PW Clerestory Wall Panel
GPGM24	42	PW All-Glass Wall Panel	GPGS06	42	PW All-Glass Wall Panel
GPGM2L08	59	PW Glass Wall Panel w/ 2 Lites	GPGS08	42	PW All-Glass Wall Panel
GPGM2L18	59	PW Glass Wall Panel w/ 2 Lites	GPGS18	42	PW All-Glass Wall Panel
GPGM2L20	59	PW Glass Wall Panel w/ 2 Lites	GPGS20	42	PW All-Glass Wall Panel

Style Number Index, continued

Style Number	Page	Description
GPGS24	42	PW All-Glass Wall Panel
GPGS2L06	59	PW Glass Wall Panel w/ 2 Lites
GPGS2L08	59	PW Glass Wall Panel w/ 2 Lites
GPGS2L18	59	PW Glass Wall Panel w/ 2 Lites
GPGS2L20	59	PW Glass Wall Panel w/ 2 Lites
GPGS2L24	59	PW Glass Wall Panel w/ 2 Lites
GPGS2L30	59	PW Glass Wall Panel w/ 2 Lites
GPGS2L36	59	PW Glass Wall Panel w/ 2 Lites
GPGS2L40	59	PW Glass Wall Panel w/ 2 Lites
GPGS2L42	59	PW Glass Wall Panel w/ 2 Lites
GPGS2L48	59	PW Glass Wall Panel w/ 2 Lites
GPGS2L60	59	PW Glass Wall Panel w/ 2 Lites
GPGS30	42	PW All-Glass Wall Panel
GPGS36	42	PW All-Glass Wall Panel
GPGS3E06	46	PW Glass Wall Panel w/ 3 Equal Lites
GPGS3E08	46	PW Glass Wall Panel w/ 3 Equal Lites
GPGS3E18	46	PW Glass Wall Panel w/ 3 Equal Lites
GPGS3E20	46	PW Glass Wall Panel w/ 3 Equal Lites
GPGS3E24	46	PW Glass Wall Panel w/ 3 Equal Lites
GPGS3E30	46	PW Glass Wall Panel w/ 3 Equal Lites
GPGS3E36	46	PW Glass Wall Panel w/ 3 Equal Lites
GPGS3E40	46	PW Glass Wall Panel w/ 3 Equal Lites
GPGS3E42	46	PW Glass Wall Panel w/ 3 Equal Lites
GPGS3E48	46	PW Glass Wall Panel w/ 3 Equal Lites
GPGS3E60	46	PW Glass Wall Panel w/ 3 Equal Lites
GPGS40	42	PW All-Glass Wall Panel
GPGS42	42	PW All-Glass Wall Panel
GPGS48	42	PW All-Glass Wall Panel
GPGS4E06	50	PW Glass Wall Panel w/ 4 Equal Lites
GPGS4E08	50	PW Glass Wall Panel w/ 4 Equal Lites
GPGS4E18	50	PW Glass Wall Panel w/ 4 Equal Lites
GPGS4E20	50	PW Glass Wall Panel w/ 4 Equal Lites
GPGS4E24	50	PW Glass Wall Panel w/ 4 Equal Lites
GPGS4E30	50	PW Glass Wall Panel w/ 4 Equal Lites
GPGS4E36	50	PW Glass Wall Panel w/ 4 Equal Lites
GPGS4E40	50	PW Glass Wall Panel w/ 4 Equal Lites
GPGS4E42	50	PW Glass Wall Panel w/ 4 Equal Lites
GPGS4E48	50	PW Glass Wall Panel w/ 4 Equal Lites
GPGS4E60	50	PW Glass Wall Panel w/ 4 Equal Lites
GPGS4L06	55	PW Glass Wall Panel w/ 4 Lites
GPGS4L08	55	PW Glass Wall Panel w/ 4 Lites
GPGS4L18	55	PW Glass Wall Panel w/ 4 Lites
GPGS4L20	55	PW Glass Wall Panel w/ 4 Lites
GPGS4L24	55	PW Glass Wall Panel w/ 4 Lites
GPGS4L30	55	PW Glass Wall Panel w/ 4 Lites
GPGS4L36	55	PW Glass Wall Panel w/ 4 Lites
GPGS4L40	55	PW Glass Wall Panel w/ 4 Lites
GPGS4L42	55	PW Glass Wall Panel w/ 4 Lites
GPGS4L48	55	PW Glass Wall Panel w/ 4 Lites
GPGS4L60	55	PW Glass Wall Panel w/ 4 Lites
GPGS60	42	PW All-Glass Wall Panel
GPGSAFEB	146	PW GS Finished-End Adapter
GPGSAL	146	PW GS L-Adapter
GPGSC18	63	PW Clerestory Wall Panel
GPGSC20	63	PW Clerestory Wall Panel
GPGSC24	63	PW Clerestory Wall Panel

Style Number	Page	Description
GPGSC30	63	PW Clerestory Wall Panel
GPGSC36	63	PW Clerestory Wall Panel
GPGSC40	63	PW Clerestory Wall Panel
GPGSC42	63	PW Clerestory Wall Panel
GPGSC48	63	PW Clerestory Wall Panel
GPGSC60	63	PW Clerestory Wall Panel
GPGSDFFC80	141	PW GS Pol Edge Slider Dr w/Close Assist
GPGSDFFC84	141	PW GS Pol Edge Slider Dr w/Close Assist
GPGSDFFC96	141	PW GS Pol Edge Slider Dr w/Close Assist
GPGSDFSVS	144	PW GS Slider Door Vertical Seal
GPGSDFTC80	143	PW GS Pol Edge Slider Dr w/Close Assist
GPGSDFTC84	143	PW GS Pol Edge Slider Dr w/Close Assist
GPGSDFTC96	143	PW GS Pol Edge Slider Dr w/Close Assist
GPGSDPPF	131	PW GS Pivot-Hinged Door Frame
GPGSDPPT	131	PW GS Pivot-Hinged Door Frame
GPGSDSPF	131	PW GS Pivot-Hinged Door Frame
GPGSDSPFS	131	PW Pivot-Hinged Door Frame
GPGSDSPT	131	PW GS Pivot-Hinged Door Frame
GPGSDSPTS	131	PW Pivot-Hinged Door Frame
GPGSLGSPF40	133	PW GS Pivot-Hinged Door Leaf
GPGSLGSPF42	137	PW GS Pivot-Hinged Door Leaf
GPGSLGSP40	135	PW GS Pivot-Hinged Door Leaf
GPGSLGSP42	139	PW GS Pivot-Hinged Door Leaf
GPGSLSPPF80	133	PW GS Pivot-Hinged Door Leaf
GPGSLSPPT80	135	PW GS Pivot-Hinged Door Leaf
GPGSLSSPF40	133	PW GS Pivot-Hinged Door Leaf
GPGSLSSPF42	137	PW GS Pivot-Hinged Door Leaf
GPGSLSSPT40	135	PW GS Pivot-Hinged Door Leaf
GPGSLSSPT42	139	PW GS Pivot-Hinged Door Leaf
GPGSM2FK108	123	PW GS Two Divided Lite Frame Kit
GPGSM2FK120	123	PW GS Two Divided Lite Frame Kit
GPGSM2FK144	123	PW GS Two Divided Lite Frame Kit
GPGSM2FK72	123	PW GS Two Divided Lite Frame Kit
GPGSM2FK80	123	PW GS Two Divided Lite Frame Kit
GPGSM2FK84	123	PW GS Two Divided Lite Frame Kit
GPGSM2FK96	123	PW GS Two Divided Lite Frame Kit
GPGSM2FKT	152	PW GS All-Glass Frame Kit
GPGSM2GK108	125	PW GS Two Divided Lite Glass Kit
GPGSM2GK120	125	PW GS Two Divided Lite Glass Kit
GPGSM2GK144	125	PW GS Two Divided Lite Glass Kit
GPGSM2GK72	125	PW GS Two Divided Lite Glass Kit
GPGSM2GK80	125	PW GS Two Divided Lite Glass Kit
GPGSM2GK84	125	PW GS Two Divided Lite Glass Kit
GPGSM2GK96	125	PW GS Two Divided Lite Glass Kit
GPGSM2GKT	153	PW GS All-Glass Frame Kit
GPGSM2L08	120	PW GS Wall Panel w/ 2 Lites
GPGSM2L18	120	PW GS Wall Panel w/ 2 Lites
GPGSM2L20	120	PW GS Wall Panel w/ 2 Lites
GPGSM2L24	120	PW GS Wall Panel w/ 2 Lites
GPGSM2L30	120	PW GS Wall Panel w/ 2 Lites
GPGSM2L36	120	PW GS Wall Panel w/ 2 Lites
GPGSM2L40	120	PW GS Wall Panel w/ 2 Lites
GPGSM2L42	120	PW GS Wall Panel w/ 2 Lites
GPGSM2L48	120	PW GS Wall Panel w/ 2 Lites
GPGSM2L60	120	PW GS Wall Panel w/ 2 Lites
GPGSM2LL	149	PW GS Corner Unit

Style Number	Page	Description
GPGSMC18	129	PW GS Clerestory Wall Panel
GPGSMC20	129	PW GS Clerestory Wall Panel
GPGSMC24	129	PW GS Clerestory Wall Panel
GPGSMC30	129	PW GS Clerestory Wall Panel
GPGSMC36	129	PW GS Clerestory Wall Panel
GPGSMC40	129	PW GS Clerestory Wall Panel
GPGSMC42	129	PW GS Clerestory Wall Panel
GPGSMC48	129	PW GS Clerestory Wall Panel
GPGSMC60	129	PW GS Clerestory Wall Panel
GPGSMEL	145	PW GS Mini End
GPGSMELF	145	PW GS Mini End
GPGSMEM	145	PW GS Mini End
GPGSMEMF	145	PW GS Mini End
GPGSMES	145	PW GS Mini End
GPGSMESF	145	PW GS Mini End
GPGSMG08	113	PW GS All-Glass Wall Panel
GPGSMG18	113	PW GS All-Glass Wall Panel
GPGSMG20	113	PW GS All-Glass Wall Panel
GPGSMG24	113	PW GS All-Glass Wall Panel
GPGSMG30	113	PW GS All-Glass Wall Panel
GPGSMG36	113	PW GS All-Glass Wall Panel
GPGSMG40	113	PW GS All-Glass Wall Panel
GPGSMG42	113	PW GS All-Glass Wall Panel
GPGSMG48	113	PW GS All-Glass Wall Panel
GPGSMG60	113	PW GS All-Glass Wall Panel
GPGSMGFK108	115	PW GS All-Glass Frame Kit
GPGSMGFK120	115	PW GS All-Glass Frame Kit
GPGSMGFK144	115	PW GS All-Glass Frame Kit
GPGSMGFK72	115	PW GS All-Glass Frame Kit
GPGSMGFK80	115	PW GS All-Glass Frame Kit
GPGSMGFK84	115	PW GS All-Glass Frame Kit
GPGSMGFK96	115	PW GS All-Glass Frame Kit
GPGSMGFKT	150	PW GS All-Glass Frame Kit
GPGSMGGK108	117	PW GS All-Glass Glass Kit
GPGSMGGK120	117	PW GS All-Glass Glass Kit
GPGSMGGK144	117	PW GS All-Glass Glass Kit
GPGSMGGK72	117	PW GS All-Glass Glass Kit
GPGSMGGK80	117	PW GS All-Glass Glass Kit
GPGSMGGK84	117	PW GS All-Glass Glass Kit
GPGSMGGK96	117	PW GS All-Glass Glass Kit
GPGSMGGKT	151	PW GS All-Glass Frame Kit
GPGSMGL	149	PW GS Corner Unit
GPGSP120V	147	PW GS V-Post
GPGSP135V	147	PW GS V-Post
GPGSP135Y	147	PW GS Y-Post
GPGSPI	147	PW GS In-Line Post
GPGSPL	147	PW GS L-Post
GPGSPT	147	PW GS T-Post
GPGSS2FK108	123	PW GS Two Divided Lite Frame Kit
GPGSS2FK120	123	PW GS Two Divided Lite Frame Kit
GPGSS2FK144	123	PW GS Two Divided Lite Frame Kit
GPGSS2FK72	123	PW GS Two Divided Lite Frame Kit
GPGSS2FK80	123	PW GS Two Divided Lite Frame Kit
GPGSS2FK84	123	PW GS Two Divided Lite Frame Kit
GPGSS2FK96	123	PW GS Two Divided Lite Frame Kit
GPGSS2FKT	152	PW GS All-Glass Frame Kit

Style Number	Page	Description
GPGSS2GK108	125	PW GS Two Divided Lite Glass Kit
GPGSS2GK120	125	PW GS Two Divided Lite Glass Kit
GPGSS2GK144	125	PW GS Two Divided Lite Glass Kit
GPGSS2GK72	125	PW GS Two Divided Lite Glass Kit
GPGSS2GK80	125	PW GS Two Divided Lite Glass Kit
GPGSS2GK84	125	PW GS Two Divided Lite Glass Kit
GPGSS2GK96	125	PW GS Two Divided Lite Glass Kit
GPGSS2GKT	153	PW GS All-Glass Frame Kit
GPGSS2L06	120	PW GS Wall Panel w/ 2 Lites
GPGSS2L08	120	PW GS Wall Panel w/ 2 Lites
GPGSS2L18	120	PW GS Wall Panel w/ 2 Lites
GPGSS2L20	120	PW GS Wall Panel w/ 2 Lites
GPGSS2L24	120	PW GS Wall Panel w/ 2 Lites
GPGSS2L30	120	PW GS Wall Panel w/ 2 Lites
GPGSS2L36	120	PW GS Wall Panel w/ 2 Lites
GPGSS2L40	120	PW GS Wall Panel w/ 2 Lites
GPGSS2L42	120	PW GS Wall Panel w/ 2 Lites
GPGSS2L48	120	PW GS Wall Panel w/ 2 Lites
GPGSS2L60	120	PW GS Wall Panel w/ 2 Lites
GPGSS2LL	149	PW GS Corner Unit
GPGSSC18	129	PW GS Clerestory Wall Panel
GPGSSC20	129	PW GS Clerestory Wall Panel
GPGSSC24	129	PW GS Clerestory Wall Panel
GPGSSC30	129	PW GS Clerestory Wall Panel
GPGSSC36	129	PW GS Clerestory Wall Panel
GPGSSC40	129	PW GS Clerestory Wall Panel
GPGSSC42	129	PW GS Clerestory Wall Panel
GPGSSC48	129	PW GS Clerestory Wall Panel
GPGSSC60	129	PW GS Clerestory Wall Panel
GPGSSG06	113	PW GS All-Glass Wall Panel
GPGSSG08	113	PW GS All-Glass Wall Panel
GPGSSG18	113	PW GS All-Glass Wall Panel
GPGSSG20	113	PW GS All-Glass Wall Panel
GPGSSG24	113	PW GS All-Glass Wall Panel
GPGSSG30	113	PW GS All-Glass Wall Panel
GPGSSG36	113	PW GS All-Glass Wall Panel
GPGSSG40	113	PW GS All-Glass Wall Panel
GPGSSG42	113	PW GS All-Glass Wall Panel
GPGSSG48	113	PW GS All-Glass Wall Panel
GPGSSG60	113	PW GS All-Glass Wall Panel
GPGSSGFK108	115	PW GS All-Glass Frame Kit
GPGSSGFK120	115	PW GS All-Glass Frame Kit
GPGSSGFK144	115	PW GS All-Glass Frame Kit
GPGSSGFK72	115	PW GS All-Glass Frame Kit
GPGSSGFK80	115	PW GS All-Glass Frame Kit
GPGSSGFK84	115	PW GS All-Glass Frame Kit
GPGSSGFK96	115	PW GS All-Glass Frame Kit
GPGSSGFKT	150	PW GS All-Glass Frame Kit
GPGSSGGK108	117	PW GS All-Glass Glass Kit
GPGSSGGK120	117	PW GS All-Glass Glass Kit
GPGSSGGK144	117	PW GS All-Glass Glass Kit
GPGSSGGK72	117	PW GS All-Glass Glass Kit
GPGSSGGK80	117	PW GS All-Glass Glass Kit
GPGSSGGK84	117	PW GS All-Glass Glass Kit
GPGSSGGK96	117	PW GS All-Glass Glass Kit
GPGSSGGKT	151	PW GS All-Glass Frame Kit

Style Number Index, continued

Style Number	Page	Description
GPGSSGL	149	PW GS Corner Unit
GPIA	110	PW I-Line Interface Post
GPJCH	179	PW Chicago & NYC Junction Box
GPLB	169	PW Load Bar
GPLGSBF40	73	PW Butt-Hinged Door Leaf
GPLGSBF40B	73	PW Butt-Hinged Door Leaf
GPLGSBT40	75	PW Butt-Hinged Door Leaf
GPLGSBT40B	75	PW Butt-Hinged Door Leaf
GPLGSPF40	77	PW Pivot-Hinged Door Leaf
GPLGSPF40B	77	PW Pivot-Hinged Door Leaf
GPLGSPF42	81	PW Pivot-Hinged Door Leaf for Cutout
GPLGSPF42B	81	PW Pivot-Hinged Door Leaf for Cutout
GPLGSPT40	79	PW Pivot-Hinged Door Leaf
GPLGSPT40B	79	PW Pivot-Hinged Door Leaf
GPLGSPT42	83	PW Pivot-Hinged Door Leaf for Cutout
GPLGSPT42B	83	PW Pivot-Hinged Door Leaf for Cutout
GPLSPBF76	73	PW Butt-Hinged Door Leaf
GPLSPBT76	75	PW Butt-Hinged Door Leaf
GPLSPPF80	77	PW Pivot-Hinged Door Leaf
GPLSPPT80	79	PW Pivot-Hinged Door Leaf
GPLSSBF40	73	PW Butt-Hinged Door Leaf
GPLSSBT40	75	PW Butt-Hinged Door Leaf
GPLSSPF40	77	PW Pivot-Hinged Door Leaf
GPLSSPF42	81	PW Pivot-Hinged Door Leaf for Cutout
GPLSSPT40	79	PW Pivot-Hinged Door Leaf
GPLSSPT42	83	PW Pivot-Hinged Door Leaf for Cutout
GPMEL	101	PW Mini End
GPMELF	102	PW Mini End
GPMEM	101	PW Mini End
GPMEMF	102	PW Mini End
GPMES	101	PW Mini End
GPMESF	102	PW Mini End
GPP120V	109	PW V-Post
GPP135V	109	PW V-Post
GPP135Y	109	PW Y-Post
GPPBKIT	170	PW Post and Beam Attachment Kit
GPPC	173	PW Cover Plate
GPPDC	173	PW Cover Plate
GPPI	109	PW In-Line Post
GPPL	109	PW L-Post
GPPT	109	PW T-Post
GPPX	109	PW X-Post
GPRCE	173	PW Power/Communication Fillers
GPRTL	159	Cornice Track
GPRTS	159	Cornice Track
GPRTT	159	Cornice Track
GPRTX	159	Cornice Track
GPSAM08	39	Mod Solid Wall Panels with Enhanced Core
GPSAM18	39	Mod Solid Wall Panels with Enhanced Core
GPSAM20	39	Mod Solid Wall Panels with Enhanced Core
GPSAM24	39	Mod Solid Wall Panels with Enhanced Core
GPSAM30	39	Mod Solid Wall Panels with Enhanced Core
GPSAM36	39	Mod Solid Wall Panels with Enhanced Core
GPSAM40	39	Mod Solid Wall Panels with Enhanced Core
GPSAM42	39	Mod Solid Wall Panels with Enhanced Core
GPSAM48	39	Mod Solid Wall Panels with Enhanced Core

Style Number	Page	Description
GPSAS06	39	Mod Solid Wall Panels with Enhanced Core
GPSAS08	39	Mod Solid Wall Panels with Enhanced Core
GPSAS18	39	Solid Wall Panels with Enhanced Core
GPSAS20	39	Solid Wall Panels with Enhanced Core
GPSAS24	39	Solid Wall Panels with Enhanced Core
GPSAS30	39	Solid Wall Panels with Enhanced Core
GPSAS36	39	Solid Wall Panels with Enhanced Core
GPSAS40	39	Solid Wall Panels with Enhanced Core
GPSAS42	39	Solid Wall Panels with Enhanced Core
GPSAS48	39	Solid Wall Panels with Enhanced Core
GPSM08	36	PW Solid Wall Panel
GPSM18	36	PW Solid Wall Panel
GPSM20	36	PW Solid Wall Panel
GPSM24	36	PW Solid Wall Panel
GPSM30	36	PW Solid Wall Panel
GPSM36	36	PW Solid Wall Panel
GPSM40	36	PW Solid Wall Panel
GPSM42	36	PW Solid Wall Panel
GPSM48	36	PW Solid Wall Panel
GPSS06	36	PW Solid Wall Panel
GPSS08	36	PW Solid Wall Panel
GPSS18	36	PW Solid Wall Panel
GPSS20	36	PW Solid Wall Panel
GPSS24	36	PW Solid Wall Panel
GPSS30	36	PW Solid Wall Panel
GPSS36	36	PW Solid Wall Panel
GPSS40	36	PW Solid Wall Panel
GPSS42	36	PW Solid Wall Panel
GPSS48	36	PW Solid Wall Panel
GPSS60	36	PW Solid Wall Panel
GPUFG	171	PPW Universal Floor Gripper
GPWC1	103	PW Wall Channel
GPWC2	103	PW Wall Channel
GPWC4	103	PW Wall Channel
GPWCCP	104	PW Panel End Cut Kit
GPWCCPSK	105	PW End Filler Cut Kit
GPWT	171	PW Wall-Lifting Tools
PFLADPTR	183	Thread Plug Adapter
PFLCNCTR	191	Thread Connector
PFLHUB	184	Thread Power Hub
PFLINFFL	187	Thread Power Track Floor Infeed with Ramps
PFLINFFLV	188	Thread Power Track Floor Infeed with Infills
PFLPWRST	192	Thread Power Strip
PFLTRK	189	Thread Power Track
PFLTRKINF	185	Thread Power Track Infeed
PFLTRKINFV	186	Thread Power Track Wall Infeed with Infills
PFLTRKV	190	Thread Power Track with Infills

Trademark List

- The following are registered trademarks for products of Steelcase Inc. or one of its related corporate entities: 4 o'clock, 900 Series, à la carte, Airtouch, Ally, Amia, Answer, Archipelago, Avenir, Ballet, Bix, Brayton International, Cachet, Canopy, Canto, Chancellor, Coalesse, Confidante, Context, Convene, CopyCam, Criterion, Crushed Can, Currency, dash, Designtex, Details, Detour, Drive, Elective Elements, Ellipse, Ember Chrome, Emerge, E-Table 2, FYI, Garland, Gentry, Ginkgo Biloba, Groupwork, Ideo, Jacket, Jenny, Jersey, Kart, Kick, LaCosta, Leap, Let's B, LiveBack, Max-Stacker, media:scape, Metro, Migrations, Mitra, Montage, Nurture, Oriana, Parade, Pathways, PCT, Permiso, Player, Portal, Power Pincher, Progeny, Protégé, R2, Rally, Relevant, Reply, Rizzi Arc, Sensor, Series 9000, Siento, Sieste, Sine, Softcare, Springboard, Steelcase, Steelcase Design Partnership, Stella, Stow Davis, Swathmore, Sylvi, TeamWork, Technique, Texpress, Think, Thunder, Topo, Train, turnstone, Underline, Unison, Vecta, Viridian, Walden, Wernld, and X-Stack.
- The following registered trademarks are under license from AWI Licensing Company, Dover, DE: SoundScapes, DuraBrite, BioBlock, and Armstrong.
- The following registered trademarks are under license from Byrne Electrical, Rockford, MI: Interport, Mini-Port, Axil Z, and Ellora.
- The following is a registered trademark of DuPont, Wilmington, DE: Corian.
- The following is a registered trademark of Genlyte Thomas Company, Louisville, KY: Lightolier.
- The following is a registered trademark of Hilti Corporation, FL-9494 Schaan, Principality of Liechtenstein: Hilti.
- The following is a registered trademark of Leviton Manufacturing Company, Little Neck, NY: Decora.
- The following is a registered trademark of Mechanical Plastics Corp, Elmsford, NY: Toggler.
- The following is a registered trademark of Microsoft Corporation, Redmond, WA: Microsoft.
- The following is a registered trademark of Panduit Corporation, Lockport, IL: Panduit.
- The following is a registered trademark of Trav (Press), Cuneo, Italy: Assisa.
- The following is a registered trademark of Virtual Ink, Boston, MA: mimioActive.
- The following registered trademarks are under license from Wilkhahn Furniture Products: Avera, Senzo, Versal, and Wilkhahn FS.

- The following is a registered trademark of Wilsonart International, Temple, TX: Chemsurf.
- The following is a registered trademark of Wiremold, West Hartford, CT: Wiremold.
- The following is a registered trademark of EMU Group S.P.A., Perugia, Italy: Emu.
- The following is a registered trademark of Security People, Inc.: Digilock.
- The following are trademarks for products of Steelcase Inc. or one of its related corporate entities: Access, Active/Passive Shelf, Ainsley, Akira, Alcove, Alerion, Alight, Amaris, American Elect, American Tradition, ap40, Arbor, Arriva, Asana, Ascot, Aspekt, Astor, Await, Bassline, B-Free, Bira, Bivi, Bixby, Bottomline, Brody, Brook, Buoy, Burton, c:scape, Calla, Calm, Camber, Campfire, Capa, Cappuccino, Cesar, Chester, Chord, Circa, Clarendon, Classic Rectangular, Clipper, cobì, Collaboration, Community, Company, Convey, Cortex, Coupe, Crea, Crew, Cura, Cypress, Davenport, Dearborn, Deck, Déjà, Denizen, Denska, Derby, Divisio, Donovan, Dune, Duo, Echo, Edge, Elsna, Empath, Empress, Enea, ēno, EnSync, Enviro, Escapade, Exchange, Exponents, Field, Flat Top, FlexFrame, Flip Top, Flute, Folio, FrameOne, FreeFlow, Frontier, Galliei, Gesture, Ginger, Ginkgo, Go Wall, Grip, Groove, Hatchback, Hawthorne, Hitch, Host Collection, Hosu, Huddleboard, i2i, Impact, Indy, InfoLink, IOS, I-Solve, Jack, Jarrah, Jetty, Juice, Kami, Kast, Kathryn, Lagunitas, Lark, L'Attitude, LearnLab, Leela, LessThanFive, Lincoln, Linden, LiveSeat, Loria, Lyric, Malibu, Malibu Too, Mansfield, Marathon, Martini, Mason, Masque, Migration, Millbrae, Mineral, Mingle, Mystic, Mystic Metal, Mystic Wood, Montara650, Montreal, Move, Nadia, Neighbor, nesso, Nickel, Nikko, Nod, Node, Norfolk, Ology, Ontrak, Oom, Opus, Orchid, Outlook Collection, Ovation, Paloma, Paperflo, Parliament, Pasio, Passerelle, Patriarch, Payback, Peek, Pile File, Pisa, Pool, Potrero415, PUCK, QiVi, Quba, Rave, Reed, Regard, Relay, Reunion, Ripple, Riser, Roam, Rocco, Rocky, RoomWizard, Runner, Satellite, Sawyer, ScapeSeries, Senti, Sentinel, Senza, Sequoia, Session, ShareLink, Shield, Shortcut, Sidewalk, SILQ, Skylar, Slumber, Smoke, Snug, Soft Leaf, Sonata, Sorrel, SOTO, Southside, Stationkits, Steelcase Series, Stiletto, Surprise!, Surround, Switch, Symphony, Sync, TagWizard, Tava, TeamStudio, TeamTheater, Tenaro, Terrazzo, Theorem, Thread, Topaz, Touchdown, Tour, Tower Too, Trees, Trillium, Trolley, tX2, U-Free, Umami, Underscore, Uno, V.I.A., Verb, Verge, Verlay, Victor2, Visalia, Waldorf, Woodruff, Workspring, and X-tenz.
- The following is a trademark of Microsoft Corporation, Redmond, WA: Windows.
- The following is a trademark of Rodman Industries, Inc., Oconomowoc, WI: ResinCore1.
- The following is a trademark of Ultrafabrics, LLC, Elmsford, NY: Ultraleather.

- The following trademarks are under license from Wilkhahn Furniture products: Cana, Linus, Logon, Picto, Range, Stitz, Thema, Timetable, and Tubis.
- The following trademark is used under license from Cradle to Cradle Products Innovation Institute, Oakland, CA: Cradle to Cradle Certified.
- The following trademarks are under license from Walter Knoll: Andoo, Bob, Lazlo, Lox, Ribbon, and Together.
- The following trademarks are under license from PP Möbler: Bar and Flag Halyard.
- The following trademarks are under license from Viccarbe: Davos, Holy Day, Last Minute, RS, Sistema, and Wrapp.
- The following trademarks are under license from Carl Hansen: Elbow, Paddle, Shell, Wing, and Wishbone.
- The following trademarks are under license from Cambridge Sound Management, LLC, Cambridge, MA: QtPro Soundmasking, Qt Quiet Technology, and Sonet Qt.
- The following is a trademark of Electri-Cable Assemblies, Shelton, CT: Interact.
- The following is a trademark of Clestra Hauserman: IRYS.
- The following is a trademark of Wiesner-Hager Möbel GmbH: Nooi.
- The following are trademarks of PolyVision: a³, e³, Flow, Motif, PolyVision, Sans, and Serif.
- The following is a trademark of Bostock Company, Inc: SnapCab.
- The following is a trademark of Williams-Sonoma, Inc: West Elm.
- The following is a trademark of Elena Marquina Testor: nanimarquina.
- The following is a trademark of Forbo International SA: Forbo.

Trademarks used here in are the property of Steelcase, Inc. or of their respective owners.