

---

# FrameOne, c:scape, and Storage

## Volume 2b

<b>Terms and Conditions</b>	<b>2</b>
<b>Sample Order Form</b>	<b>10</b>
<b>Participating Steelcase Dealers</b>	<b>12</b>
<b>Steelcase Showrooms and Manufacturing Locations</b>	<b>17</b>

<b>Product Information</b>	
FrameOne (SIN 711.2)	<b>19</b>
c:scape (SIN 711.2)	<b>131</b>
TS Series Storage (SIN 711.1)	<b>225</b>
Storage (SIN 711.1/711.3)	<b>259</b>

<b>Resources</b>	<b>457</b>
Style Number Index	<b>458</b>

► For a list of all trademarks, refer to the last page of this specification guide.

---

# Terms and Conditions

## Customer Information

**For more information, please contact your participating Steelcase GSA dealer.**

**For more information, please contact your participating Steelcase GSA dealer.**

**For more information, please contact your participating Steelcase GSA dealer.**

**For more information, please contact your participating Steelcase GSA dealer.**

**For more information, please contact your participating Steelcase GSA dealer.**

**For more information, please contact your participating Steelcase GSA dealer.**

**For more information, please contact your participating Steelcase GSA dealer.**



**For more information, please contact your participating Steelcase GSA dealer.**

# Sample Order Form

## Sample Order Form

<b>ORDER FOR SUPPLIES OR SERVICES</b>			PAGE	OF	PAGES
IMPORTANT: Mark all packages and papers with contract and/or order numbers.					
DATE OF ORDER <b>1</b> 6-1-04	CONTRACT NO. (If any) <b>2</b> GS-27F-0014V	ORDER NO. <b>3</b> 10 - 000	REQUISITION/REFERENCE NO.		
ISSUING OFFICE (Address correspondence to) <b>4</b> GSA 1 Town Street City, State, Zip Name and Telephone Number		SHIP TO: (Consignee and address, ZIP Code) <b>5</b> GSA 2 Town Street City, State, Zip Name and Telephone Number			
TO: CONTRACTOR (Name, address and ZIP Code) <b>6</b> Steelcase Inc. c/o Participating Dealer 901 44th Street, SE Grand Rapids, MI 49508 Attn: Solutions Fullfillment Team CH-2W-SS (GSA)		Cage Code: 39880		TYPE OF ORDER <input type="checkbox"/> A. PURCHASE — Reference your _____  Please furnish the following on the terms and conditions specified on both sides of this order and on the attached sheets, if any, including delivery as indicated. This purchase is negotiated under authority of:  <input type="checkbox"/> B. DELIVERY — Except for billing instructions on the reverse, this delivery order is subject to instructions contained on this side only of this form and is issued subject to the terms and conditions of the above-numbered contract.	
ACCOUNTING AND APPROPRIATION DATA			REQUISITIONING OFFICE		
			BUSINESS CLASSIFICATION (Check appropriate box(es)) <b>20</b> <input type="checkbox"/> SMALL <input checked="" type="checkbox"/> OTHER THAN SMALL <input type="checkbox"/> DIS-ADVANTAGED <input type="checkbox"/> WOMEN-OWNED		
FCA DESTINATION <b>7</b>		GOVERNMENT NO.	DELIVER TO FCA DESTINATION ON OR BEFORE (Date) <b>8</b> ARO date	DISCOUNT TERMS <b>9</b> Net 30 days	
PLACE OF INSPECTION AND ACCEPTANCE					

(See reverse for Rejections)

ITEM NO. (A)	SUPPLIES OR SERVICES (B)	QUANTITY ORDERED (C)	UNIT (D)	UNIT PRICE (E)	AMOUNT (F)	QUANTITY ACCEPTED (G)
1	<b>10</b> One lot of Steelcase Office Furniture: See attached specifications	<b>13</b> 1		<b>14</b> \$000	<b>15</b> \$000	
2	<b>11</b> Design: \$55.41/hour	2	hrs	\$000	\$000	
3	<b>12</b> Installation	1		\$000	\$000	
SEE BILLING INSTRUCTIONS ON REVERSE		SHIPPING POINT		GROSS SHIPPING WEIGHT		INVOICE NO.
		MAIL INVOICE TO: (Include ZIP Code) <b>17</b> GSA, 3 Town Street, City, State, Zip				<b>16</b> \$000
UNITED STATES OF AMERICA BY (Signature) <b>18</b> Contracting Officer signature and telephone no.			NAME (Typed) <b>19</b> John Doe, Department Manager TITLE: CONTRACTING/ORDERING OFFICER			
				(H) TOT. (Cont. pages) ◀		(I) GRAND TOTAL ◀

NSN 7540\_01\_152\_8083

50347-101

OPTIONAL FORM 347 (10-83)  
Prescribed by GSA  
FAR (48 CFR) 53.213 (e)

- 1 Order date
- 2 Contract number
- 3 Order number
- 4 Issuing office: Requester name and telephone number
- 5 Shipping address: Contact name and telephone number
- 6 Contractor:  
**Steelcase Inc.**  
**c/o Participating Dealer**  
**901 - 44th Street, S.E.**  
**Grand Rapids, MI 49508**  
**Attn: Solutions Fulfillment Team**
- 7 FCA destination
- 8 ARO date (After Receipt of Order)
- 9 Terms: Net 30 days
- 10 Complete product description, including SIN number, style number, all applicable surface materials.
- 11 Separate line for design
- 12 Separate line for installation
- 13 Quantity ordered
- 14 Individual unit price
- 15 Amount (quantity x unit price)
- 16 Total cost
- 17 Invoice address
- 18 Authorized contracting officer signature and telephone number
- 19 Authorized contracting officer name and title (typed)
- 20 Steelcase is the seller of record and is not registered as "small," "disadvantaged," or "woman-owned." If one of these boxes is checked in error, a modification will be required.

**Please note on order** that all invoice payments must be sent to:

Steelcase Inc.  
62087 Collection Center Dr.  
Chicago, IL 60693-0620

**Storage and Delays**

(Open Market) In the event that the site is not accessible, or safe and adequate storage space is not available during installation, the furnishings will be stored until delivery or installation can be accomplished. Pricing for storage will be negotiated on a project-by-project basis. Invoices will be sent to the local government purchasing facility upon delivery of the furniture to a designated storage facility. Steelcase shall provide notice to the Government purchasing facility that the furnishings are available for inspection by the Government at the Storage facility. Upon this notice, the Government, or representative for the Government, must inspect and accept the furniture prior to payment of any invoice. The inspection and acceptance must be completed within reasonable time frame agreed upon by both parties. Payment will be made by the Government 30 days after acceptance of the furniture.

# Participating Steelcase Dealers

## Alabama

Dekalb Office of Alabama  
2901 Second Ave South  
Birmingham, AL 35233  
Phone: (205) 933-9100

Kyser OfficeWorks Inc.  
2400 Spruce Street  
Montgomery, AL 36107-3150  
Phone: (334) 834-9400  
Fax: (334) 262-0701

OEC Business Interiors  
104 East I-65 Service Road North  
Mobile, AL 36607-2501  
Phone: (251) 471-3368  
Fax: (251) 471-0019

Office Interiors by OSCO  
1300 Meridian Street  
Suite 203  
Huntsville, AL 35801  
Phone: (256) 604-5696  
Fax: (256) 604-5699

OSCO Inc.  
229 Grant Street SE  
Decatur, AL 35601-2511  
Phone: (256) 340-5100  
Fax: (256) 340-5108

## Alaska

Capital Office Systems  
1120 East 35th Avenue  
Anchorage, AK 99508-4257  
Phone: (907) 777-1500  
Fax: (907) 777-1515

Capital Office Systems  
3201 Industrial Avenue  
Fairbanks, AK 99701-7370  
Phone: (907) 456-3946  
Fax: (907) 452-6257

Capital Office Systems  
3143 Channel Drive  
Juneau, AK 99801-7214  
Phone: (907) 780-3636  
Fax: (907) 780-2290

## Arizona

Atmosphere Commercial Interiors  
815 North Central Avenue  
Phoenix, AZ 85004  
Phone: (602) 252-6971

Atmosphere Commercial Interiors  
Suite 100  
88 East Broadway Boulevard  
Tucson, Arizona 85701-1720  
Phone: (520) 792-4200

Atmosphere Commercial Interiors  
Suite 100  
88 East Broadway Boulevard  
Tucson, Arizona 85701-1720  
Phone: (520) 792-4200  
Fax: (540) 791-9568

## Arkansas

ImageWorks  
Suite B  
1424 North Shackelford  
Little Rock, AR 72211  
Phone: (501) 944-7501

Today's Office Inc.  
717 West 7th Street  
Little Rock, AR 72201-4044  
Phone: (501) 375-5050  
Fax: (501) 375-1350

Today's Office Inc.  
3157 West Sunset Avenue  
Springdale, AR 72762-4945  
Phone: (479) 751-5861  
Fax: (479) 756-2233

## California

BKM Office Environments  
816 Via Alondra  
Camarillo, CA 93012  
Phone: (877) 256-1256  
Fax: (805) 339-9032

BKM San Diego  
Suite 100  
9201 Spectrum Center Blvd.  
San Diego, CA 92123-1407  
Phone: (858) 569-4700  
Fax: (858) 277-8931

One Workplace L. Ferrari  
2500 De La Cruz Blvd.  
Santa Clara, CA 95050  
Phone: (669) 800-2500  
Fax: (669) 800-2501

One Workplace L. Ferrari  
7220 Edgewater Drive  
Oakland, CA 94621  
Phone: (510) 729-7800  
Fax: (510) 729-7801

One Workplace L. Ferrari  
475 Brannan Street  
San Francisco, CA 94107-1731  
Phone: (415) 357-2200  
Fax: (415) 357-2201

Peninsula Business Interiors  
325 Main Street  
Salinas, CA 93901-2705  
Phone: (831) 757-4107  
Fax: (831) 757-1339

Tangram Interiors  
Suite 102  
4057 W Shaw Ave  
Fresno, CA 93722-6212  
Phone: (559) 275-7070  
Fax: (559) 275-7080

Tangram Interiors  
Suite 100  
2850 South Red Hill Avenue  
Santa Ana, CA 92705-5532  
Phone: (949) 955-6700  
Fax: (949) 955-6799

Tangram Interiors  
9200 Sorensen Avenue  
Santa Fe Springs, CA 90670-2645  
Phone: (562) 365-5000  
Fax: (562) 365-5399

United Corporate Furnishings  
1780 North Market Blvd.  
Sacramento, CA 95834-1997  
Phone: (916) 553-5900  
Fax: (916) 553-5800

## Colorado

Office Outfitters & Planners Inc.  
749 Main Street  
Grand Junction, CO 81501-3535  
Phone: (970) 245-6300  
Fax: (970) 245-6301

OfficeScapes  
2506 Zeppelin Rd  
Colorado Springs, CO 80916  
Phone: (719) 574-1113  
Fax: (719) 574-1133

OfficeScapes  
9900 East 51st Avenue  
Denver, CO 80238-2430  
Phone: (303) 574-1115  
Fax: (303) 574-1116

OfficeScapes  
Suite 180  
4812 McMurry Avenue  
Fort Collins, CO 80525-6222  
Phone: (970) 223-5959  
Fax: (970) 223-5858

## Connecticut

Red Thread  
300 East River Drive  
East Hartford, CT 06108-4205  
Phone: (860) 528-9981  
Fax: (860) 528-1843

Red Thread  
488 Wheelers Farm Rd.  
Milford, CT 06461  
Phone: (203) 874-7754  
Fax: (203) 876-7915

Red Thread  
700 Canal St 3rd Fl  
Stamford, CT 06902  
Phone: (860) 528-9981

Red Thread  
40 Main Street  
Torrington, CT 06790  
Phone: (860) 482-2679  
Fax: (860) 482-3590

## Delaware

Corporate Interiors Inc.  
223 Lisa Drive  
New Castle, DE 19720-4193  
Phone: (302) 323-9100  
Fax: (302) 323-9251

## Florida

American Business Interiors  
215 Waverly Place  
Melbourne, FL 32901-5444  
Phone: (321) 723-5003  
Fax: (321) 984-4221

Empire Office  
Suite 140  
2 Oakwood Boulevard  
Hollywood, FL 33020  
Phone: (954) 707-6200

Empire Office  
South Florida  
3201 Commerce Parkway  
Miramar, FL 33025-3908  
Phone: (954) 435-7300  
Fax: (954) 435-7212

Empire Office  
Suite 17  
2315 Lynx Lane  
Orlando, FL 32804  
Phone: (407) 628-2400

Empire Office  
5112 West Linebaugh Avenue  
Tampa, FL 33624  
Phone: (813) 418-3300

Empire Office  
Suite 2  
7830 Byron Drive  
West Palm Beach, FL 33404-3332  
Phone: (561) 840-8600  
Fax: (561) 840-1873

Leitz & Reed Office Products  
1119 Florida Avenue  
Lynn Haven, FL 32444-4622  
Phone: (850) 271-2600  
Fax: (850) 271-0076

OEC Business Interiors  
1601 NW 80th Boulevard  
Gainesville, FL 32606-9140  
Phone: (352) 332-1192  
Fax: (352) 333-8002

· OEC Business Interiors  
· 2393 SW College Road  
· Ocala, FL 34474-1661  
· Phone: (352) 620-2888  
· Fax: (352) 620-2891

· OEC Business Interiors  
· 6254 North W Street  
· Pensacola, FL 32503-2746  
· Phone: (850) 438-1100  
· Fax: (850) 432-0003

· Office Furniture & Design Concepts  
· 11866 Metro Parkway  
· Ft. Myers, FL 33966-1307  
· Phone: (239) 337-1212  
· Fax: (239) 337-4910

· Perdue Office Interiors  
· Suite 100  
· 5 W Forsyth  
· Jacksonville, FL 32256-7440  
· Phone: (904) 737-5858  
· Fax: (904) 737-6088

· Perdue Office Interiors  
· Suite C7  
· 1516 Capital Circle SE  
· Tallahassee, FL 32301  
· Phone: (850) 383-4225

## Georgia

· Advent Business Interiors  
· 1318 U.S. HWY 82 West  
· Leesburg, GA 31721  
· Phone: (229) 439-7418  
· Fax: (229) 435-1279

· Advent Business Interiors  
· 110 West Macon Park Dr.  
· Macon, GA 31210  
· Phone: (478) 471-0600

· DeKalb Office Environments  
· 1320 Ridgeland Parkway  
· Alpharetta, GA 30004-8442  
· Phone: (770) 360-0200  
· Fax: (770) 360-0305

· McWaters Inc.  
· 3708 Benchmark Drive  
· Augusta, GA 30907  
· Phone: (706) 396-5400  
· Fax: (706) 396-5401

· McWaters Inc.  
· 117 Prosperity Drive  
· Savannah, GA 31408-9551  
· Phone: (912) 352-9000  
· Fax: (912) 352-2034

## Hawaii

· Interior Showplace Ltd.  
· 956 Queen Street  
· Honolulu, HI 96814-4118  
· Phone: (808) 593-8420  
· Fax: (808) 591-8324

## Idaho

· Porter's Office Products  
· 435 West Center Street  
· Pocatello, ID 83204-3241  
· Phone: (208) 232-1233  
· Fax: (208) 232-8759

· Porter's Office Products  
· 1050 North 2nd East  
· Rexburg, ID 83440-5127  
· Phone: (208) 356-4616  
· Fax: (208) 356-8901

· Office Environment Company  
· 623 South Americana Blvd.  
· Boise, ID 83702-5120  
· Phone: (208) 385-0507  
· Fax: (208) 385-9392

## Illinois

· A. Pomerantz  
· Suite 940  
· 222 Merchandise Mart Plaza  
· Chicago, IL 60654-1223  
· Phone: (312) 929-3335  
· Fax: (312) 929-3311

· Atmosphere Commercial Interiors  
· 801 North Perryville Road  
· Rockford, IL 61107  
· Phone: (815) 398-3300

· Egyptian Business Furniture  
· 129 West Main Street  
· Belleville, IL 62220-1501  
· Phone: (618) 234-2323  
· Fax: (618) 236-3295

· Interiors for Business Inc.  
· 409 N River Street  
· Batavia, IL 60510-2359  
· Phone: (630) 761-1070  
· Fax: (630) 761-1065

· Lincoln Office  
· 205 Eastgate Drive  
· Washington, IL 61571-9238  
· Phone: (309) 427-2500  
· Fax: (309) 427-2625

· Forward Space  
· Suite 614  
· 222 Merchandise Mart Plaza  
· Chicago, IL 60654-1223  
· Phone: (312) 563-5206

· Forward Space  
· 1142 N North Branch Street  
· Chicago, IL 60642  
· Phone: (312) 942-1100  
· Fax: (312) 942-9840

· Forward Space  
· 13820 West Business Center Drive  
· Lake Forest, IL 60045-1181  
· Phone: (847) 573-8890  
· Fax: (847) 573-8891

· Forward Space  
· Suite 150  
· 1111 West 22nd Street  
· Oak Brook, IL 60523  
· Phone: (312) 563-5206

## Indiana

· Business Furnishings LLC  
· 4102 Meghan Beeler Court  
· South Bend, IN 46628  
· Phone: (574) 243-3255  
· Fax: (574) 243-3266

· Business Furniture LLC  
· 6102 Victory Way  
· Indianapolis, IN 46278-2934  
· Phone: (317) 216-1600  
· Fax: (317) 216-1601

· Corporate Design Inc.  
· Suite 400  
· 1419 West Lloyd Expressway  
· Evansville, IN 47710-1002  
· Phone: (812) 422-3000  
· Fax: (812) 422-3413

· Lincoln Office  
· 1200 Arrowhead Court  
· Crown Point, IN 46307-8222  
· Phone: (219) 662-2777  
· Fax: (219) 662-7770

## Iowa

· Lincoln Office  
· 1026 Mound St  
· Davenport, IA 52803  
· Phone: (563) 322-5660

· Tallgrass Business Resources  
· Highway 6 West  
· 218 Second Street  
· Coralville, IA 52241-2608  
· Phone: (319) 338-3135  
· Fax: (319) 338-7484

· Workspace Inc.  
· 309 Locust Street  
· Des Moines, IA 50309-1788  
· Phone: (515) 288-7090  
· Fax: (515) 288-0250

## Kansas

· Design Central Inc.  
· 152 South 5th Street  
· Salina, KS 67401  
· Phone: (785) 825-4131  
· Fax: (785) 825-4778

· Scott Rice Office Interiors  
· 224 East Douglas  
· Wichita, KS 67211-1640  
· Phone: (316) 269-2700  
· Fax: (316) 269-3527

· Scott Rice Office Works  
· 14720 West 105th Street  
· Lenexa, KS 66215-4414  
· Phone: (913) 888-7600  
· Fax: (913) 227-7793

## Kentucky

· Office Resources Inc.  
· 530 Corvette Drive  
· Bowling Green, KY 42101-7132  
· Phone: (270) 781-5858  
· Fax: (270) 781-5884

· Office Resources Inc.  
· 101 Bradley Drive  
· Nicholasville, KY 40356-9121  
· Phone: (859) 885-6161  
· Fax: (859) 885-9610

· Office Resources Inc.  
· 816 East Broadway  
· Louisville, KY 40204-1053  
· Phone: (502) 589-8400  
· Fax: (502) 589-8408

## Louisiana

· Frost-Barber Inc.  
· 9322 Interline Avenue  
· Baton Rouge, LA 70809-1966  
· Phone: (225) 926-5000  
· Fax: (225) 926-5011

· Workplace Solutions  
· 401 St. Joseph Street.  
· New Orleans, LA 70130  
· Phone: (504) 522-9558  
· Fax: (504) 522-7070

## Maine

· Red Thread  
· One City Center  
· Portland, ME 04101  
· Phone: (207) 774-4900  
· Fax: (207) 774-8155

## Maryland

· Arbee Associates  
· 6311 Ammendale Road  
· Beltsville, MD 20705-1249  
· Phone: (410) 385-5180  
· Fax: (410) 385-5199

· Arbee Associates  
· 9300 Gaither Road  
· Gaithersburg, MD 20877  
· Phone: (301) 963-3900  
· Fax: (301) 977-1734

· Dancker, Sellow & Douglas Inc.  
· Suite 309  
· 509 Exeter Street  
· Baltimore, MD 21202  
· Phone: (301) 671-2541  
· Fax: (301) 797-1504

## Participating Steelcase Dealers, continued

Dancker, Sellaw & Douglas Inc.  
9200 Alaking Court  
Suite 100  
Capitol Heights, MD 20743  
Phone: (301) 350-8700  
Fax: (301) 350-9393

### Massachusetts

Red Thread  
Suite 600  
101 Seaport Blvd.  
Boston, MA 02210-1838  
Phone: (617) 439-4900  
Fax: (617) 439-4131

Red Thread  
Suite 150  
293 Boston Post Road West  
Marlborough, MA 01752-4615  
Phone: (508) 449-6550  
Fax: (508) 449-6570

Red Thread  
Suite 1108  
1350 Main Street  
Springfield, MA 01103  
Phone: (413) 736-1802

Red Thread  
100 Fordham Road  
Wilmington, MA 01887  
Phone: (978) 658-3900  
Fax: (978) 694-4107

### Michigan

Custer Office Environments Inc.  
2435 Plaza Drive  
Benton Harbor, MI 49022-2229  
Phone: (616) 926-8719  
Fax: (616) 926-9482

Custer Office Environments Inc.  
217 Grandville Ave SW  
Grand Rapids, MI 49503-4013  
Phone: (616) 458-6322  
Fax: (616) 458-1117

Custer Office Environments Inc.  
5737 East Cork Street  
Kalamazoo, MI 49048-9668  
Phone: (269) 342-3919  
Fax: (269) 342-3923

Custer Office Environments  
442 East Michigan  
Marquette, MI 49885  
Phone: (906) 226-1161  
Fax: (906) 226-1164

Custer Office Environments  
120 East Front Street  
Traverse City, MI 49684  
Phone: (616) 402-8489

NBS  
701 Salzburg Avenue  
Bay City, MI 48706-5390  
Phone: (989) 895-8574  
Fax: (989) 895-8545

NBS  
5133 West Grand River Avenue  
Lansing, MI 48906-9117  
Phone: (517) 886-0072  
Fax: (517) 886-0014

NBS  
2595 Bellingham Drive  
Troy, MI 48083-2036  
Phone: (248) 823-5400  
Fax: (248) 823-5401

### Minnesota

Atmosphere Commercial Interiors  
Suite 350  
81 South 9th Street  
Minneapolis, MN 55402-3226  
Phone: (612) 343-0868  
Fax: (612) 332-5733

Burgher Office Equipment Company  
101 East Chestnut Street  
Virginia, MN 55792-2512  
Phone: (218) 749-2661  
Fax: (218) 749-2662

Duluth Typewriter & Business Furniture  
30 N 3rd. Ave W  
Duluth, MN 55802-1607  
Phone: (218) 722-5811  
Fax: (218) 722-4876

General Office Products Company  
4521 Highway 7  
Minneapolis, MN 55416-4098  
Phone: (952) 925-7500  
Fax: (952) 925-7531

### Mississippi

Workplace Solutions  
251 West South Street  
Jackson, MS 39203-3636  
Phone: (601) 354-4960  
Fax: (601) 353-6231

Workplace Solutions  
2207 5th Street  
Meridian, MS 38652  
Phone: (601) 484-7279

Workplace Solutions  
520 Main Street  
Natchez, MS 39120  
Phone: (601) 442-1494  
Fax: (601) 442-0457

Workplace Solutions  
718 West Bankhead St.  
New Albany, MS 38652  
Phone: (662) 534-0882  
Fax: (662) 534-5753

OEC Business Interiors  
12199 Highway 49 N.  
Suite 300  
Gulfport, MS 39503-3167  
Phone: (228) 539-9575  
Fax: (228) 539-9566

### Missouri

Color-Art Integrated Interiors  
1325 North Warson Road  
Saint Louis, MO 63132-1807  
Phone: (314) 432-3000  
Fax: (314) 993-2752

Marathon Office Interiors  
1715 Paris Road  
Columbia, MO 65201-5571  
Phone: (573) 875-7115  
Fax: (573) 875-7116

### Montana

KR Office Interiors  
119 North 7th Avenue  
Bozeman, MT 59715  
Phone: (406) 587-3775  
Fax: (406) 587-4636

KR Office Interiors  
1710 North Montana Avenue  
Helena, MT 59601  
Phone: (406) 513-1004  
Fax: (406) 513-1006

Missoula's Office City  
115 West Broadway Street  
Missoula, MT 59802-4217  
Phone: (406) 543-7171  
Fax: (406) 543-4254

Peterson's Quality Office Equipment  
502 North 32nd Street  
Billings, MT 59101-6003  
Phone: (406) 245-5151  
Fax: (406) 245-7516

Western Office Equipment  
317 2nd Street South  
Great Falls, MT 59405-1802  
Phone: (406) 761-7473  
Fax: (406) 761-0245

### Nebraska

Eakes Office Plus  
2911 13th Street  
Columbus, NE 68601-4829  
Phone: (402) 564-2679  
Fax: (402) 564-0295

Eakes Office Plus  
Suite 201  
2630 North Yager Road  
Fremont, NE 68025-7800  
Phone: (402) 941-5001  
Fax: (402) 941-5002

Eakes Office Plus  
617 West Third Street  
Grand Island, NE 68801-5946  
Phone: (308) 382-8026  
Fax: (308) 382-7401

Eakes Office Plus  
839 West Second Street  
Hastings, NE 68901-5099  
Phone: (402) 463-2537  
Fax: (402) 463-6802

Eakes Office Plus  
2401 Avenue A  
Kearney, NE 68847-5498  
Phone: (308) 234-2538  
Fax: (308) 234-2540

Eakes Office Plus  
110 N 35th Street  
Lincoln, NE 68503  
Phone: (402) 438-6700  
Fax: (402) 438-6701

Eakes Office Plus  
1803 North 6th Street  
Beatrice, NE 68310  
Phone: (402) 228-7202  
Fax: (402) 228-0262

Eakes Office Plus  
120 Norris Avenue  
McCook, NE 69001  
Phone: (308) 345-5447  
Fax: (308) 345-5237

Eakes Office Plus  
510 W. 13th Street  
Souix City, NE 68776  
Phone: (402) 412-2334

Eakes Office Plus  
201 South 1st Street  
Norfolk, NE 68701-5303  
Phone: (402) 371-4181  
Fax: (402) 371-5139

Eakes Office Plus  
520 North Vine Street  
North Platte, NE 69101-3954  
Phone: (308) 534-7800  
Fax: (308) 534-3936

Eakes Office Plus  
710 North Lincoln Ave.  
York, NE 68467  
Phone: (402) 362-5442  
Fax: (402) 362-7530

Sheppard's Business Interiors Inc.  
725 South 72nd Street  
Omaha, NE 68114-4665  
Phone: (402) 393-8888  
Fax: (402) 393-0113

**Nevada**

Machabee Office Environments  
6435 Sunset Corporate Drive  
Las Vegas, NV 89120-2798  
Phone: (702) 263-8800  
Fax: (702) 263-8801

Machabee Office Environments  
1335 Greg Parkway #101  
Sparks, NV 89431  
Phone: (775) 329-3145  
Fax: (775) 786-5710

**New Hampshire**

Red Thread  
Suite 103  
650 Elm Street  
Manchester, NH 03101-1160  
Phone: (603) 668-5511  
Fax: (603) 668-6851

**New Jersey**

Arbee Associates  
1531 South Washington Avenue  
Piscataway, NJ 08854-3815  
Phone: (732) 424-3900  
Fax: (732) 752-6034

Concepts Office Furnishings  
280 North Midland Avenue  
Building J  
Saddle Brook, NJ 07663-5708  
Phone: (201) 727-9110  
Fax: (201) 727-9112

Dancker, Sellow, and Douglas  
291 Evans Way  
Somerville, NJ 08876-3766  
Phone: (908) 231-1600  
Fax: (908) 231-6469

W.S. Goff Company Inc.  
5104 Oakland Blvd.  
Mays Landing, NJ 08330-2016  
Phone: (609) 625-5600  
Fax: (609) 625-5633

**New Mexico**

Business Environments  
5351 Wilshire Avenue, N.E.  
Albuquerque, NM 87113-1834  
Phone: (505) 888-4400  
Fax: (505) 889-9146

**New York**

AFD Contract Furniture Inc  
810 7th Avenue  
New York, NY 10019  
Phone: (212) 721-7100  
Fax: (212) 721-7175

Merkel-Donohue  
1 Interstate Avenue  
Albany, NY 12205  
Phone: (518) 273-9359  
Fax: (518) 272-1552

Empire Office Inc.  
105 Madison Avenue  
New York, NY 10016-8810  
Phone: (212) 607-5500  
Fax: (212) 607-5654

Merkel-Donohue  
1349 University Avenue Suite 2  
Rochester, NY 14607  
Phone: (585) 325-7696  
Fax: (585) 325-3065

Prentice Office Environments  
472 Franklin Street  
Buffalo, NY 14202-1302  
Phone: (716) 884-8452  
Fax: (716) 884-0894

Stevens Office Interiors  
6804 Manlius Center Road  
East Syracuse, NY 13057-3902  
Phone: (315) 479-5595  
Fax: (315) 428-1688

Waldner's Business Environments  
125 Route 110  
Farmingdale, NY 11735-4864  
Phone: (631) 844-9300  
Fax: (631) 694-3503

Waldner's Business Environments  
215 Lexington Avenue, 9th Floor  
New York, NY 10016-6023  
Phone: (212) 696-7500  
Fax: (212) 696-7699

Waldner's Business Environments  
411 Theodore Fremd Avenue  
3rd Floor, South Building  
Rye, NY 10580-1410  
Phone: (914) 921-8500  
Fax: (914) 921-0991

**North Carolina**

Office Environments Inc.  
11407 Granite Street  
Charlotte, NC 28273-6429  
Phone: (704) 714-7200  
Fax: (704) 714-7400

Young Office Environments  
of Asheville Inc.  
71 Thompson St  
Asheville, NC 28803-2328  
Phone: (888) 202-0508  
Fax: (828) 505-1974

Storr Office Environments Inc.  
496 Gallimore Dairy Road  
Greensboro, NC 27409-9202  
Phone: (336) 217-4500  
Fax: (336) 217-4501

Storr Office Environments Inc.  
10800 World Trade Blvd.  
Raleigh, NC 27617-4200  
Phone: (919) 313-3700  
Fax: (919) 313-3701

Williams Office Environments Inc.  
407 Ray Avenue  
Fayetteville, NC 28301-4915  
Phone: (910) 483-0354  
Fax: (910) 486-4077

**North Dakota**

Fireside Office Products Inc.  
1713 East Bismarck Expressway  
Bismarck, ND 58504-6706  
Phone: (701) 258-8586  
Fax: (701) 223-9598

Hannaher's  
1809 13th Avenue North  
Grand Forks, ND 58203-2323  
Phone: (701) 746-6466  
Fax: (701) 746-0737

Hannaher's Inc.  
4324 20th Avenue SW  
Fargo, ND 58103-4434  
Phone: (701) 277-7222  
Fax: (701) 277-7097

**Ohio**

Business Furniture  
8 North Main Street  
Dayton, OH 45439  
Phone: (937) 293-1010  
Fax: (937) 293-7501

Loth Inc.  
3574 East Kemper Road  
Cincinnati, OH 45241-2009  
Phone: (513) 554-4900  
Fax: (513) 554-8737

Loth Company  
855 Grandview Avenue  
Columbus, OH 43215-1123  
Phone: (614) 487-4000  
Fax: (614) 487-4306

NBS  
4 North St. Clair Street  
Toledo, OH 43604  
Phone: (419) 662-2040  
Fax: (419) 662-2041

Ohio Desk  
34 Swartz Road  
Akron, OH 44319  
Phone: (330) 499-1030

Ohio Desk  
1122 Prospect Avenue  
Cleveland, OH 44115-1292  
Phone: (216) 623-0600  
Fax: (216) 623-0611

Ohio Desk  
5100 Market Street  
Youngstown, OH 44512  
Phone: (330) 782-3331

**Oklahoma**

Scott Rice  
2900 North Hemlock Circle  
Broken Arrow, OK 74012-1185  
Phone: (918) 362-4300  
Fax: (918) 362-4303

Scott Rice  
7501 Broadway Ext  
Oklahoma City, OK 73116-9015  
Phone: (405) 848-2224  
Fax: (405) 848-3999

**Oregon**

Hypfn  
Suite 103/104  
150 SW Scalehouse Loop  
Bend, OR 97702  
Phone: (541) 317-8777  
Fax: (541) 317-2833

Hypfn  
620 NE 19th Avenue  
Portland, OR 97232-2832  
Phone: (503) 226-4151  
Fax: (503) 226-9233

**Pennsylvania**

A. Pomerantz & Company  
Suite 7000  
701 Market Street  
Philadelphia, PA 19106-1597  
Phone: (215) 408-2100  
Fax: (215) 408-2110

Corporate Interiors  
Suite 200  
161 Washington Street  
Conshohocken, PA 19428-2083  
Phone: (610) 631-5400  
Fax: (610) 631-2720

Interior Workplace Solutions LLC.  
145 Stewart Road  
Wilkes-Barre, PA 18706  
Phone: (570) 288-7211  
Fax: (570) 970-5817

Franklin Interiors  
Suite 600  
2740 Smallman Street  
Pittsburgh, PA 15222-4720  
Phone: (412) 261-2525  
Fax: (412) 255-4089

## Participating Steelcase Dealers, continued

### Pennsylvania

Interior Workplace Solutions LLC.  
6765 Ambassador Drive  
Allentown, PA 18106-9510  
Phone: (610) 391-0733  
Fax: (610) 391-1155

Interior Workplace Solutions LLC.  
Suite B-25  
2209 Quarry Drive  
Reading, PA 19609-1155  
Phone: (610) 670-1800  
Fax: (610) 670-8181

McCartney's Inc.  
819 Howard Avenue  
Altoona, PA 16601-4727  
Phone: (814) 505-1111  
Fax: (814) 949-6197

Phillips Workplace Interiors  
6345 Flank Drive  
Harrisburg, PA 17112  
Phone: (844) 228-2600

### South Carolina

Aiken Office Supply Inc.  
2560 Whiskey Road  
Aiken, SC 29803-9664  
Phone: (803) 648-8339  
Fax: (803) 649-4470

McWaters Inc.  
1104 Shop Road  
Columbia, SC 29201-4743  
Phone: (803) 256-8303  
Fax: (803) 252-5567

McWaters Inc.  
3841 Commercial Center Drive  
Ladson, SC 29456-4146  
Phone: (843) 486-1823

Wulbern-Koval Company Inc.  
1111 Morrison Drive  
Charleston, SC 29403-3119  
Phone: (843) 577-7666  
Fax: (843) 577-7299

Young Office Environments  
1280 Ridge Road  
Greenville, SC 29607-4626  
Phone: (864) 281-9500  
Fax: (864) 281-9555

### South Dakota

Interstate Office Products Inc.  
228 South Main Avenue  
Sioux Falls, SD 57104-6310  
Phone: (605) 339-0300  
Fax: (605) 339-1989

Western Stationers  
714 Saint Joseph Street  
Rapid City, SD 57701-2721  
Phone: (605) 342-3310  
Fax: (605) 342-4746

### Tennessee

Bentco Office Solutions  
1501 Stuart Street  
Chattanooga, TN 37406  
Phone: (423) 756-4437  
Fax: (423) 756-6198

Memphis Business Interiors  
4539 West Distriplex Drive  
Memphis, TN 38118-7280  
Phone: (901) 360-8899  
Fax: (901) 360-8370

Office Resources Inc.  
4020 Armory Oaks Drive  
Nashville, TN 37204  
Phone: (615) 376-1200  
Fax: (615) 376-1245

Workspace Interiors  
Suite 300  
200 E. Main Street  
Kingsport, TN 37660-4354  
Phone: (423) 392-2600  
Fax: (423) 392-2601

Workspace Interiors  
2820 Middlebrook Pike  
Knoxville, TN 39721  
Phone: (865) 223-5404  
Fax: (865) 223-5405

### Texas

Abilene Printing & Stationery  
218 Cedar Street  
Abilene, TX 79601-5720  
Phone: (915) 677-2673  
Fax: (915) 675-6963

BKM Total Office of Texas  
9755 Clifford Drive  
Dallas, TX 75220  
Phone: (214) 902-7200  
Fax: (214) 902-7201

Business Interiors  
1111 Valley View Lane  
Irving, TX 75061-6008  
Phone: (817) 858-2000  
Fax: (817) 858-2020

McCoys Inc.  
6869 Old Katy Road  
Houston, TX 77024-2105  
Phone: (713) 862-4600  
Fax: (713) 862-7676

Rockford Business Interiors  
211 East Riverside Drive  
Austin, TX 78704-1203  
Phone: (512) 442-0703  
Fax: (512) 442-6555

Texas Wilson Office Furniture &  
Services  
5801 George McVay Drive  
McAllen, Texas 78503  
Phone: (210) 647-8800  
Fax: (210) 647-3110

Texas Wilson Office Furniture &  
Services

6812 Fairgrounds Pkwy  
San Antonio, TX 78238-4536  
Phone: (210) 647-8800  
Fax: (210) 647-3110

West Supply Company  
1601 Scurry  
Big Spring, TX 79720  
Phone: (432) 264-1788  
Fax: (432) 264-1789

West Supply Company  
2 South Chadbourne Street  
San Angelo, TX 76903-5875  
Phone: (325) 655-8181  
Fax: (325) 655-5480

### Utah

MidWest Office Furniture  
987 South West Temple  
Salt Lake City, UT 84101-2988  
Phone: (801) 359-7681  
Fax: (801) 355-2713

### Vermont

Red Thread  
180 Battery St Ste 210  
Burlington, VT 05401-5212  
Phone: (802) 862-0434  
Fax: (802) 862-0729

### Virginia

Barrows  
1302 Rockland Avenue  
Roanoke, VA 24012-3838  
Phone: (540) 362-5700  
Fax: (540) 362-4826

Creative Office Environments  
11798 North Lakeridge Boulevard  
Ashland, VA 23005-8152  
Phone: (804) 329-0400  
Fax: (804) 321-3134

Creative Office Environments LLC  
650 Peter Jefferson Parkway #140  
Charlottesville, VA 22911  
Phone: (434) 327-1898  
Fax: (434) 327-1896

Creative Office Environments LLC  
Suite C  
500 Woodlake Circle  
Chesapeake, VA 23320-2807  
Phone: (757) 549-4801  
Fax: (757) 549-2795

reDistrict  
Suite 30  
66 Canal Center Plaza  
Arlington, VA 22314  
Phone: (703) 276-8901  
Fax: (703) 276-8908

### Washington

OpenSquare  
6th Floor  
5601 Sixth Avenue South  
Seattle, WA 98108-2522  
Phone: (206) 768-8000  
Fax: (206) 768-0236

OpenSquare  
126 South Sheridan Street  
Spokane, WA 99202-1527  
Phone: (509) 483-1000  
Fax: (509) 483-1011

### Wisconsin

Atmosphere Commercial Interiors  
999 Fourier Drive Suite 200  
Madison, WI 53717  
Phone: (608) 257-0521  
Fax: (608) 257-1859

### Puerto Rico

AFD Contract Furnishings  
Suite 250  
350 Chardon Avenue  
Torre Chardon  
San Juan, Puerto Rico 00918-2123  
Phone: (787) 754-2938  
Fax: (787) 754-8076



## Showrooms

### Atlanta

Steelcase Inc.  
Suite AL-175  
303 Peachtree Center  
Atlanta, GA 30303  
Phone: (404) 523-2201

### Chicago

Steelcase Worklife Chicago  
Suite 300  
222 Merchandise Mart  
Chicago, IL 60654-1174  
Phone: (312) 321-3720

### Chicago

Coalesse  
Suite 1032  
222 Merchandise Mart  
Chicago, IL 60654  
Phone: (312) 467-1783

### Dallas

Steelcase Inc.  
1616 Hi Line Drive  
Dallas, TX 75207  
Phone: (214) 871-3044

### Grand Rapids

Steelcase Inc.  
901 44th Street, SE  
Grand Rapids, MI 49508-7594  
Phone: (616) 247-2710

### New York

Steelcase Worklife New York  
4 Columbus Circle  
New York, NY 10019-1100  
Phone: (212) 445-8800

### Philadelphia

Steelcase Inc.  
One Liberty Place  
1650 Market Street, 3rd Floor  
Philadelphia, PA 19103-7307  
Phone: (215) 561-5331

### San Francisco

Steelcase Inc.  
Suite 110  
475 Brannan Street  
San Francisco, CA 94107  
Phone: (415) 344-6700

### Santa Monica

Steelcase Inc.  
1217 2nd Street  
Santa Monica, CA 90401-1180  
Phone: (310) 633-2200

### Washington D.C.

Steelcase Inc.  
1121 14th Street NW  
4th Floor  
Washington, DC 20005

## Manufacturing Sites

### Amex de Mexico

Calle 5 Sur No.160  
Ciudad Industrial  
Tijuana, Mexico B.C. 22500  
Phone: 52-662-342-6234

### Athens

214 Durham Drive  
Athens, AL 35611  
Phone: (256) 232-8112

### Grand Rapids Wood Furniture

4100 68th Street SE  
Caledonia, MI 49316  
Phone: (616) 698-5735

### Kentwood Distribution Center

4384 52nd Street SE  
Kentwood, MI 49512-9673

### Kentwood West

4360 52nd Street SE  
Kentwood, MI 49512

### Details

901 44th Street SE  
Grand Rapids, MI 49508  
Phone: (616) 247-2710

### Reynosa Plant

Ave. Prologis S/N Ed. 8 Suite  
801 Prologis Park Pharr Bridge  
Reynosa,  
Tamaulipas, Mx CP. 88780  
Phone: 52-899-263-9000



# Specifying FrameOne

► For more detailed product information, see the *Benching Specification Guide* or consult your Steelcase dealer.



## Statement of Line 20



### Product Information

Dual-Sided Bases (SIN 711.2)	34
Dual-Sided Extensions (SIN 711.2)	36
Dual-Sided Bases with Continuous Top (SIN 711.2)	38
Dual-Sided Extensions with Continuous Top (SIN 711.2)	40
End Counters (SIN 711.2)	42
Single-Sided Bases (SIN 711.2)	44
Single-Sided Extensions (SIN 711.2)	46
Intermediate Leg Covers (SIN 711.2)	48
Bench Accessories (SIN 711.2)	49
Infills (SIN 711.2)	50
Returns (SIN 711.2)	51
Mid Storage – Tall and Slim (SIN 711.2)	52
Mid Storage Supports (SIN 711.2)	55
Single-High Overhead Cabinets for FrameOne End Counter Below Application (SIN 711.2)	58
Single-High Overhead Cabinets for FrameOne Above Worksurface Application (SIN 711.2)	60
Organizer Shelves for FrameOne Application (SIN 711.2)	64
Benches with media:scape (SIN 711.2)	66
Shrouds (SIN 711.2)	69
Centered Screens (SIN 711.2)	70
Centered Screen Custom Insert Kits and Aligners (SIN 711.2)	71
Universal Screens for Use with FrameOne with Rail (SIN 711.2)	72
Universal Screens for Use with FrameOne without Rail (SIN 711.2)	74
Aligners for Use with Universal Screens (SIN 711.2)	75
Centered Screen Custom Insert Kits and Aligners (SIN 711.2)	76

### Product Information, continued

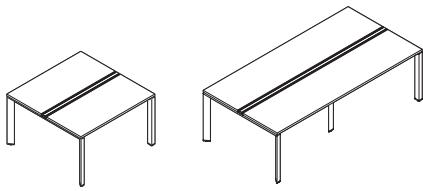
Spanning Boundary Screens For Use with Dual-Sided Bases (SIN 711.2)	78
Split Boundary Screens For Use with Dual-Sided Bases (SIN 711.2)	82
Split Boundary Screens For Use with Dual-Sided Base with Return (SIN 711.2)	86
Single-Sided Boundary Screens For Use with Single-Sided Bases (SIN 711.2)	92
Single-Sided Boundary Screens For Use with Single-Sided Base with Return (SIN 711.2)	96
Power Strips (SIN 711.2)	101
Modular Power Blocks and Chicago Hardwire Box (SIN 711.2)	102
Receptacles and Filler Package (SIN 711.2)	103
Modular Harnesses (SIN 711.2)	106
Power Infeeds (SIN 711.2)	107
Bracket Kit and Block-to-Block Connector (SIN 711.2)	111
Worktools (SIN 711.2)	112



### Surface Materials 124

# Statement of Line

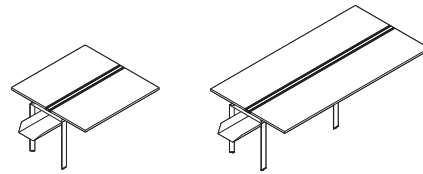
FrameOne



48"W to 84"W

96"W

Specifying  
▶ Page 34



48"W to 84"W

96"W

Specifying  
▶ Page 36

## Dual-Sided Bases

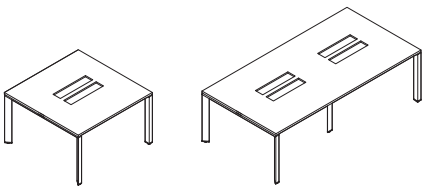
	48"W	60"W	66"W	72"W	78"W	84"W	96"W
24"D	●	●	●	●	●	●	●
30"D	●	●	●	●	●	●	●

Note: Depth dimension is for each side to centerline of 3" integrated rail.

## Dual-Sided Extensions

	48"W	60"W	66"W	72"W	78"W	84"W	96"W
24"D	●	●	●	●	●	●	●
30"D	●	●	●	●	●	●	●

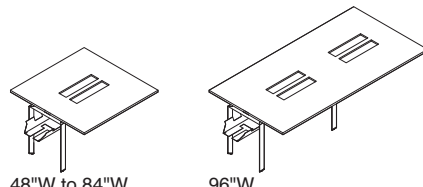
Note: Depth dimension is for each side to centerline of 3" integrated rail.



48"W to 84"W

96"W

Specifying  
▶ Page 38



48"W to 84"W

96"W

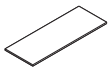
Specifying  
▶ Page 40

## Dual-Sided Bases with Continuous Top

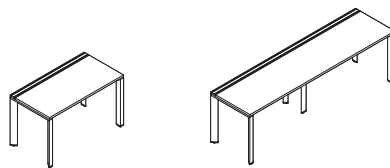
	48"W	60"W	66"W	72"W	78"W	84"W	96"W
24"D	●	●	●	●	●	●	●
30"D	●	●	●	●	●	●	●

## Dual-Sided Extensions with Continuous Top

	48"W	60"W	66"W	72"W	78"W	84"W	96"W
24"D	●	●	●	●	●	●	●
30"D	●	●	●	●	●	●	●



Specifying  
▶ Page 42



48"W to 84"W

96"W

Specifying  
▶ Page 44

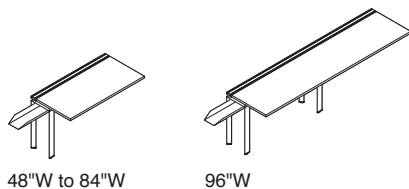
## End Counters

	48"W	60"W
18"D	●	●
24"D	●	●

## Single-Sided Bases

	48"W	60"W	66"W	72"W	78"W	84"W	96"W
25 1/2"D	●	●	●	●	●	●	●
31 1/2"D	●	●	●	●	●	●	●

Note: Depth dimension includes 3" integrated rail.



48"W to 84"W

96"W

Specifying  
▶ Page 46

### Single-Sided Extensions

	48"W	60"W	66"W	72"W	78"W	84"W	96"W
25½"D	●	●	●	●	●	●	●
31½"D	●	●	●	●	●	●	●

Note: Depth dimension includes 3" integrated rail.

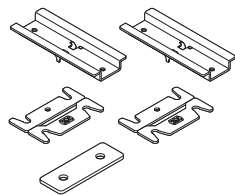


Specifying  
▶ Page 48

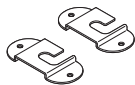
### Intermediate Leg Covers

	Single-Sided	Dual-Sided
24"H	●	●

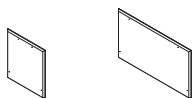
## Accessories



**Connection Kit - Base Leg to Base Leg**  
Specifying  
▶ Page 49



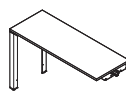
**Floor Anchor Brackets**  
Specifying  
▶ Page 49



Specifying  
▶ Page 50

### Infills

	24"W	30"W	48"W	60"W
	●	●	●	●

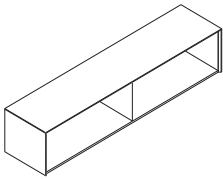


Specifying  
▶ Page 51

### Returns

	36"W	48"W	60"W
18"D	●	●	●
24"D	●	●	●
30"D	●	●	●
36"D	●	●	●

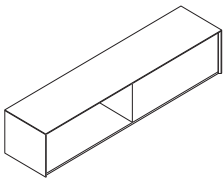
**Mid Storage**



Specifying  
▶ Page 52

**Tall Storage, Personal**

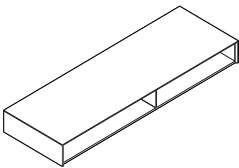
	30"W	36"W	42"W	48"W	60"W	66"W	72"W	78"W
17"D	●	●	●	●	●	●	●	●



Specifying  
▶ Page 52

**Tall Storage, Shared**

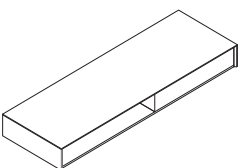
	30"W	36"W	42"W	48"W	60"W	66"W	72"W	78"W
17"D	●	●	●	●	●	●	●	●



Specifying  
▶ Page 52

**Slim Storage, Personal**

	30"W	36"W	42"W	48"W	60"W	66"W	72"W	78"W
17"D	●	●	●	●	●	●	●	●



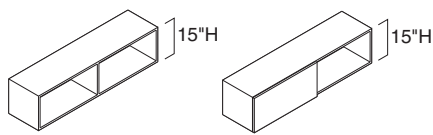
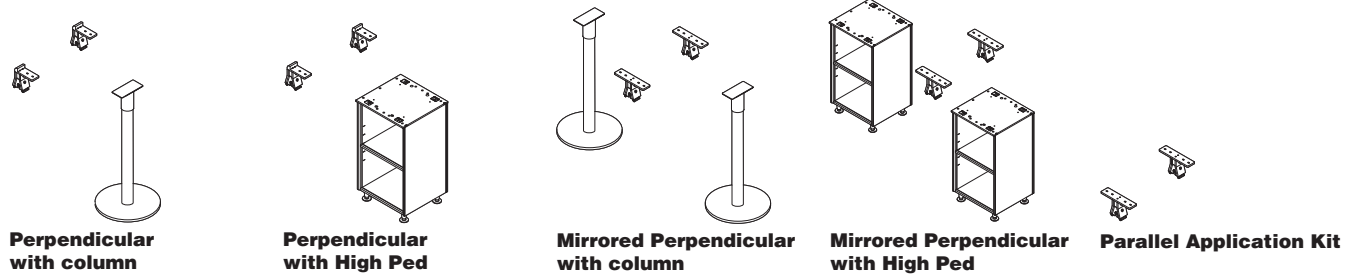
Specifying  
▶ Page 52

**Slim Storage, Shared**

	30"W	36"W	42"W	48"W	60"W	66"W	72"W	78"W
17"D	●	●	●	●	●	●	●	●
24"D					●	●	●	●

### Mid Storage Supports

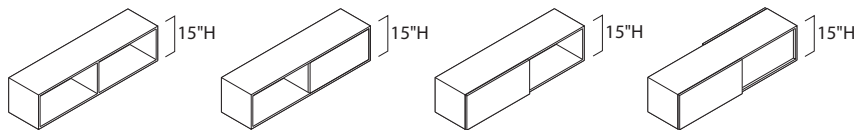
Specifying  
▶ Pages 55–57



Specifying  
▶ Page 58

### Single-High Overhead Cabinets for FrameOne End Counter Below Application

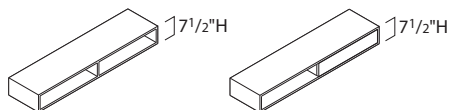
	48"W	60"W
15"D Open Unit	●	●
15 <sup>7</sup> / <sub>8</sub> "D Hinged Door	●	●



Specifying  
▶ Page 60

### Single-High Overhead Cabinets for FrameOne Above Worksurface Application

	30"W	36"W	42"W	48"W	54"W	60"W	66"W	72"W	78"W
15"D Personal/Open	●	●	●	●	●	●	●	●	●
15 <sup>7</sup> / <sub>8</sub> "D Personal/Sliding Door		●	●	●	●	●	●	●	●
15"D Shared/Open Door	●	●	●	●	●	●	●	●	●
16 <sup>3</sup> / <sub>4</sub> "D Shared/Sliding Door		●	●	●	●	●	●	●	●



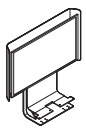
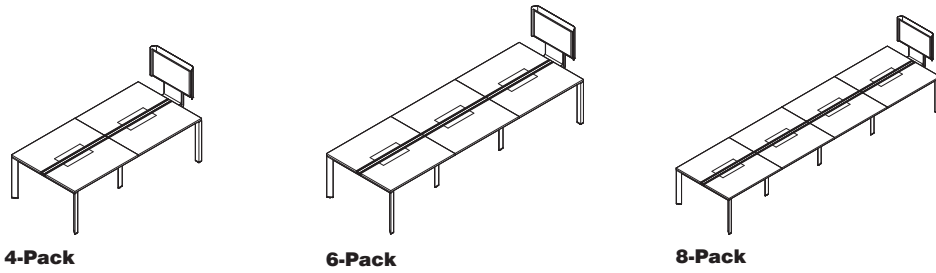
Specifying  
▶ Page 64

### Organizer Shelves for FrameOne Application

	30"W	36"W	42"W	48"W	54"W	60"W	66"W	72"W	78"W
15"D Personal	●	●	●	●	●	●	●	●	●
15"D Shared	●	●	●	●	●	●	●	●	●

**Benches with media:scape**

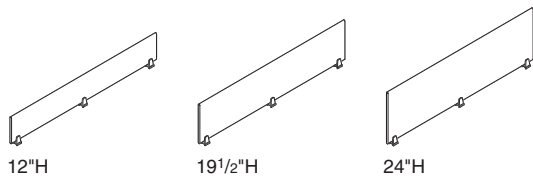
Specifying  
▶ Page 66



Specifying  
▶ Page 69

**Shrouds**

	For 40" Monitor	For 42" Monitor
34"H	●	
37"H		●

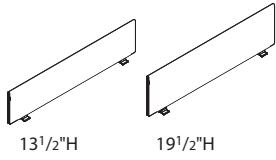


Specifying  
▶ Page 70

**Centered Screens**

	48"W	60"W	66"W	72"W	78"W	84"W
12"H	●	●	●	●	●	●
19 1/2"H	●	●	●	●	●	●
24"H	●	●	●	●		

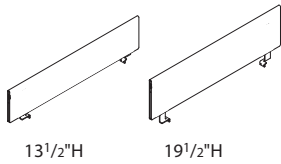




Specifying  
▶ Page 72

### Universal Screens for Use with FrameOne with Rail

	48"W	60"W	66"W	72"W	78"W	84"W
13 1/2"H	●	●	●	●	●	●
19 1/2"H	●	●	●	●	●	●

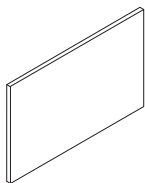


Specifying  
▶ Page 74

### Universal Screens for Use with FrameOne without Rail

	48"W	60"W	66"W	72"W	78"W	84"W	96"W
13 1/2"H	●	●	●	●	●	●	●
19 1/2"H	●	●	●	●	●	●	●

Tip: Height is available in parametric sizes ranging from 13 1/2"H to 19 1/2"H in 1/16" increments.

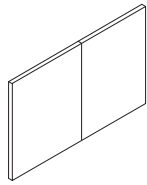


Specifying  
▶ Page 78

### Spanning Boundary Screens for Use with Dual-Sided Bases

	48"W	60"W
13 1/2"H	●	●
25 1/2"H	●	●
28 1/2"H	●	●
33"H	●	●
40 1/2"H	●	●
48"H	●	●

Tip: Widths are available parametric to 1/16" from 48"W–96"W.  
 Tip: Heights are available parametric to 1/16" from 13 1/2"H–48"H.  
 Tip: Screen height is determined by height installed less screen clearance.



Specifying  
▶ Page 82

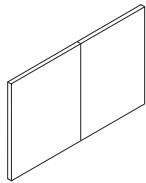
### Split Boundary Screens for Use with Dual-Sided Bases

	48"W	60"W
13½"H	●	●
25½"H	●	●
28½"H	●	●
33"H	●	●
40½"H	●	●
48"H	●	●

*Tip: Widths are available parametric to 1/16" from 48"W–96"W.*

*Tip: Heights are available parametric to 1/16" from 13½"H–48"H.*

*Tip: Screen height is determined by height installed less screen clearance.*



Specifying  
▶ Page 86

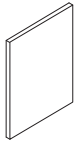
### Split Boundary Screens for Use with Dual-Sided Bases with Return

	36"W Return	48"W Return	60"W Return
13½"H	●	●	●
25½"H	●	●	●
28½"H	●	●	●
33"H	●	●	●
40½"H	●	●	●
48"H	●	●	●

*Tip: Widths are available parametric to 1/16" from 84"W-106"W.*

*Tip: Heights are available parametric to 1/16" from 13½"H–48"H.*

*Tip: Screen height is determined by height installed less screen clearance.*



Specifying  
▶ Page 92

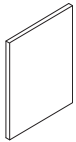
### Single-Sided Boundary Screens for Use with Single-Sided Bases

	48"W	60"W
13½"H	●	●
25½"H	●	●
28½"H	●	●
33"H	●	●
40½"H	●	●
48"H	●	●

*Tip: Widths are available parametric to 1/16" from 24"W-96"W.*

*Tip: Heights are available parametric to 1/16" from 13½"H-48"H.*

*Tip: Screen height is determined by height installed less screen clearance.*



Specifying  
▶ Page 96

### Single-Sided Boundary Screens for Use with Single-Sided Base with Return

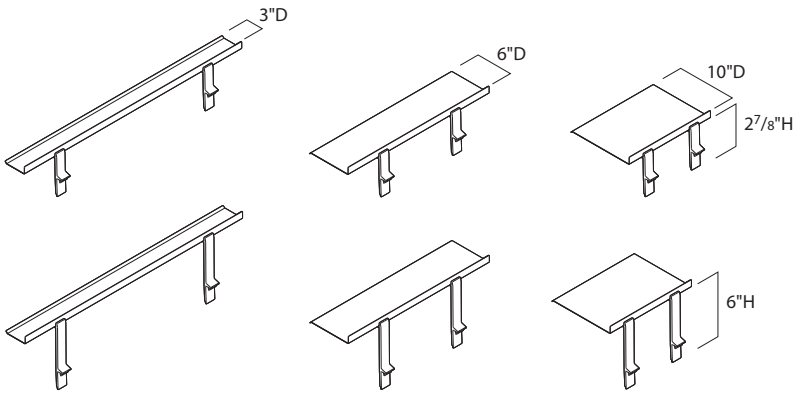
	36"W Return	48"W Return	60"W Return
13½"H	●	●	●
25½"H	●	●	●
28½"H	●	●	●
33"H	●	●	●
40½"H	●	●	●
48"H	●	●	●

*Tip: Widths are available parametric to 1/16" from 60"W-90"W.*

*Tip: Heights are available parametric to 1/16" from 13½"H-48"H.*

*Tip: Screen height is determined by height installed less screen clearance.*

**Worktools**

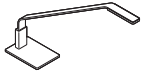


Specifying  
▶ Page 112

**SOTO Shelves**

	14\"/>		
3\"/>	•		•
6\"/>	•	•	
10\"/>	•	•	

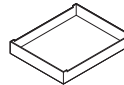
## Worktools, continued



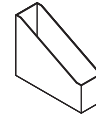
**LED Task Lights**  
▶ Page 113



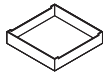
**SOTO Tool Box**  
▶ Page 113



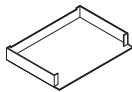
**SOTO Pile Box**  
▶ Page 114



**SOTO Diagonal File Box**  
▶ Page 114



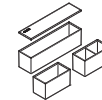
**SOTO Personal Box**  
▶ Page 114



**SOTO Landscape Letter Box**  
▶ Page 115



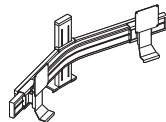
**SOTO Utility Box**  
▶ Page 115



**SOTO Storage Box, Set of Three**  
▶ Page 115



**Eyesite Single Display Supports with FrameOne Mounting Brackets**  
▶ Page 116



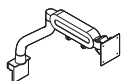
**Eyesite Dual Display Supports with FrameOne Mounting Brackets**  
▶ Page 117



**Eyesite Static One-Over-One Display Support with FrameOne Mounting Brackets**  
▶ Page 118



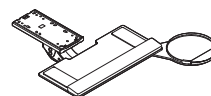
**Eyesite FrameOne Bracket**  
▶ Page 118



**FYI Flat Panel Monitor Arm with FrameOne Bracket**  
▶ Page 118



**Vertical Processor Sling with FrameOne Bracket**  
▶ Page 119



**Keyboard Assemblies**  
▶ Page 120



**SOTO II Cable Clip**  
▶ Page 121

**Products on this page are the SOTO collection by Steelcase worktools.**

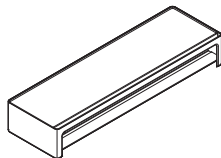
They are included here to simplify your planning. They are ordered through Steelcase worktools electronic catalog (SGC).

---

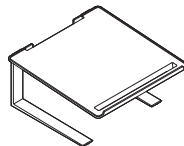
## Worktools, continued



**SOTO II Personal Hook**  
▶ Page 121



**SOTO II Monitor Bridge**  
▶ Page 121



**SOTO II Laptop Shelf**  
▶ Page 122



**SOTO II Ergo Edge**  
▶ Page 122

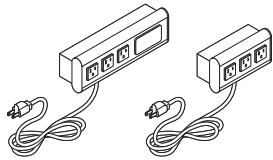
**Products on this page are the SOTO collection by Steelcase worktools.**

They are included here to simplify your planning. They are ordered through Steelcase worktools electronic catalog (SGC).

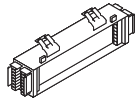


FrameOne

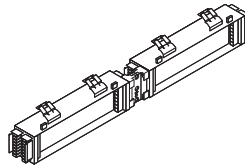
**Power**



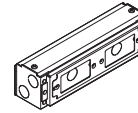
**Power Strips**  
Specifying  
▶ Page 101



**Modular Power Block – Standard-Capacity**  
Specifying  
▶ Page 102



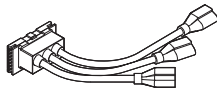
**Modular Power Block – High-Capacity**  
Specifying  
▶ Page 102



**Chicago Hardwire Box**  
Specifying  
▶ Page 102



**Duplex Receptacle**  
Specifying  
▶ Page 103



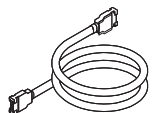
**Flexible Receptacle**  
Specifying  
▶ Page 104



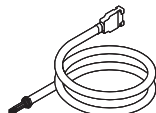
**USB Receptacle**  
Specifying  
▶ Page 105



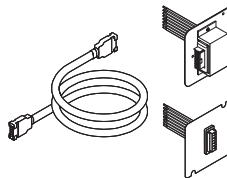
**Filler Package – Power/Data**  
Specifying  
▶ Page 105



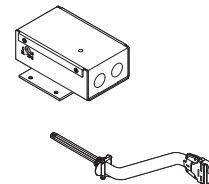
**Modular Harnesses**  
Specifying  
▶ Page 106



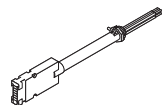
**Hardwire-to-Modular Power Infeed**  
Specifying  
▶ Page 107



**Modular-to-Modular Power Infeed**  
Specifying  
▶ Page 107

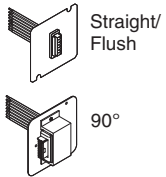


**New York Power Infeed**  
Specifying  
▶ Page 108

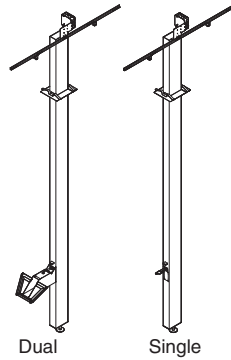


**San Francisco Power Infeed**  
Specifying  
▶ Page 108

**Power, continued**



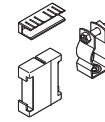
**Junction Box Faceplate - Modular**  
Specifying  
▶ Page 109



**Utility Poles**  
Specifying  
▶ Page 110



**Vertebral Riser**  
Specifying  
▶ Page 110



**Bracket Kit for Desk with Power, without Trays**  
Specifying  
▶ Page 111



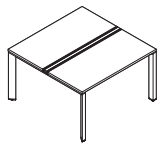
**Block-to-Block Connector**  
Specifying  
▶ Page 111



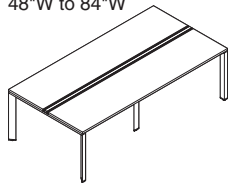


# Dual-Sided Bases

SIN 711.2



48"W to 84"W



96"W

**For laminate price group 2 pricing, please refer to the electronic catalog or SmartTools.**

*Tip: Two cable hangers are included with 48"W to 66"W units, three cable hangers are included with 72"W units, and four cable hangers are included with 78"W to 96"W units.*

Standard Includes	Required to Specify
-------------------	---------------------

- Desk frame: slate
- Integrated rail: anodized aluminum
- High-Pressure Laminate price group 1 surface with plastic edges: 3 mm plastic edge on front, 1 mm on sides and back
- Two post legs (and intermediate leg on 96"W units): paint
- Upper tray and end caps: slate
- Cable hangers: slate

- 1 Style number
  - 2 Laminate color number for surface
  - 3 Plastic color number for edges on laminate surface
  - 4 Paint color number for legs
  - 5 Options, if selected (see below)
- ▶ See *Surface Materials*, page 124.

Surface Materials	Options	Price	Required to Specify
-------------------	---------	-------	---------------------

<b>Surface Materials</b>	<b>Laminate</b>		
	<ul style="list-style-type: none"> <li>• Laminate price group 2</li> <li>• Open Line laminate on High-Pressure Laminate surfaces</li> </ul>	See information at left +\$136	Specify laminate color number. ▶ See <i>Surface Materials Reference Manual</i> .

	<b>Wood veneer surfaces</b>		
	<ul style="list-style-type: none"> <li>• Wood group 1 veneer surface with wood veneer edges                             <ul style="list-style-type: none"> <li>– 3 mm edge profile on front edge, 0.6 mm on sides and back</li> </ul> </li> <li>• Wood group 2</li> <li>• Wood group 3</li> <li>• Customiz stain</li> <li>• Full-fill finish on wood group 1</li> </ul>	Prices at right  +\$136 +\$484 No cost +\$136	Specify <i>with wood veneer</i> and indicate wood color number.  Specify <i>with wood veneer</i> and indicate wood color number. Specify <i>with Customiz stain</i> . ▶ See <i>Surface Materials Reference Manual</i> . Specify full-fill finish number.

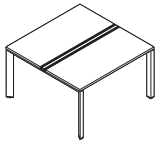
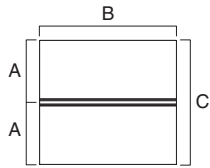
	<b>Legs</b>		
	<ul style="list-style-type: none"> <li>• Paint price group 1</li> <li>• Paint price group 2</li> <li>• Paint price group 3</li> </ul>	No cost +\$ 50 +\$107	Specify paint color number. Specify paint color number. Specify paint color number.

<b>Power and Data Access Door</b>	<b>Door</b>		
	<ul style="list-style-type: none"> <li>• Door in worksurface for 48"W to 84"W                             <ul style="list-style-type: none"> <li>– Paint</li> <li>– Anodized aluminum for 48"W to 84"W worksurfaces</li> </ul> </li> <li>• Door in worksurface for 96"W                             <ul style="list-style-type: none"> <li>– Paint</li> <li>– Anodized aluminum for 96"W worksurfaces</li> </ul> </li> </ul>	+\$412 No cost +\$ 23 +\$824 No cost +\$ 45	Specify <i>with door in worksurface</i> .  Specify paint color number. Specify <i>with 8043 Clear Anodized Aluminum</i> . Specify <i>with door in worksurface</i> . Specify paint color number. Specify <i>with 8043 Clear Anodized Aluminum</i> .

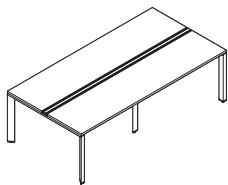
	<b>Cutout</b>		
	<ul style="list-style-type: none"> <li>• Cutout in worksurface for 48"W to 84"W</li> <li>• Cutout in worksurface for 96"W</li> </ul>	+\$102 +\$204	Specify <i>with cutout in worksurface</i> . Specify <i>with cutout in worksurface</i> .

<b>Loop Legs</b>	<ul style="list-style-type: none"> <li>• Loop legs</li> </ul>	+\$222	Specify <i>with loop legs</i> .
------------------	---	--------	---------------------------------

<b>Trays</b>	<ul style="list-style-type: none"> <li>• Lower tray and end caps for 48"W to 84"W</li> <li>• Simple tray for 48"W to 84"W</li> <li>• Omit upper tray for 48"W to 84"W</li> <li>• Lower tray and end caps for 96"W</li> <li>• Simple tray for 96"W</li> <li>• Omit upper tray for 96"W</li> </ul>	+\$ 84 -\$123 -\$167 +\$168 -\$246 -\$334	Specify <i>with lower tray</i> . Specify <i>with simple tray</i> . Specify <i>omit upper tray</i> . Specify <i>with lower tray</i> . Specify <i>with simple tray</i> . Specify <i>omit upper tray</i> .
--------------	--	--	--



48"W to 84"W



96"W

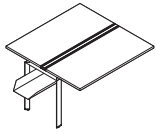
*Tip: The (A) dimension is to centerline of integrated rail. Actual worksurface depths are 22" and 28".*

**Specification Information**

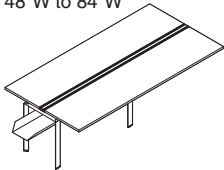
• Dimensions			• Style Number	• Base Price	• Option (Add \$ to Base Price)
A	B	C			
24"	48"	48"	<b>FMBDS2448</b>	\$2156	+\$444
24"	60"	48"	<b>FMBDS2460</b>	\$2257	+\$492
24"	66"	48"	<b>FMBDS2466</b>	\$2330	+\$512
24"	72"	48"	<b>FMBDS2472</b>	\$2408	+\$538
24"	78"	48"	<b>FMBDS2478</b>	\$2497	+\$558
24"	84"	48"	<b>FMBDS2484</b>	\$2596	+\$578
24"	96"	48"	<b>FMBDS2496</b>	\$3964	+\$714
30"	48"	60"	<b>FMBDS3048</b>	\$2302	+\$492
30"	60"	60"	<b>FMBDS3060</b>	\$2403	+\$538
30"	66"	60"	<b>FMBDS3066</b>	\$2474	+\$558
30"	72"	60"	<b>FMBDS3072</b>	\$2553	+\$578
30"	78"	60"	<b>FMBDS3078</b>	\$2641	+\$602
30"	84"	60"	<b>FMBDS3084</b>	\$2742	+\$624
30"	96"	60"	<b>FMBDS3096</b>	\$4180	+\$846
:	:	:	:	:	:

# Dual-Sided Extensions

SIN 711.2



48"W to 84"W



96"W

**For laminate price group 2 pricing**, please refer to the electronic catalog or SmartTools.

*Tip: Two cable hangers are included with 48"W to 66"W units, three cable hangers are included with 72"W units, and four cable hangers are included with 78"W to 96"W units.*

Standard Includes	Required to Specify
-------------------	---------------------

- Desk frame: slate
- Integrated rail: anodized aluminum
- High-Pressure Laminate price group 1 surface with plastic edges: 3 mm plastic edge on front, 1 mm on sides and back
- Intermediate leg (two intermediate legs on 96"W units): paint
- Upper tray: slate
- Cable hangers: slate

- 1 Style number
  - 2 Laminate color number for surface
  - 3 Plastic color number for edges on laminate surface
  - 4 Paint color number for legs
  - 5 Options, if selected (see below)
- ▶ See *Surface Materials*, page 124.

Surface Materials	Options	Price	Required to Specify
-------------------	---------	-------	---------------------

<b>Surface Materials</b>	<b>Laminate</b>		
	<ul style="list-style-type: none"> <li>• Laminate price group 2</li> <li>• Open Line laminate on High-Pressure Laminate surfaces</li> </ul>	See information at left +\$136	Specify laminate color number. ▶ See <i>Surface Materials Reference Manual</i> .

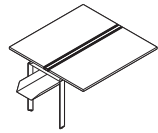
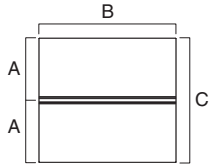
	<b>Wood veneer surfaces</b>		
	<ul style="list-style-type: none"> <li>• Wood group 1 veneer surface with wood veneer edges                             <ul style="list-style-type: none"> <li>– 3 mm edge profile on front edge, 0.6 mm on sides and back</li> </ul> </li> <li>• Wood group 2</li> <li>• Wood group 3</li> <li>• Customiz stain</li> <li>• Full-fill finish on wood group 1</li> </ul>	Prices at right  +\$136 +\$484 No cost +\$136	Specify <i>with wood veneer</i> and indicate wood color number.  Specify <i>with wood veneer</i> and indicate wood color number. Specify <i>with Customiz stain</i> . ▶ See <i>Surface Materials Reference Manual</i> . Specify full-fill finish number.

	<b>Legs</b>		
	<ul style="list-style-type: none"> <li>• Paint price group 1</li> <li>• Paint price group 2</li> <li>• Paint price group 3</li> </ul>	No cost +\$ 29 +\$ 50	Specify paint color number. Specify paint color number. Specify paint color number.

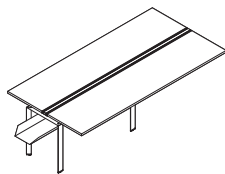
<b>Power and Data Access Door</b>	<b>Door</b>		
	<ul style="list-style-type: none"> <li>• Door in worksurface for 48"W to 84"W                             <ul style="list-style-type: none"> <li>– Paint</li> <li>– Anodized aluminum for 48"W to 84"W worksurfaces</li> </ul> </li> <li>• Door in worksurface for 96"W                             <ul style="list-style-type: none"> <li>– Paint</li> <li>– Anodized aluminum for 96"W worksurfaces</li> </ul> </li> </ul>	+\$412 No cost +\$ 23 +\$824 No cost +\$ 45	Specify <i>with door in worksurface</i> .  Specify paint color number. Specify <i>with 8043 Clear Anodized Aluminum</i> . Specify <i>with door in worksurface</i> . Specify paint color number. Specify <i>with 8043 Clear Anodized Aluminum</i> .

	<b>Cutout</b>		
	<ul style="list-style-type: none"> <li>• Cutout in worksurface for 48"W to 84"W</li> <li>• Cutout in worksurface for 96"W</li> </ul>	+\$102 +\$204	Specify <i>with cutout in worksurface</i> . Specify <i>with cutout in worksurface</i> .

<b>Trays</b>			
	<ul style="list-style-type: none"> <li>• Lower tray for 48"W to 84"W</li> <li>• Simple tray for 48"W to 84"W</li> <li>• Omit upper tray for 48"W to 84"W</li> <li>• Lower tray for 96"W</li> <li>• Simple tray for 96"W</li> <li>• Omit upper tray for 96"W</li> </ul>	+\$161 -\$123 -\$157 +\$322 -\$246 -\$314	Specify <i>with lower tray</i> . Specify <i>with simple tray</i> . Specify <i>omit upper tray</i> . Specify <i>with lower tray</i> . Specify <i>with simple tray</i> . Specify <i>omit upper tray</i> .



48"W to 84"W



96"W

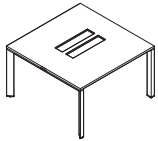
Tip: The (A) dimension is to centerline of integrated rail. Actual worksurface depths are 22" and 28".

**Specification Information**

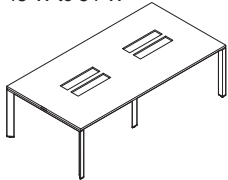
Dimensions			Style Number	Base Price	Option (Add \$ to Base Price)
A	B	C			
24"	48"	48"	<b>FMEDS2448</b>	\$1773	+\$444
24"	60"	48"	<b>FMEDS2460</b>	\$1875	+\$492
24"	66"	48"	<b>FMEDS2466</b>	\$1946	+\$512
24"	72"	48"	<b>FMEDS2472</b>	\$2025	+\$538
24"	78"	48"	<b>FMEDS2478</b>	\$2114	+\$558
24"	84"	48"	<b>FMEDS2484</b>	\$2213	+\$578
24"	96"	48"	<b>FMEDS2496</b>	\$3386	+\$714
30"	48"	60"	<b>FMEDS3048</b>	\$1890	+\$492
30"	60"	60"	<b>FMEDS3060</b>	\$1991	+\$538
30"	66"	60"	<b>FMEDS3066</b>	\$2062	+\$558
30"	72"	60"	<b>FMEDS3072</b>	\$2140	+\$578
30"	78"	60"	<b>FMEDS3078</b>	\$2231	+\$602
30"	84"	60"	<b>FMEDS3084</b>	\$2331	+\$624
30"	96"	60"	<b>FMEDS3096</b>	\$3559	+\$846

# Dual-Sided Bases with Continuous Top

SIN 711.2



48"W to 84"W



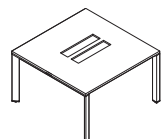
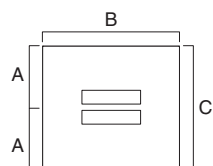
96"W

*Tip: Two cable hangers are included with 48"W to 66"W units, three cable hangers are included with 72"W units, and four cable hangers are included with 78"W to 96"W units.*

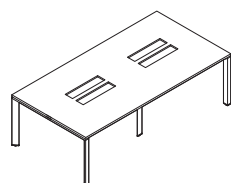
**For laminate price group 2 pricing,** please refer to the electronic catalog or SmartTools.

Standard Includes	Required to Specify
<ul style="list-style-type: none"> <li>• Desk frame: slate</li> <li>• High-Pressure Laminate price group 1 surface with plastic edges: 3 mm plastic edge on front, 1 mm on sides</li> <li>• Two post legs (and intermediate leg on 96"W units): paint</li> <li>• Simple tray with end caps and power covers: slate</li> <li>• Cable hangers: slate</li> <li>• Power and data access doors: paint</li> </ul>	<ol style="list-style-type: none"> <li>1 Style number</li> <li>2 Laminate color number for surface</li> <li>3 Plastic color number for edges on laminate surface</li> <li>4 Paint color number for legs</li> <li>5 Paint color number for access doors</li> <li>6 Options, if selected (see below)</li> </ol> <p>▶ See <i>Surface Materials</i>, page 124.</p>

Surface Materials	Options	Price	Required to Specify
	<b>Laminate</b>		
	<ul style="list-style-type: none"> <li>• Laminate price group 2</li> <li>• Open Line laminate on High-Pressure Laminate surfaces</li> </ul>	See information at left +\$136 plus cost of laminate	Specify laminate color number. ▶ See <i>Surface Materials Reference Manual</i> .
	<b>Wood veneer surfaces</b>		
	<ul style="list-style-type: none"> <li>• Wood group 1 veneer surface with wood veneer edges – 3 mm edge profile on front edge, 0.6 mm on sides and back</li> <li>• Wood group 2</li> <li>• Wood group 3</li> <li>• Customiz stain</li> <li>• Full-fill finish on wood group 1</li> </ul>	Prices at right  +\$136  +\$484  No cost  +\$136	Specify <i>with wood veneer</i> and indicate wood color number.  Specify <i>with wood veneer surface</i> and indicate wood color number. Specify <i>with Customiz stain</i> . ▶ See <i>Surface Materials Reference Manual</i> . Specify full-fill finish number.
	<b>Legs</b>		
	<ul style="list-style-type: none"> <li>• Paint price group 1</li> <li>• Paint price group 2</li> <li>• Paint price group 3</li> </ul>	No cost +\$ 50 +\$107	Specify paint color number. Specify paint color number. Specify paint color number.
	<b>Power and data access door</b>		
	<ul style="list-style-type: none"> <li>• Paint</li> <li>• Anodized aluminum for 48"W to 84"W worksurfaces</li> <li>• Anodized aluminum for 96"W worksurfaces</li> </ul>	No cost +\$ 23 +\$ 45	Specify paint color number. Specify <i>with 8043 Clear Anodized Aluminum</i> . Specify <i>with 8043 Clear Anodized Aluminum</i> .
<b>Loop Legs</b>	<ul style="list-style-type: none"> <li>• Loop legs</li> </ul>	+\$222	Specify <i>with loop legs</i> .



48"W to 84"W



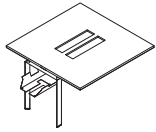
96"W

**Specification Information**

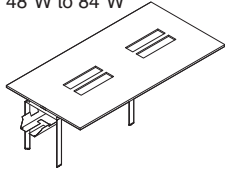
• Dimensions			• Style Number	• Base Price	• Option (Add \$ to Base Price)
A	B	C			
24"	48"	48"	<b>FMBDC2448</b>	\$2240	+\$444
24"	60"	48"	<b>FMBDC2460</b>	\$2341	+\$492
24"	66"	48"	<b>FMBDC2466</b>	\$2414	+\$512
24"	72"	48"	<b>FMBDC2472</b>	\$2492	+\$538
24"	78"	48"	<b>FMBDC2478</b>	\$2581	+\$558
24"	84"	48"	<b>FMBDC2484</b>	\$2680	+\$578
24"	96"	48"	<b>FMBDC2496</b>	\$4337	+\$714
30"	48"	60"	<b>FMBDC3048</b>	\$2386	+\$492
30"	60"	60"	<b>FMBDC3060</b>	\$2487	+\$538
30"	66"	60"	<b>FMBDC3066</b>	\$2558	+\$558
30"	72"	60"	<b>FMBDC3072</b>	\$2637	+\$578
30"	78"	60"	<b>FMBDC3078</b>	\$2725	+\$602
30"	84"	60"	<b>FMBDC3084</b>	\$2826	+\$624
30"	96"	60"	<b>FMBDC3096</b>	\$4553	+\$846
.	.	.	.	.	.

# Dual-Sided Extensions with Continuous Top

SIN 711.2



48"W to 84"W



96"W

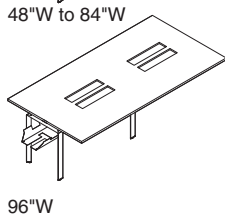
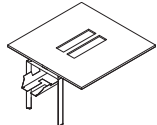
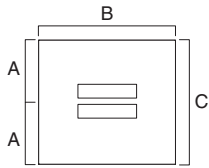
*Tip: Two cable hangers are included with 48"W to 66"W units, three cable hangers are included with 72"W units, and four cable hangers are included with 78"W to 96"W units.*

**For laminate price group 2 pricing,** please refer to the electronic catalog or SmartTools.

Standard Includes	Required to Specify
<ul style="list-style-type: none"> <li>• Desk frame: slate</li> <li>• High-Pressure Laminate price group 1 surface with plastic edges: 3 mm plastic edge on front, 1 mm on sides</li> <li>• Intermediate leg (two intermediate legs on 96"W units): paint</li> <li>• Simple tray with extension tray and power covers: slate</li> <li>• Cable hangers: slate</li> <li>• Power and data access doors: paint</li> </ul>	<ol style="list-style-type: none"> <li>1 Style number</li> <li>2 Laminate color number for surface</li> <li>3 Plastic color number for edges on laminate surface</li> <li>4 Paint color number for legs</li> <li>5 Paint color number for access doors</li> <li>6 Options, if selected (see below)</li> </ol> <p>▶ See <i>Surface Materials</i>, page 124.</p>

Surface Materials	Options	Price	Required to Specify
	<b>Laminate</b> <ul style="list-style-type: none"> <li>• Laminate price group 2</li> <li>• Open Line laminate on High-Pressure Laminate surfaces</li> </ul>	See information at left +\$136	Specify laminate color number. ▶ See <i>Surface Materials Reference Manual</i> .
	<b>Wood veneer surfaces</b> <ul style="list-style-type: none"> <li>• Wood group 1 veneer surface with wood veneer edges – 3 mm edge profile on front edge, 0.6 mm on sides and back</li> <li>• Wood group 2</li> <li>• Wood group 3</li> <li>• Customiz stain</li> <li>• Full-fill finish on wood group 1</li> </ul>	Prices at right +\$136 +\$484 No cost +\$136	Specify <i>with wood veneer</i> and indicate wood color number.  Specify <i>with wood veneer surface</i> and indicate wood color number. Specify <i>with wood veneer surface</i> and indicate wood color number. Specify <i>with Customiz stain</i> . ▶ See <i>Surface Materials Reference Manual</i> . Specify full-fill finish number.
	<b>Legs</b> <ul style="list-style-type: none"> <li>• Paint price group 1</li> <li>• Paint price group 2</li> <li>• Paint price group 3</li> </ul>	No cost +\$ 29 +\$ 50	Specify paint color number. Specify paint color number. Specify paint color number.
	<b>Power and data access door</b> <ul style="list-style-type: none"> <li>• Paint</li> <li>• Anodized aluminum for 48"W to 84"W worksurfaces</li> <li>• Anodized aluminum for 96"W worksurfaces</li> </ul>	No cost +\$ 23 +\$ 45	Specify paint color number. Specify <i>with 8043 Clear Anodized Aluminum</i> . Specify <i>with 8043 Clear Anodized Aluminum</i> .



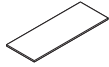


**Specification Information**

• Dimensions			• Style Number	• Base Price	• Option (Add \$ to Base Price)
A	B	C			
24"	48"	48"	<b>FMEDC2448</b>	\$1857	+\$444
24"	60"	48"	<b>FMEDC2460</b>	\$1959	+\$492
24"	66"	48"	<b>FMEDC2466</b>	\$2030	+\$512
24"	72"	48"	<b>FMEDC2472</b>	\$2108	+\$538
24"	78"	48"	<b>FMEDC2478</b>	\$2198	+\$558
24"	84"	48"	<b>FMEDC2484</b>	\$2297	+\$578
24"	96"	48"	<b>FMEDC2496</b>	\$3759	+\$714
30"	48"	60"	<b>FMEDC3048</b>	\$1974	+\$492
30"	60"	60"	<b>FMEDC3060</b>	\$2075	+\$538
30"	66"	60"	<b>FMEDC3066</b>	\$2146	+\$558
30"	72"	60"	<b>FMEDC3072</b>	\$2224	+\$578
30"	78"	60"	<b>FMEDC3078</b>	\$2314	+\$602
30"	84"	60"	<b>FMEDC3084</b>	\$2415	+\$624
30"	96"	60"	<b>FMEDC3096</b>	\$3932	+\$846

# End Counters

SIN 711.2



**For laminate price group 2 pricing, please refer to the electronic catalog or SmartTools.**

*Tip: Wood group 2 and 3 upcharges are in addition to wood group 1 upcharge.*

Standard Includes	Required to Specify
<ul style="list-style-type: none"> <li>High-Pressure Laminate price group 1 surface with plastic edges: 3 mm plastic edge on front and sides, 1 mm on back</li> <li>Cantilevers: slate</li> </ul>	<ol style="list-style-type: none"> <li>Style number</li> <li>Laminate color number for surface</li> <li>Plastic color number for edges on laminate surface</li> <li>Options, if selected (see below)</li> </ol> <p>▶ See <i>Surface Materials</i>, page 124.</p>

Surface Materials	Options	Price	Required to Specify
	<b>Laminate</b>		
	<ul style="list-style-type: none"> <li>Laminate price group 2</li> <li>Open Line laminate on High-Pressure Laminate surfaces</li> </ul>	See information at left +\$ 69 plus cost of laminate	Specify laminate color number. ▶ See <i>Surface Materials Reference Manual</i> .
	<b>Wood veneer surfaces</b>		
	<ul style="list-style-type: none"> <li>Wood group 1 veneer surface with wood veneer edges – 3 mm edge profile on front and side edges, 00.6 mm on back edge</li> </ul>	Prices below	Specify <i>with wood veneer</i> and indicate wood color number.
	<ul style="list-style-type: none"> <li>Wood group 2</li> </ul>	+\$ 69	Specify <i>with wood veneer</i> and indicate wood color number.
	<ul style="list-style-type: none"> <li>Wood group 3</li> </ul>	+\$242	Specify <i>with wood veneer</i> and indicate wood color number.
	<ul style="list-style-type: none"> <li>Customiz stain</li> </ul>	No cost	Specify <i>with Customiz stain</i> .
	<ul style="list-style-type: none"> <li>Full-fill finish on wood group 1</li> </ul>	+\$ 69	▶ See <i>Surface Materials Reference Manual</i> . Specify full-fill finish number.

Specification Information				
• Dimensions		• Style	• Base Price	• Option
D	W	Number		(Add \$ to Base Price)
:	:	:	High-Pressure Laminate	Wood Price
:	:	:	Price Group 1	Group 1
18"	48"	<b>FMCS1848</b>	\$725	+\$222
18"	60"	<b>FMCS1860</b>	\$752	+\$246
24"	48"	<b>FMCS2448</b>	\$752	+\$246
24"	60"	<b>FMCS2460</b>	\$781	+\$269
:	:	:	:	:

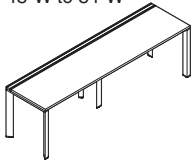


# Single-Sided Bases

SIN 711.2



48"W to 84"W



96"W

**For laminate price group 2 pricing, please refer to the electronic catalog or SmartTools.**

*Tip: Wood group 2 and 3 upcharges are in addition to wood group 1 upcharge.*

*Tip: Two cable hangers are included with 48"W to 66"W units, three cable hangers are included with 72"W units, and four cable hangers are included with 78"W to 96"W units.*

*Tip: 96"W single-sided bases and extensions include an intermediate leg. The 96"W single-sided base or extension is recommended to be used as a two person workstation. It should not be used as a single person workstation, as the intermediate leg may cause interference with the user. This is only applicable on the single-sided application.*

Standard Includes	Required to Specify
-------------------	---------------------

- Desk frame: slate
- Integrated rail: anodized aluminum
- High-Pressure Laminate price group 1 surface with plastic edges: 3 mm plastic edge on front, 1 mm on sides and back
- Two post legs: paint
- Two post legs and intermediate leg on 96"W units: paint
- Upper and lower trays, and end caps: slate
- Cable hangers: slate

- 1 Style number
  - 2 Laminate color number for surface
  - 3 Plastic color number for edges on laminate surface
  - 4 Paint color number for legs
  - 5 Options, if selected (see below)
- ▶ See *Surface Materials*, page 124.

Surface Materials	Options	Price	Required to Specify
-------------------	---------	-------	---------------------

<b>Surface Materials</b>	<b>Laminate</b>		
	<ul style="list-style-type: none"> <li>• Laminate price group 2</li> <li>• Open Line laminate on High-Pressure Laminate surfaces</li> </ul>	See information at left +\$ 69 plus cost of laminate	Specify laminate color number. ▶ See <i>Surface Materials Reference Manual</i> .

	<b>Wood veneer surfaces</b>		
	<ul style="list-style-type: none"> <li>• Wood group 1 veneer surface with wood veneer edges                             <ul style="list-style-type: none"> <li>– 3 mm edge profile on front edge, 0.6 mm on sides and back</li> </ul> </li> <li>• Wood group 2</li> <li>• Wood group 3</li> <li>• Customiz stain</li> <li>• Full-fill finish on wood group 1</li> </ul>	Prices at right  +\$ 69 +\$242 No cost +\$ 69	Specify <i>with wood veneer</i> and indicate wood color number.  Specify <i>with wood veneer</i> and indicate wood color number. Specify <i>with Customiz stain</i> . ▶ See <i>Surface Materials Reference Manual</i> . Specify full-fill finish number.

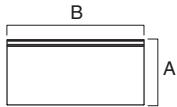
	<b>Legs</b>		
	<ul style="list-style-type: none"> <li>• Paint price group 1</li> <li>• Paint price group 2</li> <li>• Paint price group 3</li> </ul>	No cost +\$ 50 +\$107	Specify paint color number. Specify paint color number. Specify paint color number.

<b>Power and Data Access Door</b>	<b>Door</b>		
	<ul style="list-style-type: none"> <li>• Door in worksurface for 48"W to 84"W                             <ul style="list-style-type: none"> <li>– Paint</li> <li>– Anodized aluminum for 48"W to 84"W worksurfaces</li> </ul> </li> <li>• Door in worksurface for 96"W                             <ul style="list-style-type: none"> <li>– Paint</li> <li>– Anodized aluminum for 96"W worksurfaces</li> </ul> </li> </ul>	+\$206 No cost +\$ 10 +\$412 No cost +\$ 23	Specify <i>with door in worksurface</i> .  Specify paint color number. Specify <i>with 8043 Clear Anodized Aluminum</i> . Specify <i>with door in worksurface</i> . Specify paint color number. Specify <i>with 8043 Clear Anodized Aluminum</i> .

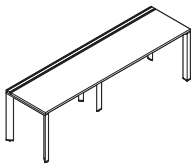
	<b>Cutout</b>		
	<ul style="list-style-type: none"> <li>• Cutout in worksurface for 48"W to 84"W</li> <li>• Cutout in worksurface for 96"W</li> </ul>	+\$ 51 +\$102	Specify <i>with cutout in worksurface</i> . Specify <i>with cutout in worksurface</i> .

<b>Loop Legs</b>	<ul style="list-style-type: none"> <li>• Loop legs</li> </ul>	+\$167	Specify <i>with loop legs</i> .
------------------	---	--------	---------------------------------

<b>Trays</b>	<ul style="list-style-type: none"> <li>• Upper and lower tray and end caps for 48"W to 84"W</li> <li>• Simple tray for 48"W to 84"W</li> <li>• Upper and lower tray and end caps for 96"W</li> <li>• Simple tray for 96"W</li> </ul>	No cost –\$ 61 No cost –\$122	Specify <i>with upper and lower tray</i> . Specify <i>with simple tray</i> . Specify <i>with upper and lower tray</i> . Specify <i>with simple tray</i> .
--------------	--	--	--



48"W to 84"W



96"W

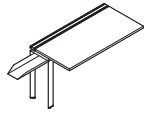
Tip: The (A) dimension is to back edge of integrated rail. Actual worksurface depths are 22" and 28".

Specification Information

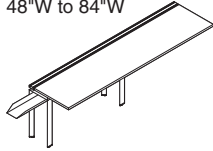
Dimensions		Style Number	Base Price	Option (Add \$ to Base Price)
A	B			
25 1/2"	48"	<b>FMBSS2448</b>	\$1782	+\$222
25 1/2"	60"	<b>FMBSS2460</b>	\$1857	+\$246
25 1/2"	66"	<b>FMBSS2466</b>	\$1912	+\$256
25 1/2"	72"	<b>FMBSS2472</b>	\$1973	+\$269
25 1/2"	78"	<b>FMBSS2478</b>	\$2040	+\$279
25 1/2"	84"	<b>FMBSS2484</b>	\$2112	+\$289
25 1/2"	96"	<b>FMBSS2496</b>	\$3048	+\$357
31 1/2"	48"	<b>FMBSS3048</b>	\$1889	+\$246
31 1/2"	60"	<b>FMBSS3060</b>	\$1968	+\$269
31 1/2"	66"	<b>FMBSS3066</b>	\$2024	+\$279
31 1/2"	72"	<b>FMBSS3072</b>	\$2080	+\$289
31 1/2"	78"	<b>FMBSS3078</b>	\$2146	+\$301
31 1/2"	84"	<b>FMBSS3084</b>	\$2224	+\$312
31 1/2"	96"	<b>FMBSS3096</b>	\$3202	+\$423

# Single-Sided Extensions

SIN 711.2



48"W to 84"W



96"W

**For laminate price group 2 pricing**, please refer to the electronic catalog or SmartTools.

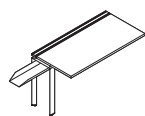
*Tip: Wood group 2 and 3 upcharges are in addition to wood group 1 upcharge.*

*Tip: Two cable hangers are included with 48"W to 66"W units, three cable hangers are included with 72"W units, and four cable hangers are included with 78"W to 96"W units.*

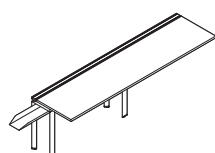
*Tip: 96"W single-sided bases and extensions include an intermediate leg. The 96"W single-sided base or extension is recommended to be used as a two person workstation. It should not be used as a single person workstation, as the intermediate leg may cause interference with the user. This is only applicable on the single-sided application.*

Standard Includes	Required to Specify
<ul style="list-style-type: none"> <li>• Desk frame: slate</li> <li>• Integrated rail: anodized aluminum</li> <li>• High-Pressure Laminate price group 1 surface with plastic edges: 3 mm plastic edge on front, 1 mm on sides and back</li> <li>• Intermediate leg: paint</li> <li>• Two intermediate legs on 96"W units: paint</li> <li>• Upper and lower trays: slate</li> <li>• Cable hangers: slate</li> </ul>	<ol style="list-style-type: none"> <li>1 Style number</li> <li>2 Laminate color number for surface</li> <li>3 Plastic color number for edges on laminate surface</li> <li>4 Paint color number for legs</li> <li>5 Options, if selected (see below)</li> </ol> <p>▶ See <i>Surface Materials</i>, page 124.</p>

Options	Price	Required to Specify
<p><b>Surface Materials</b></p> <ul style="list-style-type: none"> <li>• Laminate price group 2</li> <li>• Open Line laminate on High-Pressure Laminate surfaces</li> </ul>	<p>See information at left +\$ 69 plus cost of laminate</p>	<p>Specify laminate color number. ▶ See <i>Surface Materials Reference Manual</i>.</p>
<p><b>Wood veneer surfaces</b></p> <ul style="list-style-type: none"> <li>• Wood group 1 veneer surface with wood veneer edges – 3 mm edge profile on front edge, 0.6 mm on sides and back</li> <li>• Wood group 2</li> <li>• Wood group 3</li> <li>• Customiz stain</li> <li>• Full-fill finish on wood group 1</li> </ul>	<p>Prices at right +\$ 69 +\$242 No cost +\$ 69</p>	<p>Specify <i>with wood veneer</i> and indicate wood color number.  Specify <i>with wood veneer</i> and indicate wood color number. Specify <i>with wood veneer</i> and indicate wood color number. Specify <i>with Customiz stain</i>. ▶ See <i>Surface Materials Reference Manual</i>. Specify full-fill finish number.</p>
<p><b>Legs</b></p> <ul style="list-style-type: none"> <li>• Paint price group 1</li> <li>• Paint price group 2</li> <li>• Paint price group 3</li> </ul>	<p>No cost +\$ 29 +\$ 50</p>	<p>Specify paint color number. Specify paint color number. Specify paint color number.</p>
<p><b>Power and Data Access Door</b></p> <ul style="list-style-type: none"> <li>• Door in worksurface for 48"W to 84"W – Paint</li> <li>– Anodized aluminum for 48"W to 84"W worksurfaces</li> <li>• Door in worksurface for 96"W – Paint</li> <li>– Anodized aluminum for 96"W worksurfaces</li> </ul>	<p>+\$206 No cost +\$ 10 +\$412 No cost +\$ 23</p>	<p>Specify <i>with door in worksurface</i>.  Specify paint color number. Specify <i>with 8043 Clear Anodized Aluminum</i>. Specify <i>with door in worksurface</i>. Specify paint color number. Specify <i>with 8043 Clear Anodized Aluminum</i>.</p>
<p><b>Cutout</b></p> <ul style="list-style-type: none"> <li>• Cutout in worksurface for 48"W to 84"W</li> <li>• Cutout in worksurface for 96"W</li> </ul>	<p>+\$ 51 +\$102</p>	<p>Specify <i>with cutout in worksurface</i>. Specify <i>with cutout in worksurface</i>.</p>
<p><b>Trays</b></p> <ul style="list-style-type: none"> <li>• Upper and lower tray and end caps for 48"W to 84"W</li> <li>• Simple tray for 48"W to 84"W</li> <li>• Upper and lower tray and end caps for 96"W</li> <li>• Simple tray for 96"W</li> </ul>	<p>No cost –\$ 61 No cost –\$122</p>	<p>Specify <i>with upper and lower tray</i>.  Specify <i>with simple tray</i>. Specify <i>with upper and lower tray</i>. Specify <i>with simple tray</i>.</p>



48"W to 84"W



96"W

Tip: The (A) dimension is to back edge of integrated rail. Actual worksurface depths are 22" and 28".

**Specification Information**

Dimensions		Style Number	Base Price	Option (Add \$ to Base Price)
A	B			
25 1/2"	48"	<b>FMESS2448</b>	\$1555	+\$222
25 1/2"	60"	<b>FMESS2460</b>	\$1633	+\$246
25 1/2"	66"	<b>FMESS2466</b>	\$1689	+\$256
25 1/2"	72"	<b>FMESS2472</b>	\$1746	+\$269
25 1/2"	78"	<b>FMESS2478</b>	\$1812	+\$279
25 1/2"	84"	<b>FMESS2484</b>	\$1884	+\$289
25 1/2"	96"	<b>FMESS2496</b>	\$2713	+\$357
31 1/2"	48"	<b>FMESS3048</b>	\$1644	+\$246
31 1/2"	60"	<b>FMESS3060</b>	\$1718	+\$269
31 1/2"	66"	<b>FMESS3066</b>	\$1772	+\$279
31 1/2"	72"	<b>FMESS3072</b>	\$1829	+\$289
31 1/2"	78"	<b>FMESS3078</b>	\$1894	+\$301
31 1/2"	84"	<b>FMESS3084</b>	\$1973	+\$312
31 1/2"	96"	<b>FMESS3096</b>	\$2850	+\$423

# Intermediate Leg Covers

SIN 711.2



Standard Includes	Required to Specify
<ul style="list-style-type: none"> <li>Leg cover (for both sides of the leg): paint</li> </ul>	<ul style="list-style-type: none"> <li>1 Style number</li> <li>2 Paint color number for leg cover</li> <li>3 Options, if selected (see below)</li> <li>▶ See <i>Surface Materials</i>, page 124.</li> </ul>

Options	Price	Required to Specify
<b>Surface Materials</b> <b>Paint</b> <ul style="list-style-type: none"> <li>Paint price group 1</li> <li>Paint price group 2</li> <li>Paint price group 3</li> </ul>	<ul style="list-style-type: none"> <li>No cost</li> <li>+\$29</li> <li>+\$50</li> </ul>	<ul style="list-style-type: none"> <li>Specify paint color number.</li> <li>Specify paint color number.</li> <li>Specify paint color number.</li> </ul>

Specification Information	
<ul style="list-style-type: none"> <li>Style Number</li> </ul>	<ul style="list-style-type: none"> <li>Base Price</li> </ul>

## For Dual-Sided Extension Units with Upper and Lower Tray

<b>FMLCD</b>	\$157
:	:

## For Dual-Sided Extension Units with Simple Tray

<b>FMLCSD</b>	\$157
:	:

## For Single-Sided Extension Units with Upper and Lower Tray

<b>FMLCS</b>	\$157
:	:

## For Single-Sided Extension Units with Simple Tray

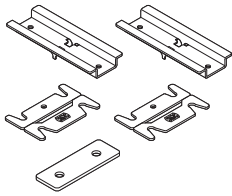
<b>FMLCSS</b>	\$157
:	:



# Bench Accessories

SIN 711.2

## Connection Kit – Base Leg to Base Leg



Standard Includes	Required to Specify
-------------------	---------------------

- Connection kit

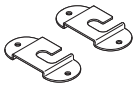
Style number

Specification Information	
---------------------------	--

• Style Number	• Price
FMCKDS	\$33
•	•



## Floor Anchor Brackets



Standard Includes	Required to Specify
-------------------	---------------------

- Brackets

Style number

Specification Information	
---------------------------	--

• Style Number	• Price
FMFA	\$43
•	•

# Infills

SIN 711.2

**For laminate price group 2 pricing, please refer to the electronic catalog or SmartTools.**

*Tip: Wood group 2 and 3 upcharges are in addition to wood group 1 upcharge.*

Standard Includes	Required to Specify
<ul style="list-style-type: none"> <li>High-Pressure Laminate price group 1 surface</li> <li>Edge band on laminate surface: plastic</li> <li>Brackets and caps</li> </ul>	<ol style="list-style-type: none"> <li>Style number</li> <li>Laminate color number for surface</li> <li>Plastic color number for edge band on laminate surface</li> <li>Options, if selected (see below)</li> </ol> <p>▶ See <i>Surface Materials</i>, page 124.</p>

Surface Materials	Options	Price	Required to Specify
	<b>Laminate</b> <ul style="list-style-type: none"> <li>Laminate price group 2</li> <li>Open Line laminate on High-Pressure Laminate surfaces</li> </ul>	See information at left +\$ 69 plus cost of laminate	Specify laminate color number. ▶ See <i>Surface Materials Reference Manual</i> .
	<b>Wood veneer surfaces</b> <ul style="list-style-type: none"> <li>Wood group 1 veneer surface with wood veneer edges</li> <li>Wood group 2</li> <li>Wood group 3</li> <li>Customiz stain</li> </ul>	Prices below +\$ 69 +\$242 No cost	Specify <i>with wood veneer</i> and indicate wood color number. Specify <i>with wood veneer</i> and indicate wood color number. Specify <i>with wood veneer</i> and indicate wood color number. Specify <i>with Customiz stain</i> . ▶ See <i>Surface Materials Reference Manual</i> .

Specification Information			
Width	Style Number	Base Price	Option (Add \$ to Base Price)
·	·	· High-Pressure Laminate	· Wood Price
·	·	· Price Group 1	· Group 1

### For Dual-Sided Bench with Post Leg

48"	<b>FMFP48</b>	\$467	+\$247
60"	<b>FMFP60</b>	\$509	+\$269
·	·	·	·

### For Dual-Sided Bench with Loop Leg

48"	<b>FMFL48</b>	\$467	+\$247
60"	<b>FMFL60</b>	\$509	+\$269
·	·	·	·

### For Dual-Sided Bench with End Counter and Post Leg

48"	<b>FMFPE48</b>	\$467	+\$247
60"	<b>FMFPE60</b>	\$509	+\$269
·	·	·	·

### For Dual-Sided Bench with End Counter and Loop Leg

48"	<b>FMFLE48</b>	\$467	+\$247
60"	<b>FMFLE60</b>	\$509	+\$269
·	·	·	·

### For Single-Sided Bench with Post Leg

24"	<b>FMFP24</b>	\$375	+\$123
30"	<b>FMFP30</b>	\$418	+\$134
·	·	·	·

### For Single-Sided Bench with Loop Leg

24"	<b>FMFL24</b>	\$375	+\$123
30"	<b>FMFL30</b>	\$418	+\$134
·	·	·	·



*Tip: Single-sided infills are to be used on single-sided benches, not on returns.*

# Returns

SIN 711.2

Standard Includes	Required to Specify
<ul style="list-style-type: none"> <li>High-Pressure Laminate price group 1 surface with plastic edges: 3 mm plastic edge on front and sides, 1 mm on back</li> <li>One post leg: paint</li> <li>Hat channel and brackets</li> </ul>	<ol style="list-style-type: none"> <li>Style number</li> <li>Laminate color number for surface</li> <li>Plastic color number for edges on laminate surface</li> <li>Paint color number for leg</li> <li>Options, if selected (see below)</li> </ol> <p>▶ See <i>Surface Materials</i>, page 124.</p>

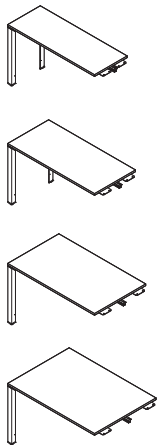
**For laminate price group 2 pricing,** please refer to the electronic catalog or SmartTools.

*Tip: Wood group 2 and 3 upcharges are in addition to wood group 1 upcharge.*

Surface Materials	Options	Price	Required to Specify
	<b>Laminate</b>		
	• Laminate price group 2	See information at left	Specify laminate color number.
	• Open Line laminate on High-Pressure Laminate surfaces	+\$ 69 plus cost of laminate	▶ See <i>Surface Materials Reference Manual</i> .
	<b>Wood veneer surfaces</b>		
	• Wood group 1 veneer surface with wood veneer edges – 3 mm edge profile on front sides, 1 mm on back	Prices below	Specify <i>with wood veneer</i> and indicate wood color number.
	• Wood group 2	+\$ 69	Specify <i>with wood veneer</i> and indicate wood color number.
	• Wood group 3	+\$242	Specify <i>with wood veneer</i> and indicate wood color number.
	• Customiz stain	No cost	Specify <i>with Customiz stain</i> .
	• Full-fill finish on wood group 1	+\$ 69	▶ See <i>Surface Materials Reference Manual</i> . Specify full-fill finish number.
		<b>Leg</b>	
	• Paint price group 1	No cost	Specify paint color number.
	• Paint price group 2	+\$ 28	Specify paint color number.
	• Paint price group 3	+\$ 53	Specify paint color number.
<b>Loop Leg</b>	• Loop leg	+\$108	Specify <i>with loop leg</i> .

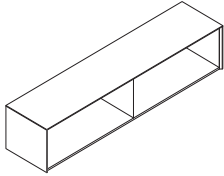
### Specification Information

• Dimensions		• Style	• Base Price	• Option
D	W	Number		(Add \$ to Base Price)
			High-Pressure Laminate Price Group 1	Wood Price Group 1
18"	36"	<b>FMRT1836</b>	\$687	+\$204
18"	48"	<b>FMRT1848</b>	\$718	+\$224
18"	60"	<b>FMRT1860</b>	\$750	+\$247
24"	36"	<b>FMRT2436</b>	\$702	+\$224
24"	48"	<b>FMRT2448</b>	\$734	+\$247
24"	60"	<b>FMRT2460</b>	\$766	+\$269
30"	36"	<b>FMRT3036</b>	\$755	+\$247
30"	48"	<b>FMRT3048</b>	\$788	+\$269
30"	60"	<b>FMRT3060</b>	\$820	+\$289
36"	36"	<b>FMRT3636</b>	\$771	+\$269
36"	48"	<b>FMRT3648</b>	\$804	+\$289
36"	60"	<b>FMRT3660</b>	\$836	+\$311



# Mid Storage—Tall and Slim

SIN 711.2



Standard Includes	Required to Specify
<ul style="list-style-type: none"> <li>Tall or slim storage case: paint price group 1</li> <li>1/2" top: paint to match case</li> <li>Integral pull on inline slider, if selected</li> <li>Lock, keyed random, if selected: finish to default based on pull finish</li> </ul>	<ol style="list-style-type: none"> <li>Style number</li> <li>Paint color number for storage case</li> <li>Color number for pulls, if inline slider selected:                         <ul style="list-style-type: none"> <li>4140 Arctic White Gloss</li> <li>4144 Black Gloss</li> <li>4799 Platinum</li> </ul> </li> <li>Mounting brackets, if wall-mounted storage selected</li> <li>Options, if selected (see below)                         <ul style="list-style-type: none"> <li>▶ See <i>Surface Materials</i>, page 124.</li> </ul> </li> </ol>

*Tip: Specify multi-color paint finish option to get the interior or inline slider a different paint finish than the case.*

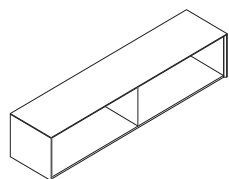
Options	Price	Required to Specify
<b>Surface Materials</b> <b>Paint</b> <ul style="list-style-type: none"> <li>Paint price group 1</li> <li>Paint price group 2</li> <li>Paint price group 3</li> </ul>	<ul style="list-style-type: none"> <li>No cost</li> <li>+\$ 59</li> <li>+\$152</li> </ul>	<ul style="list-style-type: none"> <li>Specify paint color number.</li> <li>Specify paint color number.</li> <li>Specify paint color number.</li> </ul>
<b>Multi-color paint finishes</b> <ul style="list-style-type: none"> <li>Multiple paint colors on case, interior, or inline slider</li> </ul>	<ul style="list-style-type: none"> <li>+\$152</li> </ul>	<ul style="list-style-type: none"> <li>Specify paint color number.</li> <li>▶ See <i>c:scape specification guide</i>.</li> </ul>
<b>Tops</b> <b>Wood veneer top</b> <ul style="list-style-type: none"> <li>Wood group 1 veneer top</li> <li>Wood group 2 veneer top</li> <li>Wood group 3 veneer top</li> <li>Customiz stain on wood veneer top</li> </ul>	<ul style="list-style-type: none"> <li>+\$624</li> <li>+\$671</li> <li>+\$788</li> <li>No cost</li> </ul>	<ul style="list-style-type: none"> <li>Specify wood color number.</li> <li>Specify wood color number.</li> <li>Specify wood color number.</li> <li>Specify <i>with Customiz stain</i>.</li> <li>▶ See <i>Surface Materials Reference Manual</i>.</li> </ul>
<b>Inline Slider</b> <ul style="list-style-type: none"> <li>Inline slider on tall mid storage</li> </ul>	<ul style="list-style-type: none"> <li>+\$702</li> </ul>	<ul style="list-style-type: none"> <li>Specify <i>with inline slider</i>.</li> </ul>
<b>Lock and Keying</b> <ul style="list-style-type: none"> <li>Locking inline slider</li> <li>Factory- and field-installed keying</li> </ul>	<ul style="list-style-type: none"> <li>+\$126</li> </ul>	<ul style="list-style-type: none"> <li>Specify <i>with lock</i>.</li> <li>▶ Page 432</li> </ul>
<b>Related Products</b> <ul style="list-style-type: none"> <li>Mid storage supports</li> </ul>		<ul style="list-style-type: none"> <li>▶ Page 55</li> </ul>

*Tip: Inline slider is available on 60"W—78"W tall mid storage.*

*Tip: Supports, ordered separately, must be specified for perpendicular and mirrored applications.*

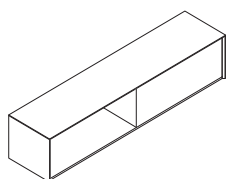
**Specification Information**

Dimensions			Style	Base
D	W	H	Number	Price



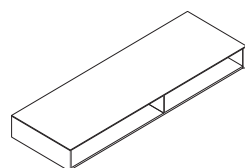
**Personal Tall Storage**

17"	30"	15"	<b>CQMT173015P</b>	\$ 420
17"	36"	15"	<b>CQMT173615P</b>	\$ 514
17"	42"	15"	<b>CQMT174215P</b>	\$ 607
17"	48"	15"	<b>CQMT174815P</b>	\$ 700
17"	60"	15"	<b>CQMT176015P</b>	\$ 887
17"	66"	15"	<b>CQMT176615P</b>	\$ 980
17"	72"	15"	<b>CQMT177215P</b>	\$1073
17"	78"	15"	<b>CQMT177815P</b>	\$1167



**Shared Tall Storage**

17"	30"	15"	<b>CQMT173015S</b>	\$ 420
17"	36"	15"	<b>CQMT173615S</b>	\$ 514
17"	42"	15"	<b>CQMT174215S</b>	\$ 607
17"	48"	15"	<b>CQMT174815S</b>	\$ 700
17"	60"	15"	<b>CQMT176015S</b>	\$ 887
17"	66"	15"	<b>CQMT176615S</b>	\$ 980
17"	72"	15"	<b>CQMT177215S</b>	\$1073
17"	78"	15"	<b>CQMT177815S</b>	\$1167



**Personal Slim Storage**

17"	30"	7½"	<b>CQMS173007P</b>	\$ 420
17"	36"	7½"	<b>CQMS173607P</b>	\$ 514
17"	42"	7½"	<b>CQMS174207P</b>	\$ 607
17"	48"	7½"	<b>CQMS174807P</b>	\$ 700
17"	60"	7½"	<b>CQMS176007P</b>	\$ 887
17"	66"	7½"	<b>CQMS176607P</b>	\$ 980
17"	72"	7½"	<b>CQMS177207P</b>	\$1073
17"	78"	7½"	<b>CQMS177807P</b>	\$1167

► **Specification Information, continued on next page**

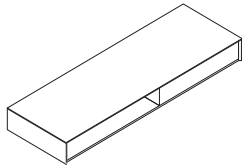
Mid Storage–Tall and Slim, continued

SIN 711.2

► Specification Information, continued from previous page

**Specification Information**

Dimensions			Style	Base
D	W	H	Number	Price



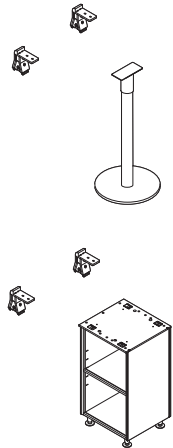
**Shared Slim Storage**

17"	30"	7½"	<b>CQMS173007S</b>	\$ 420
17"	36"	7½"	<b>CQMS173607S</b>	\$ 514
17"	42"	7½"	<b>CQMS174207S</b>	\$ 607
17"	48"	7½"	<b>CQMS174807S</b>	\$ 700
17"	60"	7½"	<b>CQMS176007S</b>	\$ 887
17"	66"	7½"	<b>CQMS176607S</b>	\$ 980
17"	72"	7½"	<b>CQMS177207S</b>	\$1073
17"	78"	7½"	<b>CQMS177807S</b>	\$1167
24"	60"	7½"	<b>CQMS246007S</b>	\$ 887
24"	66"	7½"	<b>CQMS246607S</b>	\$ 980
24"	72"	7½"	<b>CQMS247207S</b>	\$1073
24"	78"	7½"	<b>CQMS247807S</b>	\$1167

# Mid Storage Supports

SIN 711.2

## Perpendicular Application Kit

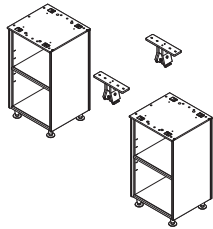
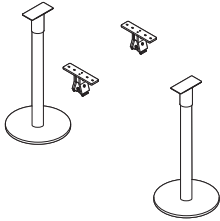


Standard Includes	Required to Specify
<ul style="list-style-type: none"> <li>• Pair of L-stanchions and one column, if selected: 4799 Platinum</li> <li>• Pair of 4"H L-stanchions and one high ped, if selected: paint price group 1</li> <li>• Leveling glides, if high ped selected</li> <li>• Integral pull on units with hinged door</li> <li>• Lock, keyed random: finish to default based on pull finish</li> </ul>	<ol style="list-style-type: none"> <li>1 Style number</li> <li>2 Column or high ped</li> <li>3 Paint color number for high ped, if selected</li> <li>4 Color number for pulls, if door on high ped selected:                         <ul style="list-style-type: none"> <li>4140 Arctic White Gloss</li> <li>4144 Black Gloss</li> <li>4799 Platinum</li> </ul> </li> </ol> <p>▶ See <i>Surface Materials</i>, page 124.</p>

Options	Price	Required to Specify
<b>Surface Materials</b> <b>Paint for high ped</b> <ul style="list-style-type: none"> <li>• Paint price group 1</li> <li>• Paint price group 2</li> <li>• Paint price group 3</li> </ul>	No cost +\$ 59 +\$152	Specify paint color number. Specify paint color number. Specify paint color number.
<b>Multi-color paint finishes</b> <ul style="list-style-type: none"> <li>• Multiple paint colors on case, interior, or fronts</li> </ul>	+\$152	Specify paint color number. ▶ See <i>Surface Materials</i> , page 124.
<b>Configurations for 17"D High Ped</b> <b>Case configuration:</b> <b>Open</b> <ul style="list-style-type: none"> <li>• Open case</li> </ul> <b>Closed</b> <ul style="list-style-type: none"> <li>• Hinged door left</li> <li>• Hinged door right</li> </ul>	+\$544 +\$811 +\$811	Specify <i>with open case</i> . Specify <i>with door left</i> and select finish color number. Specify <i>with door right</i> and select finish color number.
<b>Configurations for 24"D High Ped</b> <b>Case configuration:</b> <b>Open</b> <ul style="list-style-type: none"> <li>• Open case</li> </ul>	+\$590	Specify <i>with open case</i> .
<b>Wood Veneer Door Front</b> <ul style="list-style-type: none"> <li>• Wood group 1</li> <li>• Customiz stain on wood veneer door</li> <li>• Wood group 2</li> <li>• Wood group 3</li> </ul>	+\$260 No cost +\$288 +\$354	Specify wood color number. Specify <i>with Customiz stain</i> . ▶ See <i>Surface Materials Reference Manual</i> . Specify wood color number. Specify wood color number.

Specification Information	
• Style Number	• Base Price
FMMAP	\$520

**Mirrored Application Kit**




Standard Includes	Required to Specify
<ul style="list-style-type: none"> <li>• Pair of 4"H T-stanchions and two columns, if selected: 4799 Platinum</li> <li>• Pair of T-stanchions and two high peds, if selected: paint price group 1</li> <li>• Leveling glides, if high ped selected</li> <li>• Integral pull on units with hinged door</li> <li>• Lock, keyed random: finish to default based on pull finish</li> </ul>	<ol style="list-style-type: none"> <li>1 Style number</li> <li>2 Column or high ped</li> <li>3 Paint color number for high ped, if selected</li> <li>4 Color number for pulls, if door on high ped selected:                         <ul style="list-style-type: none"> <li>4140 Arctic White Gloss</li> <li>4144 Black Gloss</li> <li>4799 Platinum</li> </ul> </li> </ol> <p>▶ See <i>Surface Materials</i>, page 124.</p>

Options	Price	Required to Specify
<b>Surface Materials</b> <ul style="list-style-type: none"> <li>• <b>Paint for high ped</b> <ul style="list-style-type: none"> <li>• Paint price group 1</li> <li>• Paint price group 2</li> <li>• Paint price group 3</li> </ul> </li> <li>• <b>Multi-color paint finishes</b> <ul style="list-style-type: none"> <li>• Multiple paint colors on case, interior, or fronts</li> </ul> </li> </ul>	<ul style="list-style-type: none"> <li>No cost</li> <li>+\$ 59</li> <li>+\$ 152</li> <li>+\$ 152</li> </ul>	<ul style="list-style-type: none"> <li>Specify paint color number.</li> <li>Specify paint color number.</li> <li>Specify paint color number.</li> <li>Specify paint color number.</li> <li>▶ See <i>Surface Materials</i>, page 124.</li> </ul>
<b>Column</b> <ul style="list-style-type: none"> <li>• Column</li> </ul>	No cost	Specify <i>with column</i> .
<b>Configurations for 17"D High Ped</b> <ul style="list-style-type: none"> <li>• <b>Case configuration:</b> <ul style="list-style-type: none"> <li>• <b>Open</b></li> <li>• <b>Closed</b> <ul style="list-style-type: none"> <li>• Hinged door left</li> <li>• Hinged door right</li> <li>• One hinged door left and one hinged door right</li> </ul> </li> </ul> </li> </ul>	<ul style="list-style-type: none"> <li>+\$1088</li> <li>+\$1622</li> <li>+\$1622</li> <li>+\$1622</li> </ul>	<ul style="list-style-type: none"> <li>Specify <i>with open case</i>.</li> <li>Specify <i>with door left</i> and select finish color number.</li> <li>Specify <i>with door right</i> and select finish color number.</li> <li>Specify <i>with one door left and one door right</i> and select finish color number.</li> </ul>
<b>Configurations for 24"D High Ped</b> <ul style="list-style-type: none"> <li>• <b>Case configuration:</b> <ul style="list-style-type: none"> <li>• <b>Open</b></li> </ul> </li> </ul>	+\$1180	Specify <i>with open case</i> .
<b>Wood Veneer Door Front</b> <ul style="list-style-type: none"> <li>• Wood group 1</li> <li>• Customiz stain on wood veneer door</li> <li>• Wood group 2</li> <li>• Wood group 3</li> </ul>	<ul style="list-style-type: none"> <li>+\$ 260</li> <li>No cost</li> <li>+\$ 288</li> <li>+\$ 354</li> </ul>	<ul style="list-style-type: none"> <li>Specify wood color number.</li> <li>Specify <i>with Customiz stain</i>.</li> <li>▶ See <i>Surface Materials Reference Manual</i>.</li> <li>Specify wood color number.</li> <li>Specify wood color number.</li> </ul>

Specification Information	
• Style Number	• Base Price
FMMAM	\$761



### Parallel Application Kit



Standard Includes	Required to Specify
• Pair of T-stanchions: 4799 Platinum	Style number

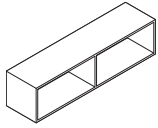
#### Specification Information

Style Number	Price
FMMAL	\$285



# Single-High Overhead Cabinets for FrameOne End Counter Below Application

SIN 711.2



Standard Includes	Required to Specify
<ul style="list-style-type: none"> <li>Overhead cabinet:                             <ul style="list-style-type: none"> <li>–Wood price group 1 case with wood front</li> <li>–Laminate case with same or contrasting laminate price group 1 front</li> <li>–Laminate case with wood front</li> </ul> </li> <li>3 mm plastic edge on the sides of the laminate top only to align with FrameOne worksurfaces</li> <li>Unfinished back</li> <li>Sliding doors have safety stops</li> </ul>	<ol style="list-style-type: none"> <li>Style number</li> <li>Wood or laminate color number for overhead cabinet</li> <li>Laminate color number for laminate fronts on laminate case, if selected</li> <li>Plastic color number for edges on laminate surface, if selected</li> <li>Wood color number for wood fronts on laminate cases, if selected</li> <li>Bracket selection (see below)</li> <li>Options, if selected (see below)</li> </ol> <p>▶ See <i>Surface Materials</i>, page 124.</p>

Options	Price	Required to Specify
<b>Surface Materials</b>		
<b>Wood overhead cabinet</b>		
<ul style="list-style-type: none"> <li>Wood group 2</li> <li>Wood group 3</li> <li>Customiz stain</li> <li>Full-fill finish on wood group 1 for 48"W</li> </ul>	<ul style="list-style-type: none"> <li>Prices at right</li> <li>Prices at right</li> <li>No cost</li> <li>+\$ 47</li> </ul>	<ul style="list-style-type: none"> <li>Specify wood color number.</li> <li>Specify wood color number.</li> <li>Specify <i>with Customiz stain</i>.</li> <li>Specify full-fill finish color number.</li> </ul>
<b>Laminate overhead cabinet</b>		
<ul style="list-style-type: none"> <li>Laminate price group 2</li> <li>Open Line laminate</li> </ul>	<ul style="list-style-type: none"> <li>See information at left</li> <li>+\$ 69 plus cost of laminate</li> <li>Prices at right</li> </ul>	<ul style="list-style-type: none"> <li>Specify laminate color number.</li> <li>▶ See <i>Surface Materials Reference Manual</i>.</li> </ul>
<ul style="list-style-type: none"> <li>Wood group 2 on wood fronts</li> <li>Wood group 3 on wood fronts</li> <li>Customiz stain</li> </ul>	<ul style="list-style-type: none"> <li>Prices at right</li> <li>Prices at right</li> <li>No cost</li> </ul>	<ul style="list-style-type: none"> <li>Specify wood color number.</li> <li>Specify wood color number.</li> <li>Specify <i>with Customiz stain</i>.</li> </ul>
<b>Painted Glass Door(s) for Overhead Cabinets</b>		
<ul style="list-style-type: none"> <li>Non-locking glass door for sliding doors</li> <li>Painted metal frame for sliding glass door</li> </ul>	<ul style="list-style-type: none"> <li>+\$314</li> <li>No cost</li> </ul>	<ul style="list-style-type: none"> <li>Specify <i>with glass door</i> and select finish.</li> <li>Specify <i>with frame</i> and select paint color number.</li> </ul>
<b>Mirrored Glass Door(s) for Overhead Cabinets</b>		
<ul style="list-style-type: none"> <li>Non-locking glass door for sliding doors</li> <li>Painted metal frame for sliding glass door</li> </ul>	<ul style="list-style-type: none"> <li>+\$440</li> <li>No cost</li> </ul>	<ul style="list-style-type: none"> <li>Specify <i>with mirrored glass door</i> and select finish.</li> <li>Specify <i>with frame</i> and select paint color number.</li> </ul>
<b>Brackets</b>		
<ul style="list-style-type: none"> <li>End counter below bracket</li> </ul>	<ul style="list-style-type: none"> <li>+\$317</li> </ul>	<ul style="list-style-type: none"> <li>Specify <i>with end counter below bracket</i>.</li> </ul>

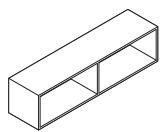
**For laminate price group 2 pricing, please refer to the electronic catalog or SmartTools.**

*Tip: The width of the overhead cabinets must match the depth of the dual-sided FrameOne bench.*



**Specification Information**

Dimensions			Style Number	Number of Dividers	Base Prices		Options	
D	W	H			Wood Case	Laminate Case	(Add \$ to Base Price)	
					Open Front	Open Front	<b>Wood</b>	
							Wood Case with Open Front	
							Wood	Wood
							Group 2	Group 3

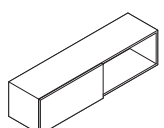


**Open**

15"	48"	15"	<b>E6OB154815P</b>	1	\$1406	\$ 924	+\$59	+\$211
15"	60"	15"	<b>E6OB156015P</b>	1	\$1561	\$1079	+\$59	+\$211

**Specification Information**

Dimensions			Style Number	Number of Dividers	Base Prices			Options				
D	W	H			Wood Case	Laminate Case	(Add \$ to Base Price)					
					Wood Front	Laminate Front	Wood Front	<b>Wood</b>				
								Wood Case with Open Front	Laminate case with Wood Front			
								Wood	Wood	Wood	Wood	
								Group 2	Group 3	Group 2	Group 3	

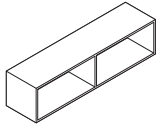


**With Sliding Door**

15 <sup>7</sup> / <sub>8</sub> "	48"	15"	<b>E6OB154815S</b>	1	\$1725	\$1121	\$1453	+\$97	+\$336	+\$28	+\$94
15 <sup>7</sup> / <sub>8</sub> "	60"	15"	<b>E6OB156015S</b>	1	\$1954	\$1350	\$1682	+\$97	+\$336	+\$28	+\$94

# Single-High Overhead Cabinets for FrameOne Above Worksurface Application

SIN 711.2



Standard Includes	Required to Specify
<ul style="list-style-type: none"> <li>Overhead cabinet:                             <ul style="list-style-type: none"> <li>–Wood price group 1 case with wood front</li> <li>–Laminate price group 1 case with same or contrasting laminate front</li> <li>–Laminate price group 1 case with wood front</li> </ul> </li> <li>Unfinished back</li> <li>Sliding doors have safety stops</li> <li>Tackboard on personal open, shared open, and personal with sliding door</li> </ul>	<ol style="list-style-type: none"> <li>Style number</li> <li>Wood or laminate color number for overhead cabinet</li> <li>Laminate color number for laminate fronts on laminate case, if selected</li> <li>Wood color number for wood fronts on laminate cases, if selected</li> <li>Fabric color number for tackboard, if selected</li> <li>Bracket selection (see below)</li> <li>Options, if selected (see below)</li> </ol> <p>▶ See <i>Surface Materials</i>, page 124.</p>

Options	Price	Required to Specify
<p><b>Surface Materials</b></p> <p><b>Wood overhead cabinet</b></p> <ul style="list-style-type: none"> <li>Wood group 2</li> <li>Wood group 3</li> <li>Customiz stain</li> </ul> <hr/> <p><b>Laminate overhead cabinet</b></p> <ul style="list-style-type: none"> <li>Laminate price group 2</li> <li>Open Line laminate</li> </ul> <hr/> <ul style="list-style-type: none"> <li>Wood group 2 on wood fronts</li> <li>Wood group 3 on wood fronts</li> <li>Customiz stain</li> </ul> <hr/> <p><b>Tackboard (not available on shared with sliding door)</b></p> <ul style="list-style-type: none"> <li>Fabric price group 1</li> <li>Fabric price group 2</li> <li>Fabric price group 3</li> <li>Fabric price group 4</li> <li>Fabric price group 5</li> <li>Fabric price group COM</li> </ul>	<p>Prices at right</p> <p>Prices at right</p> <p>No cost</p> <hr/> <p>See information at left</p> <p>+\$ 69</p> <p>plus cost of laminate</p> <p>Prices at right</p> <p>Prices at right</p> <p>No cost</p> <hr/> <p>No cost</p> <p>+\$ 12</p> <p>+\$ 55</p> <p>+\$ 75</p> <p>+\$120</p> <p>+\$ 16</p>	<p>Specify wood color number.</p> <p>Specify wood color number.</p> <p>Specify <i>with Customiz stain</i>.</p> <hr/> <p>Specify laminate color number.</p> <p>▶ See <i>Surface Materials Reference Manual</i>.</p> <hr/> <p>Specify wood color number.</p> <p>Specify wood color number.</p> <p>Specify <i>with Customiz stain</i>.</p> <hr/> <p>Specify color number.</p> <p>Specify color number.</p> <p>Specify color number.</p> <p>Specify color number.</p> <p>Specify color number.</p> <p>▶ See <i>Surface Materials Reference Manual</i>.</p>
<p><b>Painted Glass Door(s) for Overhead Cabinets</b></p> <p><b>Non-locking glass door for sliding doors</b></p> <ul style="list-style-type: none"> <li>On 36"W, 42"W, 48"W, and 60"W</li> <li>On 66"W, 72"W, and 78"W</li> </ul> <hr/> <p><b>Frame</b></p> <ul style="list-style-type: none"> <li>Painted metal frame for sliding glass door</li> </ul>	<p>+\$314 per door</p> <p>+\$350 per door</p> <hr/> <p>No cost</p>	<p>Specify <i>with glass door</i> and select finish.</p> <p>Specify <i>with glass door</i> and select finish</p> <hr/> <p>Specify <i>with frame</i> and select paint color number.</p>
<p><b>Mirrored Glass Door(s) for Overhead Cabinets</b></p> <p><b>Non-locking glass door for sliding doors</b></p> <ul style="list-style-type: none"> <li>On 36"W, 42"W, 48"W, and 60"W</li> <li>On 66"W, 72"W, and 78"W</li> </ul> <hr/> <p><b>Frame</b></p> <ul style="list-style-type: none"> <li>Painted metal frame for sliding glass door</li> </ul>	<p>+\$440 per door</p> <p>+\$488 per door</p> <hr/> <p>No cost</p>	<p>Specify <i>with mirrored glass door</i> and select finish.</p> <p>Specify <i>with mirrored glass door</i> and select finish.</p> <hr/> <p>Specify <i>with frame</i> and select paint color number.</p>
<p><b>Brackets</b></p> <p><b>Available on all widths</b></p> <ul style="list-style-type: none"> <li>No brackets</li> <li>Parallel stanchion on 30"W to 78"W personal units</li> <li>Parallel stanchion on 30"W to 48"W shared units</li> <li>Parallel stanchion on 60"W to 78"W shared units</li> </ul> <hr/> <p><b>Available on 48"W and 60"W units (not available on shared with sliding door)</b></p> <ul style="list-style-type: none"> <li>End counter above bracket</li> </ul>	<p>No cost</p> <p>+\$346</p> <p>+\$346</p> <p>+\$452</p> <hr/> <p>+\$346</p>	<p>Specify <i>with no brackets</i>.</p> <p>Specify <i>with parallel stanchion</i>.</p> <p>Specify <i>with parallel stanchion</i>.</p> <p>Specify <i>with parallel stanchion</i>.</p> <hr/> <p>Specify <i>with end counter above bracket</i> and select finish.</p>

**For laminate price group 2 pricing, please refer to the electronic catalog or SmartTools.**

*Tip: In end counter application the width of the overhead must match the depth of a dual-sided FrameOne bench.*

*Tip: Shared overhead with sliding door cannot be used in end counter above applications.*

▶ Options, continued on next page

► Options, continued from previous page

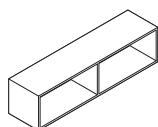
**Related Products**

- High pedestal ► See *Elective Elements Specification Guide*.
- Finished back panel for overhead storage ► See *Elective Elements Specification Guide*.
- Hutch kits ► See *Elective Elements Specification Guide*.
- Wall-mounted tackboards, wood panels with slatwall, and end covers ► See *Elective Elements Specification Guide*.
- Light valance ► See *Elective Elements Specification Guide*.
- Stacking bookcases ► See *Elective Elements Specification Guide*.
- Towers ► See *Elective Elements Specification Guide*.
- Underline lighting ► See *Elective Elements Specification Guide*.



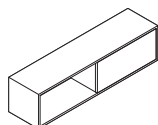
Specification Information										
Dimensions			Style Number	Number of Dividers	Base Prices		Options			
D	W	H			Wood Case	Laminate Case	(Add \$ to Base Price)			
					Open Front	Open Front	Wood			
							Wood Case with Open Front			
							Wood Group 2	Wood Group 3		

**Personal—Open**



15"	30"	15"	<b>E60A153015P</b>	0	\$1296	\$ 814	+\$ 59	+\$211
15"	36"	15"	<b>E60A153615P</b>	1	\$1396	\$ 914	+\$ 59	+\$211
15"	42"	15"	<b>E60A154215P</b>	1	\$1496	\$1014	+\$ 59	+\$211
15"	48"	15"	<b>E60A154815P</b>	1	\$1664	\$1182	+\$ 59	+\$211
15"	60"	15"	<b>E60A156015P</b>	1	\$1854	\$1372	+\$ 59	+\$211
15"	66"	15"	<b>E60A156615P</b>	1	\$1965	\$1483	+\$ 59	+\$211
15"	72"	15"	<b>E60A157215P</b>	3	\$2077	\$1595	+\$116	+\$407
15"	78"	15"	<b>E60A157815P</b>	3	\$2148	\$1666	+\$116	+\$407

**Shared—Open**



15"	30"	15"	<b>E60F153015P</b>	0	\$1296	\$ 814	+\$ 59	+\$211
15"	36"	15"	<b>E60F153615P</b>	1	\$1396	\$ 914	+\$ 59	+\$211
15"	42"	15"	<b>E60F154215P</b>	1	\$1496	\$1014	+\$ 59	+\$211
15"	48"	15"	<b>E60F154815P</b>	1	\$1664	\$1182	+\$ 59	+\$211
15"	60"	15"	<b>E60F156015P</b>	1	\$1854	\$1372	+\$ 59	+\$211
15"	66"	15"	<b>E60F156615P</b>	1	\$1965	\$1483	+\$ 59	+\$211
15"	72"	15"	<b>E60F157215P</b>	3	\$2077	\$1595	+\$116	+\$407
15"	78"	15"	<b>E60F157815P</b>	3	\$2148	\$1666	+\$116	+\$407

► Specification Information, continued on next page

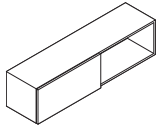
Single-High Overhead Cabinets for FrameOne Above Worksurface Application, continued

SIN 711.2

► Specification Information, continued from previous page

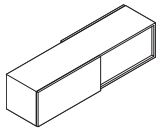
Specification Information													
Dimensions			Style Number	Number of Dividers	Base Prices			Options (Add \$ to Base Price)					
D	W	H			Wood Case	Laminate Case	Wood	Wood					
					Wood Front	Laminate Front	Wood Front	Wood Case with Open Front	Laminate case with Wood Front	Wood Group 2	Wood Group 3	Wood Group 2	Wood Group 3

Personal—Sliding Door



157/8"	36"	15"	<b>E60A153615S</b>	1	\$1788	\$1184	\$1516	+\$ 97	+\$336	+\$28	+\$94
157/8"	42"	15"	<b>E60A154215S</b>	1	\$1888	\$1284	\$1616	+\$ 97	+\$336	+\$28	+\$94
157/8"	48"	15"	<b>E60A154815S</b>	1	\$1983	\$1379	\$1711	+\$ 97	+\$336	+\$28	+\$94
157/8"	60"	15"	<b>E60A156015S</b>	1	\$2247	\$1643	\$1975	+\$ 97	+\$336	+\$28	+\$94
157/8"	66"	15"	<b>E60A156615S</b>	1	\$2379	\$1711	\$2043	+\$ 97	+\$336	+\$28	+\$94
157/8"	72"	15"	<b>E60A157215S</b>	1	\$2507	\$1775	\$2107	+\$117	+\$406	+\$28	+\$94
157/8"	78"	15"	<b>E60A157815S</b>	1	\$2591	\$1811	\$2143	+\$117	+\$406	+\$28	+\$94

Shared—Sliding Door



163/4"	36"	15"	<b>E60F163615S</b>	2	\$1565	\$ 961	\$1293	+\$ 97	+\$336	+\$28	+\$94
163/4"	42"	15"	<b>E60F164215S</b>	2	\$1646	\$1042	\$1374	+\$ 97	+\$336	+\$28	+\$94
163/4"	48"	15"	<b>E60F164815S</b>	2	\$1725	\$1121	\$1453	+\$ 97	+\$336	+\$28	+\$94
163/4"	60"	15"	<b>E60F166015S</b>	2	\$1954	\$1350	\$1682	+\$ 97	+\$336	+\$28	+\$94
163/4"	66"	15"	<b>E60F166615S</b>	2	\$2053	\$1385	\$1717	+\$ 97	+\$336	+\$28	+\$94
163/4"	72"	15"	<b>E60F167215S</b>	2	\$2149	\$1417	\$1749	+\$117	+\$406	+\$28	+\$94
163/4"	78"	15"	<b>E60F167815S</b>	2	\$2218	\$1438	\$1770	+\$117	+\$406	+\$28	+\$94



# Organizer Shelves for FrameOne Application

SIN 711.2

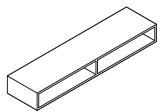
Standard Includes	Required to Specify
<ul style="list-style-type: none"> <li>Shelf: wood price group 1 veneer or laminate price group 1</li> <li>Unfinished back</li> <li>Tackboard: vertical surface fabric price group 1</li> </ul>	<ol style="list-style-type: none"> <li>Style number</li> <li>Wood or laminate color number for shelf</li> <li>Fabric color number for tackboard</li> <li>Options, if selected (see below)</li> </ol> <p>▶ See <i>Surface Materials</i>, page 124.</p>

**For laminate price group 2 pricing, please refer to the electronic catalog or SmartTools.**

Options	Price	Required to Specify
<b>Surface Materials</b> <b>Wood organizer shelf</b> <ul style="list-style-type: none"> <li>Wood group 2</li> <li>Wood group 3</li> <li>Customiz stain</li> </ul>	<ul style="list-style-type: none"> <li>Prices below and at right</li> <li>Prices below and at right</li> <li>No cost</li> </ul>	<ul style="list-style-type: none"> <li>Specify wood color number.</li> <li>Specify wood color number.</li> <li>Specify <i>with Customiz stain</i>.</li> </ul>
<b>Laminate organizer shelf</b> <ul style="list-style-type: none"> <li>Laminate price group 2</li> <li>Open Line laminate</li> </ul>	<ul style="list-style-type: none"> <li>See information at left</li> <li>+\$ 69</li> </ul>	<ul style="list-style-type: none"> <li>Specify laminate color number.</li> <li>▶ See <i>Surface Materials Reference Manual</i>, plus cost of laminate</li> </ul>
<b>Tackboard</b> <ul style="list-style-type: none"> <li>Fabric price group 1</li> <li>Fabric price group 2</li> <li>Fabric price group 3</li> <li>Fabric price group 4</li> <li>Fabric price group 5</li> <li>Fabric price group COM</li> </ul>	<ul style="list-style-type: none"> <li>No cost</li> <li>+\$ 12</li> <li>+\$ 55</li> <li>+\$ 75</li> <li>+\$120</li> <li>+\$ 16</li> </ul>	<ul style="list-style-type: none"> <li>Specify color number.</li> <li>Specify color number.</li> <li>Specify color number.</li> <li>Specify color number.</li> <li>Specify color number.</li> <li>▶ See <i>Surface Materials Reference Manual</i>.</li> </ul>
<b>Brackets</b> <ul style="list-style-type: none"> <li>No brackets</li> <li>End counter above brackets – available on 48"W and 60"W</li> <li>Parallel stanchion</li> </ul>	<ul style="list-style-type: none"> <li>No cost</li> <li>+\$346</li> <li>+\$346</li> </ul>	<ul style="list-style-type: none"> <li>Specify <i>with no brackets</i>.</li> <li>Specify <i>with end counter above bracket</i>.</li> <li>Specify <i>with parallel stanchion</i>.</li> </ul>

Specification Information							
Dimensions			Style	Number	Base Prices		Options
D	W	H	Number	of Dividers	Wood Case	Laminate Case	(Add \$ Base Price)
					Wood	Wood	Wood
					Case	Case	Group 2
							Group 3

## FrameOne Above Mount



Personal – Open								
D	W	H	Style Number	Number of Dividers	Wood Case	Laminate Case	Wood Group 2	Wood Group 3
15"	30"	7½"	<b>E6SA15307</b>	0	\$1279	\$1007	+\$ 59	+\$211
15"	36"	7½"	<b>E6SA15367</b>	1	\$1321	\$1049	+\$ 59	+\$211
15"	42"	7½"	<b>E6SA15427</b>	1	\$1388	\$1122	+\$ 59	+\$211
15"	48"	7½"	<b>E6SA15487</b>	1	\$1458	\$1187	+\$ 59	+\$211
15"	60"	7½"	<b>E6SA15607</b>	1	\$1521	\$1250	+\$ 59	+\$211
15"	66"	7½"	<b>E6SA15667</b>	1	\$1579	\$1308	+\$ 59	+\$211
15"	72"	7½"	<b>E6SA15727</b>	1	\$1633	\$1361	+\$116	+\$407
15"	78"	7½"	<b>E6SA15787</b>	1	\$1700	\$1429	+\$116	+\$407

▶ **Specification Information, continued on next page**

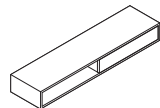


► Specification Information, continued from previous page

Specification Information										
Dimensions			Style Number	Number of Dividers	Base Prices		Options			
D	W	H			Wood Case	Laminate Case	Wood			
							Wood	Wood	Group 2	Group 3

**FrameOne Above Mount, continued**

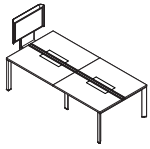
Shared - Open									
D	W	H	Style Number	Number of Dividers	Wood Case	Laminate Case	Wood Group 2	Wood Group 3	
15"	30"	7½"	<b>E6SF15307</b>	0	\$1279	\$1007	+\$ 59	+\$211	
15"	36"	7½"	<b>E6SF15367</b>	1	\$1321	\$1049	+\$ 59	+\$211	
15"	42"	7½"	<b>E6SF15427</b>	1	\$1388	\$1122	+\$ 59	+\$211	
15"	48"	7½"	<b>E6SF15487</b>	1	\$1458	\$1187	+\$ 59	+\$211	
15"	60"	7½"	<b>E6SF15607</b>	1	\$1521	\$1250	+\$ 59	+\$211	
15"	66"	7½"	<b>E6SF15667</b>	1	\$1579	\$1308	+\$ 59	+\$211	
15"	72"	7½"	<b>E6SF15727</b>	1	\$1633	\$1361	+\$116	+\$407	
15"	78"	7½"	<b>E6SF15787</b>	1	\$1700	\$1429	+\$116	+\$407	



FrameOne

# Benches with media:scape

SIN 711.2



Standard Includes	Required to Specify
<ul style="list-style-type: none"> <li>• Desk frame: slate</li> <li>• Integrated rail: anodized aluminum</li> <li>• High-Pressure Laminate price group 1 surfaces with plastic edges: 3 mm plastic edge on front, 1 mm on sides and back</li> <li>• Two post legs: paint</li> <li>• Intermediate leg(s): paint</li> <li>• Upper and lower trays, and endcaps: slate</li> <li>• Power and data access doors: paint</li> <li>• One shroud: paint</li> <li>• Electronics package with PUCKs and two audio cables</li> </ul>	<ol style="list-style-type: none"> <li>1 Style number</li> <li>2 Laminate color number for surface</li> <li>3 Plastic color number for edges on laminate surface</li> <li>4 Paint color number for legs</li> <li>5 Paint color number, size, and quantity (one or two) for shroud, if selected</li> <li>6 Paint color number for power and data access doors</li> <li>7 Maintenance agreements (see below under Required Selections)</li> <li>8 Options, if selected (see below)</li> </ol> <p>▶ See <i>Surface Materials</i>, page 124.</p>

Required Selections	Price	Required to Specify	
<b>Maintenance Agreement</b>	• One year	+ \$1350	Specify with one year maintenance agreement.
	• Two years	+ \$2430	Specify with two years maintenance agreement.
	• Three years	+ \$3443	Specify with three years maintenance agreement.
	• Four years	+ \$3780	Specify with four years maintenance agreement.

Options	Price	Required to Specify
<b>Surface Materials</b>		
<b>Laminate</b>		
• Laminate price group 2	See information at left	Specify laminate color number.
• Open Line laminate on High-Pressure Laminate surfaces		▶ See <i>Surface Materials Reference Manual</i> .
– 4-pack	+\$ 275	
– 6-pack	+\$ 412	
– 8-pack	+\$ 548	
<b>Wood veneer surfaces</b>		
• Wood group 1 veneer surface with wood veneer edges	Prices at right	Specify with wood veneer and indicate wood color number.
– 3 mm edge profile on front edge, 0.6 mm on sides and back		
• Wood group 2		Specify with wood veneer surface and indicate wood color number.
– 4-pack	+\$ 277	
– 6-pack	+\$ 414	
– 8-pack	+\$ 551	
• Wood group 3		Specify with wood veneer surface and indicate wood color number.
– 4-pack	+\$ 968	
– 6-pack	+\$1452	
– 8-pack	+\$1935	
• Customiz stain		Specify with Customiz stain.
– 4-pack	No cost	▶ See <i>Surface Materials Reference Manual</i> .
– 6-pack	No cost	
– 8-pack	No cost	
• Full-fill finish on wood group 1		Specify full-fill finish number.
– 4-pack	+\$ 277	
– 6-pack	+\$ 415	
– 8-pack	+\$ 552	

▶ Options, continued on next page

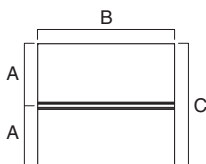
**For laminate price group 2 pricing,** please refer to the electronic catalog or SmartTools.

Note: 4-pack bench includes a 4x2 media:scape switcher. 6- and 8-pack benches include a 8x4 media:scape switcher.

Tip: Wood group 2 and 3 upcharges are in addition to wood group 1 upcharge.

► Options, continued from previous page

Tip: One shroud (40" or 42") is included in base price. Shroud selection must be specified. Maximum weight of monitor is 55 lbs.



Options	Price	Required to Specify	
<b>Surface Materials, continued</b>			
<b>Legs</b>			
• Paint price group 1	No cost	Specify paint color number.	
• Paint price group 2		Specify paint color number.	
– 4-pack	+\$ 78		
– 6-pack	+\$ 107		
– 8-pack	+\$ 134		
• Paint price group 3		Specify paint color number.	
– 4-pack	+\$ 157		
– 6-pack	+\$ 207		
– 8-pack	+\$ 257		
<b>Power and data access door</b>			
• Anodized aluminum		Specify with 8043 Clear Anodized Aluminum.	
– 4-pack	+\$ 90		
– 6-pack	+\$ 135		
– 8-pack	+\$ 179		
<b>Loop Legs</b>	• Loop legs	+\$ 222	Specify with loop legs.
<b>Shrouds</b>	• 1 shroud for 40" monitor	No cost	Specify with 1 shroud for 40" monitor and specify paint color number.
	• 2 shrouds for 40" monitor	+\$4019	Specify with 2 shrouds for 40" monitor and specify paint color number.
	• 1 shroud for 42" monitor	No cost	Specify with 1 shroud for 42" monitor and specify paint color number.
	• 2 shrouds for 42" monitor	+\$4019	Specify with 2 shroud for 42" monitor and specify paint color number.
	• Omit shroud	-\$4019	Specify with no shroud.
<b>PUCKs</b>	<b>ALL PUCKs same type – 4 PUCKs, 6 PUCKs, or 8 PUCKs</b>		
• VGA	No cost	Specify with VGA PUCK.	
• HDMI	No cost	Specify with HDMI PUCK.	
• DisplayPort	No cost	Specify with DisplayPort PUCK.	
• Mini DisplayPort	No cost	Specify with Mini DisplayPort PUCK.	
<b>Mixed PUCK types</b>			
• PUCK 1			
– VGA	No cost	Specify with VGA PUCK.	
– HDMI	No cost	Specify with HDMI PUCK.	
– DisplayPort	No cost	Specify with DisplayPort PUCK.	
– Mini DisplayPort	No cost	Specify with Mini DisplayPort PUCK.	
• PUCK 2			
– VGA	No cost	Specify with VGA PUCK.	
– HDMI	No cost	Specify with HDMI PUCK.	
– DisplayPort	No cost	Specify with DisplayPort PUCK.	
– Mini DisplayPort	No cost	Specify with Mini DisplayPort PUCK.	
• PUCK 3			
– VGA	No cost	Specify with VGA PUCK.	
– HDMI	No cost	Specify with HDMI PUCK.	
– DisplayPort	No cost	Specify with DisplayPort PUCK.	
– Mini DisplayPort	No cost	Specify with Mini DisplayPort PUCK.	
• PUCK 4			
– VGA	No cost	Specify with VGA PUCK.	
– HDMI	No cost	Specify with HDMI PUCK.	
– DisplayPort	No cost	Specify with DisplayPort PUCK.	
– Mini DisplayPort	No cost	Specify with Mini DisplayPort PUCK.	
• PUCK 5			
– VGA	No cost	Specify with VGA PUCK.	
– HDMI	No cost	Specify with HDMI PUCK.	
– DisplayPort	No cost	Specify with DisplayPort PUCK.	
– Mini DisplayPort	No cost	Specify with Mini DisplayPort PUCK.	

► Options, continued on next page

Benches with media:scape, continued

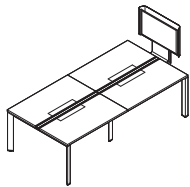
SIN 711.2

► Options, continued from previous page

Options	Price	Required to Specify
<b>PUCKs, continued</b>		
<b>Mixed PUCK types, continued</b>		
• PUCK 6		
– VGA	No cost	Specify with <i>VGA PUCK</i> .
– HDMI	No cost	Specify with <i>HDMI PUCK</i> .
– DisplayPort	No cost	Specify with <i>DisplayPort PUCK</i> .
– Mini DisplayPort	No cost	Specify with <i>Mini DisplayPort PUCK</i> .
• PUCK 7		
– VGA	No cost	Specify with <i>VGA PUCK</i> .
– HDMI	No cost	Specify with <i>HDMI PUCK</i> .
– DisplayPort	No cost	Specify with <i>DisplayPort PUCK</i> .
– Mini DisplayPort	No cost	Specify with <i>Mini DisplayPort PUCK</i> .
• PUCK 8		
– VGA	No cost	Specify with <i>VGA PUCK</i> .
– HDMI	No cost	Specify with <i>HDMI PUCK</i> .
– DisplayPort	No cost	Specify with <i>DisplayPort PUCK</i> .
– Mini DisplayPort	No cost	Specify with <i>Mini DisplayPort PUCK</i> .

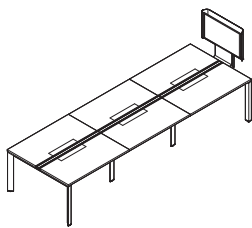
Specification Information

Dimensions A B C	Style Number	Base Price High-Pressure Laminate Price Group 1	Option (Add \$ to Base Price) Wood Price Group 1
---------------------	-----------------	--	--



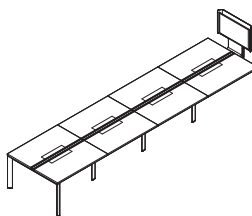
4-Pack

24"	120"	48"	<b>FM4PK022460</b>	\$25,752	+\$ 981
24"	144"	48"	<b>FM4PK022472</b>	\$26,057	+\$1071
30"	120"	60"	<b>FM4PK023060</b>	\$26,017	+\$1071
30"	144"	60"	<b>FM4PK023072</b>	\$26,322	+\$1158



6-Pack

24"	180"	48"	<b>FM6PK022460</b>	\$29,321	+\$1472
24"	216"	48"	<b>FM6PK022472</b>	\$29,778	+\$1608
30"	180"	60"	<b>FM6PK023060</b>	\$29,706	+\$1608
30"	216"	60"	<b>FM6PK023072</b>	\$30,162	+\$1736

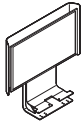


8-Pack

24"	192"	48"	<b>FM8PK022448</b>	\$32,481	+\$1782
30"	192"	60"	<b>FM8PK023048</b>	\$32,986	+\$1964

# Shrouds

SIN 711.2



Tip: Maximum weight of monitor is 55 lbs.

Standard Includes	Required to Specify
<ul style="list-style-type: none"> <li>• Shroud: paint</li> <li>• Brackets</li> <li>• Extension cord break-out cables</li> </ul>	<ul style="list-style-type: none"> <li>1 Style number</li> <li>2 Paint color number for shroud</li> <li>▶ See <i>Surface Materials</i>, page 124.</li> </ul>

### Specification Information

• Dimensions			• Style	• Price
D	W	H	Number	
<b>Shroud for 40" Monitor</b>				
4"	40"	34"	<b>FMSAD40</b>	\$4224
<b>Shroud for 42" Monitor</b>				
4"	43"	37"	<b>FMSAD42</b>	\$4224



# Centered Screens

SIN 711.2

Standard Includes	Required to Specify
-------------------	---------------------

- Screen: fabric price group 1
- Brackets: 4799 Platinum

- 1 Style number
- 2 Fabric color number for screen
- 3 Options, if selected (see below)
- ▶ See *Surface Materials*, page 124.

	Options	Price			Required to Specify
--	---------	-------	--	--	---------------------

Surface Materials	Fabric	12"H	19 1/2"H	24"H	Required to Specify
	• Fabric price group 1	No cost	No cost	No cost	Specify fabric color number.
	• Fabric price group 2	+\$25	+\$ 34	+\$ 40	Specify fabric color number.
	• Fabric price group 3	+\$66	+\$ 89	+\$114	Specify fabric color number.
	• Fabric price group 4	+\$85	+\$114	+\$139	Specify fabric color number.
	• Customer's Own Material (COM)	+\$16	+\$ 16	+\$ 16	▶ See <i>Surface Materials Reference Manual</i> to specify.
	<b>Glass</b>				
	• Frosted glass 3/8"		Prices below		Specify with 6530 Frosted glass.

Tip: When using COM fabric, it is recommended that non-patterned fabric be used.

Tip: 48"W screens come with two brackets. 60"W to 84"W screens come with three brackets.

Specification Information			
---------------------------	--	--	--

Width	Style Number	Base Price	Option (Add \$ to Base Price)
			Frosted Glass

### 12"H Screens

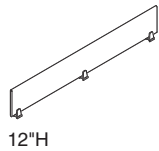
48"	<b>FMSC4812</b>	\$343	+\$198
60"	<b>FMSC6012</b>	\$381	+\$277
66"	<b>FMSC6612</b>	\$398	+\$352
72"	<b>FMSC7212</b>	\$417	+\$355
78"	<b>FMSC7812</b>	\$434	+\$417
84"	<b>FMSC8412</b>	\$452	+\$459

### 19 1/2"H Screens

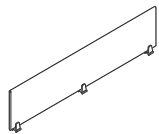
48"	<b>FMSC4819</b>	\$472	+\$417
60"	<b>FMSC6019</b>	\$506	+\$475
66"	<b>FMSC6619</b>	\$525	+\$515
72"	<b>FMSC7219</b>	\$542	+\$554
78"	<b>FMSC7819</b>	\$560	+\$625
84"	<b>FMSC8419</b>	\$580	+\$667

### 24"H Screens

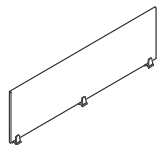
48"	<b>FMSC4824</b>	\$597	N.A.
60"	<b>FMSC6024</b>	\$632	N.A.
66"	<b>FMSC6624</b>	\$650	N.A.
72"	<b>FMSC7224</b>	\$668	N.A.



12"H



19 1/2"H



24"H

# Centered Screen Custom Insert Kits and Aligners

SIN 711.2

## Centered Screen Custom Insert Kits

Standard Includes	Required to Specify
<ul style="list-style-type: none"> <li>• Brackets: 4799 Platinum</li> <li>• Plastic adapter for 1/4" screen</li> <li>• Plastic adapter for 3/8" screen</li> <li>• Plastic adapter for 1/2" screen</li> <li>• Plastic adapter for fabric infill screen</li> <li>• Attachment hardware</li> </ul>	Style number

### Specification Information

Style Number	Price

### Two Brackets

<b>FMSK2</b>	\$117

### Three Brackets

<b>FMSK3</b>	\$135



*Tip: FMSK2 is for use with screens up to 48"W.*

*Tip: FMSK3 is for use with screens wider than 48"W.*

*Tip: These kits are available to accommodate additional materials for centered screens. Infills can be 18 1/2"H or less. For actual dimensions of centered screens, see page 21.*

*Tip: Custom insert kit can accommodate inserts that are 1/4", 3/8", or 1/2" thick.*

*Tip: To order a fusion screen, contact your DesignTex representative.*

## Aligners



*Tip: Aligners are for use with fabric screens only.*

Standard Includes	Required to Specify
<ul style="list-style-type: none"> <li>• Aligner, package of 10: translucent plastic</li> </ul>	Style number

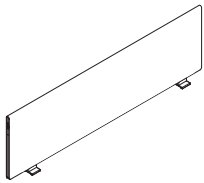
### Specification Information

Style Number	Price

<b>FMAS</b>	\$23

# Universal Screens for Use with FrameOne with Rail

SIN 711.2



Standard Includes	Required to Specify
-------------------	---------------------

- Screen: fabric price group 1
- Edge: felt
- Brackets: 4799 Platinum Metallic
- Plastic cap: 4799 Platinum Metallic

- 1 Style number
- 2 Screen height (see below under Required Selections)
- 3 Screen width (see below under Required Selections)
- 4 Fabric color number for screen
- 5 Felt color number for edge:  
 P630 Medium Heather Grey PET  
 P631 Dark Heather Grey PET  
 ▶ See *Surface Materials*, page 124.

	Required Selections	Price	Required to Specify
--	---------------------	-------	---------------------

<b>Height</b>	• 13½"H	Prices at right	Specify height
	• 19½"H	Prices at right	Specify height.
<b>Width</b>	• 24"W	Prices at right	Specify width.
	• 30"W	Prices at right	Specify width.
	• 36"W	Prices at right	Specify width.
	• 42"W	Prices at right	Specify width.
	• 48"W	Prices at right	Specify width.
	• 54"W	Prices at right	Specify width.
	• 60"W	Prices at right	Specify width.
	• 66"W	Prices at right	Specify width.
	• 72"W	Prices at right	Specify width.
	• 78"W	Prices at right	Specify width.
	• 84"W	Prices at right	Specify width.
	• 90"W	Prices at right	Specify width.
• 96"W	Prices at right	Specify width.	

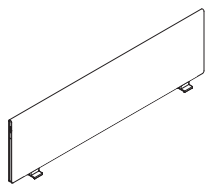
	Options	Price	Required to Specify
--	---------	-------	---------------------

<b>Surface Materials</b>	• Fabric price group 2	+\$ 34	Specify fabric color number.
	• Fabric price group 3	+\$ 89	Specify fabric color number.
	• Fabric price group 4	+\$117	Specify fabric color number.
	• Fabric price group 5	+\$142	Specify fabric color number.
	• Fabric price group 6	+\$167	Specify fabric color number.
	• Fabric price group 7	+\$192	Specify fabric color number.
	• Fabric price group 8	+\$217	Specify fabric color number.
	• Fabric price group 9	+\$242	Specify fabric color number.
	• Fabric price group 10	+\$267	Specify fabric color number.
	• Customer's Own Material (COM)	+\$ 16	Specify fabric color number. ▶ See <i>Surface Materials Reference Manual</i> .

<b>Related Products</b>	• Aligners	▶ Page 75
-------------------------	------------	-----------



SIN 711.2



**Specification Information**

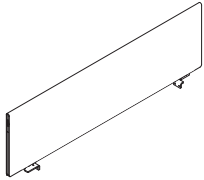
Style Number	Height	Base Prices							
		24"W	30"W	36"W	42"W	48"W	54"W	60"W	66"W
FMCRS	13 1/2"	\$285	\$305	\$325	\$345	\$351	\$385	\$391	\$411
	19 1/2"	\$328	\$359	\$391	\$422	\$437	\$485	\$500	\$531

► Specifying Information, continued from above

Style Number	Height	Base Prices				
		72"W	78"W	84"W	90"W	96"W
FMCRS	13 1/2"	\$431	\$451	\$471	\$510	\$530
	19 1/2"	\$563	\$594	\$626	\$682	\$714

# Universal Screens for Use with FrameOne without Rail

SIN 711.2



Standard Includes	Required to Specify
-------------------	---------------------

- Screen: fabric price group 1
- Edge: PET
- Brackets: 7360 Merle

- 1 Style number
  - 2 Screen height (see below under Required Selections)
  - 3 Screen width (see below under Required Selections)
  - 4 Fabric color number for screen
  - 5 Felt color number for edge:  
 P630 Medium Heather Grey PET  
 P631 Dark Heather Grey PET
- ▶ See *Surface Materials*, page 124.

	Required Selections	Price	Required to Specify
--	---------------------	-------	---------------------

<b>Height</b>	• 13½"H	Prices below	Specify height.
	• 19½"H	Prices below	Specify height.
<b>Width</b>	• 48"W	Prices below	Specify <i>with 48"W</i> .
	• 60"W	Prices below	Specify <i>with 60"W</i> .
	• 66"W	Prices below	Specify <i>with 66"W</i> .
	• 72"W	Prices below	Specify <i>with 72"W</i> .
	• 78"W	Prices below	Specify <i>with 78"W</i> .
	• 84"W	Prices below	Specify <i>with 84"W</i> .
	• 96"W	Prices below	Specify <i>with 96"W</i> .

	Options	Price	Required to Specify
--	---------	-------	---------------------

<b>Surface Materials</b>	• Fabric price group 2	+\$ 34	Specify fabric color number.
	• Fabric price group 3	+\$ 89	Specify fabric color number.
	• Fabric price group 4	+\$117	Specify fabric color number.
	• Fabric price group 5	+\$142	Specify fabric color number.
	• Fabric price group 6	+\$167	Specify fabric color number.
	• Fabric price group 7	+\$192	Specify fabric color number.
	• Fabric price group 8	+\$217	Specify fabric color number.
	• Fabric price group 9	+\$242	Specify fabric color number.
	• Fabric price group 10	+\$267	Specify fabric color number.
	• Customer's Own Material (COM)	+\$ 16	Specify fabric color number.

▶ See *Surface Materials Reference Manual*.

<b>Related Products</b>	• Aligners	▶ Page 75
-------------------------	------------	-----------

### Specification Information

• Style Number	• Height	• Base Prices						
		• 48"W	• 60"W	• 66"W	• 72"W	• 78"W	• 84"W	• 96"W
<b>FMCS</b>	13½"	\$351	\$391	\$411	\$431	\$451	\$471	\$511
	19½"	\$437	\$500	\$531	\$563	\$594	\$626	\$689

# Aligners for Use with Universal Screens

SIN 711.2



Tip: Aligners are for use with Universal screens only.

Standard Includes	Required to Specify
• Aligners, package of 10: 6527 Merle	Style number

Specification Information	
• Style Number	• Price
UFAL	\$25



# Centered Screen Custom Insert Kits and Aligners

SIN 711.2

## Centered Screen Custom Insert Kits

Standard Includes	Required to Specify
<ul style="list-style-type: none"> <li>• Brackets: 4799 Platinum</li> <li>• Plastic adapter for 1/4" screen</li> <li>• Plastic adapter for 3/8" screen</li> <li>• Plastic adapter for 1/2" screen</li> <li>• Plastic adapter for fabric infill screen</li> <li>• Attachment hardware</li> </ul>	Style number

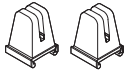
Specification Information	
• Style Number	• Price

### Two Brackets

<b>CQSK2</b>	\$117

### Three Brackets

<b>CQSK3</b>	\$135



*Tip: CQSK2 is for use on screens up to 48"W. CQSK3 is for use with screens wider than 48"W.*

*Tip: To order a fusion screen, contact your Designtex representative.*

*Tip: These kits are available to accommodate additional materials for the centered screen. Infills can be 18 1/2"H or less.*

*Tip: Custom insert kit can accommodate inserts that are 1/4", 3/8", or 1/2" thick.*

## Aligners

Standard Includes	Required to Specify
<ul style="list-style-type: none"> <li>• Aligner, package of 10: translucent plastic</li> </ul>	Style number

Specification Information	
• Style Number	• Price
<b>CQAS</b>	\$23



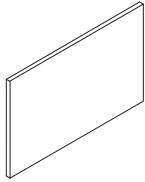
*Tip: Aligners are for use with fabric screens only.*



# Spanning Boundary Screens

For Use with Dual-Sided Bases

SIN 711.2



Standard Includes	Required to Specify
<ul style="list-style-type: none"> <li>• Screen: High-Pressure Laminate price group 1 or wood price group 1 veneer</li> <li>• Edge on laminate screen, if selected: plastic</li> <li>• Height: 13½"H–48"H</li> <li>• Height installed: 28½"H–48"H</li> <li>• Width: 48"W–96"W</li> <li>• Brackets: paint group 1</li> </ul>	<ol style="list-style-type: none"> <li>1 Style number</li> <li>2 Screen size type (see below under Required Selections)</li> <li>3 Height installed (see below under Required Selections)</li> <li>4 Screen clearance (see below under Required Selections)</li> <li>5 High-Pressure Laminate or wood veneer color number for screen</li> <li>6 Plastic color number for edge on laminate screen, if selected</li> <li>7 Bench depth</li> <li>8 Grain direction</li> <li>9 Paint color number for brackets</li> <li>10 Options, if selected (see below)</li> </ol> <p>▶ See <i>Surface Materials</i>, page 124.</p>

*Tip: Screen height is determined by height installed less screen clearance.*

*Tip: Screen clearance is measured from the bottom of the boundary screen to the bottom of the leg which the screen is attached.*

**For laminate price group 2 pricing**, please refer to the electronic catalog or SmartTools.

*Tip: Open Line laminate is only available when specifying modular screens, and can be applied with vertical grain direction only.*

*Tip: Full-fill finish codes can be used to simplify specification of veneer boundary screens being used in settings with full-fill veneer products. The screen will not have the final fill coat applied, but the finish color will be consistent with the full-fill products.*

	Required Selections	Price	Required to Specify								
<b>Screen Size Type</b>	<ul style="list-style-type: none"> <li>• Modular</li> <li>• Parametric</li> </ul>	No cost No cost	Specify <i>with modular</i> . Specify <i>with parametric</i> .								
<b>Height Installed</b>	<table border="1"> <thead> <tr> <th>Modular</th> <th>Parametric</th> </tr> </thead> <tbody> <tr> <td>• 28½"H</td> <td>28½"H–40<sup>7</sup>/<sub>16</sub>"H</td> </tr> <tr> <td>• 40½"H</td> <td>40½"H–47<sup>15</sup>/<sub>16</sub>"H</td> </tr> <tr> <td>• 48"H</td> <td>48"H</td> </tr> </tbody> </table>	Modular	Parametric	• 28½"H	28½"H–40 <sup>7</sup> / <sub>16</sub> "H	• 40½"H	40½"H–47 <sup>15</sup> / <sub>16</sub> "H	• 48"H	48"H	Prices at right Prices at right Prices at right	Specify installed height. Specify installed height. Specify installed height.
Modular	Parametric										
• 28½"H	28½"H–40 <sup>7</sup> / <sub>16</sub> "H										
• 40½"H	40½"H–47 <sup>15</sup> / <sub>16</sub> "H										
• 48"H	48"H										

<b>Screen Clearance</b>	<ul style="list-style-type: none"> <li>• Modular</li> <li>• Parametric</li> </ul>	0"H or 15"H 0"H–15"H	Prices at right Prices at right	Specify screen clearance. Specify screen clearance.
-------------------------	---	-------------------------	------------------------------------	--

	Options	Price	Required to Specify
<b>Surface Materials</b>	<p><b>Screen</b></p> <ul style="list-style-type: none"> <li>• Laminate price group 2</li> <li>• Open Line laminate</li> </ul> <p>• Wood group 2</p> <p>• Wood group 3</p> <p>• Customiz stain</p> <p>• Full-fill finish on wood group 1</p>	See information at left +\$136 plus cost of laminate +\$136 +\$484 No cost No cost	Specify laminate color number. ▶ See <i>Surface Materials Reference Manual</i> .  Specify wood color number. Specify wood color number. Specify <i>with Customiz stain</i> . ▶ See <i>Surface Materials Reference Manual</i> . Specify <i>with full-fill finish</i> and select wood color number.
	<p><b>Grain direction</b></p> <ul style="list-style-type: none"> <li>• No direction</li> <li>• Horizontal</li> <li>• Vertical</li> </ul> <p><b>Brackets</b></p> <ul style="list-style-type: none"> <li>• Paint price group 2</li> <li>• Paint price group 3</li> </ul>	No cost No cost No cost +\$ 11 +\$ 23	Specify <i>with no grain direction</i> . Specify <i>with horizontal grain direction</i> . Specify <i>with vertical grain direction</i> .  Specify paint color number. Specify paint color number.

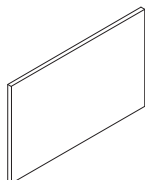
<b>Overhang</b>	<ul style="list-style-type: none"> <li>• No overhang</li> <li>• 18" modular overhang</li> <li>• ¼"–18" parametric overhang</li> </ul>	No cost Prices at right Prices at right	Specify <i>with no overhang</i> . Specify <i>with 18" modular overhang</i> and select left or right, or left and right. Specify <i>with parametric overhang</i> , select left or right, or left and right, and select overhang width.
-----------------	---	---	---

SIN 711.2



**Specification Information**

• Style Number	• Screen Height	• Base Prices		• Options (Add \$ to Base Price)
		• Base Depth		
		48"D	60"D	18"W overhang each side



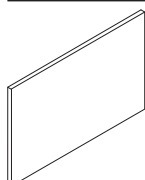
Tip: Upcharge shown includes price of 18" overhang on both sides.

**Modular High-Pressure Laminate Spanning Boundary Screens For Use with Dual-Sided Bases**

FMDUALSPN	Screen Height	48"D Base Price	60"D Base Price	Options (+\$)
	13½"H	\$226	\$256	+\$ 90
	25½"H	\$277	\$318	+\$126
	28½"H	\$308	\$359	+\$156
	33"H	\$354	\$415	+\$186
	40½"H	\$400	\$472	+\$216
	48"H	\$487	\$569	+\$246

**Specification Information**

• Style Number	• Screen Height	• Base Prices		• Options (Add \$ to Base Price)						
		• Base Depth		Overhang	1/16"W-	6"W-	9"W-	12"W-	15"W-	18"W
		48"D	60"D							each side
				5 15/16"W	8 15/16"W	11 15/16"W	14 15/16"W	17 15/16"W		each side



Tip: Upcharge shown includes price of overhang on both sides.

**Parametric High-Pressure Laminate Spanning Boundary Screens For Use with Dual-Sided Bases**

FMDUALSPN	Screen Height	48"D Base Price	60"D Base Price	18" Overhang	24" Overhang	30" Overhang	36" Overhang	42" Overhang	48" Overhang
	13½"H-257/16"H	\$226	\$256	+\$15	+\$30	+\$ 45	+\$ 60	+\$ 75	+\$ 90
	25½"H-287/16"H	\$277	\$318	+\$21	+\$42	+\$ 63	+\$ 84	+\$105	+\$126
	28½"H-3215/16"H	\$308	\$359	+\$26	+\$52	+\$ 78	+\$104	+\$130	+\$156
	33"H-407/16"H	\$354	\$415	+\$31	+\$62	+\$ 93	+\$124	+\$155	+\$186
	40½"H-4715/16"H	\$400	\$472	+\$36	+\$72	+\$108	+\$144	+\$180	+\$216
	48"H	\$487	\$569	+\$41	+\$82	+\$123	+\$164	+\$205	+\$246

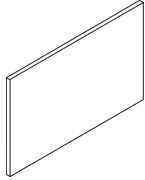
► Specification Information, continued on next page

Spanning Boundary Screens For Use with Dual-Sided Bases, continued

SIN 711.2

► Specification Information, continued from previous page

Specification Information				
• Style Number	• Screen Height	• Base Prices		• Options (Add \$ to Base Price)
		Base Depth		
		48"D	60"D	18"W overhang each side

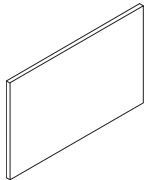


Tip: Upcharge shown includes price of 18" overhang on both sides.

**Modular Wood Veneer Spanning Boundary Screens For Use with Dual-Sided Bases**

FMDUALSPN	Screen Height	Base Price (48"D)	Base Price (60"D)	Options (+\$)
	13½"H	\$ 534	\$ 615	+\$246
	25½"H	\$ 677	\$ 790	+\$342
	28½"H	\$ 769	\$ 913	+\$432
	33"H	\$ 897	\$1071	+\$522
	40½"H	\$1025	\$1231	+\$618
	48"H	\$1261	\$1497	+\$708

Specification Information										
• Style Number	• Screen Height	• Base Prices		• Options (Add \$ to Base Price)						
		Base Depth		Overhang	1/16"W-	6"W-	9"W-	12"W-	15"W-	18"W
		48"D	60"D							each side
				5 15/16"W	8 15/16"W	11 15/16"W	14 15/16"W	17 15/16"W		each side



Tip: Upcharge shown includes price of overhang on both sides.

**Parametric Wood Veneer Spanning Boundary Screens For Use with Dual-Sided Bases**

FMDUALSPN	Screen Height	Base Price (48"D)	Base Price (60"D)	Option 1 (+\$)	Option 2 (+\$)	Option 3 (+\$)	Option 4 (+\$)	Option 5 (+\$)	Option 6 (+\$)
	13½"H-257/16"H	\$ 534	\$ 615	+\$ 41	+\$ 82	+\$123	+\$164	+\$205	+\$246
	25½"H-287/16"H	\$ 677	\$ 790	+\$ 57	+\$114	+\$171	+\$228	+\$285	+\$342
	28½"H-3215/16"H	\$ 769	\$ 913	+\$ 72	+\$144	+\$216	+\$288	+\$360	+\$432
	33"H-407/16"H	\$ 897	\$1071	+\$ 87	+\$174	+\$261	+\$348	+\$435	+\$522
	40½"H-4715/16"H	\$1025	\$1231	+\$103	+\$206	+\$309	+\$412	+\$515	+\$618
	48"H	\$1261	\$1497	+\$118	+\$236	+\$354	+\$472	+\$590	+\$708

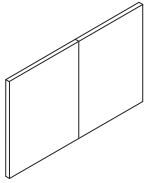


**SIN 711.2**

# Split Boundary Screens

For Use with Dual-Sided Bases

SIN 711.2



Standard Includes	Required to Specify
<ul style="list-style-type: none"> <li>• Screen: High-Pressure Laminate price group 1 or wood price group 1 veneer</li> <li>• Edge on laminate screen, if selected: plastic</li> <li>• Height: 13½"H–48"H</li> <li>• Height installed: 28½"H–48"H</li> <li>• Width: 48"W–96"W</li> <li>• Brackets: paint group 1</li> </ul>	<ol style="list-style-type: none"> <li>1 Style number</li> <li>2 Screen size type (see below under Required Selections)</li> <li>3 Height installed (see below under Required Selections)</li> <li>4 Screen clearance (see below under Required Selections)</li> <li>5 High-Pressure Laminate or wood veneer color number for screen</li> <li>6 Plastic color number for edge on laminate screen, if selected</li> <li>7 Bench depth</li> <li>8 Grain direction</li> <li>9 Paint color number for brackets</li> <li>10 Options, if selected (see below)</li> </ol> <p>▶ See <i>Surface Materials</i>, page 124.</p>

*Tip: Screen height is determined by height installed less screen clearance.*

*Tip: Screen clearance is measured from the bottom of the boundary screen to the bottom of the leg which the screen is attached.*

**For laminate price group 2 pricing,** please refer to the electronic catalog or SmartTools.

*Tip: Open Line laminate is only available when specifying modular screens.*

*Tip: Full-fill finish codes can be used to simplify specification of veneer boundary screens being used in settings with full-fill veneer products. The screen will not have the final fill coat applied, but the finish color will be consistent with the full-fill products.*

	Required Selections	Price	Required to Specify
<b>Screen Size Type</b>	<ul style="list-style-type: none"> <li>• Modular</li> <li>• Parametric</li> </ul>	No cost No cost	Specify with modular. Specify with parametric.

	Modular	Parametric		
<b>Height Installed</b>	<ul style="list-style-type: none"> <li>• 28½"H</li> <li>• 40½"H</li> <li>• 48"H</li> </ul>	<ul style="list-style-type: none"> <li>• 28½"H–407/16"H</li> <li>• 40½"H–47½/16"H</li> <li>• 48"H</li> </ul>	Prices at right Prices at right Prices at right	Specify installed height. Specify installed height. Specify installed height.

	Required Selections	Price	Required to Specify	
<b>Screen Clearance</b>	<ul style="list-style-type: none"> <li>• Modular</li> <li>• Parametric</li> </ul>	0"H or 15"H 0"H–15"H	Prices at right Prices at right	Specify screen clearance. Specify screen clearance.

	Options	Price	Required to Specify
--	---------	-------	---------------------

<b>Surface Materials</b>	<p><b>Screen</b></p> <ul style="list-style-type: none"> <li>• Laminate price group 2</li> <li>• Open Line laminate</li> </ul> <p>• Wood group 2</p> <p>• Wood group 3</p> <p>• Customiz stain</p> <p>• Full-fill finish on wood group 1</p>	See information at left +\$136 plus cost of laminate +\$136 +\$484 No cost No cost	Specify laminate color number. ▶ See <i>Surface Materials Reference Manual</i> .  Specify wood color number. Specify wood color number. Specify with <i>Customiz stain</i> . ▶ See <i>Surface Materials Reference Manual</i> . Specify with <i>full-fill finish</i> and select wood color number.
--------------------------	---	---	--

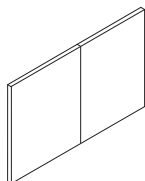
	<p><b>Grain direction</b></p> <ul style="list-style-type: none"> <li>• No direction</li> <li>• Vertical</li> </ul>	No cost No cost	Specify with <i>no grain direction</i> . Specify with <i>vertical grain direction</i> .
--	--	--------------------	--

	<p><b>Brackets</b></p> <ul style="list-style-type: none"> <li>• Paint price group 2</li> <li>• Paint price group 3</li> </ul>	+\$ 11 +\$ 23	Specify paint color number. Specify paint color number.
--	---	------------------	--

<b>Overhang</b>	<ul style="list-style-type: none"> <li>• No overhang</li> <li>• 18" modular overhang</li> <li>• ¼"–18" parametric overhang</li> </ul>	No cost Prices at right Prices at right	Specify with <i>no overhang</i> . Specify with <i>18" modular overhang</i> and select left or right, or left and right. Specify with <i>parametric overhang</i> , select left or right, or left and right, and select overhang width.
-----------------	---	---	---

**Specification Information**

• Style Number	• Screen Height	• Base Prices • Base Depth	• Options (Add \$ to Base Price)
		48"D : 60"D : per side : per side	: 18"W overhang : per side

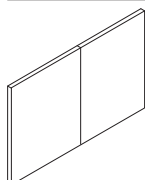


**Modular High-Pressure Laminate Split Boundary Screens For Use with Dual-Sided Bases**

FMDUALSPT	Screen Height	Base Price 48"D	Base Price 60"D	Options
	13½"H	\$164	\$179	+\$ 45
	25½"H	\$195	\$215	+\$ 63
	28½"H	\$205	\$231	+\$ 78
	33"H	\$231	\$261	+\$ 93
	40½"H	\$256	\$292	+\$108
	48"H	\$323	\$364	+\$123

**Specification Information**

• Style Number	• Screen Height	• Base Prices • Base Depth	• Options (Add \$ to Base Price)
		48"D : 60"D : per side : per side	: Overhang : : 1/16"W- : 12"W- : 18"W : 11 15/16"W : 17 15/16"W : per side : per side : per side



**Parametric High-Pressure Laminate Split Boundary Screens For Use with Dual-Sided Bases**

FMDUALSPT	Screen Height	Base Price 48"D	Base Price 60"D	Options
	13½"H-257/16"H	\$164	\$179	+\$15 : +\$30 : +\$ 45
	25½"H-287/16"H	\$195	\$215	+\$21 : +\$42 : +\$ 63
	28½"H-3215/16"H	\$205	\$231	+\$26 : +\$52 : +\$ 78
	33"H-407/16"H	\$231	\$261	+\$31 : +\$62 : +\$ 93
	40½"H-4715/16"H	\$256	\$292	+\$36 : +\$72 : +\$108
	48"H	\$323	\$364	+\$41 : +\$82 : +\$123

► **Specification Information, continued on next page**

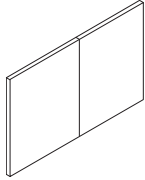
Split Boundary Screens For Use with Dual-Sided Bases, continued

SIN 711.2

► Specification Information, continued from previous page

**Specification Information**

• Style Number	• Screen Height	• Base Prices • Base Depth	• Options (Add \$ to Base Price)
		• 48"D : 60"D	• 18"W overhang
		• per side : per side	• per side

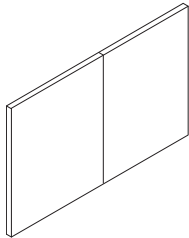


**Modular Wood Veneer Split Boundary Screens For Use with Dual-Sided Bases**

FMDUALSPT	Screen Height	Base Price (48"D)	Base Price (60"D)	Options (+\$)
	13½"H	\$369	\$410	+\$123
	25½"H	\$451	\$507	+\$171
	28½"H	\$482	\$554	+\$216
	33"H	\$549	\$635	+\$261
	40½"H	\$615	\$717	+\$309
	48"H	\$789	\$907	+\$354

**Specification Information**

• Style Number	• Screen Height	• Base Prices • Base Depth	• Options (Add \$ to Base Price)
		• 48"D : 60"D	• Overhang
		• per side : per side	• 1/16"W- : 12"W- : 18"W
			• 11 15/16"W : 17 15/16"W : per side
			• per side : per side



**Parametric Wood Veneer Split Boundary Screens For Use with Dual-Sided Bases**

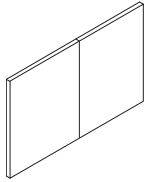
FMDUALSPT	Screen Height	Base Price (48"D)	Base Price (60"D)	Options (+\$)	Options (+\$)	Options (+\$)
	13½"H-257/16"H	\$369	\$410	+\$ 41	+\$ 82	+\$123
	25½"H-287/16"H	\$451	\$507	+\$ 57	+\$114	+\$171
	28½"H-3215/16"H	\$482	\$554	+\$ 72	+\$144	+\$216
	33"H-407/16"H	\$549	\$635	+\$ 87	+\$174	+\$261
	40½"H-4715/16"H	\$615	\$717	+\$103	+\$206	+\$309
	48"H	\$789	\$907	+\$118	+\$236	+\$354

**SIN 711.2**

# Split Boundary Screens

For Use with Dual-Sided Base with Return

SIN 711.2



Standard Includes	Required to Specify
<ul style="list-style-type: none"> <li>• Screen: High-Pressure Laminate price group 1 or wood price group 1 veneer</li> <li>• Edge on laminate screen, if selected: plastic</li> <li>• Height: 13½"H–48"H</li> <li>• Height installed: 28½"H–48"H</li> <li>• Width: 84"W–160"W</li> <li>• Brackets: paint group 1</li> </ul>	<ol style="list-style-type: none"> <li>1 Style number</li> <li>2 Screen size type (see below under Required Selections)</li> <li>3 Height installed (see below under Required Selections)</li> <li>4 Screen clearance (see below under Required Selections)</li> <li>5 High-Pressure Laminate or wood veneer color number for screen</li> <li>6 Plastic color number for edge on laminate screen, if selected</li> <li>7 Bench depth</li> <li>8 Grain direction</li> <li>9 Paint color number for brackets</li> <li>10 Options, if selected (see below)</li> </ol> <p>▶ See <i>Surface Materials</i>, page 124.</p>

Tip: Screen height is determined by height installed less screen clearance.

Tip: Screen clearance is measured from the bottom of the boundary screen to the bottom of the leg which the screen is attached.

**For laminate price group 2 pricing**, please refer to the electronic catalog or SmartTools.

Tip: Open Line laminate is only available when specifying modular screens, and can be applied with vertical grain direction only.

Tip: Full-fill finish codes can be used to simplify specification of veneer boundary screens being used in settings with full-fill veneer products. The screen will not have the final fill coat applied, but the finish color will be consistent with the full-fill products.

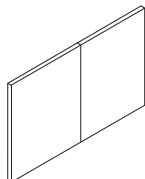
	Required Selections	Price	Required to Specify								
<b>Screen Size Type</b>	<ul style="list-style-type: none"> <li>• Modular</li> <li>• Parametric</li> </ul>	No cost No cost	Specify with modular. Specify with parametric.								
<b>Height Installed</b>	<table border="1"> <thead> <tr> <th>Modular</th> <th>Parametric</th> </tr> </thead> <tbody> <tr> <td>• 28½"H</td> <td>28½"H–407/16"H</td> </tr> <tr> <td>• 40½"H</td> <td>40½"H–4715/16"H</td> </tr> <tr> <td>• 48"H</td> <td>48"H</td> </tr> </tbody> </table>	Modular	Parametric	• 28½"H	28½"H–407/16"H	• 40½"H	40½"H–4715/16"H	• 48"H	48"H	Prices at right Prices at right Prices at right	Specify installed height. Specify installed height. Specify installed height.
Modular	Parametric										
• 28½"H	28½"H–407/16"H										
• 40½"H	40½"H–4715/16"H										
• 48"H	48"H										

<b>Screen Clearance</b>	<ul style="list-style-type: none"> <li>• Modular 0"H or 15"H</li> <li>• Parametric 0"H–15"H</li> </ul>	Prices at right Prices at right	Specify screen clearance. Specify screen clearance.
-------------------------	--	------------------------------------	--

	Options	Price	Required to Specify
<b>Surface Materials</b>	<p><b>Screen</b></p> <ul style="list-style-type: none"> <li>• Laminate price group 2</li> <li>• Open Line laminate</li> </ul> <p>• Wood group 2</p> <p>• Wood group 3</p> <p>• Customiz stain</p> <p>• Full-fill finish on wood group 1</p>	See information at left +\$136 plus cost of laminate +\$136 +\$484 No cost No cost	Specify laminate color number. ▶ See <i>Surface Materials Reference Manual</i> . Specify wood color number. Specify wood color number. Specify with <i>Customiz stain</i> . ▶ See <i>Surface Materials Reference Manual</i> . Specify with <i>full-fill finish</i> and select wood color number.
	<p><b>Grain direction</b></p> <ul style="list-style-type: none"> <li>• No direction</li> <li>• Horizontal</li> <li>• Vertical</li> </ul>	No cost No cost No cost	Specify with <i>no grain direction</i> . Specify with <i>horizontal grain direction</i> . Specify with <i>vertical grain direction</i> .
	<p><b>Brackets</b></p> <ul style="list-style-type: none"> <li>• Paint price group 2</li> <li>• Paint price group 3</li> </ul>	+\$ 11 +\$ 23	Specify paint color number. Specify paint color number.
<b>Overhang</b>	<ul style="list-style-type: none"> <li>• No overhang</li> <li>• 18" modular overhang</li> <li>• 1/16"–18" parametric overhang</li> </ul>	No cost Prices at right Prices at right	Specify with <i>no overhang</i> . Specify with <i>18" modular overhang</i> and select left or right. Specify with <i>length of parametric overhang</i> , select left or right.

**Specification Information**

Style Number	Screen Height	Base Prices Base Depth per side	Options (Add \$ to Base Price)		
			per 36"W Return	per 48"W Return	per 60"W Return



**Modular High-Pressure Laminate Split Boundary Screen For Use with Dual-Sided Base with Return**

**48"D Base**

FMDUALSPTR	Screen Height	Base Price	Option 1	Option 2	Option 3
	13½"H	\$164	+\$256	+\$287	+\$318
	25½"H	\$195	+\$318	+\$359	+\$400
	28½"H	\$205	+\$359	+\$410	+\$461
	33"H	\$231	+\$415	+\$477	+\$538
	40½"H	\$256	+\$472	+\$543	+\$615
	48"H	\$323	+\$569	+\$651	+\$733

**60"D Base**

FMDUALSPTR	Screen Height	Base Price	Option 1	Option 2	Option 3
	13½"H	\$179	+\$272	+\$302	+\$333
	25½"H	\$215	+\$338	+\$379	+\$420
	28½"H	\$231	+\$384	+\$436	+\$487
	33"H	\$261	+\$446	+\$507	+\$569
	40½"H	\$292	+\$507	+\$579	+\$651
	48"H	\$364	+\$610	+\$692	+\$774

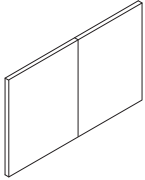
► Specification Information, continued on next page

Split Boundary Screens For Use with Dual-Sided Base with Return, continued

SIN 711.2

► Specification Information, continued from previous page

Specification Information								
Style Number	Screen Height	Base Prices Base Depth per side	Options (Add \$ to Base Price)					
			per 36"W Return	per 48"W Return	per 60"W Return	per overhang 1/16"W– 11 15/16"W	12"W– 17 15/16"W	18"W



**Parametric High-Pressure Laminate Split Boundary Screen For Use with Dual-Sided Base with Return**

**48"D Base**

FMDUALSPTR	Screen Height	Base Price	+\$256	+\$287	+\$318	+\$15	+\$30	+\$ 45
	13 1/2"H–25 7/16"H	\$164						
	25 1/2"H–28 7/16"H	\$195	+\$318	+\$359	+\$400	+\$21	+\$42	+\$ 63
	28 1/2"H–33 7/16"H	\$205	+\$359	+\$410	+\$461	+\$26	+\$52	+\$ 78
	33 1/2"H–40 7/16"H	\$231	+\$415	+\$477	+\$538	+\$31	+\$62	+\$ 93
	40 1/2"H–47 15/16"H	\$256	+\$472	+\$543	+\$615	+\$36	+\$72	+\$108
	48"H	\$323	+\$569	+\$651	+\$733	+\$41	+\$82	+\$123

**60"D Base**

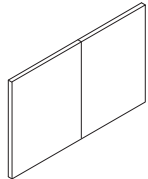
FMDUALSPTR	Screen Height	Base Price	+\$272	+\$302	+\$333	+\$15	+\$30	+\$ 45
	13 1/2"H–25 7/16"H	\$179						
	25 1/2"H–28 7/16"H	\$215	+\$338	+\$379	+\$420	+\$21	+\$42	+\$ 63
	28 1/2"H–33 7/16"H	\$231	+\$384	+\$436	+\$487	+\$26	+\$52	+\$ 78
	33 1/2"H–40 7/16"H	\$261	+\$446	+\$507	+\$569	+\$31	+\$62	+\$ 93
	40 1/2"H–47 15/16"H	\$292	+\$507	+\$579	+\$651	+\$36	+\$72	+\$108
	48"H	\$364	+\$610	+\$692	+\$774	+\$41	+\$82	+\$123

► Specification Information, continued on next page



► Specification Information, continued from previous page

Specification Information					
Style Number	Screen Height	Base Prices Base Depth per side	Options (Add \$ to Base Price)		
			per 36"W Return	per 48"W Return	per 60"W Return



**Modular Wood Veneer Split Boundary Screen For Use with Dual-Sided Base with Return**

**48"D Base**

FMDUALSPTR	Screen Height	Base Price	Options (36"W)	Options (48"W)	Options (60"W)
	13½"H	\$369	+\$ 615	+\$ 697	+\$ 779
	25½"H	\$451	+\$ 790	+\$ 902	+\$1015
	28½"H	\$482	+\$ 913	+\$1056	+\$1199
	33"H	\$549	+\$1071	+\$1246	+\$1420
	40½"H	\$615	+\$1231	+\$1435	+\$1640
	48"H	\$789	+\$1497	+\$1732	+\$1968

**60"D Base**

FMDUALSPTR	Screen Height	Base Price	Options (36"W)	Options (48"W)	Options (60"W)
	13½"H	\$410	+\$ 656	+\$ 738	+\$ 820
	25½"H	\$507	+\$ 845	+\$ 958	+\$1071
	28½"H	\$554	+\$ 984	+\$1128	+\$1271
	33"H	\$635	+\$1158	+\$1332	+\$1507
	40½"H	\$717	+\$1332	+\$1537	+\$1743
	48"H	\$907	+\$1615	+\$1850	+\$2086

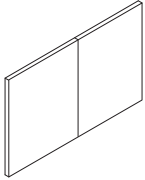
► Specification Information, continued on next page

Split Boundary Screens For Use with Dual-Sided Base with Return, continued

SIN 711.2

► Specification Information, continued from previous page

Specification Information								
Style Number	Screen Height	Base Prices Base Depth per side	Options (Add \$ to Base Price)					
			per 36"W Return	per 48"W Return	per 60"W Return	per overhang 1/16"W– 11 15/16"W	12"W– 17 15/16"W	18"W



**Parametric Wood Veneer Split Boundary Screen For Use with Dual-Sided Base with Return**

**48"D Base**

FMDUALSPTR	Screen Height	Base Price	+\$ 615	+\$ 697	+\$ 779	+\$ 41	+\$ 82	+\$123
	13 1/2"H–25 7/16"H	\$369						
	25 1/2"H–28 7/16"H	\$451						
	28 1/2"H–33 7/16"H	\$482						
	33 1/2"H–40 7/16"H	\$549						
	40 1/2"H–47 15/16"H	\$615						
	48"H	\$789						

**60"D Base**

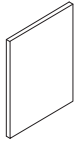
FMDUALSPTR	Screen Height	Base Price	+\$ 656	+\$ 738	+\$ 820	+\$ 41	+\$ 82	+\$123
	13 1/2"H–25 7/16"H	\$410						
	25 1/2"H–28 7/16"H	\$507						
	28 1/2"H–33 7/16"H	\$554						
	33 1/2"H–40 7/16"H	\$635						
	40 1/2"H–47 15/16"H	\$717						
	48"H	\$907						

**SIN 711.2**

# Single-Sided Boundary Screens

For Use with Single-Sided Bases

SIN 711.2



Tip: Screen height is determined by height installed less screen clearance.

Tip: Screen clearance is measured from the bottom of the boundary screen to the bottom of the leg which the screen is attached.

**For laminate price group 2 pricing,** please refer to the electronic catalog or SmartTools.

Tip: Open Line laminate is only available when specifying modular screens, and can be applied with vertical grain direction only.

Tip: Full-fill finish codes can be used to simplify specification of veneer boundary screens being used in settings with full-fill veneer products. The screen will not have the final fill coat applied, but the finish color will be consistent with the full-fill products.

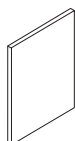
Standard Includes	Required to Specify
<ul style="list-style-type: none"> <li>• Screen: High-Pressure Laminate price group 1 or wood price group 1 veneer</li> <li>• Edge on laminate screen, if selected: plastic</li> <li>• Height: 13½"H–48"H</li> <li>• Height installed: 28½"H–48"H</li> <li>• Width: 24"W–96"W</li> <li>• Brackets: paint group 1</li> </ul>	<ol style="list-style-type: none"> <li>1 Style number</li> <li>2 Screen size type (see below under Required Selections)</li> <li>3 Height installed (see below under Required Selections)</li> <li>4 Screen clearance (see below under Required Selections)</li> <li>5 High-Pressure Laminate or wood veneer color number for screen</li> <li>6 Plastic color number for edge on laminate screen, if selected</li> <li>7 Bench depth</li> <li>8 Grain direction</li> <li>9 Paint color number for brackets</li> <li>10 Options, if selected (see below)</li> </ol> <p>▶ See <i>Surface Materials</i>, page 124.</p>

Screen Size Type	Required Selections	Price	Required to Specify
<b>Screen Size Type</b>	• Modular	No cost	Specify <i>with modular</i> .
	• Parametric	No cost	Specify <i>with parametric</i> .
<b>Height Installed</b>	<b>Modular</b>		
	• 28½"H	28½"H–40 <sup>7</sup> / <sub>16</sub> "H	Prices at right
	• 40½"H	40½"H–47 <sup>15</sup> / <sub>16</sub> "H	Prices at right
	• 48"H	48"H	Prices at right
<b>Screen Clearance</b>	• Modular	0"H or 15"H	Prices at right
	• Parametric	0"H–15"H	Prices at right

Surface Materials	Options	Price	Required to Specify
<b>Surface Materials</b>	<b>Screen</b>		
	• Laminate price group 2	See information at left	Specify laminate color number.
	• Open Line laminate	+\$ 69 plus cost of laminate	▶ See <i>Surface Materials Reference Manual</i> .
	• Wood group 2	+\$ 69	Specify wood color number.
	• Wood group 3	+\$242	Specify wood color number.
	• Customiz stain	No cost	Specify <i>with Customiz stain</i> .
	• Full-fill finish on wood group 1	No cost	▶ See <i>Surface Materials Reference Manual</i> . Specify <i>with full-fill finish</i> and select wood color number.
	<b>Grain direction</b>		
	• No direction	No cost	Specify <i>with no grain direction</i> .
	• Horizontal	No cost	Specify <i>with horizontal grain direction</i> .
• Vertical	No cost	Specify <i>with vertical grain direction</i> .	
<b>Brackets</b>	• Paint price group 2	+\$ 11	Specify paint color number.
	• Paint price group 3	+\$ 23	Specify paint color number.
	<b>Overhang</b>		
	• No overhang	No cost	Specify <i>with no overhang</i> .
	• 18" modular overhang	Prices at right	Specify <i>with 18" modular overhang</i> and select left or right, or left and right.
	• ¼"–18" parametric overhang	Prices at right	Specify <i>with length of parametric overhang</i> , select left or right, or left and right and select overhang width.

**Specification Information**

• Style Number	• Screen Height	• Base Prices • Base Depth	• Options (Add \$ to Base Price)
		24"D 30"D	18"W Overhang

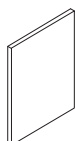


**Modular High-Pressure Laminate Single-Sided Boundary Screens For Use with Single-Sided Bases**

FMSINGLE	Screen Height	Base Price (24"D)	Base Price (30"D)	Options
	13½"H	\$164	\$179	+\$ 45
	25½"H	\$195	\$215	+\$ 63
	28½"H	\$205	\$231	+\$ 78
	33"H	\$231	\$261	+\$ 93
	40½"H	\$256	\$292	+\$108
	48"H	\$323	\$364	+\$123

**Specification Information**

• Style Number	• Screen Height	• Base Prices • Base Depth	• Options (Add \$ to Base Price)
		24"D 30"D	Overhang 1/16"W- 10 1/16"W- 16 1/2"W- 10 7/16"W 16 7/16"W 18"W



**Parametric High-Pressure Laminate Single-Sided Boundary Screens For Use with Single-Sided Bases**

FMSINGLE	Screen Height	Base Price (24"D)	Base Price (30"D)	Options
	13½"H-25 7/16"H	\$164	\$179	+\$15 +\$30 +\$ 45
	25½"H-28 7/16"H	\$195	\$215	+\$21 +\$42 +\$ 63
	28½"H-32 15/16"H	\$205	\$231	+\$26 +\$52 +\$ 78
	33"H-40 7/16"H	\$231	\$261	+\$31 +\$62 +\$ 93
	40½"H-47 15/16"H	\$256	\$292	+\$36 +\$72 +\$108
	48"H	\$323	\$364	+\$41 +\$82 +\$123

► **Specification Information, continued on next page**

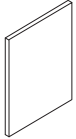
Single-Sided Boundary Screens For Use with Single-Sided Bases, continued

SIN 711.2

► Specification Information, continued from previous page

**Specification Information**

• Style Number	• Screen Height	• Base Prices Base Depth	• Options (Add \$ to Base Price)
		24"D 30"D	18"W Overhang

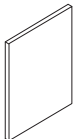


**Modular Wood Veneer Single-Sided Boundary Screens For Use with Single-Sided Bases**

FMSINGLE	Screen Height	Base Price	Base Depth	Options
	13½"H	\$369	\$410	+\$123
	25½"H	\$451	\$507	+\$171
	28½"H	\$482	\$554	+\$216
	33"H	\$549	\$635	+\$261
	40½"H	\$615	\$717	+\$309
	48"H	\$789	\$907	+\$354

**Specification Information**

• Style Number	• Screen Height	• Base Prices Base Depth	• Options (Add \$ to Base Price)
		24"D 30"D	Overhang
			1/16"W- 10½"W- 16½"W-
			10¾"W 16¾"W 18"W



**Parametric Wood Veneer Single-Sided Boundary Screens For Use with Single-Sided Bases**

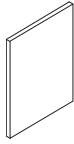
FMSINGLE	Screen Height	Base Price	Base Depth	Options
	13½"H-257/16"H	\$369	\$410	+\$ 41 +\$ 82 +\$123
	25½"H-287/16"H	\$451	\$507	+\$ 57 +\$114 +\$171
	28½"H-3215/16"H	\$482	\$554	+\$ 72 +\$144 +\$216
	33"H-407/16"H	\$549	\$635	+\$ 87 +\$174 +\$261
	40½"H-4715/16"H	\$615	\$717	+\$103 +\$206 +\$309
	48"H	\$789	\$907	+\$118 +\$236 +\$354



# Single-Sided Boundary Screens

For Use with Single-Sided Base With Return

SIN 711.2



Standard Includes	Required to Specify
<ul style="list-style-type: none"> <li>• Screen: High-Pressure Laminate price group 1 or wood price group 1 veneer</li> <li>• Edge on laminate screen, if selected: plastic</li> <li>• Height: 13½"H–48"H</li> <li>• Height installed: 28½"H–48"H</li> <li>• Width: 60"W–90"W</li> <li>• Brackets: paint group 1</li> </ul>	<ol style="list-style-type: none"> <li>1 Style number</li> <li>2 Screen size type (see below under Required Selections)</li> <li>3 Height installed (see below under Required Selections)</li> <li>4 Screen clearance (see below under Required Selections)</li> <li>5 Handedness</li> <li>6 High-Pressure Laminate or wood veneer color number for screen</li> <li>7 Plastic color number for edge on laminate screen, if selected</li> <li>8 Bench depth</li> <li>9 Grain direction</li> <li>10 Paint color number for brackets</li> <li>11 Options, if selected (see below)</li> </ol> <p>▶ See <i>Surface Materials</i>, page 124.</p>

*Tip: Screen height is determined by height installed less screen clearance.*

*Tip: Screen clearance is measured from the bottom of the boundary screen to the bottom of the leg which the screen is attached.*

	Required Selections	Price	Required to Specify								
<b>Screen Size Type</b>	<ul style="list-style-type: none"> <li>• Modular</li> <li>• Parametric</li> </ul>	No cost No cost	Specify with <i>modular</i> . Specify with <i>parametric</i> .								
<b>Height Installed</b>	<table border="0"> <tr> <td><b>Modular</b></td> <td><b>Parametric</b></td> </tr> <tr> <td>• 28½"H</td> <td>28½"H–40<sup>7</sup>/<sub>16</sub>"H</td> </tr> <tr> <td>• 40½"H</td> <td>40½"H–47<sup>15</sup>/<sub>16</sub>"H</td> </tr> <tr> <td>• 48"H</td> <td>48"H</td> </tr> </table>	<b>Modular</b>	<b>Parametric</b>	• 28½"H	28½"H–40 <sup>7</sup> / <sub>16</sub> "H	• 40½"H	40½"H–47 <sup>15</sup> / <sub>16</sub> "H	• 48"H	48"H	Prices at right Prices at right Prices at right	Specify installed height. Specify installed height. Specify installed height.
<b>Modular</b>	<b>Parametric</b>										
• 28½"H	28½"H–40 <sup>7</sup> / <sub>16</sub> "H										
• 40½"H	40½"H–47 <sup>15</sup> / <sub>16</sub> "H										
• 48"H	48"H										
<b>Screen Clearance</b>	<ul style="list-style-type: none"> <li>• Modular 0"H or 15"H</li> <li>• Parametric 0"H–15"H</li> </ul>	Prices at right Prices at right	Specify screen clearance. Specify screen clearance.								
<b>Handedness</b>	<ul style="list-style-type: none"> <li>• Left-handed</li> <li>• Right-handed</li> </ul>	No cost No cost	Specify with <i>single-sided left</i> . Specify with <i>single-sided right</i> .								

**For laminate price group 2 pricing**, please refer to the electronic catalog or SmartTools.

*Tips: Open Line laminate is only available when specifying modular screens, and can be applied with vertical grain direction only.*

*Tip: Full-fill finish codes can be used to simplify specification of veneer boundary screens being used in settings with full-fill veneer products. The screen will not have the final fill coat applied, but the finish color will be consistent with the full-fill products.*

	Options	Price	Required to Specify
<b>Surface Materials</b>	<p><b>Screen</b></p> <ul style="list-style-type: none"> <li>• Laminate price group 2</li> <li>• Open Line laminate</li> </ul> <p>• Wood group 2</p> <p>• Wood group 3</p> <p>• Customiz stain</p> <p>• Full-fill finish on wood group 1</p>	See information at left +\$ 69 plus cost of laminate +\$ 69 +\$242 No cost No cost	Specify laminate color number. ▶ See <i>Surface Materials Reference Manual</i> . Specify wood color number. Specify wood color number. Specify with <i>Customiz stain</i> . ▶ See <i>Surface Materials Reference Manual</i> . Specify with <i>full-fill finish</i> and select wood color number.
	<p><b>Grain direction</b></p> <ul style="list-style-type: none"> <li>• No direction</li> <li>• Horizontal</li> <li>• Vertical</li> </ul>	No cost No cost No cost	Specify with no grain direction. Specify with horizontal grain direction. Specify with vertical grain direction.
	<p><b>Brackets</b></p> <ul style="list-style-type: none"> <li>• Paint price group 2</li> <li>• Paint price group 3</li> </ul>	+\$ 11 +\$ 23	Specify paint color number. Specify paint color number.
<b>Return Application</b>	<ul style="list-style-type: none"> <li>• Left return</li> <li>• Right return</li> <li>• Left and right returns</li> </ul>	No cost No cost No cost	Specify with <i>left return</i> . Specify with <i>right return</i> . Specify with <i>left and right returns</i> .

▶ Options, continued on next page



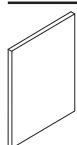
► Options, continued from previous page

Options	Price	Required to Specify
<b>Overhang</b> <ul style="list-style-type: none"> <li>No overhang</li> <li>18" modular overhang</li> <li>1/16"–18" parametric overhang</li> </ul>	No cost Prices below and at right Prices below and at right	Specify <i>with no overhang</i> . Specify <i>with 18" modular overhang</i> and select <i>left or right</i> . Specify <i>with length of parametric overhang</i> , select <i>left or right</i> , and select overhang width



**Specification Information**

Style Number	Screen Height	Base Prices		
		36"W Return	48"W Return	60"W Return



**Modular High-Pressure Laminate Single-Sided Boundary Screens For Use with Single-Sided Base with Return**

**24"D Base**

FMSINGLER	Screen Height	36"W Return	48"W Return	60"W Return
	13½"H	\$256	\$287	\$318
	25½"H	\$318	\$359	\$400
	28½"H	\$359	\$410	\$461
	33"H	\$415	\$477	\$538
	40½"H	\$472	\$543	\$615
	48"H	\$569	\$651	\$733

**30"D Base**

FMSINGLER	Screen Height	36"W Return	48"W Return	60"W Return
	13½"H	\$272	\$302	\$333
	25½"H	\$338	\$379	\$420
	28½"H	\$384	\$436	\$487
	33"H	\$446	\$507	\$569
	40½"H	\$507	\$579	\$651
	48"H	\$610	\$692	\$774

► Specification Information, continued on next page

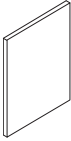
Single-Sided Boundary Screens For Use with Single-Sided Base with Return, continued

SIN 711.2

► Specification Information, continued from previous page

**Specification Information**

• Style • Number	• Screen • Height	• Base Prices			• Options		
		• 36"W • Return	• 48"W • Return	• 60"W • Return	• (Add \$ to Base Price)		
					• Overhang		
					• 1/16"W-	• 10 1/16"W-	• 16 1/2"W-
					• 10 7/16"W	• 16 7/16"W	• 18"W



**Parametric High-Pressure Laminate Split Boundary Screens For Use with Single-Sided Base with Return**

**24"D Base**

FMSINGLER	Screen Height	36"W Return	48"W Return	60"W Return	Options	Options	Options
	13 1/2"H-25 7/16"H	\$256	\$287	\$318	+\$15	+\$30	+\$ 45
	25 1/2"H-28 7/16"H	\$318	\$359	\$400	+\$21	+\$42	+\$ 63
	28 1/2"H-32 15/16"H	\$359	\$410	\$461	+\$26	+\$52	+\$ 78
	33"H-40 7/16"H	\$415	\$477	\$538	+\$31	+\$62	+\$ 93
	40 1/2"H-47 15/16"H	\$472	\$543	\$615	+\$36	+\$72	+\$108
	48"H	\$569	\$651	\$733	+\$41	+\$82	+\$123

**30"D Base**

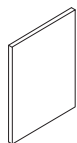
FMSINGLER	Screen Height	36"W Return	48"W Return	60"W Return	Options	Options	Options
	13 1/2"H-25 7/16"H	\$272	\$302	\$333	+\$15	+\$30	+\$ 45
	25 1/2"H-28 7/16"H	\$338	\$379	\$420	+\$21	+\$42	+\$ 63
	28 1/2"H-32 15/16"H	\$384	\$436	\$487	+\$26	+\$52	+\$ 78
	33"H-40 7/16"H	\$446	\$507	\$569	+\$31	+\$62	+\$ 93
	40 1/2"H-47 15/16"H	\$507	\$579	\$651	+\$36	+\$72	+\$108
	48"H	\$610	\$692	\$774	+\$41	+\$82	+\$123

► Specification Information, continued on next page

► Specification Information, continued from previous page

**Specification Information**

Style Number	Screen Height	Base Prices		
		36"W Return	48"W Return	60"W Return



**Modular Wood Veneer Split Boundary Screens For Use with Single-Sided Base with Return**

**24"D Base**

FMSINGLER	Screen Height	36"W Return	48"W Return	60"W Return
	13½"H	\$ 615	\$ 697	\$ 779
	25½"H	\$ 790	\$ 902	\$1015
	28½"H	\$ 913	\$1056	\$1199
	33"H	\$1071	\$1246	\$1420
	40½"H	\$1231	\$1435	\$1640
	48"H	\$1497	\$1732	\$1968

**30"D Base**

FMSINGLER	Screen Height	36"W Return	48"W Return	60"W Return
	13½"H	\$ 656	\$ 738	\$ 820
	25½"H	\$ 845	\$ 958	\$1071
	28½"H	\$ 984	\$1128	\$1271
	33"H	\$1158	\$1332	\$1507
	40½"H	\$1332	\$1537	\$1743
	48"H	\$1615	\$1850	\$2086

► Specification Information, continued on next page

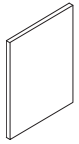
Single-Sided Boundary Screens For Use with Single-Sided Base with Return, continued

SIN 711.2

► Specification Information, continued from previous page

**Specification Information**

• Style Number	• Screen Height	• Base Prices			• Options (Add \$ to Base Price)		
		• 36"W Return	• 48"W Return	• 60"W Return	• Overhang		
					• 1/16"W-	• 12"W-	• 16 1/2"W-
					• 11 15/16"W	• 16 7/16"W	• 18"W



**Parametric Wood Veneer Split Boundary Screens For Use with Single-Sided Base with Return**

**24"D Base**

FMSINGLER	Screen Height	36"W Return	48"W Return	60"W Return	Options 1	Options 2	Options 3
	13 1/2"H-25 7/16"H	\$ 615	\$ 697	\$ 779	+\$ 41	+\$ 82	+\$123
	25 1/2"H-28 7/16"H	\$ 790	\$ 902	\$1015	+\$ 57	+\$114	+\$171
	28 1/2"H-32 15/16"H	\$ 913	\$1056	\$1199	+\$ 72	+\$144	+\$216
	33"H-40 7/16"H	\$1071	\$1246	\$1420	+\$ 87	+\$174	+\$261
	40 1/2"H-47 15/16"H	\$1231	\$1435	\$1640	+\$103	+\$206	+\$309
	48"H	\$1497	\$1732	\$1968	+\$118	+\$236	+\$354

**30"D Base**

FMSINGLER	Screen Height	36"W Return	48"W Return	60"W Return	Options 1	Options 2	Options 3
	13 1/2"H-25 7/16"H	\$ 656	\$ 738	\$ 820	+\$ 41	+\$ 82	+\$123
	25 1/2"H-28 7/16"H	\$ 845	\$ 958	\$1071	+\$ 57	+\$114	+\$171
	28 1/2"H-32 15/16"H	\$ 984	\$1128	\$1271	+\$ 72	+\$144	+\$216
	33"H-40 7/16"H	\$1158	\$1332	\$1507	+\$ 87	+\$174	+\$261
	40 1/2"H-47 15/16"H	\$1332	\$1537	\$1743	+\$103	+\$206	+\$309
	48"H	\$1615	\$1850	\$2086	+\$118	+\$236	+\$354

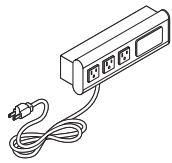
# Power Strips

SIN 711.2




Standard Includes	Required to Specify
<ul style="list-style-type: none"> <li>• Power strip with 8' PVC cord</li> <li>• Attachment bracket: 4799 Platinum</li> </ul>	Style number

Specification Information	
• Style Number	• Price
.....	.....



Power and Data Strip with Cord and Rail Attachment Bracket	
<b>FMVPDS</b>	\$236
.....	.....

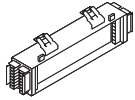


Power Strip with Cord and Rail Attachment Bracket	
<b>FMVPS</b>	\$215
.....	.....

# Modular Power Blocks and Chicago Hardwire Box

SIN 711.2

## Modular Power Block – Standard-Capacity

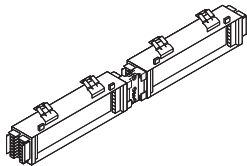


Standard Includes	Required to Specify
<ul style="list-style-type: none"> <li>• Non-PVC power block</li> </ul>	1 Style number 2 Power schematic (see below)

	Options	Price	Required to Specify
<b>Power</b>	• 3+1	No cost	Specify <i>with 3+1</i> .
<b>Schematics</b>	• 2+2	No cost	Specify <i>with 2+2</i> .
	• 3SN	No cost	Specify <i>with 3SN</i> .

Specification Information	
Style Number	Price
FMVPBS	\$173

## Modular Power Block – High-Capacity

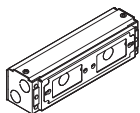


Standard Includes	Required to Specify
<ul style="list-style-type: none"> <li>• Two non-PVC power blocks</li> <li>• Block-to-block connector</li> </ul>	1 Style number 2 Power schematic (see below)

	Options	Price	Required to Specify
<b>Power</b>	• 3+1	No cost	Specify <i>with 3+1</i> .
<b>Schematics</b>	• 2+2	No cost	Specify <i>with 2+2</i> .
	• 3SN	No cost	Specify <i>with 3SN</i> .

Specification Information	
Style Number	Price
FMVPBH	\$369

## Chicago Hardwire Box



Standard Includes	Required to Specify
<ul style="list-style-type: none"> <li>• Hardwire box: black</li> </ul>	Style number

Specification Information	
Style Number	Price
FMVCP	\$255

# Receptacles and Filler Package

SIN 711.2

## Duplex Receptacle



*Tip: For designation of controlled receptacles, order permanent ink stamp with controlled icon; service part (1063909001SR). It includes a pair of stamps, one white and one black. Appropriate receptacles can be stamped at the job site during installation.*

Standard Includes	Required to Specify
-------------------	---------------------

- |  |   |
|--|---|
| <ul style="list-style-type: none"> <li>15-amp, system ground duplex receptacle: black</li> </ul> | <ul style="list-style-type: none"> <li>1 Style number</li> <li>2 Power schematic</li> <li>3 Options, if selected (see below)</li> </ul> |
|--|---|

Options	Price	Required to Specify
---------	-------	---------------------

<b>Power Schematics and Line Options</b>	<b>3+1</b>		
	• Line 1	No cost	Specify with 3+1, line 1.
	• Line 2	No cost	Specify with 3+1, line 2.
	• Line 3	No cost	Specify with 3+1, line 3.
	• Line 4	No cost	Specify with 3+1, line 4.
	<b>2+2</b>		
	• Line 1	No cost	Specify with 2+2, line 1.
	• Line 2	No cost	Specify with 2+2, line 2.
	• Line 3	No cost	Specify with 2+2, line 3.
	• Line 4	No cost	Specify with 2+2, line 4.
	<b>3SN</b>		
	• Line 1	No cost	Specify with 3SN, line 1.
	• Line 2	No cost	Specify with 3SN, line 2.
	• Line 3	No cost	Specify with 3SN, line 3.
<b>Amperage</b>	• 20-amp	+\$23	Specify with 20-amp.
<b>Ground Type</b>	• Isolated	+\$12	Specify with isolated ground.

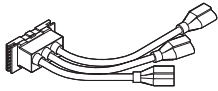
Specification Information	
---------------------------	--

<b>Style Number</b>	<b>Base Price</b>
FMVRD	\$33

Receptacles and Filler Package, continued

SIN 711.2

**Flexible Receptacle**



*Tip: For designation of controlled receptacles, order permanent ink stamp with controlled icon; service part (1063909001SR). It includes a pair of stamps, one white and one black. Appropriate receptacles can be stamped at the job site during installation.*

Standard Includes	Required to Specify
-------------------	---------------------

- Non-PVC, 15-amp, system ground duplex receptacle: black

- 1 Style number
- 2 Power schematic
- 3 Options, if selected (see below)

Power Schematics and Line Options	Options	Price	Required to Specify
-----------------------------------	---------	-------	---------------------

**Power Schematics and Line Options**

**3+1**

- Line 1 No cost
- Line 2 No cost
- Line 3 No cost
- Line 4 No cost

- Specify with 3+1, line 1.
- Specify with 3+1, line 2.
- Specify with 3+1, line 3.
- Specify with 3+1, line 4.

**2+2**

- Line 1 No cost
- Line 2 No cost
- Line 3 No cost
- Line 4 No cost

- Specify with 2+2, line 1.
- Specify with 2+2, line 2.
- Specify with 2+2, line 3.
- Specify with 2+2, line 4.

**3SN**

- Line 1 No cost
- Line 2 No cost
- Line 3 No cost

- Specify with 3SN, line 1.
- Specify with 3SN, line 2.
- Specify with 3SN, line 3.

**Ground Type**

- Isolated +\$12 Specify with isolated ground.

Specification Information	
---------------------------	--

• **Style Number**  
:  
:

• **Base Price**  
:  
:

**FMVRF** \$91

:  
:



## USB Receptacle



Standard Includes	Required to Specify
<ul style="list-style-type: none"> <li>USB receptacle: black</li> </ul>	1 Style number 2 Power schematic and line type 3 Options, if selected (see below)

Options	Price	Required to Specify
<b>Power Schematics and Line Options</b> <b>3+1</b> <ul style="list-style-type: none"> <li>Line 1</li> <li>Line 2</li> <li>Line 3</li> <li>Line 4</li> </ul>	No cost No cost No cost No cost	Specify with 3+1, line 1. Specify with 3+1, line 2. Specify with 3+1, line 3. Specify with 3+1, line 4.
<b>2+2</b> <ul style="list-style-type: none"> <li>Line 1</li> <li>Line 2</li> <li>Line 3</li> <li>Line 4</li> </ul>	No cost No cost No cost No cost	Specify with 2+2, line 1. Specify with 2+2, line 2. Specify with 2+2, line 3. Specify with 2+2, line 4.
<b>3SN</b> <ul style="list-style-type: none"> <li>Line 1</li> <li>Line 2</li> <li>Line 3</li> </ul>	No cost No cost No cost	Specify with 3SN, line 1. Specify with 3SN, line 2. Specify with 3SN, line 3.

Specification Information	
Style Number	Price
FMVRUSB	\$79

## Filler Package – Power/Data

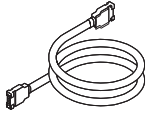


Standard Includes	Required to Specify
<ul style="list-style-type: none"> <li>Package of 20 fillers: black</li> </ul>	Style number

Specification Information	
Style Number	Price
FMVF	\$35

# Modular Harnesses

SIN 711.2



Standard Includes	Required to Specify
-------------------	---------------------

<ul style="list-style-type: none"> <li>• Non-PVC modular harness</li> </ul>	1 Style number 2 Power schematic 3 Options, if selected (see below)
---	---

Options	Price	Required to Specify
---------	-------	---------------------

<b>Power Schematics</b> <ul style="list-style-type: none"> <li>• 3+1</li> <li>• 2+2</li> <li>• 3SN</li> </ul>	No cost No cost No cost	Specify <i>with 3+1</i> . Specify <i>with 2+2</i> . Specify <i>with 3SN</i> .
---	-------------------------------	---

<b>PVC</b> <ul style="list-style-type: none"> <li>• PVC modular harness</li> </ul>	–\$10	Specify <i>with PVC modular harness</i> .
--	-------	---

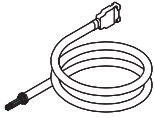
Specification Information		
Length	Style Number	Base Price

30"	<b>FMVH30</b>	\$115
36"	<b>FMVH36</b>	\$115
39"	<b>FMVH39</b>	\$115
42"	<b>FMVH42</b>	\$115
45"	<b>FMVH45</b>	\$127
48"	<b>FMVH48</b>	\$127
51"	<b>FMVH51</b>	\$127
54"	<b>FMVH54</b>	\$127
57"	<b>FMVH57</b>	\$127
60"	<b>FMVH60</b>	\$146
63"	<b>FMVH63</b>	\$146
66"	<b>FMVH66</b>	\$146
69"	<b>FMVH69</b>	\$146
72"	<b>FMVH72</b>	\$159
75"	<b>FMVH75</b>	\$159
:	:	:

# Power Infeeds

SIN 711.2

## Hardwire-to-Modular Power Infeed

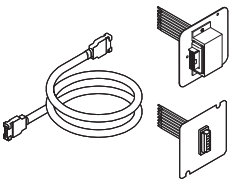


Standard Includes		Required to Specify	
<ul style="list-style-type: none"> <li>Non-PVC infeed harness</li> </ul>		1 Style number 2 Power schematic 3 Options, if selected (see below)	

	Options	Price	Required to Specify
<b>Power Schematics</b>	<ul style="list-style-type: none"> <li>3+1</li> <li>2+2</li> <li>3SN</li> </ul>	No cost	Specify with 3+1. Specify with 2+2. Specify with 3SN.
<b>PVC</b>	<ul style="list-style-type: none"> <li>PVC modular harness</li> </ul>	-\$10	Specify with PVC.

Specification Information		
Length	Style Number	Base Price
6'	<b>FMVI6H</b>	\$186
12'	<b>FMVI12H</b>	\$237
24'	<b>FMVI24H</b>	\$340
:	:	:

## Modular-to-Modular Power Infeed



Standard Includes		Required to Specify	
<ul style="list-style-type: none"> <li>Non-PVC infeed harness</li> <li>Straight/flush junction box faceplate</li> </ul>		1 Style number 2 Power schematic 3 Options, if selected (see below)	

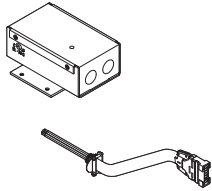
	Options	Price	Required to Specify
<b>Power Schematics</b>	<ul style="list-style-type: none"> <li>3+1</li> <li>2+2</li> <li>3SN</li> </ul>	No cost	Specify with 3+1. Specify with 2+2. Specify with 3SN.
<b>Faceplate</b>	<ul style="list-style-type: none"> <li>90° junction box faceplate</li> </ul>	+\$38	Specify with 90° faceplate.
<b>PVC</b>	<ul style="list-style-type: none"> <li>PVC modular harness</li> </ul>	-\$10	Specify with PVC.

Specification Information		
Length	Style Number	Base Price
6'	<b>FMVI6M</b>	\$259
12'	<b>FMVI12M</b>	\$321
24'	<b>FMVI24M</b>	\$431
:	:	:

Power Infeeds, continued

SIN 711.2

**New York Power Infeed**



Standard Includes		Required to Specify	
-------------------	--	---------------------	--

<ul style="list-style-type: none"> <li>• 50" non-PVC infeed harness</li> <li>• Junction box</li> <li>• Strain relief brackets</li> </ul>		<ul style="list-style-type: none"> <li>1 Style number</li> <li>2 Power schematic</li> <li>3 Options, if selected (see below)</li> </ul>	
--	--	---	--

	Options	Price	Required to Specify
--	---------	-------	---------------------

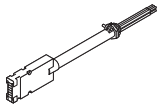
<b>Power Schematics</b>	• 3+1	No cost	Specify with 3+1.
	• 2+2	No cost	Specify with 2+2.
	• 3SN	No cost	Specify with 3SN.

<b>PVC</b>	• PVC modular harness	-\$10	Specify with PVC.
------------	-----------------------	-------	-------------------

**Specification Information**

Style Number	Base Price
FMVINN	\$194

**San Francisco Power Infeed**



Standard Includes		Required to Specify	
-------------------	--	---------------------	--

<ul style="list-style-type: none"> <li>• 12' PVC infeed harness with liquid tight metallic conduit</li> </ul>		<ul style="list-style-type: none"> <li>1 Style number</li> <li>2 Power schematic (see below)</li> </ul>	
---	--	---	--

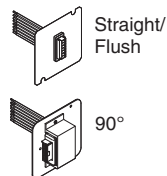
	Options	Price	Required to Specify
--	---------	-------	---------------------

<b>Power Schematics</b>	• 3+1	No cost	Specify with 3+1.
	• 2+2	No cost	Specify with 2+2.
	• 3SN	No cost	Specify with 3SN.

**Specification Information**

Style Number	Price
FMVISS	\$306

## Junction Box Faceplate – Modular



Standard Includes	Required to Specify
<ul style="list-style-type: none"> <li>• Non-PVC straight/flush junction box faceplate</li> </ul>	1 Style number 2 Power schematic 3 Options, if selected (see below)

	Options	Price	Required to Specify
<b>Power Schematics</b>	• 3+1	No cost	Specify with 3+1.
	• 2+2	No cost	Specify with 2+2.
	• 3SN	No cost	Specify with 3SN.
<b>Faceplate</b>	• 90° junction box faceplate	+\$38	Specify with 90° faceplate.
<b>PVC</b>	• PVC modular harness	-\$10	Specify with PVC.

Specification Information	
Style Number	Base Price
FMVM	\$69
:	:

Power Infeeds, continued

SIN 711.2

Utility Poles

Tip: Infeed is ordered separately.

Tip: Utility pole reaches a maximum ceiling height of 10'. Pole is 3"D x 6"W.

Standard Includes	Required to Specify
-------------------	---------------------

- Pole: anodized aluminum
- Ceiling kit
- Mounting brackets

- 1 Style number
- 2 Options, if selected (see below)

Options	Price	Required to Specify
---------	-------	---------------------

- |   |                        |         |
|---|------------------------|---------|
| <b>Tray Connection for Dual-Sided Bench</b> | • Upper and lower tray | No cost |
|   | • Simple tray          | No cost |

- Specify with upper and lower tray.
- Specify with simple tray.

Specification Information	
---------------------------	--

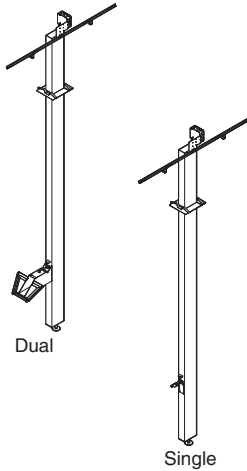
- | • Style Number | • Price |
|----------------|---------|
|                |         |

**For Use with Dual-Sided Bench**

<b>FMVUD</b>	\$682
--------------	-------

**For Use with Single-Sided Bench**

<b>FMVUS</b>	\$682
--------------	-------



Vertebral Riser

Standard Includes	Required to Specify
-------------------	---------------------

- Riser: black plastic

- Style number

Specification Information		
---------------------------	--	--

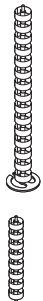
- | • Height | • Style Number | • Price |
|----------|----------------|---------|
|          |                |         |

**Vertebral Riser**

30"	<b>FMVC</b>	\$159
-----	-------------	-------

**Extension Vertebral Riser**

15"	<b>FMVCE</b>	\$ 46
-----	--------------	-------

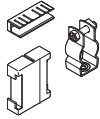


# Bracket Kit and Block-to-Block Connector

Bracket Kit and Block-to-Block Connector

SIN 711.2

## Bracket Kit for Desk with Power, without Trays



Standard Includes		Required to Specify
<ul style="list-style-type: none"> <li>• Brackets and dust covers</li> </ul>		Style number
Specification Information		
• Style Number	• Price	
FMVBK	\$22	

## Block-to-Block Connector



*Tip: Block-to-block connector is only needed when converting standard-capacity power to high-capacity.*

Standard Includes		Required to Specify	
<ul style="list-style-type: none"> <li>• Connector</li> </ul>		1 Style number 2 Power schematic (see below)	
Power Schematics	Options	Price	Required to Specify
	<ul style="list-style-type: none"> <li>• 3+1</li> <li>• 2+2</li> <li>• 3SN</li> </ul>	No cost No cost No cost	Specify with 3+1, line 1. Specify with 2+2, line 1. Specify with 3SN, line 1.
Specification Information			
• Style Number	• Price		
FMVB	\$19		

# Worktools

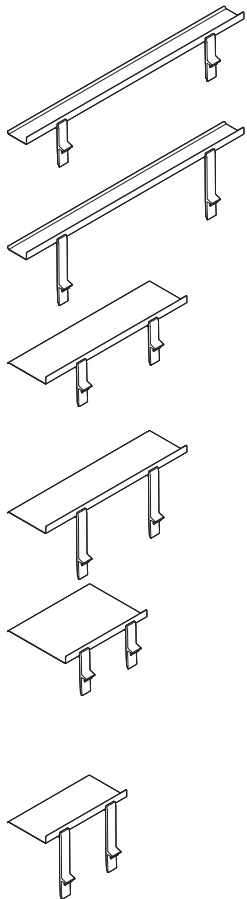
SIN 711.2

## SOTO Shelves

*Tip: All SOTO shelves allow for 2 7/8" or 6" between work-surface and bottom of shelf.*

*Tip: The colors for plastic spacers are defaulted by stanchion color.*

► See *Worktools Specification Guide* for default matrix.



Standard Includes	Required to Specify
-------------------	---------------------

- |   |   |
|---|---|
| <ul style="list-style-type: none"> <li>• Shelf: paint</li> <li>• Stanchions:                             <ul style="list-style-type: none"> <li>– 4799 Platinum Metallic, if 4799 Platinum Metallic selected on shelf</li> <li>– Paint price group 1, if 4231 Arctic White selected on shelf</li> </ul> </li> </ul> | <ol style="list-style-type: none"> <li>1 Style number</li> <li>2 Paint color number for shelf:                             <ul style="list-style-type: none"> <li>4231 Arctic White</li> <li>4799 Platinum Metallic</li> </ul> </li> <li>3 Paint color number for stanchions, if 4231 Arctic White is selected on shelf:                             <ul style="list-style-type: none"> <li>4799 Platinum Metallic</li> <li>7360 Merle</li> </ul> </li> <li>4 Options, if selected (see below)</li> </ol> |
|---|---|

Options	Price	Required to Specify
---------	-------	---------------------

<b>Surface Materials</b>	<b>Shelf</b> <ul style="list-style-type: none"> <li>• Paint price group 3</li> </ul>	+\$20  Specify paint color number. ► See <i>Surface Materials Reference Manual</i> for accent paint options.
--------------------------	--	---

Specification Information					
• Dimensions	• Weight		• Style	• Base	
D	W	H	Number	Price	

### 36"W Standard Shelf

3 1/2"	36"	6 9/10"	3.9 lb	<b>DSSA363</b>	\$148
:	:	:	:	:	:

### 36"W High Shelf

3 1/2"	36"	10"	4.2 lb	<b>DSSA363H</b>	\$153
:	:	:	:	:	:

### 24"W Standard Shelves

6 3/4"	24"	6 9/10"	4.9 lb	<b>DSSA246</b>	\$153
10 1/4"	24"	6 9/10"	6.4 lb	<b>DSSA2410</b>	\$163
:	:	:	:	:	:

### 24"W High Shelves

6 3/4"	24"	10"	5.3 lb	<b>DSSA246H</b>	\$158
10 1/4"	24"	10"	6.7 lb	<b>DSSA2410H</b>	\$168
:	:	:	:	:	:

### 14"W Standard Shelves

3 1/2"	14"	6 9/10"	2.2 lb	<b>DSSA143</b>	\$141
6 3/4"	14"	6 9/10"	3.6 lb	<b>DSSA146</b>	\$148
10 1/4"	14"	6 9/10"	4.4 lb	<b>DSSA1410</b>	\$158
:	:	:	:	:	:

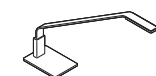
### 14"W High Shelves

3 1/2"	14"	10"	2.5 lb	<b>DSSA143H</b>	\$148
6 3/4"	14"	10"	3.9 lb	<b>DSSA146H</b>	\$153
10 1/4"	14"	10"	4.7 lb	<b>DSSA1410H</b>	\$163
:	:	:	:	:	:



## LED Task Lights

*Tip: 90° mini extension cord can be used with Ology bench, FrameOne, or where power receptacles are located in confined spaces. ▶ See Worktools Specification Guide.*



Standard Includes	Required to Specify
-------------------	---------------------

- Task light and mounting bracket: paint
- 4.8-watt LED 3500K
- 9' low voltage modular cord: black plastic only

- 1 Style number
- 2 Paint color number for light:
  - 4231 Arctic White
  - 4710 Low Gloss Black
  - 4799 Platinum

Specification Information				
• Dimensions			• Style	• Price
D	W	H	Number	

13 1/8"	1 1/2"	13 1/8"	DSLEDR	\$302
⋮	⋮	⋮	⋮	⋮

### Rail-Mounted

13 1/8"	1 1/2"	13 1/8"	DSLEDR	\$302
⋮	⋮	⋮	⋮	⋮

### Freestanding

13 1/8"	4 1/4"	15 3/8"	DSLEDF	\$329
⋮	⋮	⋮	⋮	⋮

## SOTO Tool Box



*Tip: Tool box contains removable semi-opaque insert to separate pens from sticky notes.*

Standard Includes	Required to Specify
-------------------	---------------------

- Tool box: plastic

- 1 Style number
- 2 Plastic color number for tool box:
  - 6009 Arctic White
  - 6302 Baltic
  - 6338 Chili
  - 6527 Merle
  - 6BE2 Light Peacock
  - 6BE3 Cotton Candy

Specification Information				
• Dimensions			• Style	• Price
D	W	H	Number	

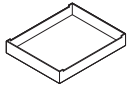
3 1/2"	3 1/4"	3 1/2"	DSTB	\$34
⋮	⋮	⋮	⋮	⋮

**Products on this page are the SOTO collection by Steelcase worktools.**

They are included here to simplify your planning. They are ordered through Steelcase worktools electronic catalog (SGC).

SIN 711.2

**SOTO Pile Box**



Standard Includes	Required to Specify
-------------------	---------------------

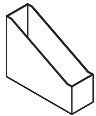
- Pile box: plastic

- 1 Style number
- 2 Plastic color number for pile box:
  - 6009 Arctic White
  - 6302 Baltic
  - 6338 Chili
  - 6527 Merle
  - 6BE2 Light Peacock
  - 6BE3 Cotton Candy

Specification Information				
• Dimensions			• Style	• Price
D	W	H	Number	

97/8"	121/4"	2"	<b>DSSPB</b>	\$39
•	•	•	•	•

**SOTO Diagonal File Box**



Standard Includes	Required to Specify
-------------------	---------------------

- Diagonal file box: plastic

- 1 Style number
- 2 Plastic color number for file box:
  - 6009 Arctic White
  - 6302 Baltic
  - 6338 Chili
  - 6527 Merle
  - 6BE2 Light Peacock
  - 6BE3 Cotton Candy

Specification Information				
• Dimensions			• Style	• Price
D	W	H	Number	

121/4"	4"	97/8"	<b>DSDFB</b>	\$39
•	•	•	•	•

**SOTO Personal Box**



Standard Includes	Required to Specify
-------------------	---------------------

- Personal box: plastic

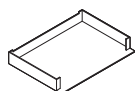
- 1 Style number
- 2 Plastic color number for personal box:
  - 6009 Arctic White
  - 6302 Baltic
  - 6338 Chili
  - 6527 Merle
  - 6BE2 Light Peacock
  - 6BE3 Cotton Candy

Specification Information				
• Dimensions			• Style	• Price
D	W	H	Number	

9"	9"	2"	<b>DSPB</b>	\$34
•	•	•	•	•

**Products on this page are the SOTO collection by Steelcase worktools.** They are included here to simplify your planning. They are ordered through Steelcase worktools electronic catalog (SGC).

## SOTO Landscape Letter Box



Standard Includes	Required to Specify
-------------------	---------------------

- |   |   |
|---|---|
| Standard Includes   | Required to Specify   |
| <ul style="list-style-type: none"> <li>Landscape letter box: plastic</li> </ul> | <ul style="list-style-type: none"> <li>1 Style number</li> <li>2 Plastic color number for letter box:                             <ul style="list-style-type: none"> <li>6009 Arctic White</li> <li>6302 Baltic</li> <li>6338 Chili</li> <li>6527 Merle</li> <li>6BE2 Light Peacock</li> <li>6BE3 Cotton Candy</li> </ul> </li> </ul> |

Specification Information				
Dimensions			Style Number	Price
D	W	H	Number	Price

Dimensions	Style Number			Price
D	W	H	Number	Price
97/8"	133/4"	2"	<b>DSLLB</b>	\$39
:	:	:	:	:

## SOTO Utility Box



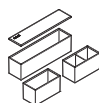
Standard Includes	Required to Specify
-------------------	---------------------

- |  |  |
|--|--|
| Standard Includes  | Required to Specify  |
| <ul style="list-style-type: none"> <li>Utility box: plastic</li> </ul> | <ul style="list-style-type: none"> <li>1 Style number</li> <li>2 Plastic color number for utility box:                             <ul style="list-style-type: none"> <li>6009 Arctic White</li> <li>6302 Baltic</li> <li>6338 Chili</li> <li>6527 Merle</li> <li>6BE2 Light Peacock</li> <li>6BE3 Cotton Candy</li> </ul> </li> </ul> |

Specification Information				
Dimensions			Style Number	Price
D	W	H	Number	Price

Dimensions	Style Number			Price
D	W	H	Number	Price
31/8"	9"	11/4"	<b>DSUB</b>	\$34
:	:	:	:	:

## SOTO Storage Boxes, Set of Three



Tip: The storage box set fits inside the personal box.

Tip: The box dimensions are:

- Large: 21/8" x 89/8" x 23/8"
- Small with divider: 21/8" x 41/4" x 23/8"
- Small without divider: 21/8" x 41/4" x 23/8"

Standard Includes	Required to Specify
-------------------	---------------------

- |  |  |
|--|--|
| Standard Includes  | Required to Specify  |
| <ul style="list-style-type: none"> <li>Set of three storage boxes: semi-opaque boxes with white cover</li> </ul> | <ul style="list-style-type: none"> <li>Style number</li> </ul> |

Specification Information	
Style Number	Price

Style Number	Price
<ul style="list-style-type: none"> <li><b>DSSB</b></li> </ul>	\$39
:	:

SIN 711.2

**Eyesite Single Display Supports with FrameOne Mounting Brackets**

*Tip: When mounting dual or triple Eyesite on stand-alone, single-sided FrameOne base units, the worksurface must be 66"W or greater and must be used with Eyesite standard crank adjustable column only.*

Standard Includes	Required to Specify
-------------------	---------------------

- Monitor arm: 4799 Platinum
- Standard crank adjustment column with 7 1/2" vertical height adjustment, if selected
- Extended crank adjustment column with 12 1/2" vertical height adjustment, if selected
- Laptop support, if selected

Style number

Specification Information				
• Dimensions			• Style	• Price
D	W	H	Number	

**Standard Crank Adjustment Column**

6 5/8"	11 5/8"	15 1/2"	<b>FPAC1FO</b>	\$420
--------	---------	---------	----------------	-------

**Extended Crank Adjustment Column**

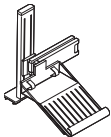
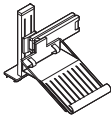
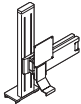
6 5/8"	11 5/8"	20"	<b>FPAEC1FO</b>	\$475
--------	---------	-----	-----------------	-------

**Standard Crank Adjustment Column and Laptop Support**

16"	11 5/8"	15 1/2"	<b>FPALC1FO</b>	\$514
-----	---------	---------	-----------------	-------

**Extended Crank Adjustment Column and Laptop Support**

16"	11 5/8"	19 7/8"	<b>FPAELC1FO</b>	\$569
-----	---------	---------	------------------	-------



**Products on this page are the SOTO collection by Steelcase worktools.**

They are included here to simplify your planning. They are ordered through Steelcase worktools electronic catalog (SGC).

## Eyesite Dual Display Supports with FrameOne Mounting Brackets

*Tip: When mounting dual or triple Eyesite on stand-alone, single-sided FrameOne base units, the worksurface must be 66"W or greater and must be used with Eyesite standard crank adjustable column only.*

Standard Includes	Required to Specify
<ul style="list-style-type: none"> <li>• Monitor arm: 4799 Platinum</li> <li>• Standard crank adjustment column with 7<sup>1</sup>/<sub>2</sub>" vertical height adjustment, if selected</li> <li>• Extended crank adjustment column with 12<sup>1</sup>/<sub>2</sub>" vertical height adjustment, if selected</li> </ul>	Style number

Options	Price	Required to Specify
<b>Bracket</b> <ul style="list-style-type: none"> <li>• Without pivot</li> <li>• With pivot</li> </ul>	No cost +\$18	Specify <i>without pivot</i> . Specify <i>with pivot</i> .

### Specification Information

Dimensions			Style	Base
D	W	H	Number	Price

#### Standard Crank Adjustment Column

8 <sup>1</sup> / <sub>2</sub> "	31"	15 <sup>1</sup> / <sub>2</sub> "	<b>FPAC2FO</b>	\$710
---------------------------------	-----	----------------------------------	----------------	-------

#### Extended Crank Adjustment Column

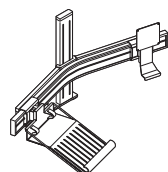
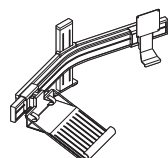
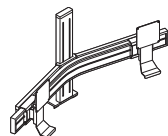
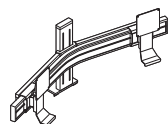
8 <sup>1</sup> / <sub>2</sub> "	31"	20"	<b>FPAEC2FO</b>	\$765
---------------------------------	-----	-----	-----------------	-------

#### Standard Crank Adjustment Column and Laptop Support

17"	31"	15 <sup>1</sup> / <sub>2</sub> "	<b>FPALC2FO</b>	\$760
-----	-----	----------------------------------	-----------------	-------

#### Extended Crank Adjustment Column and Laptop Support

17"	31"	19 <sup>7</sup> / <sub>8</sub> "	<b>FPAELC2FO</b>	\$816
-----	-----	----------------------------------	------------------	-------

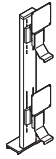


**Products on this page are the SOTO collection by Steelcase worktools.**

They are included here to simplify your planning. They are ordered through Steelcase worktools electronic catalog (SGC).

SIN 711.2

**Eyesite Static One-Over-One Display Support with FrameOne Mounting Brackets**



Tip: When mounting dual or triple Eyesite on stand-alone, single-sided FrameOne base units, the worksurface must be 66"W or greater and must be used with Eyesite standard crank adjustable column only.

Standard Includes	Required to Specify
<ul style="list-style-type: none"> <li>Extended static column: 4799 Platinum</li> <li>Mounting bracket: 4799 Platinum</li> </ul>	Style number

**Specification Information**

• Dimensions			• Style	• Price
D	W	H	Number	
5¾"	4⅛"	31¾"	<b>FPAS1O1FO</b>	\$469

**Eyesite FrameOne Bracket**



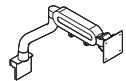
Tip: Eyesite columns may be mounted back to back on double-sided FrameOne worksurfaces when using FrameOne brackets.

Standard Includes	Required to Specify
<ul style="list-style-type: none"> <li>Bracket: 4799 Platinum</li> </ul>	Style number

**Specification Information**

• Style	• Price
Number	
<b>FPCFO</b>	\$90

**FYI Flat Panel Monitor Arm with FrameOne Bracket**



Tip: FYI flat panel arm support is for use with monitors 5 to 20 lb.

Tip: When planning with stand-alone, single-sided FrameOne base units, the worksurface must be 66"W or greater and utilize no more than one single FYI flat panel monitor arm.

Standard Includes	Required to Specify
<ul style="list-style-type: none"> <li>Monitor arm: paint</li> <li>75 mm/100 mm VESA plate</li> <li>Mounting bracket</li> </ul>	1 Style number 2 Paint color number: 4231 Arctic White 4710 Low Gloss Black 4799 Platinum

**Specification Information**

• Dimensions			• Style	• Price
D	W	H	Number	
4"	14"	13½"	<b>FPASINGLEFO</b>	\$394

## Fixed Mount Vertical Processor Sling



Standard Includes	Required to Specify
<ul style="list-style-type: none"> <li>Vertical processor sling: 7207 Textured Black</li> </ul>	Style number

Related Products
<ul style="list-style-type: none"> <li>FrameOne Keyboard Assembly <span style="float: right;">▶ See page 120</span></li> </ul>

### Specification Information

Dimensions			Style	Price
D	W	H	Number	
10 <sup>3</sup> / <sub>4</sub> "	3 <sup>3</sup> / <sub>4</sub> "	6"	<b>CPRSLFO</b>	\$125

**Products on this page are the SOTO collection by Steelcase worktools.**  
 They are included here to simplify your planning.  
 They are ordered through Steelcase worktools electronic catalog (SGC).

**Stella Standard Keyboard Assemblies with FrameOne/c:scape Platform**

Standard Includes	Required to Specify
<ul style="list-style-type: none"> <li>• Mechanism and track: 0835 Black</li> <li>• Keyboard platform: 7207 Charcoal only</li> <li>• Mouse surface: 9" diameter same-plane, swivel mouse surface</li> <li>• Palm rest</li> </ul>	<ul style="list-style-type: none"> <li>1 Style number</li> <li>2 Palm rest type (see below under Required Selections)</li> </ul>

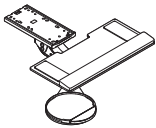
Required Selections	Price	Required to Specify
<b>Palm Rest Type</b> <ul style="list-style-type: none"> <li>• Non-antimicrobial</li> <li>• Antimicrobial</li> </ul>	<ul style="list-style-type: none"> <li>No cost</li> <li>No cost</li> </ul>	<ul style="list-style-type: none"> <li>Specify with non-antimicrobial.</li> <li>Specify with antimicrobial.</li> </ul>

**Specification Information**

Dimensions	Style	Price
D    W    H	Number	

**Left-Hand with Green Gel Palm Rest and 11"L Track For Use With 24"D Worksurface**

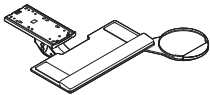
9"	19"	3"	<b>SS11FCMLGG</b>	\$451



*Tip: FrameOne/c:scape platform with 11"L track will protrude 4" from front edge of worksurface when stored.*

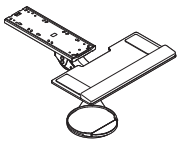
**Right-Hand with Green Gel Palm Rest and 11"L Track For Use With 24"D Worksurface**

9"	19"	3"	<b>SS11FCMRGG</b>	\$451



**Left-Hand with Green Gel Palm Rest and 17"L Track For Use With 30"D Worksurface**

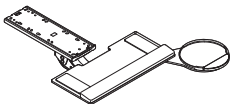
9"	19"	3"	<b>SS17FCMLGG</b>	\$451



*Tip: FrameOne/c:scape platform with 17"L track stores completely under worksurface.*

**Right-Hand with Green Gel Palm Rest and 17"L Track For Use With 30"D Worksurface**

9"	19"	3"	<b>SS17FCMRGG</b>	\$451



**Products on this page are the SOTO collection by Steelcase worktools.**

They are included here to simplify your planning. They are ordered through Steelcase worktools electronic catalog (SGC).



## SOTO II Cable Clip



Tip: Clips cannot be used with glass, bullnose, knife edge, or other non-standard worksurface edges.

Standard Includes	Required to Specify
-------------------	---------------------

- Cable clip: plastic

- 1 Style number
- 2 Plastic color number for cable clip:  
6009 Arctic White  
6059 Sterling Dark Solid

Specification Information					
• Dimensions			• Weight	• Style	• Price
D	W	H		Number	

2"	1"	2"	0.5 lb	<b>DCCLIP</b>	\$24
·	·	·	·	·	·

## SOTO II Personal Hook



Tip: Hooks cannot be used with glass, bullnose, knife edge, or other non-standard worksurface edges.

Standard Includes	Required to Specify
-------------------	---------------------

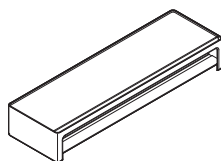
- Personal hook: plastic

- 1 Style number
- 2 Plastic color number for personal hook:  
6009 Arctic White  
6059 Sterling Dark Solid

Specification Information					
• Dimensions			• Weight	• Style	• Price
D	W	H		Number	

2"	3/4"	2"	0.5 lb	<b>DPHOOK</b>	\$24
·	·	·	·	·	·

## SOTO II Monitor Bridge



Standard Includes	Required to Specify
-------------------	---------------------

- Monitor bridge: plastic
- Fabric covered pad: dark grey felt

- 1 Style number
- 2 Plastic color number for monitor bridge:  
6009 Arctic White  
6527 Merle
- 3 Options, if selected (see below)  
▶ See *Surface Materials*, page 124.

Options	Price	Required to Specify
---------	-------	---------------------

<b>Surface Materials</b>	• Merle shelf +\$69	Specify with 6527 Merle.
	<b>Fabric covered pad</b>	
	• Grey felt • Fabric finish set 1 • Fabric finish set 2	No cost +\$38 +\$81
		Specify grey felt. Specify fabric color number. Specify fabric color number.

**Products on this page are the SOTO collection by Steelcase worktools.**

They are included here to simplify your planning. They are ordered through Steelcase worktools electronic catalog (SGC).

Specification Information					
• Dimensions			• Weight	• Style	• Base
D	W	H		Number	Price

9"	29 <sup>5</sup> / <sub>16</sub> "	4 <sup>1</sup> / <sub>2</sub> "	4.1 lb	<b>DSMB</b>	\$210
·	·	·	·	·	·

SIN 711.2

**SOTO II Laptop Shelf**

Standard Includes	Required to Specify
<ul style="list-style-type: none"> <li>Laptop shelf: 6009 Arctic White</li> <li>Stanchion: 4799 Platinum</li> </ul>	Style number

**Specification Information**

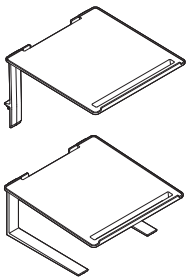
• Dimensions			• Weight	• Style Number	• Price
D	W	H			
14 3/4"	14"	9 5/8"	2.7 lb	<b>DLSLRM</b>	\$153

**Rail-Mounted**

14 3/4"	14"	9 5/8"	2.7 lb	<b>DLSLRM</b>	\$153
---------	-----	--------	--------	---------------	-------

**Freestanding**

14 3/4"	14"	7"	3 lb	<b>DLSL</b>	\$168
---------	-----	----	------	-------------	-------



*Tip: To prevent tipping with freestanding unit, press only on middle to rear of product.*

*Tip: Laptop shelf is able to accommodate side or rear mounted docking stations.*

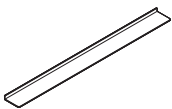
**SOTO II Ergo Edge**

Standard Includes	Required to Specify
<ul style="list-style-type: none"> <li>Ergo edge: 6527 Merle</li> <li>Antimicrobial edge</li> </ul>	1 Style number 2 Options (see below)

Options	Price	Required to Specify
<b>Edge Type</b>		
• Non-antimicrobial	No cost	Specify with non-antimicrobial.

**Specification Information**

• Dimensions			• Weight	• Style Number	• Price
D	W	H			
2 1/2"	27"	7/10"	0.21 lb	<b>DSEE</b>	\$99



*Tip: Ergo edge not applicable for use with glass, bull-nose, knife-edge, or other non-standard worksurface edge.*

*Tip: Ergo edge must be stored flat.*

*Tip: Antimicrobial version is treated with Bactiblock.*

*Tip: Ergo edge front lip extends 1/2" down front edge of worksurface.*



# Surface Materials

**This listing** includes all the surface material choices that are available for the products in this specification guide.

## Resources

For more information about surface materials, refer to the following resources:

**Additional surface materials specification tools** are available to assist you in the specification process—the Surface Materials Binders.

## Surface Materials

**Binders** include:

- Surface Materials Reference Manual
- A complete set of swatch cards for hard surfaces, vertical surface fabrics, and seating upholstery

## Paint

### Steelcase Surfaces

*Tip: All products may not be available in all colors listed below.*

► See page 128 for an overview of the paint colors available on each component.

Applies to:

- media:scape shroud
- 4140 Arctic White Gloss
- 4242 Milk
- 4744 Pearl Metallic
- 4799 Platinum Metallic
- 4803 Near Black Metallic
- 7207 Black
- 7246 Midnight Metallic

Applies to:

- Dual- and single-sided base and extensions
  - Intermediate leg covers
  - Dual-sided end panel shrouds
  - Boundary screen brackets
- Tip: Also see Metal/Accessory Paint below.*

Applies to:

- FrameOne with rail
- Universal screen brackets
- 4799 Platinum Metallic

## Price Group 1

### Smooth Paint

4242 Milk

### Textured Paint

7207 Black  
7225 Sand  
7236 Fog  
7237 Slate  
7238 Fieldstone  
7239 Midnight  
7241 Arctic White  
7243 Seagull  
7278 Dark Bronze  
7360 Merle

## Price Group 2

### Smooth Paint

0835 Black

### Smooth Metallic Paint

4728 Nickel Metallic  
4743 Mineral Metallic  
4744 Pearl Metallic  
4798 Sterling Metallic  
4799 Platinum Metallic

### Textured Metallic Paint

7245 Carbon Metallic  
7246 Midnight Metallic

Applies to:

- Power and data access door

*Tip: Also see Metal/Accessory Paint below.*

4242 Milk  
4744 Pearl Metallic  
4799 Platinum Metallic  
7207 Black  
7225 Sand  
7238 Fieldstone  
7241 Arctic White  
7243 Seagull  
7246 Midnight Metallic

## Select Surfaces

### Price Group 3

#### Accent paint

Accent paints allow you to choose from a pre-matched color palette of trend driven colors. Refer to the *Surface Materials Reference Manual* for more information.

Applies to:

- FrameOne dual- and single-sided bases and extensions
- FrameOne intermediate leg covers

## Lux Coatings

4B20 Obsidian  
4B22 Matte Brass  
4B23 Burnished Bronze  
4B24 Night Bronze  
4B25 Matte Copper  
4B26 Smoked Mica  
4B27 Blue Steel  
4B28 Silver Lilac  
4B29 Cast Iron  
4B30 Bright Gold

## Custom Surfaces

### Price Group 3

#### PerfectMatch

PerfectMatch is a service that allows you to create your own paint color. Refer to the *Surface Materials Reference Manual* for more information about this program.

## Metal/Accessory Paint

Applies to:

- Dual- and single-sided base and extensions
- Dual-sided end panel shrouds

4140 Arctic White Gloss  
4144 Black Gloss

Applies to:

- Power and data access door
- 8043 Clear Anodized Aluminum

## Laminate

Applies to:

- Dual- and single-sided base and extensions
- End counters
- Infills
- Single-high overhead cabinets
- Organizer shelves
- Dual-sided end panel infill
- Boundary screens

## High-Pressure Laminate

### Price Group 1

#### Fiber Laminate

2850 Vanadium Fiber  
2851 Rhyme Fiber  
2852 Tungsten Fiber  
2854 Vellum Fiber  
2859 Novell Fiber  
2860 Granite Fiber  
2861 Coconut Fiber  
2862 Stucco Fiber

#### Micro Laminate

2920 Marl Micro  
2921 Gypsum Micro  
2922 Clay Micro  
2923 Shadow Micro

#### Patina Laminate

2870 Blonde Bronze Patina  
2871 Blackened Bronze Patina  
2873 Instant Iron Patina

#### Solid Laminate

2722 Cream  
2730 Arctic White  
2746 Black  
2759 Warm White  
2811 Mist  
2883 Seagull  
2884 Milk  
2885 Dune

#### Speckle Laminate

2820 Coffee Speckle  
2822 Woodrose Speckle  
2823 Driftwood Speckle  
2824 Smoke Speckle  
2825 Vanadium Speckle

*Tip: Some wood veneer finishes and woodgrain laminates share the same name. Because of the difference in materials, veneers and laminates of the same name are not an exact match but do coordinate with each other.*

## Woodgrain

2406 Clear Cherry  
2409 Clear Maple  
2410 Graphite Walnut  
2412 Natural Cherry  
2422 Medium Cherry  
2511 Winter on Maple  
2538 Clear Walnut  
2539 Warm Oak  
2592 Blonde on Maple  
2714 Natural Walnut  
2772 Medium Mahogany on Walnut  
2HAK Clear Oak  
2HAN Ash Noce  
2HAT Acacia  
2HAW Ash Wenge  
2HBN Bisque Noce  
2HBW Bisque Wenge  
2HCN Clay Noce  
2HCW Clay Wenge  
2HSN Storm Noce  
2HSW Storm Wenge

## Turnstone Laminate Collection

A selection of laminates and edge bands in this collection are available on Steelcase brand products. This collection is available with standard lead-times and laminates to help make ordering easy. Please see the turnstone section of [village.steelcase.com](http://village.steelcase.com) for swatching information.

2535 Virginia Walnut  
2536 Blackwood\*  
2612 Marbled Maple\*  
2614 Chocolate Walnut  
2615 Marbled Cherry\*  
*\*Not available on single-high overheads or organizer shelves.*

## Select Surfaces High-Pressure Laminate

### Price Group 1

#### Textured Woodgrain Laminate

2TH2 Fawn Cypress  
2TH3 Weathered Char  
2TH4 Saddle Oak  
2TH5 Veranda Teak  
2TH6 Persian Cherry  
2TH7 Walnut Heights

### Price Group 2

#### Textured Industrial Laminate

2UH1 Reclaimed Aggregate  
2UH2 Reclaimed Gravel  
2UH4 Cement  
2UH6 Sheetrock

**Custom Surfaces****Open Line Laminate (OLL)**

This service allows you to order non-standard laminate at an additional processing fee of \$69 per unit, plus the cost of the laminate. When processing orders for Open Line laminate on FrameOne, specify 2900 in the laminate finish field and enter the OLL manufacturer information. Enter the required edge finish as you would a standard laminate. Laminate Approval and Material Requirements to confirm whether a particular laminate has already been tested for use on a specific Steelcase product or to determine material square foot requirements:

- Visit [www.steelcase.com](http://www.steelcase.com)

High-Pressure Laminate pricing does not include premium or digitally printed patterns from any suppliers. Laminate cost may also vary for basic or standard laminates from other suppliers. Please contact the OLL consultant at 616.475.2426 for pricing. The cost of the laminate will be added to your invoice as a separate line on the acknowledgement.

For additional information, refer to the *Surface Materials Reference Manual*.

**Wood**

Applies to:

- Dual- and single-sided base and extensions
- End counters
- Infills and mid storage tops (exception — no full-fill finish)
- Single-high overhead cabinets
- Organizer shelves

Steelcase carefully selects veneer and solid wood for consistent color and grain structure. Wood is a natural material and variations will occur in color, grain and texture. These variations are part of the inherent natural beauty of wood and are not considered defects.

All wood products will darken with age and exposure to ultraviolet light. This is especially apparent with cherry and maple veneer. We recommend that desk accessories be rearranged periodically to ensure even aging of wood surfaces.

When storing your wood furniture, please follow the following guidelines:

- Do not store products in trailers
- Store products in areas that simulate office temperatures (60°F to 90°F)
- Store products in areas that maintain constant, office-like humidity levels
- Keep product away from light. Cover products to make sure they are not exposed to light.

**Steelcase Surfaces****Veneer**

Veneers are matched for proper balance and consistency. Veneers are available quarter cut, except for Oak, which is rift cut. Refer to the *Surface Materials Reference Manual* for descriptions of each cut.

**Open-pore finish** is a medium gloss finish that leaves the wood grain texture visible to the eye and distinguishable to the touch.

**Flat-cut open-pore finish choices****Wood Group 1**

3062	FC/OP Graphite Walnut
3402	FC/OP Clear Cherry (Aged)
3412	FC/OP Natural Cherry
3422	FC/OP Medium Cherry
3522	FC/OP Clear Maple*
3572	FC/OP Amber on Maple
3592	FC/OP Blonde on Maple
3702	FC/OP Clear Walnut
3712	FC/OP Natural Walnut
3722	FC/OP Dark Mahogany on Walnut
3752	FC/OP Medium Walnut
3762	FC/OP Dark Walnut
3772	FC/OP Medium Mahogany on Walnut

**Quarter-cut open-pore finish choices****Wood Group 1**

3042	QC/OP Ash*
3222	QC/OP Clear Maple*
3272	QC/OP Amber on Maple
3292	QC/OP Blonde on Maple
3302	QC/OP Clear Walnut
3312	QC/OP Natural Walnut
3322	QC/OP Dark Mahogany on Walnut
3352	QC/OP Medium Walnut
3362	QC/OP Dark Walnut
3372	QC/OP Medium Mahogany on Walnut
3382	QC/OP Graphite Walnut

**Rift-cut open-pore finish choices****Wood Group 1**

3602	RC/OP Desert Oak
3612	RC/OP Warm Oak
3692	RC/OP Espresso Oak

**Full-fill finish** is a medium-gloss finish that completely fills the grain texture, yet allows the grain pattern to be seen. The wood has a lustrous, satiny look, and it is smooth to the touch. This finish is available on worksurfaces only.

**Flat-cut full-fill finish choices****Wood Group 1**

3064	FC/FF Graphite Walnut
3404	FC/FF Clear Cherry (Aged)
3414	FC/FF Natural Cherry
3424	FC/FF Medium Cherry
3524	FC/FF Clear Maple*
3544	FC/FF Blonde on Maple
3574	FC/FF Amber on Maple
3704	FC/FF Clear Walnut
3714	FC/FF Natural Walnut
3724	FC/FF Dark Mahogany on Walnut
3754	FC/FF Medium Walnut
3764	FC/FF Dark Walnut
3774	FC/FF Medium Mahogany on Walnut

**Quarter-cut full-fill finish choices****Wood Group 1**

3224	QC/FF Clear Maple*
3274	QC/FF Amber on Maple
3294	QC/FF Blonde on Maple
3304	QC/FF Clear Walnut
3314	QC/FF Natural Walnut
3324	QC/FF Dark Mahogany on Walnut
3354	QC/FF Medium Walnut
3364	QC/FF Dark Walnut
3374	QC/FF Medium Mahogany on Walnut
3384	QC/FF Graphite Walnut

**Rift-cut full-fill finish choices****Wood Group 1**

3604	RC/FF Desert Oak
3614	RC/FF Warm Oak
3694	RC/FF Espresso Oak

*\*To ensure an understanding of the color ranges and characteristic variations of natural veneer, a sign-off sheet is required prior to orders being accepted for this clear-coat finish. The sign-off sheet is available through Steelcase advertising stock. Please use form number 09-0000756 for 3042, form number 05-0001370 for 3222 and 3224.*

**Select Surfaces**

For information on products within Select Surfaces, including accent paints and fabrics from Designtex, Gabriel, Kvadrat, and Pollack, please refer to the *Surface Materials Reference Manual* or visit [Steelcase.com/selectsurface](http://Steelcase.com/selectsurface)

**Composite Veneer**

Composite veneers are an engineered wood intended to create specific grain patterns and characteristics. They are pre-stained and finished with Steelcase's Clarity water-borne UV topcoat, which protects the environment while providing durability and clarity. Only open-pore finishes are available on composite wood. Composite veneers with natural solid nosings because composite and natural wood grain and color matching are rarely compatible. Composite veneers are Graded-In as Wood Group 1 pricing.

**Flat-cut open-pore finish choices****Wood Group 1**

3JDX	FC/OP Oak Composite
3JFX	FC/OP Maple Composite
3JHX	FC/OP Cherry Composite
3JJX	FC/OP Walnut Composite

**Quarter-cut open-pore finish choices****Wood Group 1**

3F8X	QC/OP European Walnut Composite
3GAX	QC/OP Gold Teak Composite
3GFX	QC/OP Rosewood Composite
3GGX	QC/OP Zebrano Composite
3HGX	QC/OP Oak Composite
3JEX	QC/OP Maple Composite
3JGX	QC/OP Cherry Composite
3ZNX	QC/OP Night Cerused Oak Composite

Surface Materials, continued

**Natural Veneer**

Natural veneer is available in the Select Surfaces offering. Natural veneer may have extended leadtimes. Place your order as you normally would for any other finish, calling out the appropriate finish code.

The following finishes are available through the natural veneer offering:

**Flat-cut open-pore finish choices**

**Wood Group 1**

- 3342 FC/OP Black Walnut
- 35A2 FC/OP Blanch Maple
- 37A2 FC/OP Thunder Walnut

**Wood Group 3**

- 3082 FC/OP Washed Walnut

**Flat-cut full-fill finish choices**

**Wood Group 1**

- 3734 FC/FF Black Walnut

**Wood Group 3**

- 3084 FC/FF Washed Walnut

**Quarter-cut open-pore finish choices**

**Wood Group 1**

- 32A2 QC/OP Blanch Maple
- 33A2 QC/OP Thunder Walnut
- 3392 QC/OP Black Walnut

**Quarter-cut full-fill finish choices**

**Wood Group 1**

- 3394 QC/FF Black Walnut

**Rift-cut open-pore finish choices**

**Wood Group 1**

- 36A2 RC/OP Volcanic Oak

**Planked Veneers**

Planked veneer is available in the Select Surfaces offering. Planked veneer may have extended leadtimes. Place your order as you normally would for any other finish, calling out the appropriate finish code.

The following finishes are available through the planked veneer offering:

**Wood Group 1**

- 3P41 OP Planked Cherry
- 3P51 OP Planked Maple
- 3P61 OP Planked Oak
- 3P71 OP Planked Walnut

*Tip: Known for its uniqueness, planked veneer has intentional and natural variations that include, but are not limited to: character marks, grain pattern, color, and natural color aging.*

**Steelcase Surfaces**

**Premium Veneers**

A selection of Premium veneers in this collection are available on most Steelcase brand products. The collection will be available as close to standard leadtimes as possible. However, because adequate supplies of veneer and solids must be secured, all orders will be scheduled individually. Leadtimes will vary based on Premium veneer and Premium solids availability at the time the order is placed. The collection is Graded-In as Wood Group 2 and Wood Group 3, and supported like standard veneers to make ordering easy. Please see the Steelcase surface materials section on village.steelcase.com for sample information and product line availability. All premium veneers are in clear-coat.

**Quarter-cut open-pore finish choices**

**Wood Group 2**

- 3032 QC/OP Dark Thin Line Bamboo
- 3052 QC/OP Ribbon Sapele

**Wood Group 3**

- 3832 QC/OP Figured Anegre
- 3842 QC/OP Figured Makore

*Tip: Full-fill finish is not available on Premium veneers as a standard. To ensure an understanding of the color ranges and characteristic variations of natural veneer, a sign-off sheet is required prior to orders being accepted for this clear-coat finish. The sign-off sheet is available through Steelcase advertising stock. Please use form number 09-0000755 for 3032, form number 09-0000757 for 3052, form number 09-0000758 for 3832, and form number 09-0000759 for 3842.*

**Custom Surfaces**

**Customiz stain** is a service that allows you to create your own stain colors and finishes on standard veneer. Customiz stain color is available on all product lines that offer wood veneer.

A \$500 stain-matching fee applies on CUSTOMIZ requests (Exception: The \$500 fee does not apply on matches to Coalesse standard finishes or for a low-gloss finish request on a standard color). The \$500 fee covers the cost of formulating the Customiz color finish and applies regardless of whether or not an order for product is placed.

In addition, an approval form must be signed to indicate customer acceptance of Customiz match. A \$1,500 initiation fee will be charged prior to first order entry. This initiation fee activates the finish for unlimited use on any Steelcase product for an 18 month time period. After the 18 month time period has lapsed, the Customiz finish may be reactivated for another 18 months for a \$1,000 fee at any point within five years after the \$1,500 initiation fee was paid. If the finish is not reactivated within five years after the \$1,500 initiation fee was paid, the finish will be culled and the customer will need to pay the \$1,500 initiation fee again. All style number related Customiz charges products are no cost as of April 2014. The matching and initiation fees are not discountable.

Customiz stain takes 10 days to formulate. Consult the *Surface Materials Reference Manual* for more information. Custom veneers are also available and must be quoted by Steelcase specials group. Customiz stain on custom veneers takes 2 to 4 weeks to formulate.

Requirements and information on ordering a Customiz stain color are found in the *Surface Materials Reference Manual*.

**Plastic**

**Steelcase Surfaces**

Applies to:

- Dual- and single-sided base and extensions
- End counters

- 6000 Black\*
- 6001 Coffee
- 6009 Arctic White\*
- 6034 Natural Cherry
- 6036 Medium Cherry
- 6037 Winter on Maple
- 6038 Blonde on Maple
- 6041 Natural Walnut
- 6045 Medium Mahogany on Walnut
- 6052 Milk\*
- 6053 Seagull\*
- 6213 Acacia\*
- 6219 Clear Oak
- 6231 Graphite Walnut
- 6234 Clear Cherry
- 6237 Clear Maple\*
- 6242 Virginia Walnut
- 6243 Blackwood
- 6245 Clear Walnut
- 6246 Warm Oak
- 6249 Platinum Solid
- 6271 Plywood
- 6527 Merle
- 6615 Grey V5
- 6619 Ice
- 6631 Cream
- 6635 Dawn
- 6636 Mist
- 6654 Sand\*
- 6655 Warm White
- 6676 Marbled Maple
- 6677 Chocolate Walnut
- 6678 Marbled Cherry
- 6694 Slate
- 6695 Midnight
- 6697 Fog
- 6698 Fieldstone
- 6703 Ash Wenge
- 6704 Storm Wenge
- 6705 Bisque Wenge
- 6706 Clay Wenge
- 6707 Ash Noce
- 6708 Bisque Noce
- 6709 Clay Noce
- 6710 Storm Noce

*\*These edge band colors are standard with 3 mm and 1 mm seamless edge on FrameOne. Edge bands on FrameOne boundary screens are 1 mm for laminate screens and 0.5 mm for wood veneer.*

*Tip: Light color plastic edges are susceptible to degradation due to normal wear and tear. Staining (e.g., ball point pen or clothing dyes such as blue jeans) and dirt effects are more pronounced in light colors and are not considered defects.*

Applies to:

- SOTO storage
- 6009 Arctic White
- 6302 Baltic
- 6338 Chili
- 6527 Merle
- 6BE2 Light Peacock
- 6BE3 Cotton Candy

Applies to:

- SOTO monitor bridge
- 6009 Arctic White
- 6527 Merle

### Select Surfaces

Applies to:

- Dual- and single-sided base and extensions
- End counters
- 6T02 Fawn Cypress
- 6T03 Weathered Char
- 6T04 Saddle Oak
- 6T05 Veranda Teak
- 6T06 Persian Cherry
- 6T07 Walnut Heights
- 6T08 Aggregate
- 6T09 Gravel
- 6T10 Cement
- 6T12 Sheetrock

### Glass

#### Steelcase Surfaces

Applies to:

- Centered screens
- 6530 Frosted Glass

### Panel Fabric

Applies to:

- Centered screens

### Steelcase Surfaces

#### Price Group 1

##### Abacus

- P122 Entasis
- P123 Portico
- P124 Opus
- P125 Cusp
- P126 Artifact
- P129 Atlas

##### Alloy

- P527 Bubbly
- P528 Tern
- P529 Shore
- P530 Asti
- P531 Silver
- P532 Oxide
- P533 Element
- P534 Construct
- P535 Currency
- P536 Iron

#### Price Group 2

##### Code

- 5FA1 Fossil
- 5FA2 Gabbro
- 5FA3 Reed
- 5FA4 Bluff
- 5FA5 Sea Salt
- 5FA6 Cannon
- 5FA7 Tussah
- 5FA8 Mica
- 5FA9 Ecrú
- 5FB1 Bamboo

##### Latch

- P600 Seashell
- P601 Clam
- P602 Eggshell
- P603 Zen
- P604 Cool Gray
- P605 Armor
- P606 Sentinel
- P607 Rye
- P608 Billow
- P609 Nimbus

### Select Surfaces

**For information on products within Select Surfaces**, including accent paints and fabrics from Designtex, Gabriel, Kvadrat, and Pollack, please refer to the *Surface Materials Reference Manual* or visit [Steelcase.com/selectsurfaces](http://Steelcase.com/selectsurfaces).

### Seating Upholstery

Applies to:

- Centered screens

### Steelcase Surfaces

#### Price Group 1

##### Buzz2

- 5F03 Tomato
- 5F04 Red
- 5F05 Burgundy
- 5F06 Sky
- 5F07 Blue
- 5F08 Navy
- 5F10 Grape
- 5F11 Eggplant
- 5F15 Stone
- 5F16 Grey
- 5F17 Black
- 5G50 Dunegrass
- 5G51 Sable
- 5G52 Barley
- 5G53 Sunrise
- 5G54 Carrot
- 5G55 Pumpkin
- 5G56 Timber
- 5G57 Rouge
- 5G58 Chocolate
- 5G59 Meadow
- 5G60 Ivy
- 5G61 Cyan
- 5G62 Atlantic
- 5G63 Crocus
- 5G64 Alpine
- 5G65 Tornado

##### New Black

- 5J10 New Black: Bruce
  - 5J11 New Black: Henry
- Tip: New Black upholstery has color numbers in both price group 1 and price group 2.*

#### Price Group 2

##### Chainmail

- 5550 Cotton
- 5551 Space
- 5552 Silver Dollar
- 5553 Volcano
- 5554 Orange Crush
- 5555 Tricycle
- 5556 Geranium
- 5557 Banana
- 5558 Margarita
- 5559 Lagoon

### Cogent: Connect

- 5S15 Coconut
- 5S16 Turmeric/Honey
- 5S17 Tangerine
- 5S18 Scarlet
- 5S19 Concord
- 5S21 Blue Jay
- 5S23 Wasabi
- 5S24 Nickel
- 5S25 Graphite
- 5S26 Licorice
- 5S27 Malt
- 5S28 Root Beer
- 5S93 Blueprint
- 5S94 Lizard/Jungle
- 5S95 Sailor
- 5S96 Quicksilver
- 5S98 Canary
- 5S99 Lipstick/Merlot
- 5SD0 Royal Blue
- 5SD1 Aubergine
- 5SD2 Peacock
- 5SD3 Lagoon
- 5SD4 Saffron

### New Black

- 5J08 New Black: Jack
  - 5J09 New Black: James
  - 5J12 New Black: Harley
- Tip: New Black upholstery has color numbers in both price group 1 and price group 2.*

#### Price Group 3

##### Billiard Multi-Use by Designtex

- 5H10 Bone
- 5H11 Poppy
- 5H12 Tangelo
- 5H13 Citron
- 5H14 Avocado
- 5H15 Hunter
- 5H16 Indigo
- 5H17 Mallard
- 5H18 Teak
- 5H19 Cumulus
- 5H20 Pewter
- 5H21 Gunmetal
- 5H22 Ink

Applies to:

- Universal screens

#### Price Group 1

- Abacus
- Buzz2

#### Price Group 2

- Code
- Cogent: Connect
- Designtex: Crossweave
- Designtex: Gamut
- Latch

### Price Group 3

Billiard Multi-Use by Designtex

*Tip: Designtex: Gamut and Designtex: Crossweave are part of the Graded-In program.*

► See *Surface Materials Reference Manual* for more information on the Graded-In program.

### Select Surfaces

**For information on products within Select Surfaces**, including accent paints and fabrics from Designtex, Gabriel, Kvadrat, and Pollack, please refer to the *Surface Materials Reference Manual* or visit [Steelcase.com/selectsurfaces](http://Steelcase.com/selectsurfaces)

### Custom Surfaces

#### Price Group COM (Customer's Own Material)

##### Fabric Approval and Yardage

To confirm whether a particular COM material has already been tested for use on a specific Steelcase product or to determine actual yardage requirements:

- Visit [www.steelcase.com](http://www.steelcase.com)

##### For additional information regarding Customer's Own Material

call 1.888.STEELCASE or send an email to [lineone@steelcase.com](mailto:lineone@steelcase.com)

# Paint Color Availability Matrix

## Legend

- = Not available
- = Available
- = Available with exceptions

	Price Group	FrameOne Dual-Sided Base	FrameOne Dual-Sided Extension	FrameOne Single-Sided Base	FrameOne Single-Sided Extension	FrameOne Intermediate Leg Covers	FrameOne Power and Data Access Door	FrameOne Bench with media:scape Shroud
<b>Smooth Paint</b>								
4242 Milk	1	■	■	■	■	■	■	■
<b>Textured Paint</b>								
7207 Black	1	■	■	■	■	■	■	■
7225 Sand	1	■	■	■	■	■	■	•
7236 Fog	1	■	■	■	■	■	■	•
7237 Slate	1	■	■	■	■	■	•	•
7238 Fieldstone	1	■	■	■	■	■	■	•
7239 Midnight	1	■	■	■	■	■	•	•
7241 Arctic White	1	■	■	■	■	■	■	•
7243 Seagull	1	■	■	■	■	■	■	•
7278 Dark Bronze	1	■	■	■	■	•	•	•
7360 Merle	1	■	■	■	■	•	•	•
<b>Smooth Paint</b>								
0835 Black	2	■	■	■	■	■	•	•
<b>Smooth Metallic</b>								
4728 Nickel Metallic	2	■	■	■	■	■	•	•
4743 Mineral Metallic	2	■	■	■	■	■	•	•
4744 Pearl Metallic	2	■	■	■	■	■	■	■
4750 Champagne Metallic	2	■	■	■	■	■	•	•
4752 Steel Metallic	2	■	■	■	■	■	•	•
4788 Gold Dust Metallic	2	■	■	■	■	■	•	•
4798 Sterling Metallic	2	■	■	■	■	■	•	•
4799 Platinum Metallic	2	■	■	■	■	■	■	■
4803 Near Black Metallic	2	■	■	■	■	■	•	■
<b>Textured Metallic</b>								
7245 Carbon Metallic	2	■	■	■	■	■	•	•
7246 Midnight Metallic	2	■	■	■	■	■	■	■
<b>Metal and Accessory</b>								
4140 Arctic White Gloss	2	■	■	■	■	■	•	■
4144 Black Gloss	2	■	■	■	■	■	•	•
8043 Clear Anodized Aluminum	N.A.	•	•	•	•	•	■	•



# Recommended Surface Edge Finishes

## Recommended Edge Colors for FrameOne—High-Pressure Laminate

### Edges

The recommended edge color will complement the laminate color you specify. Edge color is specified separately.

Laminate Color	Recommended Edge Color
----------------	------------------------

#### Fiber Laminate

2850	Vanadium Fiber	6654	Sand
2851	Rhyme Fiber	6631	Cream
2852	Tungsten Fiber	6636	Mist
2854	Vellum Fiber	6655	Warm White
2859	Novell Fiber	6001	Coffee
2860	Granite Fiber	6000	Black
2861	Coconut Fiber	6654	Sand
2862	Stucco Fiber	6053	Seagull

#### Micro Laminate

2920	Marl Micro	6053	Seagull
2921	Gypsum Micro	6654	Sand
2922	Clay Micro	6654	Sand
2923	Shadow Micro	6249	Platinum Solid

#### Patina Laminate

2870	Blonde Bronze Patina	6654	Sand
2871	Blackened Bronze Patina	6615	Grey V5
2873	Instant Iron Patina	6615	Grey V5

#### Solid Laminate

2722	Cream	6631	Cream
2730	Arctic White	6009	Arctic White
2746	Black	6000	Black
2759	Warm White	6655	Warm White
2811	Mist	6636	Mist
2883	Seagull	6053	Seagull
2884	Milk	6052	Milk
2885	Dune	6654	Sand

#### Speckle Laminate

2820	Coffee Speckle	6631	Cream
2822	Woodrose Speckle	6635	Dawn
2823	Driftwood Speckle	6631	Cream
2824	Smoke Speckle	6636	Mist
2825	Vanadium Speckle	6619	Ice

Laminate Color	Recommended Edge Color
----------------	------------------------

#### Woodgrain Laminate

2406	Clear Cherry	6234	Clear Cherry
2409	Clear Maple	6237	Clear Maple
2410	Graphite Walnut	6231	Graphite Walnut
2412	Natural Cherry	6034	Natural Cherry
2422	Medium Cherry	6036	Medium Cherry
2511	Winter on Maple	6037	Winter on Maple
2538	Clear Walnut	6245	Clear Walnut
2539	Warm Oak	6246	Warm Oak
2592	Blonde on Maple	6038	Blonde on Maple
2714	Natural Walnut	6041	Natural Walnut
2772	Medium Mahogany on Walnut	6045	Medium Mahogany on Walnut
2HAK	Clear Oak	6219	Clear Oak
2HAN	Ash Noce	6707	Ash Noce
2HAT	Acacia	6213	Acacia
2HAW	Ash Wenge	6703	Ash Wenge
2HBN	Bisque Noce	6708	Bisque Noce
2HBW	Bisque Wenge	6705	Bisque Wenge
2HCN	Clay Noce	6709	Clay Noce
2HCW	Clay Wenge	6706	Clay Wenge
2HSN	Storm Noce	6710	Storm Noce
2HSW	Storm Wenge	6704	Storm Wenge

#### Textured Woodgrain Laminate—Select Surfaces

2TH2	Fawn Cypress	6T02	Fawn Cypress
2TH3	Weathered Char	6T03	Weathered Char
2TH4	Saddle Oak	6T04	Saddle Oak
2TH5	Veranda Teak	6T05	Veranda Teak
2TH6	Persian Cherry	6T06	Persian Cherry
2TH7	Walnut Heights	6T07	Walnut Heights

#### Textured Industrial Laminate—Select Surfaces

2UH1	Reclaimed Aggregate	6T08	Aggregate
2UH2	Reclaimed Gravel	6T09	Gravel
2UH4	Cement	6T10	Cement
2UH6	Sheetrock	6T12	Sheetrock

#### Turnstone Laminate Collection\*

2535	Virginia Walnut	6242	Virginia Walnut
2536	Blackwood	6243	Blackwood
2612	Marbled Maple	6676	Marbled Maple
2614	Chocolate Walnut	6677	Chocolate Walnut
2615	Marbled Cherry	6678	Marbled Cherry

\* A selection of laminates and edge bands in this collection are available on Steelcase brand products. This collection is available with standard lead-times and supported like standard laminates to help make ordering easy.

# Wood Veneer Grain and Directional Laminate Application

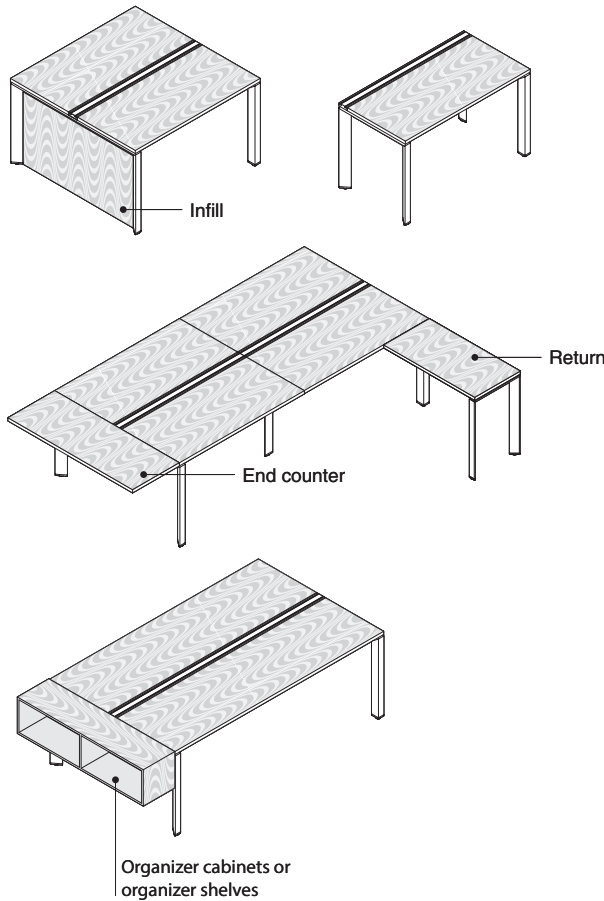
**Wood veneer and directional laminates** are standard with the grain directions shown.

**Wood** is a natural, unique, and always changing material. No two pieces are the same. The appearance of each surface will vary based on a piece's individual grain pattern, underlying color, and characteristics (like gum pockets and pin knots). While the finishing process is identical for all pieces, each finished piece celebrates wood's individual beauty.

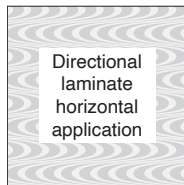
**Some wood veneer finishes and woodgrain laminates** share the same name. Because of the difference in materials, veneers and laminates of the same name are not an exact match but do coordinate with each other.

**Veneer on end counters** is applied short grain to eliminate polarization.

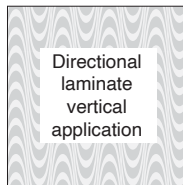
**Laminate patterns on end counters** are not available with the short grain option.




**When specifying directional grain laminates and veneers on boundary screens, there are some things you need to know.**



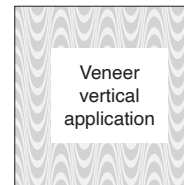
**FrameOne**  
Spanning  
Single  
Single with return



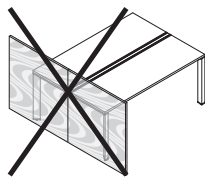
**FrameOne**  
Spanning up to 60"W  
Split/Split with return up to 60"W per side  
Single/Single with return up to 60"W



**FrameOne**  
Spanning  
Single  
Single with return



**FrameOne**  
Spanning  
Split  
Single  
Single with return



NOT allowed on splits

---

# Specifying c:scape

► For more detailed product information, see the *c:scape Specification Guide* or consult your *Steelcase dealer*.



## Statement of Line **132**



### Product Information

#### c:scape

Beam Kits (SIN 711.2)	<b>142</b>
Beam Accessories (SIN 711.2)	<b>143</b>
Desking (SIN 711.2)	<b>146</b>
Shared Tables (SIN 711.11)	<b>158</b>
Mid Storage (SIN 711.3)	<b>162</b>
High Ped (SIN 711.2)	<b>168</b>
Low Storage (SIN 711.2/711.3)	<b>170</b>
Storage Accessories (SIN 711.3)	<b>178</b>
Tower (SIN 711.3)	<b>180</b>
Screens (SIN 711.2)	<b>182</b>
Answer to c:scape T Junctions—Thin Trim (SIN 711.2)	<b>185</b>
Worktools (SIN 711.2)	<b>186</b>

#### Power and Data

Desk Connect Zone (SIN 711.2)	<b>194</b>
Storage Connect Zone (SIN 711.2)	<b>197</b>
Base Power and Data (SIN 711.2)	<b>199</b>
Receptacles (SIN 711.2)	<b>200</b>
Power Strips (SIN 711.2)	<b>203</b>
Modular Harnesses and Branching Harness-to-Harness Connectors (SIN 711.2)	<b>204</b>
Power Infeeds (SIN 711.2)	<b>206</b>
Transition Kits (SIN 711.2)	<b>209</b>
Filler Package and Wire Manager (SIN 711.2)	<b>210</b>

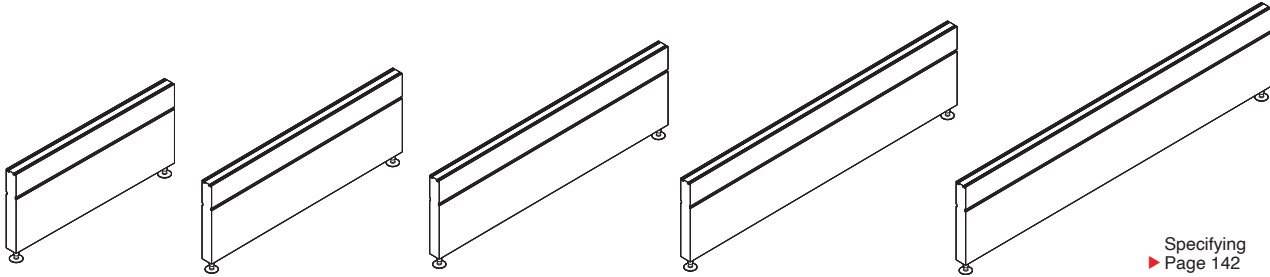


## Surface Materials **212**

# Statement of Line

c:scape

## Beam Kits



Specifying  
▶ Page 142

48"W    60"W    72"W    84"W    96"W

24"H    ●    ●    ●    ●    ●

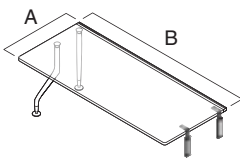


Specifying  
▶ Page 143

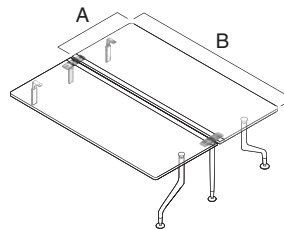
## End of Run Trim

24"H    ●

## Desking



Specifying  
▶ Page 146



Specifying  
▶ Page 150

### Straight Desk—Perpendicular Application Kits

	60"W	66"W	72"W	78"W	84"W
24"D	●	●	●	●	●
30"D	●	●	●	●	●

*Tip: All sizes are available in both standard c:scape desks and non-sliding c:scape desks.*

### Straight Desk—Back-to-Back Application Kits

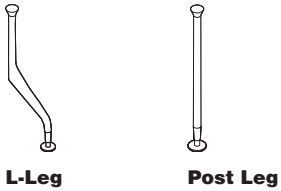
	60"W	66"W	72"W	78"W	84"W
24"D	●	●	●	●	●
30"D	●	●	●	●	●

*Tip: All sizes are available in both standard c:scape desks and non-sliding c:scape desks.*

## Desk Legs

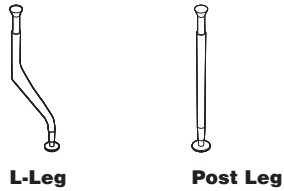
### Fixed-Post Legs

Specifying  
▶ Page 153

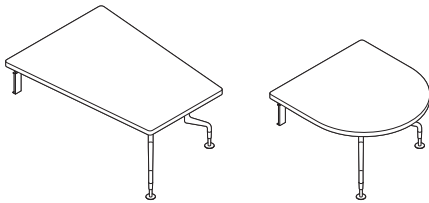


### Adjustable-Height Legs

Specifying  
▶ Page 153

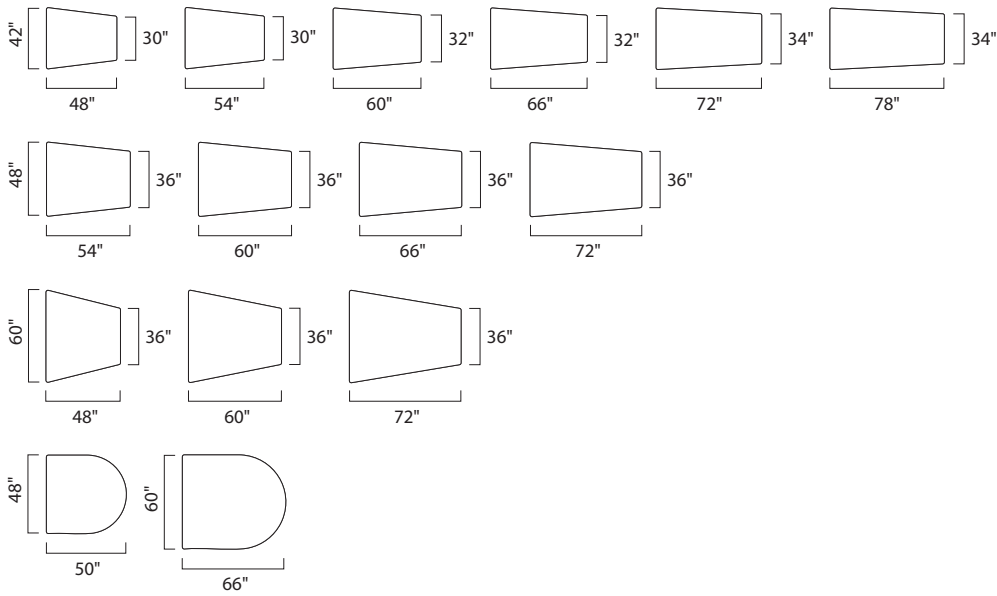


## Shared Tables

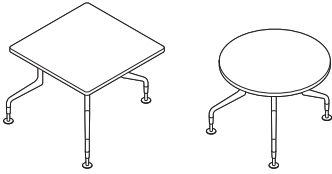


Specifying  
▶ Page 158

## Tapered and D-Shaped

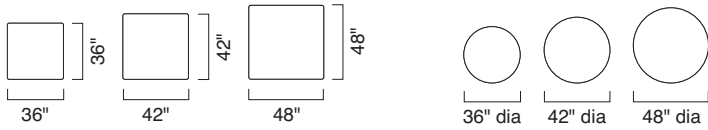


**Shared Tables, continued**



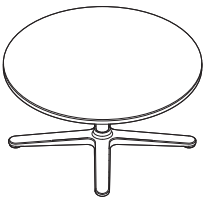
Specifying  
▶ Page 160

**Square and Round**

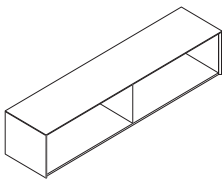


**Collaborative Lounge Table**

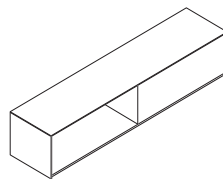
Specifying  
▶ Page 161



**Mid Storage**



Specifying  
▶ Page 162



Specifying  
▶ Page 162

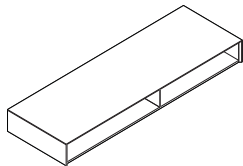
**Tall Storage Kits, Personal**

	30"W	36"W	42"W	48"W	60"W	66"W	72"W	78"W
17"D	●	●	●	●	●	●	●	●

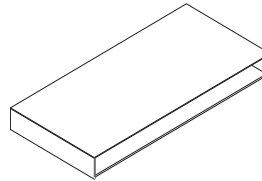
**Tall Storage Kits, Shared**

	30"W	36"W	42"W	48"W	60"W	66"W	72"W	78"W
17"D	●	●	●	●	●	●	●	●

## Mid Storage, continued



Specifying  
▶ Page 162



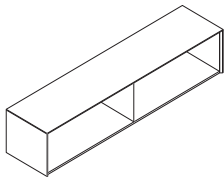
Specifying  
▶ Page 162

### Slim Storage Kits, Personal

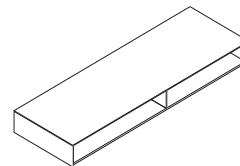
	30"W	36"W	42"W	48"W	60"W	66"W	72"W	78"W
17"D	●	●	●	●	●	●	●	●

### Slim Storage Kits, Shared

	30"W	36"W	42"W	48"W	60"W	66"W	72"W	78"W
17"D	●	●	●	●	●	●	●	●
24"D					●	●	●	●



Specifying  
▶ Page 166



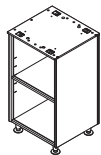
Specifying  
▶ Page 166

### Tall Storage, Wall Mount

	60"W	66"W	72"W	78"W
17"D	●	●	●	●

### Slim Storage, Wall Mount

	60"W	66"W	72"W	78"W
17"D	●	●	●	●

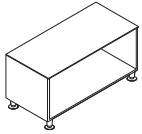


Specifying  
▶ Page 168

### High Ped

	18"W	33"W
17"D	●	●
24"D	●	●

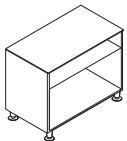
**Low Storage**



Specifying  
▶ Page 170

**Low Storage, 1-High**

	30"W	36"W	42"W	48"W	60"W	72"W
Left and Right, 18"H				●		
No Feature, 18"H	●	●	●		●	●

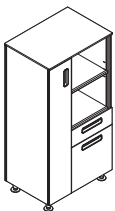


Specifying  
▶ Page 170

**Low Storage, 1 1/2-High**

	30"W	36"W	42"W	48"W	60"W	72"W
Left and Right, 24"H				●		
No Feature, 24"H	●	●	●		●	●

**Tower**



Specifying  
▶ Page 180

**Tower**

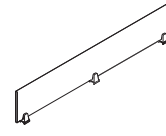
	24"W
Left and Right, 48"H	●



**Screens**



Specifying  
▶ Page 182



Specifying  
▶ Page 183

**Fixed Personal/Modesty Screens**

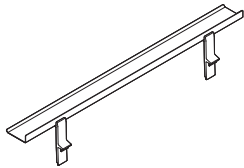
	30"W	36"W	42"W	48"W
12"H	●	●	●	●
19½"H	●	●	●	●
24"H	●	●	●	●

**Centered Screens**

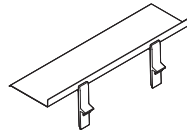
	36"W	42"W	48"W	60"W	72"W
12"H	●	●	●	●	●
19½"H	●	●	●	●	●
24"H	●	●	●	●	●

# Statement of Line

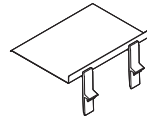
## Worktools



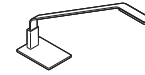
**3\"/>**



**6\"/>**



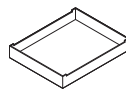
**10\"/>**



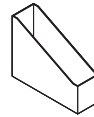
**LED Task Lights**  
▶ Page 187



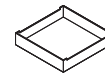
**SOTO Tool Box**  
▶ Page 188



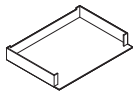
**SOTO Pile Box**  
▶ Page 188



**SOTO Diagonal Box**  
▶ Page 188



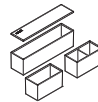
**SOTO Personal Box**  
▶ Page 189



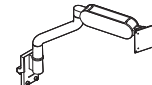
**SOTO Landscape Box**  
▶ Page 189



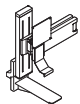
**SOTO Utility Box**  
▶ Page 189



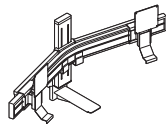
**SOTO Storage Boxes, Set of Three**  
▶ Page 190



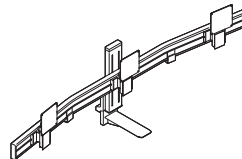
**FYI Single Monitor Arm**  
▶ Page 190



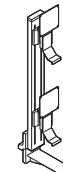
**Eyesite Single Display Support**  
▶ Page 191



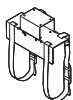
**Eyesite Dual Display Support**  
▶ Page 191



**Eyesite Fixed Triple Display Support**  
▶ Page 192



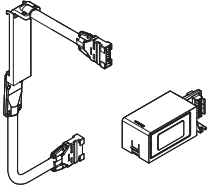
**Eyesite Static One-Over-One Display Support**  
▶ Page 192




**Vertical Processor Sling**  
▶ Page 193

**Products on this page are the SOTO collection by Steelcase worktools.** They are included here to simplify your planning. They are ordered through Steelcase worktools electronic catalog (SGC).

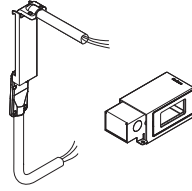
## Deck Connect Zone



**Modular Powerkit**  
Specifying  
▶ Page 194



**Power Strip**  
Specifying  
▶ Page 194



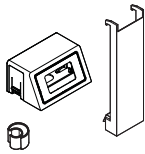
**Chicago/Hardware Kit**  
Specifying  
▶ Page 195



**Add-On Modular Power Block**  
Specifying  
▶ Page 195

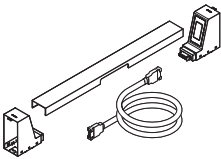


**Add-On Chicago/Hardware Junction Kit**  
Specifying  
▶ Page 196

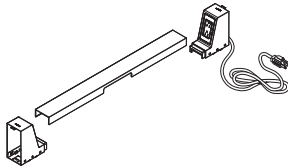


**Data Housing and Cover**  
Specifying  
▶ Page 196

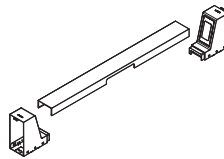
## Connect Zone



**Modular Powerkit**  
Specifying  
▶ Page 197

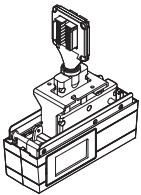


**Power Strip**  
Specifying  
▶ Page 198

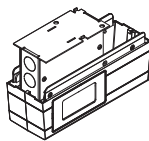


**Chicago/Hardware Kit**  
Specifying  
▶ Page 198

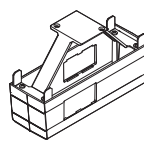
## Base Power and Data



**Modular Powerkit**  
Specifying  
▶ Page 199



**Chicago/Hardware Powerkit**  
Specifying  
▶ Page 199

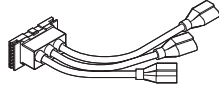


**Data Housing**  
Specifying  
▶ Page 199

## Receptacles




**Duplex Receptacle**  
Specifying  
▶ Page 200

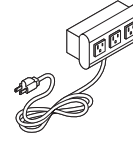


**Flexible Receptacle**  
Specifying  
▶ Page 201

## Power Strips

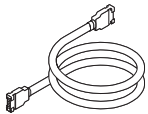


**Power and Data Strip with Cord**  
Specifying  
▶ Page 203



**Power Strip with Cord**  
Specifying  
▶ Page 203

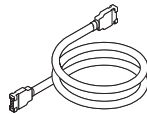
## Modular Harnesses



**Modular Harness — Standard Lengths**  
Specifying  
▶ Page 204

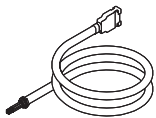


**Branching Harness-to-Harness Connector**  
Specifying  
▶ Page 205

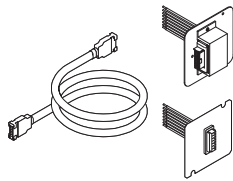


**Modular Harness — Additional Lengths (for daisy chaining or for use with infeeds)**  
Specifying  
▶ Page 205

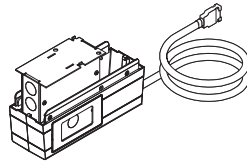
## Power Infeeds



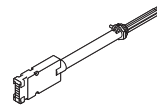
**Hardwire-to-Modular Power Infeed**  
Specifying  
▶ Page 206



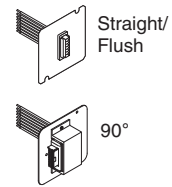
**Modular-to-Modular Power Infeed**  
Specifying  
▶ Page 206



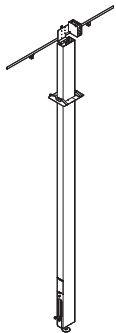
**New York Power Infeed**  
Specifying  
▶ Page 207



**San Francisco Power Infeed**  
Specifying  
▶ Page 207

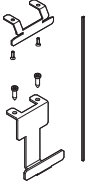


**Junction Box Faceplate - Modular**  
Specifying  
▶ Page 208

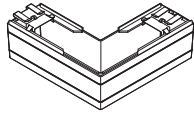


**Utility Pole**  
Specifying  
▶ Page 208

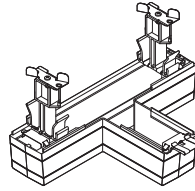
## Transition Kits



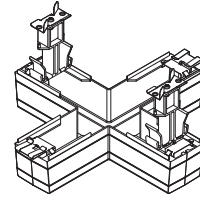
**Transition Kit for Field Cutting**  
Specifying  
▶ Page 209



**L-Boot**  
Specifying  
▶ Page 209



**T-Boot**  
Specifying  
▶ Page 209



**X-Boot**  
Specifying  
▶ Page 209

## Filler Package and Wire Manager



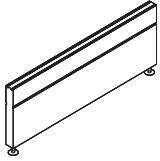
**Filler Package**  
Specifying  
▶ Page 210



**Wire Manager**  
Specifying  
▶ Page 210

# Beam Kits

SIN 711.2



Standard Includes	Required to Specify
<ul style="list-style-type: none"> <li>Upper rail: anodized aluminum</li> <li>Plain steel lower beam covers: paint price group 1</li> <li>Plastic glides: 4799 Platinum</li> <li>Support feet: 4799 Platinum, if selected</li> </ul>	<ol style="list-style-type: none"> <li>Style number</li> <li>Paint color number for lower beam covers</li> <li>Support feet (see below under Required Selections)</li> <li>Options, if selected (see below)</li> </ol> <p>▶ See <i>Surface Materials</i>, page 212.</p>

	Required Selections	Price	Required to Specify
<b>Support feet</b>	<ul style="list-style-type: none"> <li>Omit feet</li> <li>One T-foot</li> <li>Two T-feet</li> <li>One L-foot</li> <li>Two L-feet</li> </ul>	<p>No cost</p> <p>+\$288</p> <p>+\$576</p> <p>+\$145</p> <p>+\$290</p>	<p>Specify <i>omit feet</i>.</p> <p>Specify <i>with one T-foot</i>.</p> <p>Specify <i>with two T-feet</i>.</p> <p>Specify <i>with one L-foot</i>.</p> <p>Specify <i>with two L-feet</i>.</p>

	Options	Price	Required to Specify
<b>Surface Materials</b>	<p><b>Paint for lower beam covers</b></p> <ul style="list-style-type: none"> <li>Paint price group 1</li> <li>Paint price group 2</li> <li>Paint price group 3</li> </ul>	<p>No cost</p> <p>+\$ 38</p> <p>+\$ 67</p>	<p>Specify paint color number.</p> <p>Specify paint color number.</p> <p>Specify paint color number.</p>

Specification Information				
• Dimensions			• Style	• Base
D	W	H	Number	Price
3"	48"	24"	<b>CQBM4824K</b>	\$ 781
3"	60"	24"	<b>CQBM6024K</b>	\$ 918
3"	72"	24"	<b>CQBM7224K</b>	\$1042
3"	84"	24"	<b>CQBM8424K</b>	\$1158
3"	96"	24"	<b>CQBM9624K</b>	\$1265

# Beam Accessories

SIN 711.2

## End-of-Run Trim



Standard Includes	Required to Specify
-------------------	---------------------

- Upper: anodized aluminum
- Lower: painted plain plastic

- 1 Style number
- 2 Paint color number for lower trim cover
- ▶ See *Surface Materials*, page 212.

Specification Information		
Height	Style Number	Price

24"	CQBT24	\$114
-----	--------	-------

## Beam Inline Connector



Standard Includes	Required to Specify
-------------------	---------------------

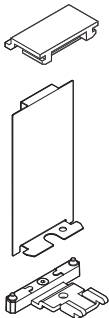
- Inline connector

- Style number

Specification Information	
Style Number	Price

CQBI	\$29
------	------

## Beam 90° Connector



Standard Includes	Required to Specify
-------------------	---------------------

- 90° connector: 4799 Platinum

- Style number

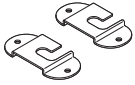
Specification Information	
Style Number	Price

CQBN	\$120
------	-------

Beam Accessories, continued

SIN 711.2

**Floor Anchor Brackets**



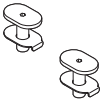
*Tip: A pair of brackets is required at each attachment point. Floor anchor bolts are not included.*

Standard Includes	Required to Specify
• Brackets: package of two	Style number

**Specification Information**

• Style Number	• Price
<b>CQFA</b>	\$46
•	•

**Seismic Anchor Brackets**



*Tip: Two brackets are used per support foot. Anchor bolts are not included.*

Standard Includes	Required to Specify
• Brackets: package of two	Style number

**Specification Information**

• Style Number	• Price
<b>CQSA</b>	\$49
•	•



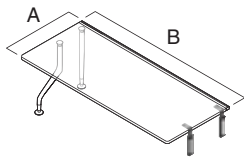
**SIN 711.2**



# Straight Desks—Perpendicular Application Kits

High-Pressure Laminate or Wood Veneer

SIN 711.2



Tip: Laminate surfaces are available with square or radius corners. Veneer surfaces have square corners only.

For laminate price group 2 pricing, please refer to the electronic catalog or SmartTools.

Tip: Edge on wood veneer surface matches the top.

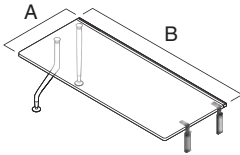
Tip: Desk can be tethered to the beam in a perpendicular application. Range of adjustment is 26"H to 32"H in 1/2" increments. The desk can also be tethered to a 1 1/2"-High low storage with a connect zone. Range of adjustment when tethered to a 1 1/2"-High low storage is 28 1/2"H to 32"H.

Standard Includes	Required to Specify
<ul style="list-style-type: none"> <li>• Desk understructure: 4799 Platinum</li> <li>• High-Pressure Laminate price group 1 surface with plastic edges: 3 mm plastic edge on front and side edges</li> <li>• One post leg: paint</li> <li>• One L-leg: paint</li> <li>• Pair of desk tether brackets: 4799 Platinum</li> <li>• Attachment hardware</li> </ul>	<ol style="list-style-type: none"> <li>1 Style number</li> <li>2 Laminate color number for surface</li> <li>3 Plastic color number for edges on laminate surface</li> <li>4 Corner style for laminate top (see below for Required Selections)</li> <li>5 Legs (see below under Required Selections)</li> <li>6 Paint color number for legs:                         <ul style="list-style-type: none"> <li>4140 Arctic White Gloss</li> <li>4144 Black Gloss</li> <li>4799 Platinum</li> </ul> </li> <li>7 Options, if selected (see below)</li> </ol> <p>▶ See <i>Surface Materials</i>, page 212.</p>

Required Selections	Price	Required to Specify
<b>Laminate Tops</b> <ul style="list-style-type: none"> <li>• <b>Corner style</b></li> <li>• Square corners</li> <li>• Radius corners</li> </ul>	<ul style="list-style-type: none"> <li>No cost</li> <li>+\$ 54</li> </ul>	<ul style="list-style-type: none"> <li>Specify with square corners.</li> <li>Specify with radius corners.</li> </ul>
<b>Legs</b> <ul style="list-style-type: none"> <li>• Fixed legs</li> <li>• Adjustable-height legs</li> </ul>	<ul style="list-style-type: none"> <li>No cost</li> <li>+\$ 58 per leg</li> </ul>	<ul style="list-style-type: none"> <li>Specify with fixed legs.</li> <li>Specify with adjustable-height legs.</li> </ul>

Options	Price	Required to Specify
<b>Surface Materials</b> <ul style="list-style-type: none"> <li>• <b>High-Pressure Laminate surfaces</b></li> <li>• High-Pressure Laminate price group 2</li> <li>• Open Line laminate</li> </ul>	<ul style="list-style-type: none"> <li>See information at left</li> <li>+\$ 69 plus cost of laminate</li> </ul>	<ul style="list-style-type: none"> <li>Specify laminate color number.</li> <li>▶ See <i>Surface Materials Reference Manual</i>.</li> </ul>
<ul style="list-style-type: none"> <li>• <b>Wood veneer surfaces</b></li> <li>• Wood group 1 veneer surface with wood veneer edges – 3 mm edge profile on front edge</li> <li>• Wood group 2 veneer surface with wood veneer edges – 3 mm edge profile on front edge</li> <li>• Wood group 3 veneer surface with wood veneer edges – 3 mm edge profile on front edge</li> <li>• Customiz stain</li> <li>• Full-fill finish on wood group 1</li> </ul>	<ul style="list-style-type: none"> <li>+\$405</li> <li>+\$474</li> <li>+\$647</li> <li>No cost</li> <li>+\$ 69</li> </ul>	<ul style="list-style-type: none"> <li>Specify with wood veneer and indicate wood color number.</li> <li>Specify with wood veneer and indicate wood color number.</li> <li>Specify with wood veneer and indicate wood color number.</li> <li>Specify with Customiz stain.</li> <li>▶ See <i>Surface Materials Reference Manual</i>. Specify full-finish number.</li> </ul>
<ul style="list-style-type: none"> <li>• <b>Polished chrome legs</b></li> <li>• Painted leg with polished chrome top (adjustable)</li> </ul>	<ul style="list-style-type: none"> <li>+\$ 57 per leg</li> </ul>	<ul style="list-style-type: none"> <li>Specify with painted leg with chrome top and indicate paint color number.</li> </ul>
<b>Related Products</b> <ul style="list-style-type: none"> <li>• Personal/modesty screen</li> <li>• Desk connect zone power and data</li> </ul>		<ul style="list-style-type: none"> <li>▶ Page 182</li> <li>▶ Pages 194–196</li> </ul>

**Specification Information**



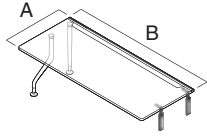
• Dimensions		• Style • Number	• Base • Price
A	B		
24"	60"	<b>CQDS2460PK</b>	\$1318
24"	66"	<b>CQDS2466PK</b>	\$1362
24"	72"	<b>CQDS2472PK</b>	\$1409
24"	78"	<b>CQDS2478PK</b>	\$1459
24"	84"	<b>CQDS2484PK</b>	\$1512
30"	60"	<b>CQDS3060PK</b>	\$1374
30"	66"	<b>CQDS3066PK</b>	\$1421
30"	72"	<b>CQDS3072PK</b>	\$1473
30"	78"	<b>CQDS3078PK</b>	\$1529
30"	84"	<b>CQDS3084PK</b>	\$1585



# Straight Desks—Non-Sliding Perpendicular Application Kits

High-Pressure Laminate

SIN 711.2



Tip: Laminate surfaces are available with square or radius corners. Veneer surfaces have square corners only.

For laminate price group 2 pricing, please refer to the electronic catalog or SmartTools.

Tip: Scallop option supports a power strip mounted on the rail only (FMVPDS and FMVPS). Modular powerkits, power strips, and data housing cannot be used.

Standard Includes	Required to Specify
<ul style="list-style-type: none"> <li>• Desk understructure: 4799 Platinum</li> <li>• High-Pressure Laminate price group 1 surface with plastic edges: 3 mm plastic edge on front and side edges</li> <li>• Desk liner, if cut-out selected</li> <li>• One post leg: paint</li> <li>• One L-leg: paint</li> <li>• Pair of desk tether brackets: 4799 Platinum</li> <li>• Attachment hardware</li> </ul>	<ol style="list-style-type: none"> <li>1 Style number</li> <li>2 Laminate color number for surface</li> <li>3 Plastic color number for edges on laminate surface</li> <li>4 Corner style for laminate top (see below for Required Selections)</li> <li>5 Legs (see below under Required Selections)</li> <li>6 Paint color number for legs:                         <ul style="list-style-type: none"> <li>4140 Arctic White Gloss</li> <li>4144 Black Gloss</li> <li>4799 Platinum</li> </ul> </li> <li>7 Options, if selected (see below)</li> </ol> <p>▶ See <i>Surface Materials</i>, page 212.</p>

Required Selections	Price	Required to Specify
<b>Laminate Tops</b> <b>Corner style</b> <ul style="list-style-type: none"> <li>• Square corners</li> <li>• Radius corners</li> </ul>	No cost +\$54	Specify with <i>square corners</i> . Specify with <i>radius corners</i> .
<b>Legs</b> <ul style="list-style-type: none"> <li>• Fixed legs</li> <li>• Adjustable-height legs</li> </ul>	No cost +\$58 per leg	Specify with <i>fixed legs</i> . Specify with <i>adjustable-height legs</i> .

Options	Price	Required to Specify
<b>Surface Materials</b> <b>High-Pressure Laminate surfaces</b> <ul style="list-style-type: none"> <li>• High-Pressure Laminate price group 2</li> <li>• Open Line laminate</li> </ul>	See information at left +\$69 plus cost of laminate	Specify laminate color number.  ▶ See <i>Surface Materials Reference Manual</i> .
<b>Polished chrome legs</b> <ul style="list-style-type: none"> <li>• Painted leg with polished chrome top (adjustable)</li> </ul>	+\$57 per leg	Specify with <i>painted leg with chrome top</i> and indicate paint color number.
<b>Top Options</b> <ul style="list-style-type: none"> <li>• Cut-out</li> <li>• Scallop</li> </ul>	No cost No cost	Specify with <i>cut-out</i> . Specify with <i>scallop</i> .
<b>Related Products</b> <ul style="list-style-type: none"> <li>• Personal/modesty screen</li> <li>• Desk connect zone power and data</li> </ul>		▶ Page 182 ▶ Pages 194–196

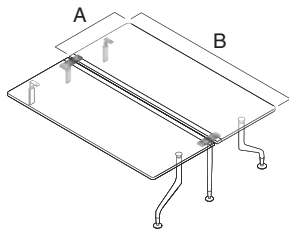
Specification Information			
Dimensions		Style Number	Base Price
A	B		
24"	60"	<b>CQDS2460NPK</b>	\$1123
24"	66"	<b>CQDS2466NPK</b>	\$1157
24"	72"	<b>CQDS2472NPK</b>	\$1196
24"	78"	<b>CQDS2478NPK</b>	\$1235
24"	84"	<b>CQDS2484NPK</b>	\$1277
30"	60"	<b>CQDS3060NPK</b>	\$1189
30"	66"	<b>CQDS3066NPK</b>	\$1226
30"	72"	<b>CQDS3072NPK</b>	\$1270
30"	78"	<b>CQDS3078NPK</b>	\$1314
30"	84"	<b>CQDS3084NPK</b>	\$1359



# Straight Desks—Back-to-Back Application Kits

High-Pressure Laminate or Wood Veneer

SIN 711.2



*Tip: Laminate surfaces are available with square or radius corners. Veneer surfaces have square corners only.*

**For laminate price group 2 pricing,** please refer to the electronic catalog or SmartTools.

*Tip: Edge on wood veneer surface matches the top.*

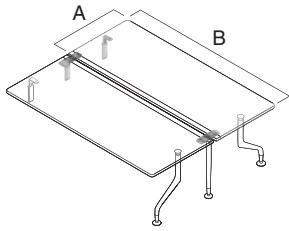
*Tip: Back-to-back spacers maintain required 1" gap when mounting centered screens.*

Standard Includes	Required to Specify
<ul style="list-style-type: none"> <li>Two desk understructures: 4799 Platinum</li> <li>Two High-Pressure Laminate price group 1 surfaces with plastic edges: 3 mm plastic edge on front and side edges</li> <li>Adjustable height post leg: paint</li> <li>Two adjustable height L-Legs: paint</li> <li>Pair of desk tether brackets: 4799 Platinum</li> <li>Shared support plate: 4799 Platinum</li> <li>Tether bracket and shared support plate: 4799 Platinum</li> <li>Attachment hardware</li> </ul>	<ol style="list-style-type: none"> <li>Style number</li> <li>Laminate color number for surface</li> <li>Plastic color number for edges on laminate surface</li> <li>Corner style for laminate top (see below for Required Selections)</li> <li>Paint color number for legs:                             <ul style="list-style-type: none"> <li>4140 Arctic White Gloss</li> <li>4144 Black Gloss</li> <li>4799 Platinum</li> </ul> </li> <li>Options, if selected (see below)                             <ul style="list-style-type: none"> <li>▶ See <i>Surface Materials</i>, page 212.</li> </ul> </li> </ol>

Required Selections	Price	Required to Specify
<b>Laminate Tops</b> <b>Corner style</b> <ul style="list-style-type: none"> <li>Square corners</li> <li>Radius corners</li> </ul>	No cost +\$ 108	Specify <i>with square corners</i> . Specify <i>with radius corners</i> .

Options	Price	Required to Specify
<b>Surface Materials</b> <b>High-Pressure Laminate surfaces</b> <ul style="list-style-type: none"> <li>High-Pressure Laminate price group 2</li> <li>Open Line laminate</li> </ul>	See information at left +\$ 137 plus cost of laminate	Specify laminate color number. ▶ See <i>Surface Materials Reference Manual</i> .
<b>Wood veneer surfaces</b> <ul style="list-style-type: none"> <li>Wood group 1 veneer surface with wood veneer edges – 3 mm edge profile on front edge</li> <li>Wood group 2 veneer surface with wood veneer edges – 3 mm edge profile on front edge</li> <li>Wood group 3 veneer surface with wood veneer edges – 3 mm edge profile on front edge</li> <li>Customiz stain</li> <li>Full-fill finish on wood group 1</li> </ul>	+\$ 810 +\$ 947 +\$1292 No cost +\$ 137	Specify <i>with wood veneer</i> and indicate wood color number. Specify <i>with wood veneer</i> and indicate wood color number. Specify <i>with wood veneer</i> and indicate wood color number. Specify <i>with Customiz stain</i> . ▶ See <i>Surface Materials Reference Manual</i> . Specify full-finish number.
<b>Polished chrome legs</b> <ul style="list-style-type: none"> <li>Painted leg with polished chrome top</li> </ul>	+\$ 57 per leg	Specify <i>with painted leg with chrome top</i> and indicate paint color number.

<b>Spacers</b> <ul style="list-style-type: none"> <li>Back-to-back spacers</li> </ul>	+\$ 43	Specify <i>with back-to-back spacers</i> .
<b>Related Products</b> <ul style="list-style-type: none"> <li>Personal/modesty screen</li> <li>Desk connect zone power and data</li> </ul>		▶ Page 182 ▶ Pages 194–196



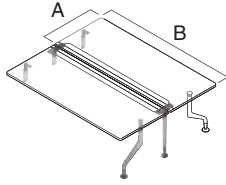
**Specification Information**

• Dimensions		• Style • Number	• Base • Price
A	B		
24"	60"	<b>CQDS2460BK</b>	\$2667
24"	66"	<b>CQDS2466BK</b>	\$2755
24"	72"	<b>CQDS2472BK</b>	\$2849
24"	78"	<b>CQDS2478BK</b>	\$2949
24"	84"	<b>CQDS2484BK</b>	\$3055
30"	60"	<b>CQDS3060BK</b>	\$2779
30"	66"	<b>CQDS3066BK</b>	\$2873
30"	72"	<b>CQDS3072BK</b>	\$2977
30"	78"	<b>CQDS3078BK</b>	\$3089
30"	84"	<b>CQDS3084BK</b>	\$3201

# Straight Desks—Non-Sliding Back-to-Back Application Kits

High-Pressure Laminate

SIN 711.2



Tip: Laminate surfaces are available with square or radius corners. Veneer surfaces have square corners only.

For laminate price group 2 pricing, please refer to the electronic catalog or SmartTools.

Tip: Scallop option supports a power strip mounted on the rail only (FMVPDS and FMVPS). Modular powerkits, power strips, and data housing cannot be used.

Standard Includes	Required to Specify
<ul style="list-style-type: none"> <li>Two desk understructures: 4799 Platinum</li> <li>Two High-Pressure Laminate price group 1 surfaces with plastic edges: 3 mm plastic edge on front and side edges</li> <li>Desk liner, if cut-out selected</li> <li>Adjustable height post leg: paint</li> <li>Two adjustable height L-Legs: paint</li> <li>Pair of desk tether brackets: 4799 Platinum</li> <li>Shared support plate: 4799 Platinum</li> <li>Tether bracket and shared support plate: 4799 Platinum</li> <li>Attachment hardware</li> </ul>	<ol style="list-style-type: none"> <li>Style number</li> <li>Laminate color number for surface</li> <li>Plastic color number for edges on laminate surface</li> <li>Corner style for laminate top (see below for Required Selections)</li> <li>Paint color number for legs:                             <ul style="list-style-type: none"> <li>4140 Arctic White Gloss</li> <li>4144 Black Gloss</li> <li>4799 Platinum</li> </ul> </li> <li>Options, if selected (see below)                             <ul style="list-style-type: none"> <li>▶ See <i>Surface Materials</i>, page 212.</li> </ul> </li> </ol>

Required Selections	Price	Required to Specify
<b>Laminate Tops</b> <b>Corner style</b> <ul style="list-style-type: none"> <li>Square corners</li> <li>Radius corners</li> </ul>	No cost No cost	Specify with square corners. Specify with radius corners.

Options	Price	Required to Specify
<b>Surface Materials</b> <b>High-Pressure Laminate surfaces</b> <ul style="list-style-type: none"> <li>High-Pressure Laminate price group 2</li> <li>Open Line laminate</li> </ul>	See information at left +\$137 plus cost of laminate	Specify laminate color number. ▶ See <i>Surface Materials Reference Manual</i> .
<b>Polished chrome legs</b> <ul style="list-style-type: none"> <li>Painted leg with polished chrome top</li> </ul>	+\$ 57 per leg	Specify with painted leg with chrome top and indicate color number.
<b>Spacers</b> <ul style="list-style-type: none"> <li>Back-to-back spacers</li> </ul>	+\$ 43	Specify with back-to-back spacers.
<b>Top Options</b> <ul style="list-style-type: none"> <li>Cut-out</li> <li>Scallop</li> </ul>	No cost No cost	Specify with cut-out. Specify with scallop.
<b>Related Products</b> <ul style="list-style-type: none"> <li>Personal/modesty screen</li> <li>Desk connect zone power and data</li> </ul>		▶ Page 182 ▶ Pages 194–196

Specification Information			
Dimensions		Style	Base
A	B	Number	Price
24"	60"	<b>CQDS2460NBK</b>	\$2277
24"	66"	<b>CQDS2466NBK</b>	\$2345
24"	72"	<b>CQDS2472NBK</b>	\$2423
24"	78"	<b>CQDS2478NBK</b>	\$2501
24"	84"	<b>CQDS2484NBK</b>	\$2585
30"	60"	<b>CQDS3060NBK</b>	\$2409
30"	66"	<b>CQDS3066NBK</b>	\$2483
30"	72"	<b>CQDS3072NBK</b>	\$2571
30"	78"	<b>CQDS3078NBK</b>	\$2659
30"	84"	<b>CQDS3084NBK</b>	\$2749



# Desk Legs

SIN 711.2

Standard Includes	Required to Specify
<ul style="list-style-type: none"> <li>• Desk leg: paint</li> <li>• Glide: painted to match leg</li> <li>• Attachment hardware</li> </ul>	<ul style="list-style-type: none"> <li>1 Style number</li> <li>2 Paint color number for legs:                             <ul style="list-style-type: none"> <li>4140 Arctic White Gloss</li> <li>4144 Black Gloss</li> <li>4799 Platinum</li> </ul> </li> </ul>

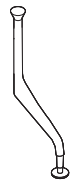
Related Products	
<ul style="list-style-type: none"> <li>• Straight desk</li> <li>• Wire managers</li> <li>• Glide pads</li> </ul>	<ul style="list-style-type: none"> <li>▶ Page 146</li> <li>▶ Page 210</li> <li>▶ Page 157</li> </ul>

Specification Information		
• Dimensions	• Style	• Price
• Planning Height	• Number	
•	•	•
•	•	•
•	•	•

*Tip: Dimensions listed are nominal and include the thickness of a c:scape desk.*



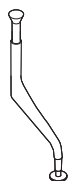
Fixed Post Leg		
28 1/2"	<b>CQLFP</b>	\$108
•	•	•



Fixed L-Leg		
28 1/2"	<b>CQLFL</b>	\$147
•	•	•



Adjustable-Height Post Leg		
26" – 32"	<b>CQLAP</b>	\$137
•	•	•



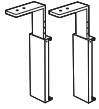
Adjustable-Height L-Leg		
26" – 32"	<b>CQLAL</b>	\$177
•	•	•



# Desking Supports

SIN 711.2

## Desk Tether Brackets



Tip: Desk tether brackets are used to attach desks to the beam.

Standard Includes	Required to Specify
-------------------	---------------------

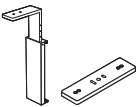
- Pair of desk tether brackets: 4799 Platinum
- Attachment hardware

Style number

Specification Information	
Style Number	Price

CQDB	\$133
------	-------

## Desk Tether Bracket and Shared Support Plate



Tip: Shared support plate is used in benching and back-to-back applications to share a leg or tether bracket.

Standard Includes	Required to Specify
-------------------	---------------------

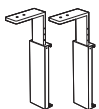
- Desk tether bracket: 4799 Platinum
- Shared support plate: 4799 Platinum
- Attachment hardware

Style number

Specification Information	
Style Number	Price

CQDBP	\$125
-------	-------

## Desk Tether Brackets for use with Universal Worksurfaces



Tip: Desk tether brackets are used to attach desks to the beam.

Standard Includes	Required to Specify
-------------------	---------------------

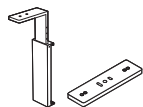
- Pair of desk tether brackets: 4799 Platinum
- 1¼" wood screws

Style number

Specification Information	
Style Number	Price

CQDBU	\$145
-------	-------


## Desk Tether Brackets and Shared Support Plate for use with Universal Worksurfaces



*Tip: Desk tether brackets are used to attach desks to the beam. Shared support plate is used in benching and back-to-back applications to share a leg or tether bracket.*

Standard Includes		Required to Specify
<ul style="list-style-type: none"> <li>• Desk tether bracket: 4799 Platinum</li> <li>• Shared support plate: 4799 Platinum</li> <li>• 1 1/4" wood screws</li> </ul>		Style number
Specification Information		
• Style Number	• Price	
CQDBPU	\$137	

## Shared Support Plate



*Tip: Shared support plate is used in benching and back-to-back applications to share a leg or tether bracket.*

Standard Includes		Required to Specify
<ul style="list-style-type: none"> <li>• Support plate: 4799 Platinum</li> <li>• Attachment hardware</li> </ul>		Style number
Specification Information		
• Style Number	• Price	
CQPS	\$58	

## Back-to-Back Spacers



*Tip: Back-to-back spacers are used to align desks when placed back-to-back.*

Standard Includes		Required to Specify
<ul style="list-style-type: none"> <li>• Pair of back-to-back spacers: 4799 Platinum</li> <li>• Attachment hardware</li> </ul>		Style number
Specification Information		
• Style Number	• Price	
CQSB	\$43	

Desking Supports, continued

SIN 711.2

**Parallel Application Kit for Use with Mid Storage**



*Tip: Parallel application kits are used to attach storage parallel to beams.*

Standard Includes	Required to Specify
-------------------	---------------------

• Pair of T-stanchions: 4799 Platinum

Style number

**Specification Information**

• Style Number	• Price
<b>CQMAL</b>	\$187

SIN 711.2

## Wire Managers



*Tip: Two wire managers are recommended on a post leg to route cords or cables from the floor to the connect zone or surface.*

Standard Includes	Required to Specify
-------------------	---------------------

• Package of 20 wire managers: black

Style number

Specification Information	
---------------------------	--

• Style Number	• Price
CQVW	\$68
:	:

c:scape

## Glide Pads



*Tip: Glide pads can be used on desk legs or storage glides to minimize movement.*

Standard Includes	Required to Specify
-------------------	---------------------

• Glide pads: package of 20

Style number

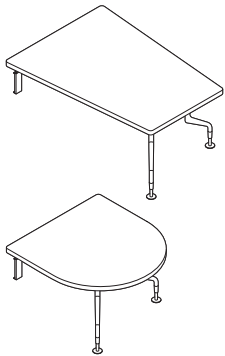
Specification Information	
---------------------------	--

• Style Number	• Price
CQGP	\$39
:	:

# Shared Tables—Tapered and D-Shaped

High-Pressure Laminate or Wood Veneer

SIN 711.11



Standard Includes	Required to Specify
-------------------	---------------------

- High-Pressure Laminate price group 1 surface with plastic edges: 3 mm plastic edge
- Support
  - Legs, if selected: paint
  - Column, if selected: 4799 Platinum

- 1 Style number
- 2 Supports (see Required Selections)
- 3 Paint color number for legs, if selected
  - 4140 Arctic White Gloss
  - 4144 Black Gloss
  - 4799 Platinum
- 4 Laminate color number for surface
- 5 Plastic color number for edges on laminate surface
- 6 Options, if selected (see below)
  - ▶ See *Surface Materials*, page 212.

Supports	Required Selections	Price	Required to Specify
----------	---------------------	-------	---------------------

<b>Supports</b>	<b>Tethered supports</b>		
	<ul style="list-style-type: none"> <li>• Fixed post legs +\$ 469</li> <li>• Fixed L-legs +\$ 585</li> <li>• Column +\$ 585</li> </ul>		Specify <i>with post legs</i> . Specify <i>with L-legs</i> . Specify <i>with column</i> .
	<b>Freestanding supports</b>		
	<ul style="list-style-type: none"> <li>• Fixed post legs +\$ 468</li> <li>• Two fixed post legs and two fixed L-legs +\$ 584</li> </ul>		Specify <i>with post legs</i> . Specify <i>with two post legs and two L-legs</i> .

Surface Materials	Options	Price	Required to Specify
-------------------	---------	-------	---------------------

<b>Surface Materials</b>	<b>High-Pressure Laminate surfaces</b>		
	<ul style="list-style-type: none"> <li>• High-Pressure Laminate price group 2 See information at left</li> <li>• Open Line laminate +\$ 69 plus cost of laminate</li> </ul>		Specify laminate color number. ▶ See <i>Surface Materials Reference Manual</i> .
	<b>Wood veneer surfaces</b>		
	<ul style="list-style-type: none"> <li>• Wood group 1 veneer surface with wood veneer edges – 3 mm edge profile +\$ 803</li> <li>• Wood group 2 veneer surface with wood veneer edges – 3 mm edge profile +\$ 899</li> <li>• Wood group 3 veneer surface with wood veneer edges – 3 mm edge profile +\$1141</li> <li>• Customiz stain No cost</li> <li>• Full-fill finish on wood group 1 +\$ 95</li> </ul>		Specify <i>with wood veneer</i> and indicate wood color number. Specify <i>with wood veneer</i> and indicate wood color number. Specify <i>with wood veneer</i> and indicate wood color number. Specify <i>with Customiz stain</i> . ▶ See <i>Surface Materials Reference Manual</i> . Specify full-finish number.

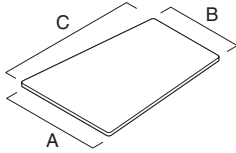
<b>Related Products</b>	<ul style="list-style-type: none"> <li>• Power strips</li> </ul>	▶ Page 203
-------------------------	--	------------

**For laminate price group 2 pricing, please refer to the electronic catalog or SmartTools.**

*Tip: Edge on wood veneer surface matches the top.*

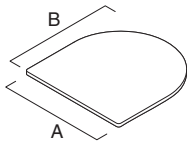
**Specification Information**

Dimensions			Style	Base
A	B	C	Number	Price



**Tapered**

42"	30"	48"	<b>CQTT423048</b>	\$ 712
42"	30"	54"	<b>CQTT423054</b>	\$ 789
42"	32"	60"	<b>CQTT423260</b>	\$ 869
42"	32"	66"	<b>CQTT423266</b>	\$ 952
42"	34"	72"	<b>CQTT423472</b>	\$1032
42"	34"	78"	<b>CQTT423478</b>	\$1115
48"	36"	54"	<b>CQTT483654</b>	\$ 894
48"	36"	60"	<b>CQTT483660</b>	\$ 986
48"	36"	66"	<b>CQTT483666</b>	\$1079
48"	36"	72"	<b>CQTT483672</b>	\$1174
60"	36"	48"	<b>CQTT603648</b>	\$ 986
60"	36"	60"	<b>CQTT603660</b>	\$1221
60"	36"	72"	<b>CQTT603672</b>	\$1453



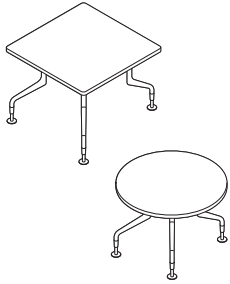
**D-Shaped**

48"	50"	N.A.	<b>CQTD4850</b>	\$ 921
60"	66"	N.A.	<b>CQTD6066</b>	\$1310

# Shared Tables—Square and Round

High-Pressure Laminate or Wood Veneer

SIN 711.11



**For laminate price group 2 pricing, please refer to the electronic catalog or SmartTools.**

*Tip: Edge on wood veneer surface matches the top.*

Standard Includes	Required to Specify
<ul style="list-style-type: none"> <li>High-Pressure Laminate price group 1 surface with plastic edges: 3 mm plastic edge on front and side edges</li> <li>Support                             <ul style="list-style-type: none"> <li>Legs, if selected: paint</li> <li>Column, if selected: 4799 Platinum</li> </ul> </li> </ul>	<ol style="list-style-type: none"> <li>Style number</li> <li>Supports (see below under Required Selections)</li> <li>Paint color number for legs, if selected                             <ul style="list-style-type: none"> <li>4140 Arctic White Gloss</li> <li>4144 Black Gloss</li> <li>4799 Platinum</li> </ul> </li> <li>Laminate color number for surface</li> <li>Plastic color number for edges on laminate surface</li> <li>Options, if selected (see below)                             <ul style="list-style-type: none"> <li>▶ See <i>Surface Materials</i>, page 212.</li> </ul> </li> </ol>

Supports	Required Selections	Price	Required to Specify
	<ul style="list-style-type: none"> <li>Fixed post legs</li> <li>Fixed L-legs</li> <li>Column</li> </ul>	<ul style="list-style-type: none"> <li>+\$468</li> <li>+\$700</li> <li>+\$502</li> </ul>	<ul style="list-style-type: none"> <li>Specify <i>with post legs</i>.</li> <li>Specify <i>with L-legs</i>.</li> <li>Specify <i>with column</i>.</li> </ul>

Surface Materials	Options	Price	Required to Specify
	<b>High-Pressure Laminate surfaces</b>		
	<ul style="list-style-type: none"> <li>High-Pressure Laminate price group 2</li> <li>Open Line laminate</li> </ul>	<ul style="list-style-type: none"> <li>See information at left</li> <li>+\$ 69 plus cost of laminate</li> </ul>	<ul style="list-style-type: none"> <li>Specify laminate color number.</li> <li>▶ See <i>Surface Materials Reference Manual</i>.</li> </ul>
	<b>Wood veneer surfaces</b>		
	<ul style="list-style-type: none"> <li>Wood group 1 veneer surface with wood veneer edges                             <ul style="list-style-type: none"> <li>– 3 mm edge profile on front edge</li> </ul> </li> <li>Wood group 2 veneer surface with wood veneer edges                             <ul style="list-style-type: none"> <li>– 3 mm edge profile on front edge</li> </ul> </li> <li>Wood group 3 veneer surface with wood veneer edges                             <ul style="list-style-type: none"> <li>– 3 mm edge profile on front edge</li> </ul> </li> <li>Customiz stain</li> <li>Full-fill finish on wood group 1</li> </ul>	<ul style="list-style-type: none"> <li>+\$535</li> <li>+\$605</li> <li>+\$778</li> <li>No cost</li> <li>+\$ 69</li> </ul>	<ul style="list-style-type: none"> <li>Specify <i>with wood veneer</i> and indicate wood color number.</li> <li>Specify <i>with wood veneer</i> and indicate wood color number.</li> <li>Specify <i>with wood veneer</i> and indicate wood color number.</li> <li>Specify <i>with Customiz stain</i>.</li> <li>▶ See <i>Surface Materials Reference Manual</i>.</li> <li>Specify full-finish number.</li> </ul>
<b>Related Products</b>	<ul style="list-style-type: none"> <li>Power strips</li> </ul>		▶ Page 203

## Specification Information

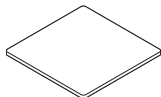
Dimensions D/Dia.	W	Style Number	Base Price
----------------------	---	-----------------	---------------

### Square

36"	36"	<b>CQTS36</b>	\$645
42"	42"	<b>CQTS42</b>	\$652
48"	48"	<b>CQTS48</b>	\$759
:	:	:	:

### Round

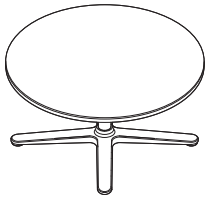
36"		<b>CQTR36</b>	\$645
42"		<b>CQTR42</b>	\$652
48"		<b>CQTR48</b>	\$759
:	:	:	:





# Collaborative Lounge Table

SIN 711.11



Tip: Base of table resembles the base of the i2i chair.

**For laminate price group 2 pricing, please refer to the electronic catalog or SmartTools.**

Tip: Edge on wood veneer surface matches the top.

Standard Includes	Required to Specify
<ul style="list-style-type: none"> <li>▶ Need help? See <i>c:scape Specification Guide</i> for details.</li> <li>• High-Pressure Laminate price group 1 surface with 3 mm plastic edge profile</li> <li>• Base: Polished Aluminum</li> </ul>	<ol style="list-style-type: none"> <li>1 Style number</li> <li>2 Laminate color number for surface</li> <li>3 Plastic color number for edge on laminate surface, if selected</li> <li>4 Options, if selected (see below)</li> </ol> <p>▶ See <i>c:scape Specification Guide</i>.</p>

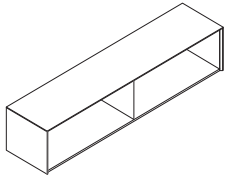
Options	Price	Required to Specify
<b>Surface Materials</b> <ul style="list-style-type: none"> <li>• High-Pressure Laminate price group 2</li> <li>• Open Line laminate</li> </ul>	See information at left +\$ 69 plus cost of laminate	Specify laminate color number. ▶ See <i>Surface Materials Reference Manual</i> .
<b>Wood veneer surface</b> <ul style="list-style-type: none"> <li>• Wood group 1 veneer surface with matching 3 mm edge profile</li> <li>• Wood group 2 veneer surface with matching 3 mm edge profile</li> <li>• Wood group 3 veneer surface with matching 3 mm edge profile</li> <li>• Customiz stain</li> </ul>	+\$405 +\$433 +\$499 No cost	Specify wood color number. Specify wood color number. Specify wood color number. Specify with <i>Customiz stain</i> . ▶ See <i>Surface Materials Reference Manual</i> . Specify full-fill finish number.
<ul style="list-style-type: none"> <li>• Full-fill finish on wood group 1</li> </ul>	+\$ 28	

Specification Information			
• Dimensions		• Style Number	• Base Price
Diameter	Height		
32"	16"	<b>CQCT1632</b>	\$1318
:	:	:	:



# Mid Storage—Tall and Slim Kits

SIN 711.3



Standard Includes	Required to Specify
<ul style="list-style-type: none"> <li>Tall or slim storage case: paint price group 1</li> <li>1/2" top: paint to match case</li> <li>Integral pull on inline slider, if selected</li> <li>Lock, keyed random, if inline slider selected: finish to default based on pull finish</li> <li>Pair of T-Stanchions, if selected: 4799 Platinum</li> <li>Pair of L-Stanchions and one column, if selected: 4799 Platinum</li> <li>Pair of T-Stanchions and two columns, if selected: 4799 Platinum</li> </ul>	<ol style="list-style-type: none"> <li>Style number</li> <li>Paint color number for storage case</li> <li>Color number for pulls, if inline slider selected:                         <ul style="list-style-type: none"> <li>4140 Arctic White Gloss</li> <li>4144 Black Gloss</li> <li>4799 Platinum</li> </ul> </li> <li>Application kit (see below under Required Selections)</li> <li>Options, if selected (see below)                         <ul style="list-style-type: none"> <li>▶ See <i>Surface Materials</i>, page 212.</li> </ul> </li> </ol>

Application Kit	Required Selections	Price	Required to Specify
	<b>FrameOne</b>		
	<ul style="list-style-type: none"> <li>Parallel application</li> <li>Perpendicular application</li> <li>Mirrored application</li> </ul>	<ul style="list-style-type: none"> <li>+\$113</li> <li>+\$545</li> <li>+\$798</li> </ul>	<ul style="list-style-type: none"> <li>Specify with <i>parallel application kit</i>.</li> <li>Specify with <i>perpendicular application kit</i>.</li> <li>Specify with <i>mirrored application kits</i>.</li> </ul>
	<b>c:scope</b>		
	<ul style="list-style-type: none"> <li>Parallel application</li> <li>Perpendicular application</li> <li>Mirrored application</li> </ul>	<ul style="list-style-type: none"> <li>+\$187</li> <li>+\$445</li> <li>+\$702</li> </ul>	<ul style="list-style-type: none"> <li>Specify with <i>parallel application kit</i>.</li> <li>Specify with <i>perpendicular application kit</i>.</li> <li>Specify with <i>mirrored application kits</i>.</li> </ul>

Surface Materials	Options	Price	Required to Specify	
	<b>Paint</b>			
	<ul style="list-style-type: none"> <li>Paint price group 1</li> <li>Paint price group 2</li> <li>Paint price group 3</li> </ul>	<ul style="list-style-type: none"> <li>No cost</li> <li>+\$ 59</li> <li>+\$152</li> </ul>	<ul style="list-style-type: none"> <li>Specify paint color number.</li> <li>Specify paint color number.</li> <li>Specify paint color number.</li> </ul>	
	<b>Multi-color paint finishes</b>			
	<ul style="list-style-type: none"> <li>Multiple paint colors on case, interior, or inline slider</li> </ul>	<ul style="list-style-type: none"> <li>+\$152</li> </ul>	<ul style="list-style-type: none"> <li>Specify paint color number.</li> <li>▶ See <i>Multi-Color Paint Applications</i>, page 222.</li> </ul>	
	<b>Wood veneer top</b>			
	<ul style="list-style-type: none"> <li>Wood group 1 veneer top</li> </ul>	<ul style="list-style-type: none"> <li>+\$624</li> </ul>	<ul style="list-style-type: none"> <li>Specify with <i>wood veneer top</i> and indicate wood color number.</li> </ul>	
	<ul style="list-style-type: none"> <li>Wood group 2 veneer top</li> </ul>	<ul style="list-style-type: none"> <li>+\$671</li> </ul>	<ul style="list-style-type: none"> <li>Specify with <i>wood veneer</i> and indicate wood color number.</li> </ul>	
	<ul style="list-style-type: none"> <li>Wood group 3 veneer top</li> </ul>	<ul style="list-style-type: none"> <li>+\$788</li> </ul>	<ul style="list-style-type: none"> <li>Specify with <i>wood veneer</i> and indicate wood color number.</li> </ul>	
	<b>Customiz stain on wood veneer top</b>			
	<ul style="list-style-type: none"> <li>Customiz stain on wood veneer top</li> </ul>	<ul style="list-style-type: none"> <li>No cost</li> </ul>	<ul style="list-style-type: none"> <li>Specify with <i>Customiz stain</i>.</li> <li>▶ See <i>Surface Materials Reference Manual</i>.</li> </ul>	
	<b>Inline Slider</b>	<ul style="list-style-type: none"> <li>Inline slider on tall mid storage</li> </ul>	<ul style="list-style-type: none"> <li>+\$702</li> </ul>	<ul style="list-style-type: none"> <li>Specify with <i>inline slider</i>.</li> </ul>
	<b>Ganging Bracket</b>	<ul style="list-style-type: none"> <li>Mid storage ganging bracket</li> </ul>	<ul style="list-style-type: none"> <li>+\$ 56</li> </ul>	<ul style="list-style-type: none"> <li>Specify with <i>mid storage ganging bracket</i>.</li> </ul>
	<b>Lock and Keying</b>	<ul style="list-style-type: none"> <li>Locking inline slider</li> <li>Factory and field-installed keying</li> </ul>	<ul style="list-style-type: none"> <li>+\$126</li> </ul>	<ul style="list-style-type: none"> <li>Specify with <i>lock</i>.</li> <li>▶ Page 432</li> </ul>

Tip: Specify multi-color paint finish option to get the interior or inline slider a different paint finish than the case.

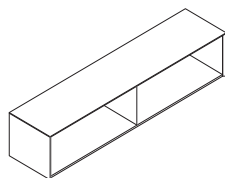
Tip: Inline slider is available on 60"W–78"W tall mid storage.

Tip: When the locking inline slider option is specified, all 60"W–78"W tall personal, shared, or wall-mounted mid storage are available with two locks.

Tip: Ganging bracket recommended for use in parallel application when two mid storage units are end-to-end.

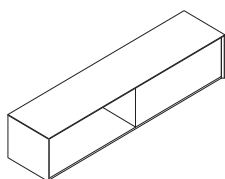
**Specification Information**

Dimensions			Style Number	Base Price
D	W	H		



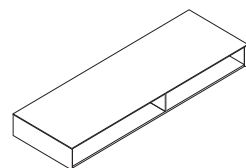
**Personal Tall Storage Kits**

17"	30"	15"	<b>CQMT173015PK</b>	\$ 420
17"	36"	15"	<b>CQMT173615PK</b>	\$ 514
17"	42"	15"	<b>CQMT174215PK</b>	\$ 607
17"	48"	15"	<b>CQMT174815PK</b>	\$ 700
17"	60"	15"	<b>CQMT176015PK</b>	\$ 887
17"	66"	15"	<b>CQMT176615PK</b>	\$ 980
17"	72"	15"	<b>CQMT177215PK</b>	\$1073
17"	78"	15"	<b>CQMT177815PK</b>	\$1167



**Shared Tall Storage Kits**

17"	30"	15"	<b>CQMT173015SK</b>	\$ 420
17"	36"	15"	<b>CQMT173615SK</b>	\$ 514
17"	42"	15"	<b>CQMT174215SK</b>	\$ 607
17"	48"	15"	<b>CQMT174815SK</b>	\$ 700
17"	60"	15"	<b>CQMT176015SK</b>	\$ 887
17"	66"	15"	<b>CQMT176615SK</b>	\$ 980
17"	72"	15"	<b>CQMT177215SK</b>	\$1073
17"	78"	15"	<b>CQMT177815SK</b>	\$1167



**Personal Slim Storage Kits**

17"	30"	7½"	<b>CQMS173007PK</b>	\$ 420
17"	36"	7½"	<b>CQMS173607PK</b>	\$ 514
17"	42"	7½"	<b>CQMS174207PK</b>	\$ 607
17"	48"	7½"	<b>CQMS174807PK</b>	\$ 700
17"	60"	7½"	<b>CQMS176007PK</b>	\$ 887
17"	66"	7½"	<b>CQMS176607PK</b>	\$ 980
17"	72"	7½"	<b>CQMS177207PK</b>	\$1073
17"	78"	7½"	<b>CQMS177807PK</b>	\$1167

► Specification Information, continued on next page

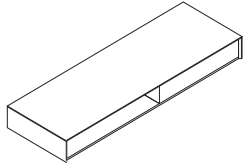
Mid Storage—Tall and Slim Kits, continued

SIN 711.3

► Specification Information, continued from previous page

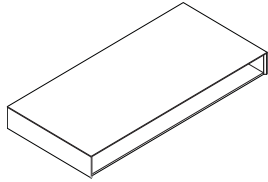
**Specification Information**

Dimensions			Style Number	Base Price
D	W	H		



**Shared Slim Storage – 17"D**

17"	30"	7½"	<b>CQMS173007SK</b>	\$ 420
17"	36"	7½"	<b>CQMS173607SK</b>	\$ 514
17"	42"	7½"	<b>CQMS174207SK</b>	\$ 607
17"	48"	7½"	<b>CQMS174807SK</b>	\$ 700
17"	60"	7½"	<b>CQMS176007SK</b>	\$ 887
17"	66"	7½"	<b>CQMS176607SK</b>	\$ 980
17"	72"	7½"	<b>CQMS177207SK</b>	\$1073
17"	78"	7½"	<b>CQMS177807SK</b>	\$1167



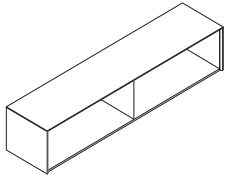
**Shared Slim Storage Kits – 24"D**

24"	60"	7½"	<b>CQMS246007SK</b>	\$ 887
24"	66"	7½"	<b>CQMS246607SK</b>	\$ 980
24"	72"	7½"	<b>CQMS247207SK</b>	\$1073
24"	78"	7½"	<b>CQMS247807SK</b>	\$1167



# Mid Storage—Tall and Slim Wall-Mounted

SIN 711.3



Tip: Mounting brackets will be painted to match case.

Tip: Specify multi-color paint finish option to get the interior or inline slider a different paint finish than the case.

Tip: When the locking inline slider option is specified, all 60"W–78"W tall personal, shared, or wall-mounted mid storage are available with two locks.

Standard Includes	Required to Specify
<ul style="list-style-type: none"> <li>Tall or slim storage case: paint price group 1</li> <li>1/2" top: paint to match case</li> <li>Integral pull on inline slider, if selected</li> <li>Lock, keyed random, if inline slider selected: finish to default based on pull finish</li> <li>Brackets</li> </ul>	<ol style="list-style-type: none"> <li>Style number</li> <li>Paint color number for storage case</li> <li>Color number for pulls, if inline slider selected:                         <ul style="list-style-type: none"> <li>4140 Arctic White Gloss</li> <li>4144 Black Gloss</li> <li>4799 Platinum</li> </ul> </li> <li>Mounting brackets (see below under Required Selections)</li> <li>Options, if selected (see below)                         <ul style="list-style-type: none"> <li>▶ See <i>Surface Materials</i>, page 212.</li> </ul> </li> </ol>

	Required Selections	Price	Required to Specify
<b>Mounting Brackets</b>	• Drywall brackets	No cost	Specify with <i>drywall brackets</i> .
	• Privacy Wall/Answer brackets	No cost	Specify with <i>Privacy Wall/Answer brackets</i> .
	• Montage brackets	No cost	Specify with <i>Montage brackets</i> .

	Options	Price	Required to Specify
<b>Surface Materials</b>	<b>Paint</b>		
	• Paint price group 1	No cost	Specify paint color number.
	• Paint price group 2	+\$ 59	Specify paint color number.
	• Paint price group 3	+\$152	Specify paint color number.

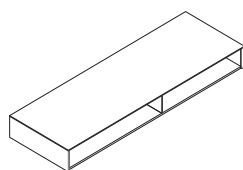
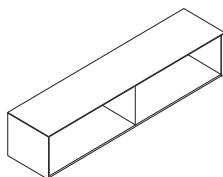
	<b>Multi-color paint finishes</b>		
	• Multiple paint colors on case, interior, or inline slider	+\$152	Specify paint color number. ▶ See <i>Multi-Color Paint Applications</i> , page 222.

<b>Tops</b>	<b>Wood veneer top</b>		
	• Wood group 1 veneer top	+\$624	Specify with <i>wood veneer</i> and indicate wood color number.
	• Wood group 2 veneer top	+\$671	Specify with <i>wood veneer</i> and indicate wood color number.
	• Wood group 3 veneer top	+\$788	Specify with <i>wood veneer</i> and indicate wood color number.
	• Customiz stain on wood veneer top	No cost	Specify with <i>Customiz stain</i> . ▶ See <i>Surface Materials Reference Manual</i> .

<b>Inline Slider</b>	• Inline slider on tall mid storage	+\$702	Specify with <i>inline slider</i> .
----------------------	-------------------------------------	--------	-------------------------------------

<b>Lock and Keying</b>	• Locking inline slider	+\$126	Specify with <i>lock</i> .
	• Factory- and field-installed keying		▶ Page 432

Tip: Wall-mounted storage includes tie strap for use when units are placed adjacent to each other.



**Specification Information**

Dimensions			Style	Base
D	W	H	Number	Price

**Wall-Mounted Tall Storage**

17"	60"	15"	<b>CQMT176015W</b>	\$1028
17"	66"	15"	<b>CQMT176615W</b>	\$1121
17"	72"	15"	<b>CQMT177215W</b>	\$1214
17"	78"	15"	<b>CQMT177815W</b>	\$1308

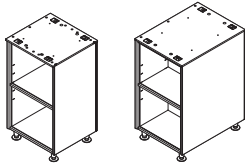
**Wall-Mounted Slim Storage**

17"	60"	7½"	<b>CQMS176007W</b>	\$1028
17"	66"	7½"	<b>CQMS176607W</b>	\$1121
17"	72"	7½"	<b>CQMS177207W</b>	\$1214
17"	78"	7½"	<b>CQMS177807W</b>	\$1308



# High Ped

SIN 711.2



Tip: High ped is intended to support mid storage only.

Tip: Specify multi-color paint finish option to get the interior or fronts a different paint finish than the case.  
▶ See Multi-Color Paint Applications, page 222.

Standard Includes	Required to Specify
-------------------	---------------------

- |  |   |
|--|---|
| <ul style="list-style-type: none"> <li>High ped case: paint price group 1</li> <li>Four adjustable leveling glides: 4799 Platinum</li> <li>Integral pull on units with door</li> <li>Central lock, keyed random: finish to default based on pull finish</li> </ul> | <ol style="list-style-type: none"> <li>Style number</li> <li>Case configuration</li> <li>Paint color number for case</li> <li>Color number for pulls, if door selected:                             <ul style="list-style-type: none"> <li>4140 Arctic White Gloss</li> <li>4144 Black Gloss</li> <li>4799 Platinum</li> </ul> </li> <li>Options, if selected (see below)                             <ul style="list-style-type: none"> <li>▶ See <i>Surface Materials</i>, page 212.</li> </ul> </li> </ol> |
|--|---|

Options	Price	Required to Specify
---------	-------	---------------------

<b>Surface Materials</b>	<b>Paint</b> <ul style="list-style-type: none"> <li>Paint price group 1: No cost</li> <li>Paint price group 2: +\$ 59</li> <li>Paint price group 3: +\$152</li> </ul>	Specify paint color number. Specify paint color number. Specify paint color number.
	<b>Multi-color paint finishes</b> <ul style="list-style-type: none"> <li>Multiple paint colors on case, interior, or fronts: +\$152</li> </ul>	Specify paint color number. ▶ See <i>Surface Materials</i> , page 212.
<b>Configurations for 17"D</b>	<b>Case configuration: Open</b> <ul style="list-style-type: none"> <li>Open case: No cost</li> </ul> <b>Closed</b> <ul style="list-style-type: none"> <li>Door left: No cost</li> <li>Door right: No cost</li> </ul>	Specify <i>with open case</i> .  Specify <i>with door left</i> and select finish color number. Specify <i>with door right</i> and select finish color number.
<b>Configurations for 24"D</b>	<b>Case configuration: Open</b> <ul style="list-style-type: none"> <li>Open above / open below: No cost</li> </ul>	Specify <i>with open case</i> .
<b>Wood Veneer Door Fronts</b>	<ul style="list-style-type: none"> <li>Wood group 1: +\$260</li> <li>Customiz stain on wood veneer door: No cost</li> <li>Wood group 2: +\$288</li> <li>Wood group 3: +\$354</li> </ul>	Specify <i>with wood veneer</i> and indicate wood color number. Specify <i>with Customiz stain</i> . ▶ See <i>Surface Materials Reference Manual</i> . Specify <i>with wood veneer</i> and indicate wood color number. Specify <i>with wood veneer</i> and indicate wood color number.
<b>Lock and Keying</b> • Factory- and field-installed keying		▶ Page 432

Specification Information				
• Dimensions			• Style	• Base
D	W	H	Number	Price

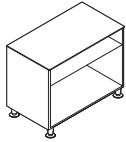
17"	18"	33"	<b>CQHP171833</b>	\$820
24"	18"	33"	<b>CQHP241833</b>	\$868





# Low Storage—1- and 1½-High

SIN 711.3




Standard Includes	Required to Specify
<ul style="list-style-type: none"> <li>• Low storage case without connect zone: paint price group 1</li> <li>• 1/2" top: paint to match case</li> <li>• Four adjustable leveling glides: 4799 Platinum</li> <li>• Pair of storage-to-beam tether brackets</li> <li>• Drawer liner on units with 6" drawer</li> <li>• Integral pull on units with drawer or inline slider</li> <li>• One hanging folder bar per file drawer</li> <li>• Central lock, keyed random: finish to default based on pull finish</li> </ul>	<ol style="list-style-type: none"> <li>1 Style number</li> <li>2 Case configuration</li> <li>3 Paint color number for case</li> <li>4 Color number for pulls, if drawer or inline slider selected:                         <ul style="list-style-type: none"> <li>4140 Arctic White Gloss</li> <li>4144 Black Gloss</li> <li>4799 Platinum</li> </ul> </li> <li>5 Options, if selected (see below)                         <ul style="list-style-type: none"> <li>▶ See <i>Surface Materials</i>, page 212.</li> </ul> </li> </ol>

*Tip: Specify multi-color paint finish option to get the interior or fronts a different paint finish than the case. ▶ See Multi-Color Paint Applications, page 222.*

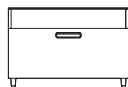
*Tip: Multi-color paint option cannot be combined with wood veneer drawer fronts option.*

Options	Price	Required to Specify
<b>Surface Materials</b> <b>Paint for 1-high and 1½-high storage</b> <ul style="list-style-type: none"> <li>• Paint price group 1 No cost</li> <li>• Paint price group 2 +\$ 59</li> <li>• Paint price group 3 +\$152</li> </ul>		Specify paint color number. Specify paint color number. Specify paint color number.
<b>Multi-color paint finishes</b> <ul style="list-style-type: none"> <li>• Multiple paint colors on case, interior, or fronts +\$152</li> </ul>		Specify paint color number. ▶ See <i>Surface Materials</i> , page 212.
<b>Configurations for 1-High</b> <b>Case configuration: Open</b> <ul style="list-style-type: none"> <li>• Open case No cost</li> </ul>		Specify with <i>open case</i> .
<b>Closed</b> <ul style="list-style-type: none"> <li>• Drawer +\$274</li> <li>• Inline slider +\$274</li> </ul>		Specify with <i>drawer</i> and select finish color number. Specify with <i>inline slider</i> and select finish color number.
<b>Configurations for 1½-High</b> <b>Case configuration: Open</b> <ul style="list-style-type: none"> <li>• Open above / open below No cost</li> </ul>		Specify with <i>open above / open below</i> .
<b>Combination</b> <ul style="list-style-type: none"> <li>• Open above / drawer below +\$274</li> <li>• Open above / inline slider below +\$274</li> <li>• Drawer above / open below +\$240</li> </ul>		Specify with <i>open above / drawer below</i> and select finish color number and pull finish. Specify with <i>open above / inline slider below</i> and select finish color number and pull finish. Specify with <i>drawer above / open below</i> and select finish color number and pull finish.
<b>Closed</b> <ul style="list-style-type: none"> <li>• Drawer above / drawer below +\$470</li> <li>• Drawer above / inline slider below +\$470</li> </ul>		Specify with <i>drawer above / drawer below</i> and select finish color number and pull finish. Specify with <i>drawer above / inline slider below</i> and select finish color number and pull finish.

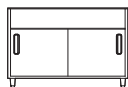
**Case Configurations for 1½-High Low Storage**



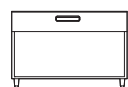
Open above/  
open below



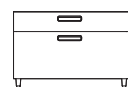
Open above/  
drawer below



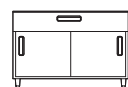
Open above/  
inline slider below



Drawer above/  
open below



Drawer above/  
drawer below



Drawer above/  
inline slider below

▶ Options, continued on next page

► Options, continued from previous page

	Options	Price	Required to Specify
<b>Tops</b>	<b>Wood veneer top</b>		
	• Wood group 1 veneer top	+\$624	Specify with <i>wood veneer</i> and indicate wood color number.
	• Wood group 2 veneer top	+\$671	Specify with <i>wood veneer</i> and indicate wood color number.
	• Wood group 3 veneer top	+\$788	Specify with <i>wood veneer</i> and indicate wood color number.
	• Customiz stain on wood veneer top	No cost	Specify with <i>Customiz stain</i> . ► See <i>Surface Materials Reference Manual</i> .
<b>Wood Veneer Drawer Fronts</b>	<b>Wood group 1</b>		
	• Box drawer only	+\$ 74	Specify with <i>wood veneer door front</i> .
	• File drawer only	+\$260	Specify with <i>wood veneer door front</i> .
	• Drawer above / drawer below configuration	+\$338	Specify with <i>wood veneer door fronts</i> .
	• Customiz stain on wood veneer drawer	No cost	Specify with <i>Customiz stain</i> . ► See <i>Surface Materials Reference Manual</i> .
	<b>Wood group 2</b>		
	• Box drawer only	+\$102	Specify with <i>wood veneer</i> and indicate wood color number.
	• File drawer only	+\$288	Specify with <i>wood veneer</i> and indicate wood color number.
	• Drawer above/drawer below configuration	+\$366	Specify with <i>wood veneer</i> and indicate wood color number.
	<b>Wood group 3</b>		
	• Box drawer only	+\$168	Specify with <i>wood veneer</i> and indicate wood color number.
	• File drawer only	+\$354	Specify with <i>wood veneer</i> and indicate wood color number.
• Drawer above/drawer below configuration	+\$432	Specify with <i>wood veneer</i> and indicate wood color number.	
<b>Drawer Interiors</b>	• Rails	+\$ 34	Specify with <i>rails</i> .
	• Divider package	+\$ 26	Specify with <i>divider package</i> .
<b>Connect Zone</b>	• Connect zone	+\$288	Specify with <i>connect zone</i> .
<b>Counterweights</b>	• Package 1 (30" and 48"W units)	+\$179	Specify with <i>counterweight</i> .
	• Package 2 (36" and 42"W units)	+\$240	Specify with <i>counterweight</i> .
<b>Clean Back</b>	• Clean back	No cost	Specify with <i>clean back</i> .
<b>Storage-to-Beam Tether Brackets</b>	• Omit brackets	–\$ 13	Specify with <i>standard back without tether brackets</i> .
<b>Keying</b>	• Factory- and field-installed keying		► Page 432
<b>Related Products</b>	• Counterweight packages		► Page 178
	• Worktools		► Page 186
	• Storage-to-beam tether brackets		► Page 179
	• Storage connect zone power and data		► Pages 197–198

Tip: When selecting drawer above / drawer below configuration, wood veneer drawer front finishes must be the same.

Tip: Connect zone is available on 1½-high storage only.

Tip: Clean back option is used when back of storage unit will be visible.

► Specification Information, on next page

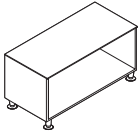
Low Storage—1- and 1½-High, continued

SIN 711.3

► Options, on previous page

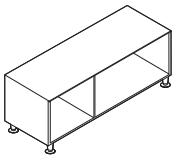
**Specification Information**

• Dimensions			• Counterweight	• Style	• Base
D	W	H	Package	Number	Price



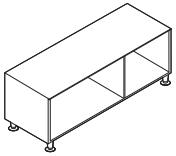
**1-High Low Storage**

17"	30"	18"	Package 1	<b>CQLS173018</b>	\$ 636
17"	36"	18"	Package 2	<b>CQLS173618</b>	\$ 754
17"	42"	18"	Package 2	<b>CQLS174218</b>	\$ 870



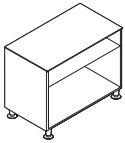
**1-High Low Storage with Opening on Left**

17"	48"	18"	Package 1	<b>CQLS174818L</b>	\$ 956
-----	-----	-----	-----------	--------------------	--------



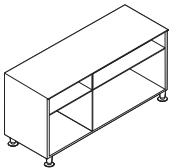
**1-High Low Storage with Opening on Right**

17"	48"	18"	Package 1	<b>CQLS174818R</b>	\$ 956
-----	-----	-----	-----------	--------------------	--------



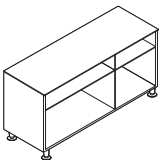
**1½-High Low Storage**

17"	30"	24"	Package 1	<b>CQLS173024</b>	\$ 727
17"	36"	24"	Package 2	<b>CQLS173624</b>	\$ 861
17"	42"	24"	Package 2	<b>CQLS174224</b>	\$ 994



**1½-High Low Storage with Opening on Left**

17"	48"	24"	Package 1	<b>CQLS174824L</b>	\$1201
-----	-----	-----	-----------	--------------------	--------



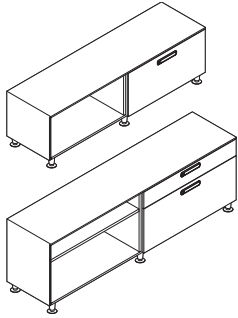
**1½-High Low Storage with Opening on Right**

17"	48"	24"	Package 1	<b>CQLS174824R</b>	\$1201
-----	-----	-----	-----------	--------------------	--------



# Low Storage—1- and 1½-High – 60"W and 72"W

SIN 711.2

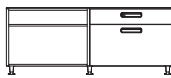


Tip: Specify multi-color paint finish option to get the interior or fronts a different paint finish than the case.  
 ▶ See Multi-Color Paint Applications, page 222.

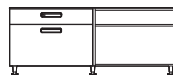
Tip: Multi-color paint option cannot be combined with wood veneer drawer fronts option.

Standard Includes	Required to Specify
<ul style="list-style-type: none"> <li>Low storage case without connect zone: paint price group 1</li> <li>½" top: paint to match case</li> <li>Five adjustable leveling glides: 4799 Platinum</li> <li>Pair of storage-to-beam tether brackets</li> <li>Drawer liner on units with 6" drawer</li> <li>Integral pull on units with drawer</li> <li>One hanging folder bar per file drawer</li> <li>Central lock, keyed random: finish to default based on pull finish</li> </ul>	<ol style="list-style-type: none"> <li>Style number</li> <li>Case configuration</li> <li>Paint color number for case</li> <li>Color number for pulls, if drawer or inline slider selected:                             <ul style="list-style-type: none"> <li>4140 Arctic White Gloss</li> <li>4144 Black Gloss</li> <li>4799 Platinum</li> </ul> </li> <li>Options, if selected (see below)</li> </ol> ▶ See <i>Surface Materials</i> , page 212.

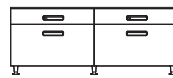
Options	Price	Required to Specify
<b>Surface Materials</b> <ul style="list-style-type: none"> <li>Paint price group 1</li> <li>Paint price group 2</li> <li>Paint price group 3</li> </ul>	<b>Paint for 1-high and 1½-high storage</b> No cost +\$ 59 +\$152	Specify paint color number. Specify paint color number. Specify paint color number.
<b>Configurations for 1-High</b> <ul style="list-style-type: none"> <li>Open left / drawer right</li> <li>Drawer left / open right</li> <li>Drawer left / drawer right</li> </ul>	<b>Multi-color paint finishes</b> +\$152  <b>Case configuration</b> No cost No cost +\$268	Specify paint color number. ▶ See <i>Surface Materials</i> , page 212.  Specify with <i>open left/drawer right</i> and select finish color number and pull finish. Specify with <i>drawer left/open right</i> and select finish color number and pull finish. Specify with <i>drawer left/drawer right</i> and select finish color number and pull finish.
<b>Configurations for 1½-High</b> <ul style="list-style-type: none"> <li>Open left / drawer right</li> <li>Drawer left / open right</li> <li>Drawer left / drawer right</li> </ul>	<b>Case configuration</b> No cost No cost +\$460	Specify with <i>open left/drawer right</i> and select finish color number and pull finish. Specify with <i>drawer left/open right</i> and select finish color number and pull finish. Specify with <i>drawer left/drawer right</i> and select finish color number and pull finish.



Open left/  
drawer right



Drawer left/  
open right



Drawer left/  
drawer right

Tip: When selecting no top option, two 30"W cushion tops can be used with a 60"W low storage unit or two 36"W cushion tops can be used with a 72"W low storage unit. Cushion top is ordered separately.  
 ▶ See page 177.

Tops	No top/Painted top	Wood veneer top	Required to Specify
	<ul style="list-style-type: none"> <li>No top (for use with a cushion top) –\$120</li> <li>Painted top left/no top right –\$ 60</li> <li>Painted top right/no top left –\$ 60</li> </ul>	<ul style="list-style-type: none"> <li>Wood group 1 veneer top +\$624</li> <li>Wood group 1 veneer top left/no top right +\$431</li> <li>Wood group 1 veneer top right/no top left +\$431</li> <li>Wood group 2 veneer top +\$671</li> <li>Wood group 3 veneer top +\$788</li> <li>Customiz stain on wood veneer top No cost</li> </ul>	Specify with <i>no top</i> .  Specify with <i>painted top left/no top right</i> . Specify with <i>painted top right/no top left</i> .  Specify with <i>wood veneer</i> and indicate wood color number. Specify with <i>wood veneer top left/no top right</i> and indicate wood color number. Specify with <i>wood veneer top right/no top left</i> and indicate wood color number. Specify with <i>wood veneer</i> and indicate wood color number. Specify with <i>wood veneer</i> and indicate wood color number. Specify with <i>Customiz stain</i> . ▶ See <i>Surface Materials Reference Manual</i> .

▶ Options, continued on next page

► Options, continued from previous page

	Options	Price	Required to Specify
<b>Wood Veneer Drawer Fronts</b>	<b>Wood group 1</b>		
	• 1-H drawer/open	+\$260	Specify with wood veneer drawer front.
	• 1-H drawer/drawer	+\$520	Specify with wood veneer drawer front.
	• 1½-H drawer/open	+\$338	Specify with wood veneer drawer front.
	• 1½-H drawer/drawer	+\$676	Specify with wood veneer drawer front.
	• Customiz stain on wood veneer drawer	No cost	Specify with Customiz stain. ► See Surface Materials Reference Manual.
	<b>Wood group 2</b>		
	• 1-H drawer/open	+\$288	Specify with wood veneer and indicate wood color number.
	• 1-H drawer/drawer	+\$548	Specify with wood veneer and indicate wood color number.
	• 1½-H drawer/open	+\$366	Specify with wood veneer and indicate wood color number.
	• 1½-H drawer/drawer	+\$704	Specify with wood veneer and indicate wood color number.
	<b>Wood group 3</b>		
	• 1-H drawer/open	+\$354	Specify with wood veneer and indicate wood color number.
	• 1-H drawer/drawer	+\$614	Specify with wood veneer and indicate wood color number.
	• 1½-H drawer/open	+\$432	Specify with wood veneer and indicate wood color number.
• 1½-H drawer/drawer	+\$770	Specify with wood veneer and indicate wood color number.	
<b>Drawer Interiors</b>	• Rails	+\$ 34	Specify with rails.
	• Divider package	+\$ 26	Specify with divider package.
<b>Connect Zone</b>	• Connect zone	+\$576	Specify with connect zone.
<b>Counterweights</b>	• Package 1 for drawer/open, 60" units	+\$179	Specify with counterweights.
	• Package 1 for drawer/drawer, 60" units	+\$358	Specify with counterweights.
	• Package 2 for drawer/open, 72" units	+\$240	Specify with counterweights.
	• Package 2 for drawer/drawer, 72" units	+\$480	Specify with counterweights.
<b>Clean Back</b>	• Clean back	No cost	Specify with clean back.
<b>Storage-to-Beam Tether Brackets</b>	• Omit brackets	-\$ 13	Specify with standard back without tether brackets.
<b>Keying</b>	• Factory- and field-installed keying		► Page 432
<b>Related Products</b>	• Cushion top		► Page 177
	• Counterweight packages		► Page 178
	• Storage-to-beam tether brackets		► Page 179
	• Worktools		► Page 186
	• Storage connect zone power and data		► Page 197

Tip: When selecting drawer left / drawer right configuration, wood veneer drawer front finishes must be the same.

Tip: Connect zone is available on 1½-High storage only.

Tip: Clean back option is used when back of storage unit will be visible.

► Specification Information, on next page

Low Storage—1- and 1½-High – 60"W and 72"W, continued

SIN 711.2

► Options, on previous page

**Specification Information**

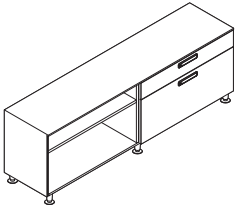
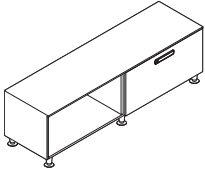
• Dimensions			• Counterweight	• Style	• Base
D	W	H	Package	Number	Price

**1-High Low Storage**

17"	60"	18"	Package 1	<b>CQLS176018</b>	\$1361
17"	72"	18"	Package 2	<b>CQLS177218</b>	\$1573

**1½-High Low Storage**

17"	60"	24"	Package 1	<b>CQLS176024</b>	\$1696
17"	72"	24"	Package 2	<b>CQLS177224</b>	\$1935






# Cushion Tops

For 1- and 1½-High Low Storage

SIN 711.2



Standard Includes	Required to Specify
-------------------	---------------------

- Cushion top: fabric
- Attachment hardware

- 1 Style number
  - 2 Fabric color number
  - 3 Options, if selected (see below)
- ▶ See *Surface Materials*, page 212.

Options	Price	Required to Specify
---------	-------	---------------------

**Surface Materials**

**Upholstery**

- Fabric price group 1 No cost
- Fabric price group 2 +\$ 10
- Fabric price group 3 +\$ 40
- Fabric price group 4 +\$ 49
- Fabric price group 5 +\$ 62
- Fabric price group 6 +\$ 87
- Fabric price group 7 +\$106
- Fabric price group 8 +\$153
- Fabric price group 9 +\$196
- Fabric price group 10 +\$238
- Elmosoft leather price group +\$610
- Select Surfaces Leather price group 1 +\$610
- Leather price group +\$705
- Select Surfaces Leather price group 2 +\$705
- Customer's Own Material (COM)/ Customer's Own Leather (COL) +\$ 16

- Specify fabric color number.  
Specify fabric color number.  
Specify fabric color number.  
Specify fabric color number.  
Specify fabric color number.  
Specify fabric color number.  
Specify fabric color number.  
Specify fabric color number.  
Specify fabric color number.  
Specify fabric color number.  
Specify Elmosoft leather color number.  
▶ See *Surface Materials Reference Manual*.
- Specify leather color number.  
▶ See *Surface Materials Reference Manual*.
- ▶ See *Surface Materials Reference Manual*.

**Related Products**

- Low Storage–1- and 1½-High

▶ Page 170

**Specification Information**

• Dimensions			• Style	• Base
D	W	H	Number	Price

**Cushion Tops**

12"	30"	1½"	<b>CQCU1230</b>	\$488
12"	36"	1½"	<b>CQCU1236</b>	\$574
12"	42"	1½"	<b>CQCU1242</b>	\$660
12"	48"	1½"	<b>CQCU1248</b>	\$759
17"	30"	1½"	<b>CQCU1730</b>	\$488
17"	36"	1½"	<b>CQCU1736</b>	\$574
17"	42"	1½"	<b>CQCU1742</b>	\$660
17"	48"	1½"	<b>CQCU1748</b>	\$759

Tip: 12"D cushion tops are for use with a connect zone.


Tip: 30"W cushion tops can be used with 60"W low storage unit. 36"W cushion tops can be used with 72"W low storage unit.

# Storage Accessories

SIN 711.3

## Rails

For Use with File Drawers



Standard Includes	Required to Specify
<ul style="list-style-type: none"> <li>• Package of two rails: black</li> </ul>	Style number

Specification Information		
• Width	• Style Number	• Price
17"	<b>CQLR</b>	\$33

## Divider Package

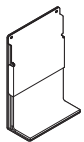
For Use with File Drawers



Standard Includes	Required to Specify
<ul style="list-style-type: none"> <li>• Carton of three dividers: black</li> </ul>	Style number

Specification Information				
• Dimensions			• Style Number	• Price
D	W	H		
11 <sup>7</sup> / <sub>8</sub> "	1/16"	6 <sup>1</sup> / <sub>4</sub> "	<b>CQLD</b>	\$27

## Counterweight Package

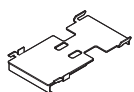


Tip: Package 1 is for use with 30"W and 48"W low storage. Package 2 is for use with 36"W and 42"W low storage.

Standard Includes	Required to Specify
<ul style="list-style-type: none"> <li>• Counterweight: black</li> <li>• Attachment hardware</li> </ul>	Style number

Specification Information		
• Package Number	• Style Number	• Price
Package 1	<b>CQLC1</b>	\$179
Package 2	<b>CQLC2</b>	\$240

## Low Storage Ganging Bracket



Tip: For use with 1- and 1½-high low storage for visual alignment.

Standard Includes		Required to Specify
<ul style="list-style-type: none"> <li>Two piece ganging bracket: black</li> <li>Attachment hardware</li> </ul>		Style number
Specification Information		
Style Number	Price	
CQLG	\$19	

## Low Storage-to-Beam Tether Brackets



Standard Includes		Required to Specify
<ul style="list-style-type: none"> <li>Pair of brackets: black</li> <li>Attachment hardware</li> </ul>		Style number
Specification Information		
Style Number	Price	
CQLT	\$14	

# Tower

SIN 711.3

Standard Includes	Required to Specify
<ul style="list-style-type: none"> <li>• Tower case: paint price group 1</li> <li>• 1/2" top: paint to match case</li> <li>• Integral pull on door and drawers: paint</li> <li>• Four adjustable leveling glides: 4799 Platinum</li> <li>• One rail per file drawer</li> <li>• Drawer liner</li> <li>• Lock for drawers and lock for door, keyed random: finish to default based on pull finish</li> </ul>	<ol style="list-style-type: none"> <li>1 Style number</li> <li>2 Paint color number for case</li> <li>3 Color number for pulls:                         <ul style="list-style-type: none"> <li>4140 Arctic White Gloss</li> <li>4144 Black Gloss</li> <li>4799 Platinum</li> </ul> </li> <li>4 Options, if selected (see below)                         <ul style="list-style-type: none"> <li>▶ See <i>Surface Materials</i>, page 212.</li> </ul> </li> </ol>

Options	Price	Required to Specify
<b>Surface Materials</b> <ul style="list-style-type: none"> <li>• Paint price group 1</li> <li>• Paint price group 2</li> <li>• Paint price group 3</li> </ul>	<ul style="list-style-type: none"> <li>No cost</li> <li>+\$ 59</li> <li>+\$152</li> </ul>	<ul style="list-style-type: none"> <li>Specify paint color number.</li> <li>Specify paint color number.</li> <li>Specify paint color number.</li> </ul>
<b>Multi-color paint finishes</b> <ul style="list-style-type: none"> <li>• Multiple paint colors on case, interior, or fronts</li> </ul>	<ul style="list-style-type: none"> <li>+\$152</li> </ul>	<ul style="list-style-type: none"> <li>Specify paint color number.</li> <li>▶ See <i>Multi-Color Paint Applications</i>, page 222.</li> </ul>
<b>Tops</b> <ul style="list-style-type: none"> <li>• Wood group 1 veneer top</li> <li>• Wood group 2 veneer top</li> <li>• Wood group 3 veneer top</li> <li>• Customiz stain on wood veneer top</li> </ul>	<ul style="list-style-type: none"> <li>+\$431</li> <li>+\$459</li> <li>+\$525</li> <li>No cost</li> </ul>	<ul style="list-style-type: none"> <li>Specify wood color number.</li> <li>Specify wood color number.</li> <li>Specify wood color number.</li> <li>Specify with <i>Customiz stain</i>.</li> <li>▶ See <i>Surface Materials Reference Manual</i>.</li> </ul>
<b>Wood Veneer Door and Drawer Fronts</b> <ul style="list-style-type: none"> <li>• Wood group 1 door and drawers</li> <li>• Customiz stain on wood veneer fronts</li> <li>• Wood group 2 door and drawers</li> <li>• Wood group 3 door and drawers</li> </ul>	<ul style="list-style-type: none"> <li>+\$412</li> <li>No cost</li> <li>+\$440</li> <li>+\$506</li> </ul>	<ul style="list-style-type: none"> <li>Specify wood color number.</li> <li>Specify with <i>Customiz stain</i>.</li> <li>▶ See <i>Surface Materials Reference Manual</i>.</li> <li>Specify wood color number.</li> <li>Specify wood color number.</li> </ul>
<b>Keying</b> <ul style="list-style-type: none"> <li>• Factory- and field-installed keying</li> </ul>		<ul style="list-style-type: none"> <li>▶ Page 432</li> </ul>
<b>Related Products</b> <ul style="list-style-type: none"> <li>• Rails</li> </ul>		<ul style="list-style-type: none"> <li>▶ Page 181</li> </ul>

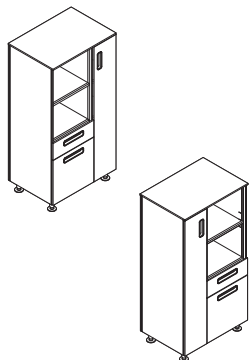
Tip: Specify multi-color paint finish option to get the interior a different paint finish than the case.

### Specification Information

• Dimensions			• Style	• Base
D	W	H	Number	Price

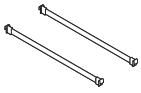
Tower - Right				
17"	24"	48"	<b>CQTW172448R</b>	\$2757
:	:	:	:	:

Tower - Left				
17"	24"	48"	<b>CQTW172448L</b>	\$2757
:	:	:	:	:



# Rails For Towers

SIN 711.3



Standard Includes	Required to Specify
<ul style="list-style-type: none"> <li>Package of two rails: black only</li> </ul>	Style number

### Specification Information

Width	Style Number	Price
12"	<b>RXADRL15</b>	\$24



# Fixed Personal/Modesty Screens

SIN 711.2

Standard Includes	Required to Specify
-------------------	---------------------

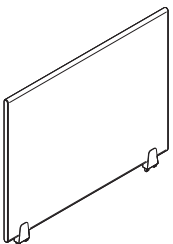
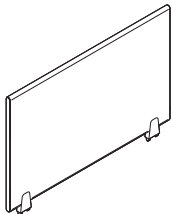
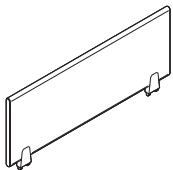
- Personal/modesty screens: fabric price group 1
- Brackets: 4799 Platinum

- 1 Style number
  - 2 Fabric color number for screen
  - 3 Options, if selected (see below)
- ▶ See *Surface Materials*, page 212.

Surface Materials	Options	Price			Required to Specify
	Fabric	12"H	19 1/2"H	24"H	

<b>Surface Materials</b>	<ul style="list-style-type: none"> <li>• Fabric price group 1</li> <li>• Fabric price group 2</li> <li>• Fabric price group 3</li> <li>• Fabric price group 4</li> <li>• Customer's Own Material (COM)</li> </ul>	No cost +\$25 +\$66 +\$85 +\$16	No cost +\$ 34 +\$ 89 +\$114 +\$ 16	No cost +\$ 40 +\$114 +\$139 +\$ 16	Specify fabric color number. Specify fabric color number. Specify fabric color number. Specify fabric color number. ▶ See <i>Surface Materials Reference Manual</i> .
--------------------------	---	---	---	---	---

*Tip: When using COM fabric, it is recommended that non-patterned fabric be used to provide a consistent visual between adjacent screens, and from one side to the other.*



*Tip: 19 1/2"H and 24"H screens are not intended for use in the modesty position when used with a height-adjustable desk.*

### Specification Information

Width	Style Number	Base Price
-------	--------------	------------

#### 12"H Screens

30"	<b>CQSF3012</b>	\$166
36"	<b>CQSF3612</b>	\$194
42"	<b>CQSF4212</b>	\$219
48"	<b>CQSF4812</b>	\$247

#### 19 1/2"H Screens

30"	<b>CQSF3019</b>	\$256
36"	<b>CQSF3619</b>	\$284
42"	<b>CQSF4219</b>	\$311
48"	<b>CQSF4819</b>	\$337

#### 24"H Screens

30"	<b>CQSF3024</b>	\$345
36"	<b>CQSF3624</b>	\$374
42"	<b>CQSF4224</b>	\$400
48"	<b>CQSF4824</b>	\$427

# Centered Screens

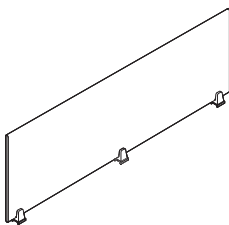
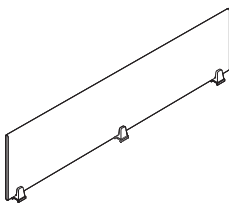
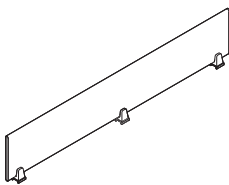
**SIN 711.2**

*Tip: Centered screens can be attached to the beam, back-to-back desks, or back-to-back 1 1/2-high low storage with a connect zone. In back-to-back applications, a back-to-back spacer must be used to create a 1" space between the rails.*

*Tip: Screens mounted to back-to-back desks must be at least 12" narrower than desks.*

*Tip: When using COM fabric, it is recommended that non-patterned fabric be used to provide a consistent visual between adjacent screens.*

*Tip: Screens 36"W to 48"W come with two brackets and screens 60"W and 72"W come with three brackets.*



Standard Includes				Required to Specify	
<ul style="list-style-type: none"> <li>Screen: panel fabric price group 1</li> <li>Brackets: 4799 Platinum</li> </ul>				1 Style number 2 Fabric color number for screen, if selected 3 Options, if selected (see below) ▶ See <i>Surface Materials</i> , page 212.	
Options		Price			Required to Specify
Surface Materials	Fabric	12"H	19 1/2"H	24"H	
	<ul style="list-style-type: none"> <li>Fabric price group 1</li> <li>Fabric price group 2</li> <li>Fabric price group 3</li> <li>Fabric price group 4</li> <li>Customer's Own Material (COM)</li> </ul>	No cost	No cost	No cost	Specify fabric color number.
		+\$25	+\$ 34	+\$ 40	Specify fabric color number.
		+\$66	+\$ 89	+\$114	Specify fabric color number.
		+\$85	+\$114	+\$139	Specify fabric color number.
		+\$16	+\$ 16	+\$ 16	▶ See <i>Surface Materials Reference Manual</i> .
		Frosted glass (12"H and 19 1/2"H)			
		<ul style="list-style-type: none"> <li>Frosted glass</li> </ul> Prices below			Specify with 6530 Frosted glass.
Related Products	<ul style="list-style-type: none"> <li>Center screen custom insert kit</li> </ul>				▶ Page 184

Specification Information			
Width	Style Number	Base Price	Options (Add \$ to Base Price)
:	:	:	Frosted Glass
:	:	:	:

12"H Screens			
36"	<b>CQSC3612</b>	\$309	+\$133
42"	<b>CQSC4212</b>	\$327	+\$171
48"	<b>CQSC4812</b>	\$343	+\$197
60"	<b>CQSC6012</b>	\$381	+\$277
72"	<b>CQSC7212</b>	\$417	+\$355
:	:	:	:

19 1/2"H Screens			
36"	<b>CQSC3619</b>	\$434	+\$288
42"	<b>CQSC4219</b>	\$452	+\$336
48"	<b>CQSC4819</b>	\$472	+\$417
60"	<b>CQSC6019</b>	\$506	+\$474
72"	<b>CQSC7219</b>	\$542	+\$554
:	:	:	:

24"H Screens			
36"	<b>CQSC3624</b>	\$560	N.A.
42"	<b>CQSC4224</b>	\$580	N.A.
48"	<b>CQSC4824</b>	\$597	N.A.
60"	<b>CQSC6024</b>	\$632	N.A.
72"	<b>CQSC7224</b>	\$668	N.A.
:	:	:	:

# Centered Screen Custom Insert Kits and Aligners

SIN 711.2

## Centered Screen Custom Insert Kits

Standard Includes	Required to Specify
<ul style="list-style-type: none"> <li>• Brackets: 4799 Platinum</li> <li>• Plastic adapter for 1/4" screen</li> <li>• Plastic adapter for 3/8" screen</li> <li>• Plastic adapter for 1/2" screen</li> <li>• Plastic adapter for fabric infill screen</li> <li>• Attachment hardware</li> </ul>	Style number

### Specification Information

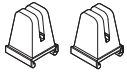
Style Number	Price

### Two Brackets

<b>CQSK2</b>	\$117
--------------	-------

### Three Brackets

<b>CQSK3</b>	\$135
--------------	-------



*Tip: CQSK2 is for use on screens up to 48"W. CQSK3 is for use with screens wider than 48"W.*

*Tip: To order a fusion screen, contact your Designtex representative.*

*Tip: These kits are available to accommodate additional materials for the centered screen. Infills can be 18 1/2"H or less.*

*Tip: Custom insert kit can accommodate inserts that are 1/4", 3/8", or 1/2" thick.*

## Aligners

Standard Includes	Required to Specify
<ul style="list-style-type: none"> <li>• Aligner, package of 10: translucent plastic</li> </ul>	Style number

### Specification Information

Style Number	Price

<b>CQAS</b>	\$23
-------------	------



*Tip: Aligners are for use with fabric screens only.*



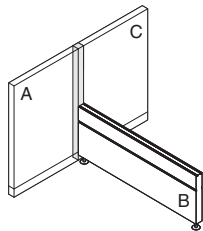
# Answer to c:scape T Junctions—Thin Trim

SIN 711.2

Standard Includes	Required to Specify
<ul style="list-style-type: none"> <li>• Junction</li> <li>• Inside corner light seals</li> <li>• Trim and junction cap: paint price group 1</li> <li>• Aligners</li> </ul>	<ul style="list-style-type: none"> <li>1 Style number</li> <li>2 Paint color number for trim and junction cap</li> <li>3 Options, if selected (see below)</li> <li>▶ See <i>Surface Materials</i>, page 212.</li> </ul>

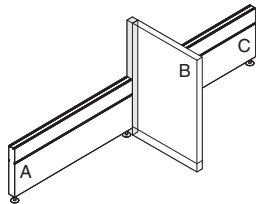
Options	Price	Required to Specify
<b>Surface Materials</b> <ul style="list-style-type: none"> <li>• <b>Trim</b></li> <li>• Paint price group 1</li> <li>• Paint price group 2</li> <li>• Paint price group 3</li> </ul>	<ul style="list-style-type: none"> <li>No cost</li> <li>+\$11</li> <li>+\$23</li> </ul>	<ul style="list-style-type: none"> <li>Specify paint color number.</li> <li>Specify paint color number.</li> <li>Specify paint color number.</li> </ul>
<b>Bracket</b> <ul style="list-style-type: none"> <li>• Desk-to-panel bracket</li> </ul>	<ul style="list-style-type: none"> <li>+\$36</li> </ul>	<ul style="list-style-type: none"> <li>Specify <i>with desk-to-panel bracket</i>.</li> </ul>

Specification Information		
Corresponding Panel Height	Style Number	Base Price
A    B    C	:	:



### For Two Panels and One Beam

30"	24"	30"	<b>TS7323TCTJCQ</b>	\$481
42"	24"	42"	<b>TS7424TCTJCQ</b>	\$481
48"	24"	48"	<b>TS7828TCTJCQ</b>	\$481
54"	24"	54"	<b>TS7525TCTJCQ</b>	\$481



### For Two Beams and One Panel

24"	30"	24"	<b>TS7232TCTJCQ</b>	\$481
24"	42"	24"	<b>TS7242TCTJCQ</b>	\$481
24"	48"	24"	<b>TS7282TCTJCQ</b>	\$481
24"	54"	24"	<b>TS7252TCTJCQ</b>	\$481

# Worktools

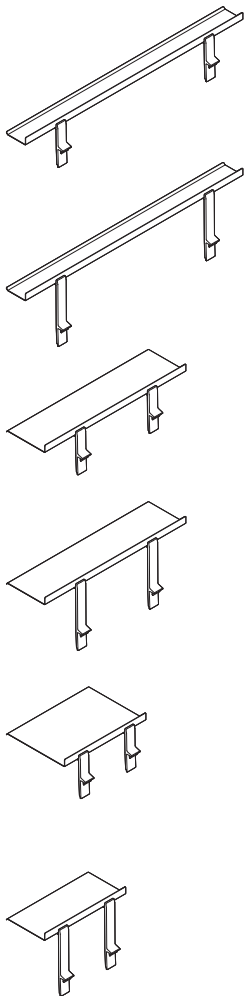
SIN 711.2

## SOTO Shelves

*Tip: All SOTO shelves allow for 2 7/8" or 6" between work-surface and bottom of shelf.*

*Tip: The colors for plastic end caps, brackets, and stanchions are defaulted by shelf color.*

▶ See *Worktools Specification Guide* for default paint matrix.



**Products on this page are the SOTO collection by Steelcase worktools.** They are included here to simplify your planning. They are ordered through Steelcase worktools electronic catalog (SGC).

Standard Includes	Required to Specify
<ul style="list-style-type: none"> <li>Shelf: paint</li> <li>Plastic end caps, brackets, and stanchions: colors are defaulted by shelf color</li> </ul>	<ul style="list-style-type: none"> <li>1 Style number</li> <li>2 Paint color number for shelf:                             <ul style="list-style-type: none"> <li>4231 Arctic White</li> <li>4799 Platinum Metallic</li> </ul> </li> </ul>

### Specification Information

Dimensions			Weight	Style Number	Price
D	W	H			

#### 36"W Standard Shelf

3 1/2"	36"	6 9/10"	3.9 lb	<b>DSSA363</b>	\$148
:	:	:	:	:	:

#### 36"W High Shelf

3 1/2"	36"	10"	4.2 lb	<b>DSSA363H</b>	\$153
:	:	:	:	:	:

#### 24"W Standard Shelves

6 3/4"	24"	6 9/10"	4.9 lb	<b>DSSA246</b>	\$153
10 1/4"	24"	6 9/10"	6.4 lb	<b>DSSA2410</b>	\$163
:	:	:	:	:	:

#### 24"W High Shelves

6 3/4"	24"	10"	5.3 lb	<b>DSSA246H</b>	\$158
10 1/4"	24"	10"	6.7 lb	<b>DSSA2410H</b>	\$168
:	:	:	:	:	:

#### 14"W Standard Shelves

3 1/2"	14"	6 9/10"	2.2 lb	<b>DSSA143</b>	\$141
6 3/4"	14"	6 9/10"	3.6 lb	<b>DSSA146</b>	\$148
10 1/4"	14"	6 9/10"	4.4 lb	<b>DSSA1410</b>	\$158
:	:	:	:	:	:

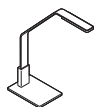
#### 14"W High Shelves

3 1/2"	14"	10"	2.5 lb	<b>DSSA143H</b>	\$148
6 3/4"	14"	10"	3.9 lb	<b>DSSA146H</b>	\$153
10 1/4"	14"	10"	4.7 lb	<b>DSSA1410H</b>	\$163
:	:	:	:	:	:

## LED Task Lights

*Tip: Rail-mounted bracket of SOTO LED task light may occupy the same space as a SOTO 3 1/2", 6 3/4", and 10 1/4" shelf extending over the shelf itself.*

*Tip: 90° mini extension cord can be used with Ology bench, FrameOne, or where power receptacles are located in confined spaces. ▶ See Worktools Specification Guide.*



Standard Includes	Required to Specify
-------------------	---------------------

- Task light and mounting bracket: paint
- 4.8-watt LED 3500K
- 9' low voltage modular cord: black plastic only

- 1 Style number
- 2 Paint color number for light:
  - 4231 Arctic White
  - 4710 Low Gloss Black
  - 4799 Platinum

Specification Information					
• Dimensions			• Weight	• Style	• Price
D	W	H		Number	

D	W	H	Weight	Style Number	Price
---	---	---	--------	--------------	-------

### Rail-Mounted

12 3/4"	1 1/2"	14 1/4"	0.6 lb	<b>DSLEDR</b>	\$302
---------	--------	---------	--------	---------------	-------

### Freestanding

12 3/4"	4 1/4"	14 3/4"	2.2 lb	<b>DSLEDF</b>	\$329
---------	--------	---------	--------	---------------	-------

**Products on this page are the SOTO collection by Steelcase worktools.** They are included here to simplify your planning. They are ordered through Steelcase worktools electronic catalog (SGC).

Worktools, continued

SIN 711.2

**SOTO Tool Box**



Tip: Tool box contains removable semi-opaque insert to separate pens from sticky notes.

Standard Includes	Required to Specify
-------------------	---------------------

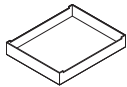
- Tool box: plastic

- 1 Style number
- 2 Plastic color number for tool box:
  - 6009 Arctic White
  - 6302 Baltic
  - 6338 Chili
  - 6527 Merle
  - 6BE2 Light Peacock
  - 6BE3 Cotton Candy

Specification Information				
• Dimensions			• Style	• Price
D	W	H	Number	

3 1/2"	3 1/4"	3 1/2"	<b>DSTB</b>	\$34
..	..	..	..	..

**SOTO Pile Box**



Standard Includes	Required to Specify
-------------------	---------------------

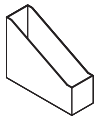
- Pile box: plastic

- 1 Style number
- 2 Plastic color number for pile box:
  - 6009 Arctic White
  - 6302 Baltic
  - 6338 Chili
  - 6527 Merle
  - 6BE2 Light Peacock
  - 6BE3 Cotton Candy

Specification Information				
• Dimensions			• Style	• Price
D	W	H	Number	

9 7/8"	12 1/4"	2"	<b>DSSPB</b>	\$39
..	..	..	..	..

**SOTO Diagonal File Box**



Standard Includes	Required to Specify
-------------------	---------------------

- Diagonal file box: plastic

- 1 Style number
- 2 Plastic color number for file box:
  - 6009 Arctic White
  - 6302 Baltic
  - 6338 Chili
  - 6527 Merle
  - 6BE2 Light Peacock
  - 6BE3 Cotton Candy

Specification Information				
• Dimensions			• Style	• Price
D	W	H	Number	

12 1/4"	4"	9 7/8"	<b>DSDFB</b>	\$39
..	..	..	..	..

**Products on this page are the SOTO collection by Steelcase worktools.** They are included here to simplify your planning. They are ordered through Steelcase worktools electronic catalog (SGC).

### SOTO Personal Box



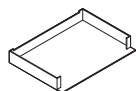
Standard Includes	Required to Specify
-------------------	---------------------

- |   |   |
|---|---|
| Standard Includes   | Required to Specify   |
| <ul style="list-style-type: none"> <li>Personal box: plastic</li> </ul> | <ol style="list-style-type: none"> <li>Style number</li> <li>Plastic color number for personal box:                             <ul style="list-style-type: none"> <li>6009 Arctic White</li> <li>6302 Baltic</li> <li>6338 Chili</li> <li>6527 Merle</li> <li>6BE2 Light Peacock</li> <li>6BE3 Cotton Candy</li> </ul> </li> </ol> |

Specification Information				
Dimensions			Style Number	Price
D	W	H	Number	

9"	9"	2"	<b>DSPB</b>	\$34
----	----	----	-------------	------

### SOTO Landscape Letter Box



Standard Includes	Required to Specify
-------------------	---------------------

- |   |   |
|---|---|
| Standard Includes   | Required to Specify   |
| <ul style="list-style-type: none"> <li>Landscape letter box: plastic</li> </ul> | <ol style="list-style-type: none"> <li>Style number</li> <li>Plastic color number for letter box:                             <ul style="list-style-type: none"> <li>6009 Arctic White</li> <li>6302 Baltic</li> <li>6338 Chili</li> <li>6527 Merle</li> <li>6BE2 Light Peacock</li> <li>6BE3 Cotton Candy</li> </ul> </li> </ol> |

Specification Information				
Dimensions			Style Number	Price
D	W	H	Number	

97/8"	133/4"	2"	<b>DSLLB</b>	\$39
-------	--------	----	--------------	------

### SOTO Utility Box



Standard Includes	Required to Specify
-------------------	---------------------

- |  |  |
|--|--|
| Standard Includes  | Required to Specify  |
| <ul style="list-style-type: none"> <li>Utility box: plastic</li> </ul> | <ol style="list-style-type: none"> <li>Style number</li> <li>Plastic color number for utility box:                             <ul style="list-style-type: none"> <li>6009 Arctic White</li> <li>6302 Baltic</li> <li>6338 Chili</li> <li>6527 Merle</li> <li>6BE2 Light Peacock</li> <li>6BE3 Cotton Candy</li> </ul> </li> </ol> |

Specification Information				
Dimensions			Style Number	Price
D	W	H	Number	

37/8"	9"	1 1/4"	<b>DSUB</b>	\$34
-------	----	--------	-------------	------

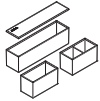
**Products on this page are the SOTO collection by Steelcase worktools.**

They are included here to simplify your planning. They are ordered through Steelcase worktools electronic catalog (SGC).

Worktools, continued

SIN 711.2

**SOTO Storage Boxes, Set of Three**



Tip: The storage box set fits inside the personal box.

Tip: The box dimensions are:

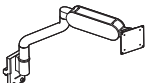
- Open rectangle box with or without divider 2<sup>1</sup>/<sub>8</sub>"D x 4<sup>1</sup>/<sub>4</sub>"W x 2<sup>3</sup>/<sub>8</sub>"H
- Long rectangle box with lid 2<sup>1</sup>/<sub>8</sub>"D x 8<sup>5</sup>/<sub>8</sub>"W x 2<sup>3</sup>/<sub>8</sub>"H

Standard Includes	Required to Specify
<ul style="list-style-type: none"> <li>• Set of three storage boxes: semi-opaque boxes with white cover</li> </ul>	Style number

**Specification Information**

Style Number	Price
<b>DSSB</b>	\$39

**FYI Monitor Arm with c:scape Mounting Brackets**



Tip: FYI flat panel arm support is for use with monitors 5 to 20 lb.

Tip: FYI flat panel monitor arms should only be mounted to c:scape desks that are tethered to either the beam, another desk, or 1<sup>1</sup>/<sub>2</sub>-High low storage with a connect zone.

Tip: The colors for upper arm and cable cover are defaulted by monitor arm.

► See *Worktools Specification Guide* for paint matrix.

Standard Includes	Required to Specify
<ul style="list-style-type: none"> <li>• Monitor arm: paint</li> <li>• 75 mm/100 mm VESA plate</li> <li>• Mounting bracket</li> <li>• Upper arm and cable cover: color defaulted by monitor arm color</li> </ul>	1 Style number 2 Paint color number for monitor arm: 4231 Arctic White 4710 Low Gloss Black 4799 Platinum Metallic

**Specification Information**

Dimensions W H	Style Number	Price
<b>Single Arm</b>		

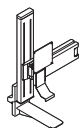
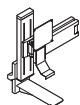
14"	15"	<b>DFPASINGLECS</b>	\$436
-----	-----	---------------------	-------

**Products on this page are the SOTO collection by Steelcase worktools.** They are included here to simplify your planning. They are ordered through Steelcase worktools electronic catalog (SGC).

## Eyesite Single Display Support with c:scape Mounting Brackets

Tip: Eyesite single display support is for use with monitors up to 20 lb.

Tip: For large monitor screens (20"+), order standard columns. For small monitor screens (17"-19"), order extended columns.



Standard Includes	Required to Specify
-------------------	---------------------

- Monitor arm: 4799 Platinum Metallic
- Mounting bracket: 4799 Platinum Metallic

Style number

Specification Information				
• Dimensions			• Style	• Price
D	W	H	Number	

### 12"H Standard Crank Adjustment Column

6 <sup>5</sup> / <sub>8</sub> "	11 <sup>5</sup> / <sub>8</sub> "	15 <sup>1</sup> / <sub>2</sub> "	<b>FPAC1CS</b>	\$426
---------------------------------	----------------------------------	----------------------------------	----------------	-------

### 18"H Extended Crank Adjustment Column

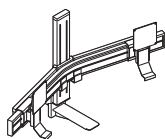
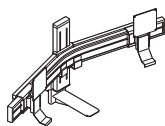
6 <sup>5</sup> / <sub>8</sub> "	11 <sup>5</sup> / <sub>8</sub> "	20"	<b>FPAEC1CS</b>	\$481
---------------------------------	----------------------------------	-----	-----------------	-------

## Eyesite Dual Display Support with c:scape Mounting Brackets

Tip: Eyesite dual display support is for use with two monitors up to 27" or less screens and up to 20 lb each. 27" monitors should be use with extended 18" column assemblies or taller.

Tip: Eyesite arms should only be mounted to c:scape desks that are tethered to either the beam, another desk, or 1½-High low storage with a connect zone.

Tip: Monitor cables that connect to the rear of the monitor near the VESA plate will not fit properly on the Eyesite monitor arm.



Standard Includes	Required to Specify
-------------------	---------------------

- Monitor arm: 4799 Platinum Metallic
- Mounting bracket: 4799 Platinum Metallic

1 Style number  
2 Options, if selected (see below)

Options	Price	Required to Specify
---------	-------	---------------------

<b>Bracket</b>	<ul style="list-style-type: none"> <li>• Without pivot</li> <li>• With pivot</li> </ul>	No cost +\$18	Specify <i>without pivot</i> . Specify <i>with pivot</i> .
----------------	---	------------------	---

Specification Information				
• Dimensions			• Style	• Base
D	W	H	Number	Price

### 12"H Standard Crank Adjustment Column

8 <sup>1</sup> / <sub>2</sub> "	31"	15 <sup>1</sup> / <sub>2</sub> "	<b>FPAC2CS</b>	\$710
---------------------------------	-----	----------------------------------	----------------	-------

### 18"H Extended Crank Adjustment Column

8 <sup>1</sup> / <sub>2</sub> "	31"	20"	<b>FPAEC2CS</b>	\$765
---------------------------------	-----	-----	-----------------	-------

Worktools, continued

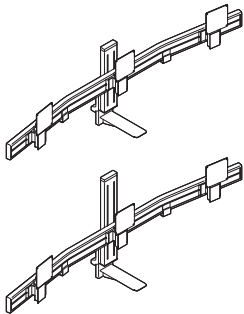
SIN 711.2

**Eyesite Fixed Triple Display Support with c:scape Mounting Brackets**

*Tip: Eyesite triple display support is for use with three monitors up to 24" screens and 15 lb each.*

*Tip: Eyesite arms should only be mounted to c:scape desks that are tethered to either the beam, another desk, or 1½-High low storage with a connect zone.*

*Tip: Monitor cables that connect to the rear of the monitor near the VESA plate will not fit properly on the Eyesite monitor arm.*



Standard Includes	Required to Specify
<ul style="list-style-type: none"> <li>• Monitor arm: 4799 Platinum</li> <li>• Mounting bracket: 4799 Platinum</li> </ul>	1 Style number 2 Options, if selected (see below)

Options	Price	Required to Specify
<b>Bracket</b> <ul style="list-style-type: none"> <li>• Without pivot</li> <li>• With pivot</li> </ul>	No cost +\$27	Specify <i>without pivot</i> . Specify <i>with pivot</i> .

**Specification Information**

Dimensions	Style	Base
D    W    H	Number	Price

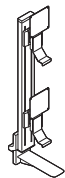
**12"H Standard Crank Adjustment Column with Triple Yoke and without Focal Adjustment**

77/8"	54½"	15½"	<b>FPAFC3CS</b>	\$765
-------	------	------	-----------------	-------

**18"H Extended Crank Adjustment Column with Triple Yoke and without Focal Adjustment**

77/8"	54½"	20"	<b>FPAFEC3CS</b>	\$820
-------	------	-----	------------------	-------

**Eyesite Static One-Over-One Display Support with c:scape Mounting Brackets**



*Tip: Eyesite static one-over-one display support is for use with two monitors up to 30" and 25 lb each.*

Standard Includes	Required to Specify
<ul style="list-style-type: none"> <li>• 26"H extended static column: 4799 Platinum</li> <li>• Mounting bracket: 4799 Platinum</li> </ul>	Style number

**Specification Information**

Dimensions	Style	Price
D    W    H	Number	

53/4"	41/8"	313/4"	<b>FPAS101CS</b>	\$475
-------	-------	--------	------------------	-------

**Products on this page are the SOTO collection by Steelcase worktools.** They are included here to simplify your planning. They are ordered through Steelcase worktools electronic catalog (SGC).

*Tip: Monitor cables that connect to the rear of the monitor near the VESA plate will not fit properly on the Eyesite extended static column.*

*Tip: Eyesite arms should only be mounted to c:scape desks that are tethered to either the beam, another desk, or 1½-High low storage with a connect zone.*



## Fixed Mount Vertical Processor Sling



*Tip: CPU must be at least 10"D and 3 1/2"W.*

*Tip: Fixed vertical processor sling supports CPUs with perimeters of 53" and 50 lb.*

*Tip: Fixed vertical processor sling requires 12" clearance under the worksurface.*

*Tip: Fixed vertical processor sling is mounted in a fixed position.*

Standard Includes	Required to Specify
• Vertical processor sling: 7207 Textured Black	Style number

### Specification Information

• Dimensions			• Style Number	• Price
D	W	H		
10 3/4"	3 3/4"	6"	<b>CPRSLFO</b>	\$125

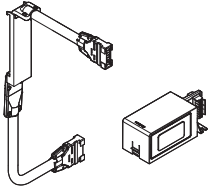


**Products on this page are the SOTO collection by Steelcase worktools.**  
 They are included here to simplify your planning.  
 They are ordered through Steelcase worktools electronic catalog (SGC).

# Desk Connect Zone

SIN 711.2


## Modular Powerkit–Desk Connect Zone



Tip: Receptacles are ordered separately.

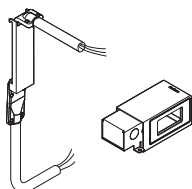
Standard Includes		Required to Specify	
<ul style="list-style-type: none"> <li>• Non-PVC power block: black</li> <li>• Faceplates: black</li> <li>• Non-PVC modular harness</li> </ul>		1 Style number 2 Power schematic 3 Options, if selected (see below)	
Options	Price	Required to Specify	
<b>Power Schematics</b>	<ul style="list-style-type: none"> <li>• 3+1 No cost</li> <li>• 2+2 No cost</li> <li>• 3SN No cost</li> </ul>	Specify with 3+1. Specify with 2+2. Specify with 3SN.	
<b>PVC</b>	<ul style="list-style-type: none"> <li>• PVC power block and modular harness -\$10</li> </ul>	Specify with PVC.	
Specification Information			
• Style Number	• Base Price		
• CQVPD	\$278		

## Power Strip–Desk Connect Zone



Standard Includes		Required to Specify	
<ul style="list-style-type: none"> <li>• Power strip with two duplex receptacles: black</li> <li>• Non-PVC 6' cord: black</li> </ul>		1 Style number 2 Options, if selected (see below)	
Options	Price	Required to Specify	
<b>Receptacles</b>	<ul style="list-style-type: none"> <li>• Two flexible receptacles +\$50</li> </ul>	Specify with flexible receptacles.	
<b>PVC</b>	<ul style="list-style-type: none"> <li>• PVC cord -\$10</li> </ul>	Specify with PVC.	
Specification Information			
• Style Number	• Base Price		
• CQVSD	\$223		

### Chicago/Hardwire Kit–Desk Connect Zone



Standard Includes		Required to Specify	
	<ul style="list-style-type: none"> <li>Junction box: black</li> <li>Faceplates: black</li> <li>Non-PVC hardwire harness with 8 wires</li> </ul>		1 Style number 2 Options, if selected (see below)
Options		Price	Required to Specify
<b>PVC</b>	<ul style="list-style-type: none"> <li>PVC hardwire harness</li> </ul>	-\$10	Specify <i>with PVC</i> .
Specification Information			
Style Number	Base Price		
<b>CQVCD</b>	\$232		

### Add-On Modular Power Block–Desk Connect Zone



Standard Includes		Required to Specify	
	<ul style="list-style-type: none"> <li>Non-PVC power block: black</li> <li>Faceplates: black</li> </ul>		1 Style number 2 Power schematic 3 Options, if selected (see below)
Options		Price	Required to Specify
<b>Power Schematics</b>	<ul style="list-style-type: none"> <li>3+1</li> <li>2+2</li> <li>3SN</li> </ul>	No cost	Specify <i>with 3+1</i> . Specify <i>with 2+2</i> . Specify <i>with 3SN</i> .
<b>PVC</b>	<ul style="list-style-type: none"> <li>PVC power block</li> </ul>	-\$10	Specify <i>with PVC</i> .
Specification Information			
Style Number	Base Price		
<b>CQVPA</b>	\$88		

Desk Connect Zone, continued

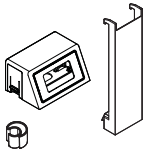
SIN 711.2

**Add-On Chicago/Hardwire Junction Kit–Desk Connect Zone**



Standard Includes		Required to Specify
<ul style="list-style-type: none"> <li>Junction box: black</li> <li>Faceplates: black</li> </ul>		Style number
Specification Information		
• Style Number	• Price	
CQVCA	\$92	

**Data Housing and Cover–Desk Connect Zone**



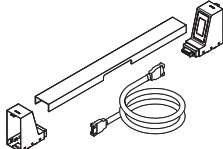
*Tip: Housing accepts both modular furniture and Nema size faceplates.*

Standard Includes		Required to Specify
<ul style="list-style-type: none"> <li>Data housing: black</li> <li>Cover: 4799 Platinum</li> <li>Clips: black</li> </ul>		Style number
Specification Information		
• Style Number	• Price	
CQVDD	\$72	

# Storage Connect Zone

SIN 711.2

## Modular Powerkit–Storage Connect Zone



Tip: Receptacles are ordered separately.

Tip: Storage width determines powerkit cover length.

Tip: 30"W and 36"W powerkits cannot be used in 60"W and 72"W storage units.

Standard Includes	Required to Specify
-------------------	---------------------

- Non-PVC power block: black
- Faceplates: black
- Non-PVC modular harness
- Data housing with filler: black
- Cover: black

- 1 Style number
- 2 Power schematic
- 3 Storage width
- 4 Options, if selected (see below)

Options	Price	Required to Specify
---------	-------	---------------------

**Power Schematics**

- 3+1 No cost
- 2+2 No cost
- 3SN No cost

- Specify with 3+1.  
Specify with 2+2.  
Specify with 3SN.

**PVC**

- PVC power block and modular harness -\$ 10

Specify with PVC.

**Storage Width**

- 30"W No cost
- 36"W No cost
- 42"W No cost
- 48"W No cost
- 60"W – 1 powerkit No cost
- 60"W – 2 powerkits +\$335
- 72"W – 1 powerkit No cost
- 72"W – 2 powerkits +\$335

- Specify with 30"W storage unit application.  
Specify with 36"W storage unit application.  
Specify with 42"W storage unit application.  
Specify with 48"W storage unit application.  
Specify with 60"W–1 powerkit storage unit application.  
Specify with 60"W– 2 powerkits storage unit application.  
Specify with 72"W–1 powerkit storage unit application.  
Specify with 72"W– 2 powerkits storage unit application.

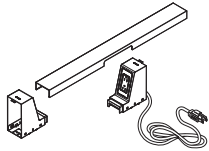
Specification Information	
Style Number	Base Price

CQVPS	\$335
-------	-------

Storage Connect Zone, continued

SIN 711.2

**Power Strip–Storage Connect Zone**



Tip: Storage width determines powerkit cover length.

Tip: 30"W and 36"W powerkits cannot be used in 60"W and 72"W storage units.

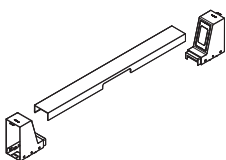
Standard Includes	Required to Specify
<ul style="list-style-type: none"> <li>• Power strip with one duplex receptacle: black</li> <li>• Non-PVC cord 6': black</li> <li>• Data housing with filler: black</li> <li>• Cover: black</li> </ul>	<ol style="list-style-type: none"> <li>1 Style number</li> <li>2 Storage width</li> <li>3 Options, if selected (see below)</li> </ol>

Options	Price	Required to Specify	
<b>Receptacle</b>	• One flexible receptacle	+\$ 25	Specify with flexible receptacle.
<b>PVC</b>	• PVC cord	–\$ 10	Specify with PVC.

Storage Width	Options	Price	Required to Specify
	• 30"W	No cost	Specify with 30"W storage unit application.
	• 36"W	No cost	Specify with 30"W storage unit application.
	• 42"W	No cost	Specify with 30"W storage unit application.
	• 48"W	No cost	Specify with 30"W storage unit application.
	• 60"W – 1 powerkit	No cost	Specify with 60"W – 1 powerkit storage unit application.
	• 60"W – 2 powerkits	+\$280	Specify with 60"W – 2 powerkits storage unit application.
	• 72"W – 1 powerkit	No cost	Specify with 72"W – 1 powerkit storage unit application.
	• 72"W – 2 powerkits	+\$280	Specify with 72"W – 2 powerkits storage unit application.

Specification Information	
Style Number	Base Price
<b>CQVSS</b>	\$280

**Chicago/Hardwire Kit–Storage Connect Zone**



Tip: Storage width determines powerkit cover length.

Tip: 30"W and 36"W powerkits cannot be used in 60"W and 72"W storage units.

Standard Includes	Required to Specify
<ul style="list-style-type: none"> <li>• Junction box: black</li> <li>• Faceplate: black</li> <li>• Data housing: black</li> <li>• Cover: black</li> </ul>	<ol style="list-style-type: none"> <li>1 Style number</li> <li>2 Storage width</li> <li>3 Options, if selected (see below)</li> </ol>

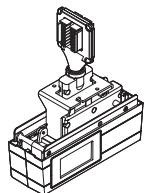
Options	Price	Required to Specify	
<b>Storage Width</b>	• 30"W	No cost	Specify with 30"W storage unit application.
	• 36"W	No cost	Specify with 36"W storage unit application.
	• 42"W	No cost	Specify with 42"W storage unit application.
	• 48"W	No cost	Specify with 48"W storage unit application.
	• 60"W – 1 powerkit	No cost	Specify with 60"W – 1 powerkit storage unit application.
	• 60"W – 2 powerkits	+\$130	Specify with 60"W – 2 powerkits storage unit application.
	• 72"W – 1 powerkit	No cost	Specify with 72"W – 1 powerkit storage unit application.
	• 72"W – 2 powerkits	+\$130	Specify with 72"W – 2 powerkits storage unit application.

Storage Width	Options	Price	Required to Specify
	• 30"W	No cost	Specify with 30"W storage unit application.
	• 36"W	No cost	Specify with 36"W storage unit application.
	• 42"W	No cost	Specify with 42"W storage unit application.
	• 48"W	No cost	Specify with 48"W storage unit application.
	• 60"W – 1 powerkit	No cost	Specify with 60"W – 1 powerkit storage unit application.
	• 60"W – 2 powerkits	+\$130	Specify with 60"W – 2 powerkits storage unit application.
	• 72"W – 1 powerkit	No cost	Specify with 72"W – 1 powerkit storage unit application.
	• 72"W – 2 powerkits	+\$130	Specify with 72"W – 2 powerkits storage unit application.

Specification Information	
Style Number	Base Price
<b>CQVCS</b>	\$130

SIN 711.2

## Modular Powerkit–Base Zone



Tip: Receptacles are ordered separately.

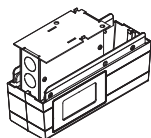
Standard Includes	Required to Specify
<ul style="list-style-type: none"> <li>• Non-PVC power block: black</li> <li>• Faceplates: black</li> <li>• Integral harness-to-harness connector</li> </ul>	1 Style number 2 Power schematic 3 Options, if selected (see below)

Options	Price	Required to Specify
<b>Power</b>	• 3+1	No cost
<b>Schematics</b>	• 2+2	No cost
	• 3SN	No cost
<b>PVC</b>	• PVC power block	-\$10

Specification Information	
Style Number	Base Price
<b>CQVPB</b>	\$156



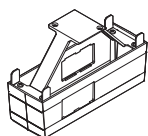
## Chicago/Hardwire Kit–Base Zone



Standard Includes	Required to Specify
<ul style="list-style-type: none"> <li>• Junction box: black</li> <li>• Faceplates: black</li> </ul>	Style number

Specification Information	
Style Number	Price
<b>CQVCB</b>	\$92

## Data Housing–Base Zone



Tip: Housing accepts modular furniture size faceplates.

Standard Includes	Required to Specify
• Data housing: black	Style number

Specification Information	
Style Number	Price
<b>CQVDB</b>	\$40

# Receptacles

SIN 711.2

## Duplex Receptacle



Tip: For designation of controlled receptacles, order permanent ink stamp with controlled icon; service part (1063909001SR). Appropriate receptacles can be stamped at the job site during installation.

Standard Includes	Required to Specify
<ul style="list-style-type: none"> <li>15-amp, system ground duplex receptacle: black</li> </ul>	1 Style number 2 Power schematic and line type 3 Options, if selected (see below)

	Options	Price	Required to Specify
<b>Power Schematics and Line Options</b>	• 3+1		
	–Line 1	No cost	Specify with 3+1, line 1.
	–Line 2	No cost	Specify with 3+1, line 2.
	–Line 3	No cost	Specify with 3+1, line 3.
	–Line 4	No cost	Specify with 3+1, line 4.
	• 2+2		
	–Line 1	No cost	Specify with 2+2, line 1.
	–Line 2	No cost	Specify with 2+2, line 2.
	–Line 3	No cost	Specify with 2+2, line 3.
	–Line 4	No cost	Specify with 2+2, line 4.
	• 3SN		
	–Line 1	No cost	Specify with 3SN, line 1.
–Line 2	No cost	Specify with 3SN, line 2.	
–Line 3	No cost	Specify with 3SN, line 3.	
<b>Amperage</b>	• 20-amp	+\$23	Specify with 20-amp.
<b>Ground Type</b>	• Isolated	+\$12	Specify with isolated ground.

Specification Information	
• Style Number	• Base Price
<b>CQVRD</b>	\$33
:	:
:	:



## Flexible Receptacle



Tip: For designation of controlled receptacles, order permanent ink stamp with controlled icon; service part (1063909001SR). Appropriate receptacles can be stamped at the job site during installation.

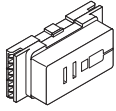
Standard Includes		Required to Specify	
<ul style="list-style-type: none"> <li>Non-PVC, 15-amp, system ground flexible receptacle: black</li> </ul>		1 Style number 2 Power schematic and line type 3 Options, if selected (see below)	
Power Schematics and Line Options	Options	Price	Required to Specify
	• 3+1		
	–Line 1	No cost	Specify with 3+1, line 1.
	–Line 2	No cost	Specify with 3+1, line 2.
	–Line 3	No cost	Specify with 3+1, line 3.
	–Line 4	No cost	Specify with 3+1, line 4.
	• 2+2		
	–Line 1	No cost	Specify with 2+2, line 1.
	–Line 2	No cost	Specify with 2+2, line 2.
	–Line 3	No cost	Specify with 2+2, line 3.
	–Line 4	No cost	Specify with 2+2, line 4.
	• 3SN		
	–Line 1	No cost	Specify with 3SN, line 1.
	–Line 2	No cost	Specify with 3SN, line 2.
	–Line 3	No cost	Specify with 3SN, line 3.
	<b>Ground Type</b>	• Isolated	+\$12

Specification Information	
Style Number	Base Price
<b>CQVRF</b>	\$91
:	:

Receptacles, continued

SIN 711.2

**USB Receptacle**



Standard Includes	Required to Specify
<ul style="list-style-type: none"> <li>USB receptacle: black</li> </ul>	<ol style="list-style-type: none"> <li>Style number</li> <li>Power schematic and line type</li> <li>Options, if selected (see below)</li> </ol>

Options	Price	Required to Specify
<b>Power Schematics and Line Options</b> <ul style="list-style-type: none"> <li>3+1                             <ul style="list-style-type: none"> <li>-Line 1</li> <li>-Line 2</li> <li>-Line 3</li> <li>-Line 4</li> </ul> </li> <li>2+2                             <ul style="list-style-type: none"> <li>-Line 1</li> <li>-Line 2</li> <li>-Line 3</li> <li>-Line 4</li> </ul> </li> <li>3SN                             <ul style="list-style-type: none"> <li>-Line 1</li> <li>-Line 2</li> <li>-Line 3</li> </ul> </li> </ul>	<ul style="list-style-type: none"> <li>No cost</li> <li>No cost</li> <li>No cost</li> <li>No cost</li> <li>No cost</li> <li>No cost</li> <li>No cost</li> <li>No cost</li> <li>No cost</li> <li>No cost</li> <li>No cost</li> </ul>	<ul style="list-style-type: none"> <li>Specify with 3+1, line 1.</li> <li>Specify with 3+1, line 2.</li> <li>Specify with 3+1, line 3.</li> <li>Specify with 3+1, line 4.</li> <li>Specify with 2+2, line 1.</li> <li>Specify with 2+2, line 2.</li> <li>Specify with 2+2, line 3.</li> <li>Specify with 2+2, line 4.</li> <li>Specify with 3SN, line 1.</li> <li>Specify with 3SN, line 2.</li> <li>Specify with 3SN, line 3.</li> </ul>

Specification Information	
Style Number	Price
<b>CQVRUSB</b>	\$82

# Power Strips

SIN 711.2

*Tip: Shared table attachment bracket is for use with c:scape shared tables only. Rail attachment bracket mounts on the desk rail or the rail on low storage with a connect zone.*

Standard Includes	Required to Specify
-------------------	---------------------

- Power strip with 8' PVC cord
- Attachment bracket: 4799 Platinum

- 1 Style number
- 2 Attachment bracket (see Required Selections)

Attachment Bracket	Required Selections	Price	Required to Specify
--------------------	---------------------	-------	---------------------

<b>Attachment Bracket</b>	• Shared table attachment bracket	No cost	Specify <i>with shared table attachment bracket.</i>
	• Rail attachment bracket	No cost	Specify <i>with rail attachment bracket.</i>

Specification Information	
---------------------------	--


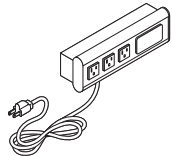
• <b>Style Number</b>	• <b>Price</b>
:	:
:	:
:	:

Power and Data Strip with Cord	
--------------------------------	--

<b>CQVSPD</b>	\$244
:	:

Power Strip with Cord	
-----------------------	--

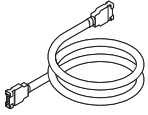
<b>CQVSP</b>	\$222
:	:



# Modular Harnesses and Branching Harness-to-Harness Connectors

SIN 711.2

## Modular Harness—Standard Lengths



*Tip: These harness lengths are typically used for power distribution within the beam in 1' increments. Note: 24", 36", 60", and 72" harnesses can also be used for daisy chaining.*

Standard Includes	Required to Specify
-------------------	---------------------

<ul style="list-style-type: none"> <li>• Non-PVC modular harness</li> </ul>	<ol style="list-style-type: none"> <li>1 Style number</li> <li>2 Power schematic</li> <li>3 Options, if selected (see below)</li> </ol>
---	---

Options	Price	Required to Specify
---------	-------	---------------------

<b>Power</b> <b>Schematics</b> <ul style="list-style-type: none"> <li>• 3+1</li> <li>• 2+2</li> <li>• 3SN</li> </ul>	No cost No cost No cost	Specify with 3+1. Specify with 2+2. Specify with 3SN.
---	-------------------------------	---

<b>PVC</b> <ul style="list-style-type: none"> <li>• PVC modular harness</li> </ul>	-\$10	Specify with PVC.
--	-------	-------------------

Specification Information		
Length	Style Number	Base Price

12"	<b>CQVH12</b>	\$115
24"	<b>CQVH24</b>	\$115
36"	<b>CQVH36</b>	\$115
48"	<b>CQVH48</b>	\$127
60"	<b>CQVH60</b>	\$146
72"	<b>CQVH72</b>	\$159
84"	<b>CQVH84</b>	\$170
96"	<b>CQVH96</b>	\$194
108"	<b>CQVH108</b>	\$194
120"	<b>CQVH120</b>	\$228
144"	<b>CQVH144</b>	\$259
:	:	:

## Branching Harness-to-Harness Connector

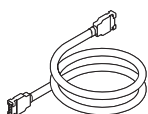


Standard Includes	Required to Specify
<ul style="list-style-type: none"> <li>Connector</li> </ul>	1 Style number 2 Power schematic 3 Options, if selected (see below)

	Options	Price	Required to Specify
<b>Power</b>	<ul style="list-style-type: none"> <li>3+1</li> </ul>	No cost	Specify with 3+1.
<b>Schematics</b>	<ul style="list-style-type: none"> <li>2+2</li> </ul>	No cost	Specify with 2+2.
	<ul style="list-style-type: none"> <li>3SN</li> </ul>	No cost	Specify with 3SN.

Specification Information	
Style Number	Price
<b>CQVA</b>	\$29

## Modular Harness—Additional Lengths



*Tip: These harnesses can be used for daisy chaining power within a desk, from one desk to another in a benching application, or with a modular junction box face-plate when shorter infeed harnesses are required.*

Standard Includes	Required to Specify
<ul style="list-style-type: none"> <li>Non-PVC modular harness</li> </ul>	1 Style number 2 Power schematic 3 Options, if selected (see below)

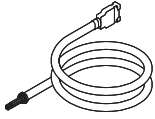
	Options	Price	Required to Specify
<b>Power</b>	<ul style="list-style-type: none"> <li>3+1</li> </ul>	No cost	Specify with 3+1.
<b>Schematics</b>	<ul style="list-style-type: none"> <li>2+2</li> </ul>	No cost	Specify with 2+2.
	<ul style="list-style-type: none"> <li>3SN</li> </ul>	No cost	Specify with 3SN.
<b>PVC</b>	<ul style="list-style-type: none"> <li>PVC modular harness</li> </ul>	-\$10	Specify with PVC.
<b>Related Products</b>	<ul style="list-style-type: none"> <li>Add-on Power Blocks</li> <li>Harnesses</li> </ul>		▶ Page 195 ▶ Page 204

Specification Information		
Length	Style Number	Base Price
18"	<b>CQVH18</b>	\$115
30"	<b>CQVH30</b>	\$115
42"	<b>CQVH42</b>	\$115
66"	<b>CQVH66</b>	\$146
78"	<b>CQVH78</b>	\$159
90"	<b>CQVH90</b>	\$181
102"	<b>CQVH102</b>	\$194
114"	<b>CQVH114</b>	\$228

# Power Infeeds

SIN 711.2

## Hardwire-to-Modular Power Infeed

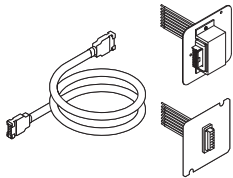


Standard Includes	Required to Specify
<ul style="list-style-type: none"> <li>Non-PVC infeed harness</li> </ul>	1 Style number 2 Power schematic 3 Options, if selected (see below)

Options	Price	Required to Specify
<b>Power Schematics</b> <ul style="list-style-type: none"> <li>3+1</li> <li>2+2</li> <li>3SN</li> </ul>	No cost No cost No cost	Specify with 3+1. Specify with 2+2. Specify with 3SN.
<b>PVC</b> <ul style="list-style-type: none"> <li>PVC infeed harness</li> </ul>	-\$10	Specify with PVC.

Specification Information	
Style Number	Base Price
<b>CQVI12H</b>	\$237
<b>CQVI24H</b>	\$340

## Modular-to-Modular Power Infeed

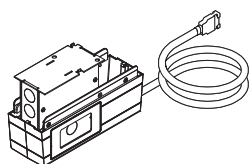


Standard Includes	Required to Specify
<ul style="list-style-type: none"> <li>Non-PVC infeed harness</li> <li>Straight/flush junction box faceplate</li> </ul>	1 Style number 2 Power schematic 3 Options, if selected (see below)

Options	Price	Required to Specify
<b>Power Schematics</b> <ul style="list-style-type: none"> <li>3+1</li> <li>2+2</li> <li>3SN</li> </ul>	No cost No cost No cost	Specify with 3+1. Specify with 2+2. Specify with 3SN.
<b>Faceplate</b> <ul style="list-style-type: none"> <li>90° junction box faceplate</li> </ul>	+\$38	Specify with 90° faceplate.
<b>PVC</b> <ul style="list-style-type: none"> <li>PVC infeed harness</li> </ul>	-\$10	Specify with PVC.

Specification Information	
Style Number	Base Price
<b>CQVI12M</b>	\$321
<b>CQVI24M</b>	\$431

## New York Power Infeed

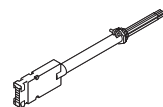


Standard Includes	Required to Specify
<ul style="list-style-type: none"> <li>• Non-PVC infeed harness</li> <li>• Junction box</li> </ul>	<ul style="list-style-type: none"> <li>1 Style number</li> <li>2 Power schematic</li> <li>3 Options, if selected (see below)</li> </ul>

Options	Price	Required to Specify
<b>Power</b> <b>Schematics</b> <ul style="list-style-type: none"> <li>• 3+1</li> <li>• 2+2</li> <li>• 3SN</li> </ul>	<ul style="list-style-type: none"> <li>No cost</li> <li>No cost</li> <li>No cost</li> </ul>	<ul style="list-style-type: none"> <li>Specify with 3+1.</li> <li>Specify with 2+2.</li> <li>Specify with 3SN.</li> </ul>
<b>PVC</b> <ul style="list-style-type: none"> <li>• PVC infeed harness</li> </ul>	<ul style="list-style-type: none"> <li>-\$10</li> </ul>	<ul style="list-style-type: none"> <li>Specify with PVC.</li> </ul>

Specification Information	
Style Number	Base Price
<b>CQVIN</b>	\$194

## San Francisco Power Infeeds



Standard Includes	Required to Specify
<ul style="list-style-type: none"> <li>• Liquid-tight metallic conduit</li> </ul>	<ul style="list-style-type: none"> <li>Style number</li> </ul>

Specification Information		
Length	Style Number	Price
<b>4-Circuit, 3+1</b>		
12'	<b>GFUFFH12X</b>	\$318
<b>4-Circuit, 2+2</b>		
12'	<b>GFUFFH12Y</b>	\$318
<b>3-Circuit, Separate Neutrals</b>		
12'	<b>GFUFFH12Z</b>	\$318

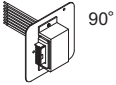
Power Infeeds, continued

SIN 711.2

**Junction Box Faceplate—Modular**



Straight/  
Flush



90°

Tip: 90° is an option.

Standard Includes	Required to Specify
-------------------	---------------------

- |   |   |
|---|---|
| Standard Includes   | Required to Specify   |
| <ul style="list-style-type: none"> <li>• Non-PVC straight/flush junction box faceplate</li> </ul> | <ul style="list-style-type: none"> <li>1 Style number</li> <li>2 Power schematic</li> <li>3 Options, if selected (see below)</li> </ul> |

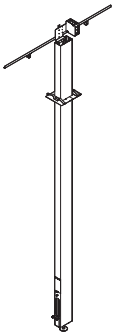
Options	Price	Required to Specify
---------	-------	---------------------

Options	Price	Required to Specify
<b>Power Schematics</b> <ul style="list-style-type: none"> <li>• 3+1</li> <li>• 2+2</li> <li>• 3SN</li> </ul>	<ul style="list-style-type: none"> <li>No cost</li> <li>No cost</li> <li>No cost</li> </ul>	<ul style="list-style-type: none"> <li>Specify with 3+1.</li> <li>Specify with 2+2.</li> <li>Specify with 3SN.</li> </ul>
<b>Faceplate</b> <ul style="list-style-type: none"> <li>• 90° junction box faceplate</li> </ul>	<ul style="list-style-type: none"> <li>+\$38</li> </ul>	<ul style="list-style-type: none"> <li>Specify with 90° faceplate.</li> </ul>
<b>PVC</b> <ul style="list-style-type: none"> <li>• PVC junction box faceplate</li> </ul>	<ul style="list-style-type: none"> <li>-\$10</li> </ul>	<ul style="list-style-type: none"> <li>Specify with PVC.</li> </ul>

Specification Information	
---------------------------	--

Style Number	Base Price
•	•
•	•
•	•
<b>CQVM</b>	\$69
•	•

**Utility Pole**



Tip: Infeed is ordered separately.

Tip: Utility pole reaches a maximum ceiling height of 10'. Pole is 3"D x 6"W.

Standard Includes	Required to Specify
-------------------	---------------------

- |   |  |
|---|--|
| Standard Includes   | Required to Specify  |
| <ul style="list-style-type: none"> <li>• Pole: anodized aluminum</li> <li>• Ceiling kit</li> <li>• Mounting brackets</li> </ul> | <ul style="list-style-type: none"> <li>Style number</li> </ul> |

Specification Information	
---------------------------	--

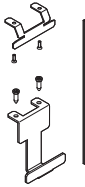
Style Number	Price
•	•
•	•
•	•
<b>CQVU</b>	\$732
•	•



# Transition Kits

SIN 711.2

## Transition Kit for Field Cutting



Standard Includes	Required to Specify
-------------------	---------------------

- Clips and brackets
- Grommet

Style number

Specification Information	
---------------------------	--

• Style Number	• Price
<b>CQVK</b>	\$12
•	•

c:scape

## Transition Boots

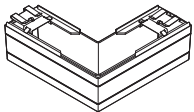
Standard Includes	Required to Specify
-------------------	---------------------

- Plastic covers: black

Style number

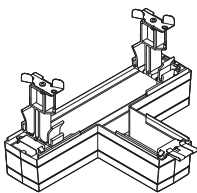
Specification Information	
---------------------------	--

• Style Number	• Price
----------------	---------



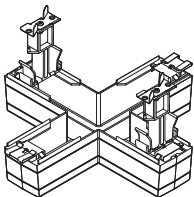
### L-Boot

<b>CQVBL</b>	\$44
•	•



### T-Boot

<b>CQVBT</b>	\$83
•	•



### X-Boot

<b>CQVBX</b>	\$97
•	•

# Filler Package and Wire Manager

SIN 711.2

## Filler Package



*Tip: Filler package fills unused receptacle and data openings.*

Standard Includes	Required to Specify
• Package of 20 fillers: black	Style number

### Specification Information

• Style Number	• Price
•	•
•	•
•	•
<b>CQVF</b>	\$35
•	•

## Wire Managers



Standard Includes	Required to Specify
• Wire managers: package of 20	Style number

### Specification Information

• Style Number	• Price
•	•
•	•
•	•
<b>CQVW</b>	\$68
•	•



# Surface Materials

**This listing** includes all the surface material choices that are available for the products in this specification guide.

## Resources

For more information about surface materials, refer to the following resources:

**Additional surface materials specification tools** are available to assist you in the specification process—the Surface Materials Binders.

### Surface Materials Binders

- Surface Materials Reference Manual
- A complete set of swatch cards for hard surfaces, vertical surface fabrics, and seating upholstery

## Paint

### Steelcase Surfaces

*Tip: All products may not be available in all colors listed below.*

- ▶ See page 217 for an overview of the paint colors available on each component.

Applies to:

- c:scape beam covers
- c:scape storage

### Price Group 1

#### Smooth Paint

4242 Milk

#### Textured Paint

7207 Black  
7225 Sand  
7236 Fog  
7237 Slate  
7238 Fieldstone  
7239 Midnight  
7241 Arctic White  
7243 Seagull  
7278 Dark Bronze  
7360 Merle

### Price Group 2

#### Smooth Metallic Paint

4728 Nickel Metallic  
4743 Mineral Metallic  
4744 Pearl Metallic  
4750 Champagne Metallic  
4752 Steel Metallic  
4788 Gold Dust Metallic  
4798 Sterling Metallic  
4799 Platinum Metallic  
4803 Near Black Metallic

### Textured Metallic Paint

7245 Carbon Metallic  
7246 Midnight Metallic

Applies to:

- c:scape pulls and legs
- 4799 Platinum Metallic

*Tip: Also see Metal/Accessory Paints.*

Applies to:

- SOTO shelves
- FYI monitor arm

### Select Surfaces

#### Price Group 3

##### Accent paint

Accent paints allow you to choose from a pre-matched color palette of trend driven colors. Refer to the *Surface Materials Reference Manual* for more information.

### Custom Surfaces

#### Price Group 3

##### PerfectMatch

PerfectMatch is a service that allows you to create your own paint color. Refer to the *Surface Materials Reference Manual* for more information about this program.

## Metal/Accessory Paints

### Steelcase Surfaces

Applies to:

- c:scape beams
- 8043 Clear Anodized Aluminum

Applies to:

- c:scape legs and pulls
- 4140 Arctic White Gloss
- 4144 Black Gloss

## Laminate

Applies to:

- c:scape desks
- c:scape collaborative lounge tables

### Steelcase Surfaces

#### High-Pressure Laminate

##### Price Group 1

##### Fiber Laminate

2850 Vanadium Fiber  
2851 Rhyme Fiber  
2852 Tungsten Fiber  
2854 Vellum Fiber  
2859 Novell Fiber  
2860 Granite Fiber  
2861 Coconut Fiber  
2862 Stucco Fiber

##### Micro Laminate

2920 Marl Micro  
2921 Gypsum Micro  
2922 Clay Micro  
2923 Shadow Micro

##### Patina Laminate

2870 Blonde Bronze Patina  
2871 Blackened Bronze Patina  
2873 Instant Iron Patina

##### Solid Laminate

2722 Cream  
2730 Arctic White  
2746 Black  
2759 Warm White  
2811 Mist  
2883 Seagull  
2884 Milk  
2885 Dune  
2HMG Merle

##### Speckle Laminate

2820 Coffee Speckle  
2822 Woodrose Speckle  
2823 Driftwood Speckle  
2824 Smoke Speckle  
2825 Vanadium Speckle

## Woodgrain

2406 Clear Cherry  
2409 Clear Maple  
2410 Graphite Walnut  
2412 Natural Cherry  
2422 Medium Cherry  
2511 Winter on Maple  
2538 Clear Walnut  
2539 Warm Oak  
2592 Blonde on Maple  
2714 Natural Walnut  
2772 Medium Mahogany on Walnut  
2HAK Clear Oak  
2HAN Ash Noce  
2HAT Acacia  
2HAW Ash Wenge  
2HBN Bisque Noce  
2HBW Bisque Wenge  
2HCN Clay Noce  
2HCW Clay Wenge  
2HSN Storm Noce  
2HSW Storm Wenge

### turnstone Laminate Collection

A selection of laminates and edge bands in this collection are available on Steelcase brand products. This collection is available with standard leadtimes and supported like standard laminates to help make ordering easy. Please see the turnstone section of [village.steelcase.com](http://village.steelcase.com) for swatching information.

2535 Virginia Walnut  
2536 Blackwood  
2612 Marbled Maple  
2614 Chocolate Walnut  
2615 Marbled Cherry

### Select Surfaces

#### High-Pressure Laminate

##### Price Group 1

#### Textured Woodgrain Laminate

2TH2 Fawn Cypress  
2TH3 Weathered Char  
2TH4 Saddle Oak  
2TH5 Veranda Teak  
2TH6 Persian Cherry  
2TH7 Walnut Heights

## Price Group 2

### Textured Industrial Laminate

2UH1 Reclaimed Aggregate  
2UH2 Reclaimed Gravel  
2UH4 Cement  
2UH6 Sheetrock

*Tip: Some wood veneer finishes and woodgrain laminates share the same name. Because of the difference in materials, veneers and laminates of the same name are not an exact match but do coordinate with each other.*

## Custom Surfaces

### Open Line Laminate (OLL)

This service allows you to order non-standard laminate at an additional processing fee of \$69 per unit, plus the cost of the laminate.

High-Pressure Laminate pricing does not include premium or digitally printed patterns from any suppliers. Laminate cost may also vary for basic or standard laminates from other suppliers. Please contact the OLL consultant at 616.475.2426 for pricing. The cost of the laminate will be added to your invoice as a separate line on the acknowledgement.

### When processing orders for Open Line laminate

on c:scape, specify 2900 in the laminate finish field and enter the OLL manufacturer information. Enter the required edge finish as you would a standard laminate.

### Laminate Approval and Material Requirements

To confirm whether a particular laminate has already been tested for use on a specific Steelcase product or to determine material square foot requirements:

- Visit [www.steelcase.com](http://www.steelcase.com)

**For additional information,** refer to the *Surface Materials Reference Manual*.

## Wood

Applies to:

- c:scope desks, storage tops, and drawer fronts

Steelcase carefully selects veneer and solid wood for consistent color and grain structure. Wood is a natural material and variations will occur in color, grain and texture. These variations are part of the inherent natural beauty of wood and are not considered defects.

All wood products will darken with age and exposure to ultraviolet light. This is especially apparent with cherry and maple veneer. We recommend that desk accessories be rearranged periodically to ensure even aging of wood surfaces.

When storing your wood furniture, please follow the following guidelines:

- Do not store products in trailers
- Store products in areas that simulate office temperatures (60°F to 90°F)
- Store products in areas that maintain constant, office-like humidity levels
- Keep product away from light. Cover products to make sure they are not exposed to light.

## Steelcase Surfaces

### Veneer

Veneers are matched for proper balance and consistency. Veneers are available flat cut or quarter cut, except for Oak, which is rift cut. Refer to the *Surface Materials Reference Manual* for descriptions of each cut.

**Open-pore finish** is a medium gloss finish that leaves the wood grain texture visible to the eye and distinguishable to the touch.

*Tip: Flat-cut veneer will be applied vertically on c:scope low storage. Quarter-cut and rift-cut will be applied horizontally.*

### Flat-cut open-pore finish choices

#### Wood Group 1

- 3062 FC/OP Graphite Walnut
- 3402 FC/OP Clear Cherry (Aged)
- 3412 FC/OP Natural Cherry
- 3422 FC/OP Medium Cherry
- 3522 FC/OP Clear Maple\*
- 3572 FC/OP Amber on Maple
- 3592 FC/OP Blonde on Maple
- 3702 FC/OP Clear Walnut
- 3712 FC/OP Natural Walnut
- 3722 FC/OP Dark Mahogany on Walnut
- 3752 FC/OP Medium Walnut
- 3762 FC/OP Dark Walnut
- 3772 FC/OP Medium Mahogany on Walnut

### Quarter-cut open-pore finish choices

#### Wood Group 1

- 3042 QC/OP Ash\*
- 3222 QC/OP Clear Maple\*
- 3272 QC/OP Amber on Maple
- 3292 QC/OP Blonde on Maple
- 3302 QC/OP Clear Walnut
- 3312 QC/OP Natural Walnut
- 3322 QC/OP Dark Mahogany on Walnut
- 3352 QC/OP Medium Walnut
- 3362 QC/OP Dark Walnut
- 3372 QC/OP Medium Mahogany on Walnut
- 3382 QC/OP Graphite Walnut

### Rift-cut open-pore finish choices

#### Wood Group 1

- 3602 RC/OP Desert Oak
- 3612 RC/OP Warm Oak
- 3692 RC/OP Espresso Oak

**Full-fill finish** is a medium-gloss finish that completely fills the grain texture, yet allows the grain pattern to be seen. The wood has a lustrous, satiny look, and it is smooth to the touch. This finish is available on the wood desks or top only.

### Flat-cut full-fill finish choices

#### Wood Group 1

- 3064 FC/FF Graphite Walnut
- 3404 FC/FF Clear Cherry (Aged)
- 3414 FC/FF Natural Cherry
- 3424 FC/FF Medium Cherry
- 3524 FC/FF Clear Maple\*
- 3544 FC/FF Blonde on Maple
- 3574 FC/FF Amber on Maple
- 3704 FC/FF Clear Walnut
- 3714 FC/FF Natural Walnut
- 3724 FC/FF Dark Mahogany on Walnut
- 3754 FC/FF Medium Walnut
- 3764 FC/FF Dark Walnut
- 3774 FC/FF Medium Mahogany on Walnut

### Quarter-cut full-fill finish choices

#### Wood Group 1

- 3224 QC/FF Clear Maple\*
- 3274 QC/FF Amber on Maple
- 3294 QC/FF Blonde on Maple
- 3304 QC/FF Clear Walnut
- 3314 QC/FF Natural Walnut
- 3324 QC/FF Dark Mahogany on Walnut
- 3354 QC/FF Medium Walnut
- 3364 QC/FF Dark Walnut
- 3374 QC/FF Medium Mahogany on Walnut
- 3384 QC/FF Graphite Walnut

### Rift-cut full-fill finish choices

#### Wood Group 1

- 3604 RC/FF Desert Oak
- 3614 RC/FF Warm Oak
- 3694 RC/FF Espresso Oak

*\*To ensure an understanding of the color ranges and characteristic variations of natural veneer, a sign-off sheet is required prior to orders being accepted for this clear-coat finish. The sign-off sheet is available through Steelcase advertising stock. Please use form number 09-0000756 for 3042, form 05-0001370 for 3222 and 3224.*

## Select Surfaces

For information on products within Select Surfaces, including accent paints and fabrics from DesignTex, Gabriel, Kvadrat, and Pollack, please refer to the *Surface Materials Reference Manual* or visit [steelcase.com/surface-materials](http://steelcase.com/surface-materials) under the Select Surfaces section.

### Composite Veneer

Composite veneers are an engineered wood intended to create specific grain patterns and characteristics. They are pre-stained and finished with Steelcase's Clarity water-borne UV topcoat, which protects the environment while providing durability and clarity. Only open-pore finishes are available on composite wood. Composite veneer and matching edge bands are available on most Steelcase brand products. Composites, for use as a solid nosing substitute, are not available. Steelcase does not recommend mixing composite veneers with natural solid nosings because composite and natural wood grain and color matching are rarely compatible. Composite veneers are Graded-In as Wood Group 1 pricing.

### Flat-cut open-pore finish choices

#### Wood Group 1

- 3JDX FC/OP Oak Composite
- 3JFX FC/OP Maple Composite
- 3JHX FC/OP Cherry Composite
- 3JXX FC/OP Walnut Composite

### Quarter-cut open-pore finish choices

#### Wood Group 1

- 3F8X QC/OP European Walnut Composite
- 3GAX QC/OP Gold Teak Composite
- 3GFX QC/OP Rosewood Composite
- 3GGX QC/OP Zebano Composite
- 3HGX QC/OP Oak Composite
- 3HVX QC/OP Walnut Composite
- 3JEX QC/OP Maple Composite
- 3JGX QC/OP Cherry Composite
- 3ZNX QC/OP Night Cerused Oak Composite

### Natural Veneer

Natural veneer is available in the Select Surfaces offering. Natural veneer may have extended leadtimes. Place your order as you normally would for any other finish, calling out the appropriate finish code.

The following finishes are available through the natural veneer offering:

### Flat-cut open-pore finish choices

#### Wood Group 1

- 3342 FC/OP Black Walnut
- 35A2 FC/OP Blanch Maple
- 37A2 FC/OP Thunder Walnut

#### Wood Group 3

- 3082 FC/OP Washed Walnut

### Flat-cut full-fill finish choices

#### Wood Group 1

- 3734 FC/FF Black Walnut

#### Wood Group 3

- 3084 FC/FF Washed Walnut

## Surface Materials, continued

**Quarter-cut open-pore finish choices****Wood Group 1**

- 32A2 QC/OP Blanch Maple
- 33A2 QC/OP Thunder Walnut
- 3392 QC/OP Black Walnut

**Planked Veneer**

Planked veneer is available in the Select Surfaces offering. Planked veneer may have extended leadtimes. Place your order as you normally would for any other finish, calling out the appropriate finish code.

The following finishes are available through the planked veneer offering:

**Wood Group 1**

- 3P41 OP Planked Cherry
- 3P51 OP Planked Maple
- 3P61 OP Planked Oak
- 3P71 OP Planked Walnut

*Tip: Known for its uniqueness, planked veneer has intentional and natural variations that include, but are not limited to: character marks, grain pattern, color, and natural color aging.*

**Steelcase Surfaces****Premium Veneers**

A selection of Premium veneers in this collection are available on most Steelcase brand products. The collection will be available as close to standard leadtimes as possible. However, because adequate supplies of veneer and solids must be secured, all orders will be scheduled individually. Leadtimes will vary based on Premium veneer and Premium solids availability at the time the order is placed. The collection is Graded-In as Wood Group 2 and Wood Group 3, and supported like standard veneers to make ordering easy. Please see the Steelcase surface materials section on [village.steelcase.com](http://village.steelcase.com) for sample information and product line availability. All premium veneers are in clear-coat.

**Quarter-cut open-pore finish choice****Wood Group 2**

- 3032 QC/OP Dark Thin Line Bamboo
- 3052 QC/OP Ribbon Sapele

**Wood Group 3**

- 3832 QC/OP Figured Anegre
- 3842 QC/OP Figured Makore

*Tip: Full-fill finish is not available on Premium veneers as a standard. To ensure an understanding of the color ranges and characteristic variations of natural veneer, a sign-off sheet is required prior to orders being accepted for this clear-coat finish. The sign-off sheet is available through Steelcase advertising stock. Please use form number 09-0000755 for 3032, form number 09-0000757 for 3052, form number 09-0000758 for 3832, and form number 09-0000759 for 3842.*

**Custom Surfaces**

**Customiz stain** is a service that allows you to create your own stain colors and finishes on standard veneer. Customiz stain color is available on all product lines that offer wood veneer.

A \$500 stain matching fee applies on CUSTOMIZ requests (Exception: The \$500 fee does not apply on matches to Coalesce standard finishes or for a low-gloss finish request on a standard color). The \$500 fee covers the cost of formulating the Customiz color finish and applies regardless of whether or not an order for product is placed.

In addition, an approval form must be signed to indicate customer acceptance of Customiz match. A \$1,500 initiation fee will be charged prior to first order entry. This initiation fee activates the finish for unlimited use on any Steelcase product for an 18 month time period. After the 18 month time period has lapsed, the Customiz finish may be reactivated for another 18 months for a \$1,000 fee at any point within five years after the \$1,500 initiation fee was paid. If the finish is not reactivated within five years after the \$1,500 initiation fee was paid, the finish will be culled and the customer will need to pay the \$1,500 initiation fee again. All style number related Customiz charges products are no cost as of April 2014. The matching and initiation fees are not discountable.

Customiz stain takes 10 days to formulate. Consult the *Surface Materials Reference Manual* for more information. Custom veneers are also available and must be quoted by Steelcase specials group. Customiz stain on custom veneers takes 2 to 4 weeks to formulate.

Requirements and information on ordering a Customiz stain color are found in the *Surface Materials Reference Manual*.

*Tip: When Customiz stain is specified, the veneer will be applied vertically.*

**Plastic****Steelcase Surfaces**

Applies to:

- c:scape desks
- 6000 Black
- 6001 Coffee
- 6009 Arctic White
- 6034 Natural Cherry
- 6036 Medium Cherry
- 6037 Winter on Maple
- 6038 Blonde on Maple
- 6041 Natural Walnut
- 6045 Medium Mahogany on Walnut
- 6052 Milk
- 6053 Seagull
- 6213 Acacia
- 6219 Clear Oak
- 6231 Graphite Walnut
- 6234 Clear Cherry
- 6237 Clear Maple
- 6242 Virginia Walnut
- 6243 Blackwood
- 6245 Clear Walnut
- 6246 Warm Oak
- 6249 Platinum Solid
- 6271 Plywood
- 6527 Merle
- 6612 Grey V2
- 6615 Grey V5
- 6619 Ice
- 6631 Cream
- 6635 Dawn
- 6636 Mist
- 6654 Sand
- 6655 Warm White
- 6676 Marbled Maple
- 6677 Chocolate Walnut
- 6678 Marbled Cherry
- 6694 Slate
- 6695 Midnight
- 6697 Fog
- 6698 Fieldstone
- 6703 Ash Wenge
- 6704 Storm Wenge
- 6705 Bisque Wenge
- 6706 Clay Wenge
- 6707 Ash Noce
- 6708 Bisque Noce
- 6709 Clay Noce
- 6710 Storm Noce

**Select Surfaces**

- 6T02 Fawn Cypress
- 6T03 Weathered Char
- 6T04 Saddle Oak
- 6T05 Veranda Teak
- 6T06 Persian Cherry
- 6T07 Walnut Heights
- 6T08 Aggregate
- 6T09 Gravel
- 6T10 Cement
- 6T12 Sheetrock

*Tip: Light color plastic edges are susceptible to degradation due to normal wear and tear. Staining (e.g., ball point pen or clothing dyes such as blue jeans) and dirt effects are more pronounced in light colors and are not considered defects.*

**Glass****Steelcase Surfaces**

Applies to:

- c:scape centered screens
- 6530 Frosted

**Panel Fabric**

Applies to:

- c:scape screens

**Steelcase Surfaces****Price Group 1****Abacus**

- P122 Entasis
- P123 Portico
- P124 Opus
- P125 Cusp
- P126 Artifact
- P129 Atlas

**Alloy**

- P527 Bubbly
- P528 Tern
- P529 Shore
- P530 Asti
- P531 Silver
- P532 Oxide
- P533 Element
- P534 Construct
- P535 Currency
- P536 Iron

**Optic**

- P540 Hazel
- P541 Twinkle
- P542 Orion
- P543 Seaglass
- P544 Shine
- P545 Halo
- P546 Whiskey
- P547 Bath
- P548 Whisper
- P549 Breezy
- P550 Wry
- P551 Glimmer

**Price Group 2****Code**

- 5FA1 Fossil
- 5FA2 Gabbro
- 5FA3 Reed
- 5FA4 Bluff
- 5FA5 Sea Salt
- 5FA6 Cannon
- 5FA7 Tussah
- 5FA8 Mica
- 5FA9 Ecu
- 5FB1 Bamboo

**Latch**

- P600 Seashell
- P601 Clam
- P602 Eggshell
- P603 Zen
- P604 Cool Gray
- P605 Armor
- P606 Sentinel
- P607 Rye
- P608 Billow
- P609 Nimbus

**Select Surfaces**

**For information on products within Select Surfaces**, including accent paints and fabrics from Designtex, Gabriel, Kvadrat, and Pollack, please refer to the *Surface Materials Reference Manual* or visit [Steelcase.com/selectsurfaces](http://Steelcase.com/selectsurfaces).

**Seating Upholstery**

Applies to:

- c:scape screens

**Steelcase Surfaces****Price Group 1****Buzz2**

- 5F03 Tomato
- 5F04 Red
- 5F05 Burgundy
- 5F06 Sky
- 5F07 Blue
- 5F08 Navy
- 5F10 Grape
- 5F11 Eggplant
- 5F15 Stone
- 5F16 Grey
- 5F17 Black
- 5G50 Dunegrass
- 5G51 Sable
- 5G52 Barley
- 5G53 Sunrise
- 5G54 Carrot
- 5G55 Pumpkin
- 5G56 Timber
- 5G57 Rouge
- 5G58 Chocolate
- 5G59 Meadow
- 5G60 Ivy
- 5G61 Cyan
- 5G62 Atlantic
- 5G63 Crocus
- 5G64 Alpine
- 5G65 Tornado

**Price Group 2****Chainmail**

- 5550 Cotton
- 5551 Space
- 5552 Silver Dollar
- 5553 Volcano
- 5554 Orange Crush
- 5555 Tricycle
- 5556 Geranium
- 5557 Banana
- 5558 Margarita
- 5559 Lagoon

**Cogent: Connect**

- 5S15 Coconut
- 5S16 Turmeric/Honey
- 5S17 Tangerine
- 5S18 Scarlet
- 5S19 Concord
- 5S21 Blue Jay
- 5S22 Basil
- 5S23 Wasabi
- 5S24 Nickel
- 5S25 Graphite
- 5S26 Licorice
- 5S27 Malt
- 5S28 Root Beer
- 5S93 Blueprint
- 5S94 Lizard/Jungle
- 5S95 Sailor
- 5S96 Quicksilver
- 5S98 Canary
- 5S99 Lipstick/Merlot
- 5SD0 Royal Blue
- 5SD1 Aubergine
- 5SD2 Peacock
- 5SD3 Lagoon
- 5SD4 Saffron

**New Black**

5J09 New Black: James  
*Tip: For New Black upholstery, c:scape screens are only available in 5J09 New Black: James.*

**Price Group 3****Billiard Multi-Use by Designtex**

- 5H10 Bone
- 5H11 Poppy
- 5H12 Tangelo
- 5H13 Citron
- 5H14 Avocado
- 5H15 Hunter
- 5H16 Indigo
- 5H17 Mallard
- 5H18 Teak
- 5H19 Cumulus
- 5H20 Pewter
- 5H21 Gunmetal
- 5H22 Ink

**Select Surfaces**

For information on products within Select Surfaces, including accent paints and fabrics from Designtex, Gabriel, Kvadrat, and Pollack, please refer to the *Surface Materials Reference Manual* or visit [steelcase.com/surface-materials](http://steelcase.com/surface-materials) under the Select Surfaces section.

**Custom Surfaces****Price Group COM (Customer's Own Material)****Fabric Approval and Yardage**

To confirm whether a particular COM material has already been tested for use on a specific Steelcase product or to determine actual yardage requirements:

- Visit [www.steelcase.com](http://www.steelcase.com)

**For additional information regarding Customer's Own Material**, call 1.888.STEELCASE

or send an email to [line-one@steelcase.com](mailto:line-one@steelcase.com).

# Panel Fabric Upholstery Matrix

**Legend**

- = Not available
- = Available
- \* Gaja – Cradle to Cradle Certified™ Silver

	Price Group	c:scape Screens	c:scape Cushion Tops
<b>Panel Fabric</b>			
Abacus	1	■	•
Alloy	1	■	•
Optic	1	■	•
Latch	2	■	•
<b>Seating Upholstery</b>			
Billiard Multi-Use by Designtex	3	■	■
Bo Peep	5	•	■
Brisa	6	•	■
Buzz2	1	■	■
Chainmail	2	■	■
Cogent:Connect	2	■	■
Cogent:Trails	2	•	■
Elmosoft Leather	EL	•	■
Gaja*	3	•	■
Imperma	3	•	■
Jacks	1	•	■
Leather	L	•	■
Link	1	•	■
New Black: Bruce	1	•	■
New Black: Harley	2	•	■
New Black: Henry	1	•	■
New Black: Jack	2	•	■
New Black: James	2	■	■
Nitelights	2	•	■
Playground	1	•	■
Redeem	3	•	■
Remix	5	•	■
Retrieve	3	•	■
Seating Vinyl	2	•	■
Spyder	2	•	■
Stand In	2	•	■
Steelcut Trio	7	•	■
Texel	3	•	■

*Tip: Alloy P525 Polar and P526 Skim are light in color. As a result, some lighting conditions can reveal a "picture framing" effect around the edge of the screen. Steelcase recommends ordering a test screen in these two finishes, for approval by the customer, before purchasing large quantities.*





# Laminate Matrix

## High-Pressure Laminate

### Legend

- = Not available
- = Available
- = Available with exceptions

	c:scape Collaborative Lounge Table	c:scape Desking and Shared Tables
<b>High-Pressure Laminates (HPL)</b>		
<b>Fiber Laminates</b>		
<b>2850</b> Vanadium Fiber	■	■
<b>2851</b> Rhyme Fiber	■	■
<b>2852</b> Tungsten Fiber	■	■
<b>2854</b> Vellum Fiber	■	■
<b>2859</b> Novell Fiber	■	■
<b>2860</b> Granite Fiber	■	■
<b>2861</b> Coconut Fiber	■	■
<b>2862</b> Stucco Fiber	■	■
<b>Micro Laminates</b>		
<b>2920</b> Marl Micro	■	■
<b>2921</b> Gypsum Micro	■	■
<b>2922</b> Clay Micro	■	■
<b>2923</b> Shadow Micro	■	■
<b>Patina Laminates</b>		
<b>2870</b> Blonde Bronze Patina	■	■
<b>2871</b> Blackened Bronze Patina	■	■
<b>2873</b> Instant Iron Patina	■	■
<b>Solid Laminates</b>		
<b>2722</b> Cream	■	■
<b>2730</b> Arctic White	■	■
<b>2746</b> Black	■	■
<b>2759</b> Warm White	■	■
<b>2811</b> Mist	■	■
<b>2883</b> Seagull	■	■
<b>2884</b> Milk	■	■
<b>2885</b> Dune	■	■
<b>2HMG</b> Merle	■	■
<b>Speckle Laminates</b>		
<b>2820</b> Coffee Speckle	■	■
<b>2822</b> Woodrose Speckle	■	■
<b>2823</b> Driftwood Speckle	■	■
<b>2824</b> Smoke Speckle	■	■
<b>2825</b> Vanadium Speckle	■	■

	c:scape Collaborative Lounge Table	c:scape Desking and Shared Tables
<b>High-Pressure Laminates (HPL)</b>		
<b>Textured Woodgrain Laminates—Select Surfaces</b>		
<b>2TH2</b> Fawn Cypress	■	■
<b>2TH3</b> Weathered Char	■	■
<b>2TH4</b> Saddle Oak	■	■
<b>2TH5</b> Veranda Teak	■	■
<b>2TH6</b> Persian Cherry	■	■
<b>2TH7</b> Walnut Heights	■	■
<b>Textured Industrial Laminates—Select Surfaces</b>		
<b>2UH1</b> Reclaimed Aggregate	■	■
<b>2UH2</b> Reclaimed Gravel	■	■
<b>2UH4</b> Cement	■	■
<b>2UH6</b> Sheetrock	■	■
<b>Woodgrain Laminates</b>		
<b>2406</b> Clear Cherry	■	■
<b>2409</b> Clear Maple	■	■
<b>2410</b> Graphite Walnut	■	■
<b>2412</b> Natural Cherry	■	■
<b>2422</b> Medium Cherry	■	■
<b>2511</b> Winter on Maple	■	■
<b>2538</b> Clear Walnut	■	■
<b>2539</b> Warm Oak	■	■
<b>2592</b> Blonde on Maple	■	■
<b>2714</b> Natural Walnut	■	■
<b>2772</b> Med Mahogany on Walnut	■	■
<b>2HAK</b> Clear Oak	■	■
<b>2HAN</b> Ash Noce	■	■
<b>2HAT</b> Acacia	■	■
<b>2HAW</b> Ash Wenge	■	■
<b>2HBN</b> Bisque Noce	■	■
<b>2HBW</b> Bisque Wenge	■	■
<b>2HCN</b> Clay Noce	■	■
<b>2HCW</b> Clay Wenge	■	■
<b>2HSN</b> Storm Noce	■	■
<b>2HSW</b> Storm Wenge	■	■
<b>Turnstone Laminate Collection</b>		
<b>2535</b> Virginia Walnut	■	■
<b>2536</b> Blackwood	■	■
<b>2612</b> Marbled Maple	■	■
<b>2614</b> Chocolate Walnut	■	■
<b>2615</b> Marbled Cherry	■	■
<b>Open Line Laminate (Upcharge)</b>		
Open Line Laminate	■	■

# Recommended Surface Edge Finishes

## Recommended Edge Colors for c:scape Desks—High-Pressure Laminate

### Edges

The recommended edge color will complement the laminate color you specify. Edge color is specified separately.

Laminate Color	Recommended Edge Color
<b>Fiber Laminate</b>	
2850 Vanadium Fiber	6654 Sand
2851 Rhyme Fiber	6631 Cream
2852 Tungsten Fiber	6636 Mist
2854 Vellum Fiber	6655 Warm White
2859 Novell Fiber	6001 Coffee
2860 Granite Fiber	6000 Black
2861 Coconut Fiber	6654 Sand
2862 Stucco Fiber	6053 Seagull
<b>Micro Laminate</b>	
2920 Marl Micro	6053 Seagull
2921 Gypsum Micro	6654 Sand
2922 Clay Micro	6654 Sand
2923 Shadow Micro	6249 Platinum Solid
<b>Patina Laminate</b>	
2870 Blonde Bronze Patina	6654 Sand
2871 Blackened Bronze Patina	6615 Grey V5
2873 Instant Iron Patina	6615 Grey V5
<b>Solid Laminate</b>	
2722 Cream	6631 Cream
2730 Arctic White	6009 Arctic White
2746 Black	6000 Black
2759 Warm White	6655 Warm White
2811 Mist	6636 Mist
2883 Seagull	6053 Seagull
2884 Milk	6052 Milk
2885 Dune	6654 Sand
2HMG Merle	6527 Merle
<b>Speckle Laminate</b>	
2820 Coffee Speckle	6631 Cream
2822 Woodrose Speckle	6635 Dawn
2823 Driftwood Speckle	6631 Cream
2824 Smoke Speckle	6636 Mist
2825 Vanadium Speckle	6619 Ice

Laminate Color	Recommended Edge Color
<b>Textured Woodgrain Laminate—Select Surfaces</b>	
2TH2 Fawn Cypress	6T02 Fawn Cypress
2TH3 Weathered Char	6T03 Weathered Char
2TH4 Saddle Oak	6T04 Saddle Oak
2TH5 Veranda Teak	6T05 Veranda Teak
2TH6 Persian Cherry	6T06 Persian Cherry
2TH7 Walnut Heights	6T07 Walnut Heights

Laminate Color	Recommended Edge Color
<b>Textured Industrial Laminate—Select Surfaces</b>	
2UH1 Reclaimed Aggregate	6T08 Aggregate
2UH2 Reclaimed Gravel	6T09 Gravel
2UH4 Cement	6T10 Cement
2UH6 Sheetrock	6T12 Sheetrock

Laminate Color	Recommended Edge Color
<b>Woodgrain Laminate</b>	
2406 Clear Cherry	6234 Clear Cherry
2409 Clear Maple	6237 Clear Maple
2410 Graphite Walnut	6231 Graphite Walnut
2412 Natural Cherry	6034 Natural Cherry
2422 Medium Cherry	6036 Medium Cherry
2511 Winter on Maple	6037 Winter on Maple
2538 Clear Walnut	6245 Clear Walnut
2539 Warm Oak	6246 Warm Oak
2592 Blonde on Maple	6038 Blonde on Maple
2714 Natural Walnut	6041 Natural Walnut
2772 Medium Mahogany on Walnut	6045 Medium Mahogany on Walnut
2HAK Clear Oak	6219 Clear Oak
2HAN Ash Noce	6707 Ash Noce
2HAT Acacia	6213 Acacia
2HAW Ash Wenge	6703 Ash Wenge
2HBN Bisque Noce	6708 Bisque Noce
2HBW Bisque Wenge	6705 Bisque Wenge
2HCN Clay Noce	6709 Clay Noce
2HCW Clay Wenge	6706 Clay Wenge
2HSN Storm Noce	6710 Storm Noce
2HSW Storm Wenge	6704 Storm Wenge

Laminate Color	Recommended Edge Color
<b>turnstone Laminate Collection*</b>	
2535 Virginia Walnut	6242 Virginia Walnut
2536 Blackwood	6243 Blackwood
2612 Marbled Maple	6676 Marbled Maple
2614 Chocolate Walnut	6677 Chocolate Walnut
2615 Marbled Cherry	6678 Marbled Cherry


\* A selection of laminates and edge bands in this collection are available on Steelcase brand products. This collection is available with standard leadtimes and supported like standard laminates to help make ordering easy.

# Grain Directions

## Wood Veneer Grain Directions

The appearance of wood veneer may change slightly depending on the angle from which it is viewed. This natural phenomenon is called polarization, and it can be seen on natural veneer, and to a lesser extent on composite veneer. Polarization is often noticed on surfaces installed at a 90-degree angle with each other. Please refer to the following illustrations for an understanding of grain direction on your installation.

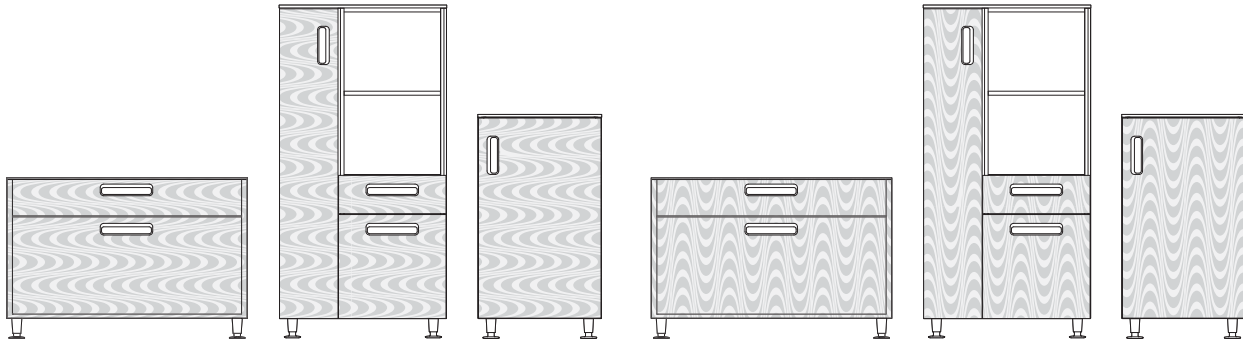
### c:scape Desking—Wood Veneer



Straight

Veneer is standard with the grain directions shown.

### c:scape Low Storage, Tower, and High Ped—Wood Veneer



Quarter cut and rift cut  
(horizontal direction)

Flat cut veneer\*  
(vertical direction)

Veneer is standard with the grain directions shown.

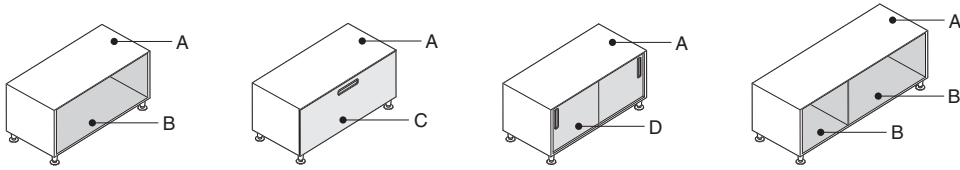
\*When Customiz stain is selected, the veneer will be applied vertically.



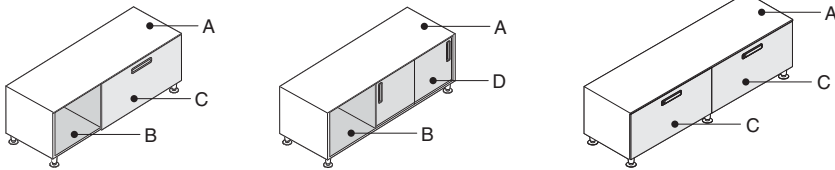
# Multi-Color Paint Applications

## Storage

### 1-High

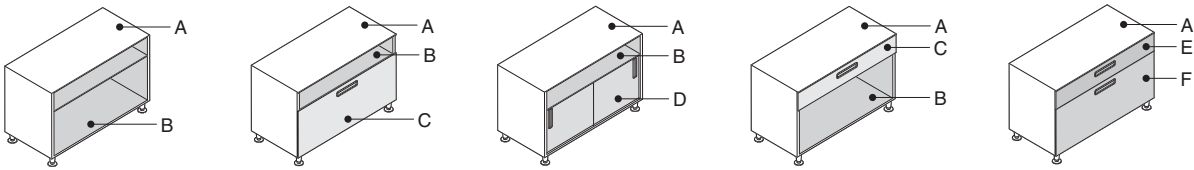


B - Interior

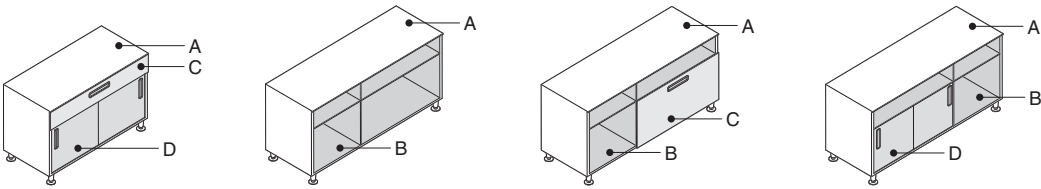


Interior of 15" opening behind the inline slider will match finish selected for "B"

### 1 1/2-High

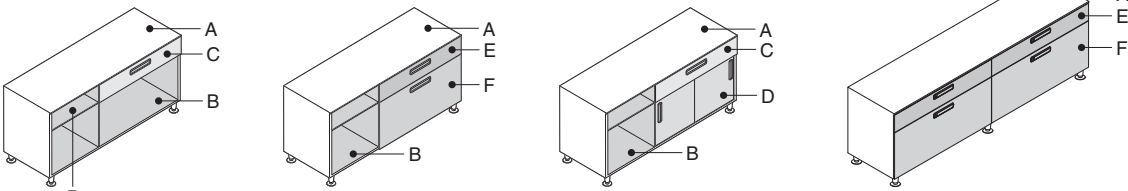


Interior of 15" opening behind the inline slider will match finish selected for "B"



B - Interior

Interior of 15" opening behind the inline slider will match finish selected for "B"



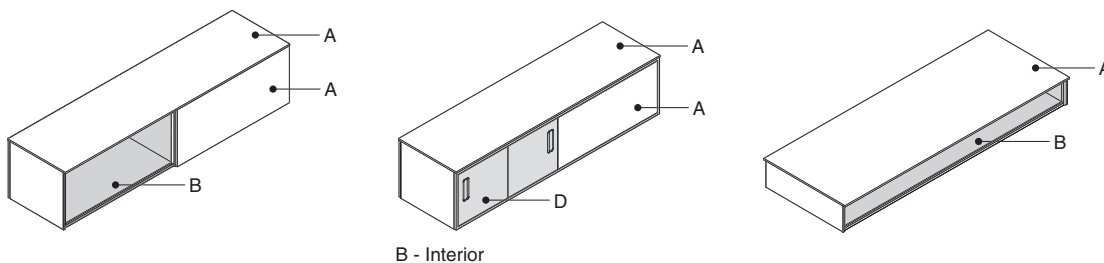
\*Applies to 48"W, 60"W, and 72"W units.

Interior of 15" opening behind the inline slider will match finish selected for "B"

#### Legend

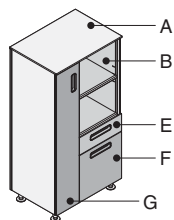
- A = Case (Basic)
- B = Interior (Inner)
- C = Drawer
- D = Inline Slider
- E = Drawer 1
- F = Drawer 2
- G = Door

**Mid Storage**

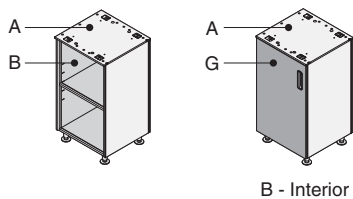


B - Interior

**Tower**



**High Ped**



B - Interior

**Legend**

- A = Case (Basic)
- B = Interior (Inner)
- C = Drawer
- D = Inline Slider
- E = Drawer 1
- F = Drawer 2
- G = Door





---

# TS Series Storage



**Statement of Line** **226**



**Specifying**

TS Series Pedestals (SIN 711.1)	<b>230</b>
TS Series Mobile File Centers (SIN 711.1)	<b>240</b>
TS Series Under-Worksurface Lateral Files (SIN 711.1)	<b>242</b>
TS Series Tower Too (SIN 711.1)	<b>244</b>
TS Series Lockers (SIN 711.1)	<b>246</b>
TS Series Freestanding Lateral Files (SIN 711.1)	<b>254</b>
TS Series Pedestal and Lateral File Accessories (SIN 711.1)	<b>255</b>

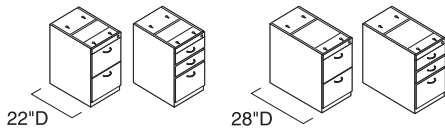
TS Series Storage



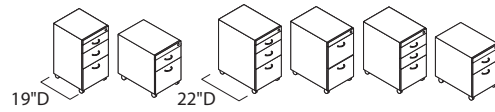
**Surface Materials** **258**

# Statement of Line

## TS Series Storage



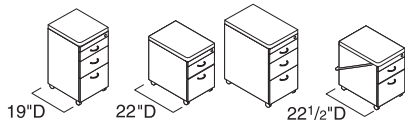
Specifying  
▶ Page 230



Specifying  
▶ Page 232

### TS Series Fixed Pedestals

15¼"W
27"H ●

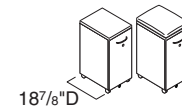


Specifying  
▶ Page 234

### TS Series Mobile Pedestals with Steel Top

15¼"W
21"H ●
24"H ●
26⅝"H* ●

\*Available 22"D only.

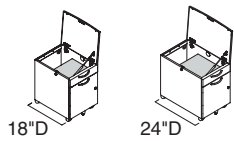


Specifying  
▶ Page 236

### TS Series Mobile Pedestals with Seat Cushion

15¼"W	16¼"W
22¾"H ●	22¾"H* ●
25½"H ●	

\*With handle



Specifying  
▶ Page 237

### TS Series Slim Mobile Pedestal

12"W
20"H ●

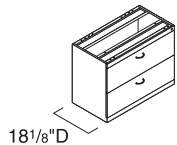
*Tip: When cushion top option is selected, 1" is added to overall height of pedestal.*



Specifying  
▶ Page 240

### TS Series Hinged-Top Mobile Pedestals

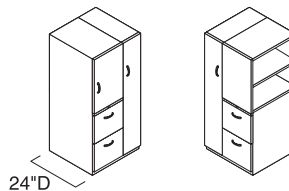
15¼"W
23"H ●



Specifying  
▶ Page 242

### TS Series Mobile File Centers

30½"W
22¼"H ●



Specifying  
▶ Page 244

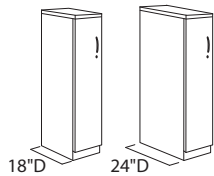
### TS Series Under-Worksurface Lateral Files

30½"W	36"W
27"H ●	27"H ●

### TS Series Tower Too

24"W
48"H ●*
54"H ●
66"H ●

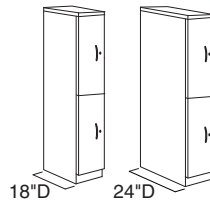
\*Available with open side shelving only.



Specifying  
▶ Page 246

### TS Series Single Lockers

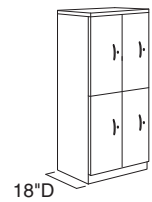
	12"W	18"W
40"H	●	●
52"H	●	●
66"H	●	●



Specifying  
▶ Page 248

### TS Series Double Lockers

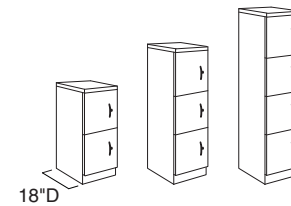
	12"W	18"W
66"H	●	●



Specifying  
▶ Page 249

### TS Series Quad Locker


	24"W
66"H	●



Specifying  
▶ Page 250

### TS Series Single Cubby Lockers

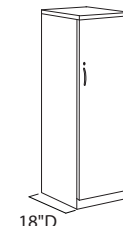
	12"W
35"H	●
51"H	●
66"H	●



Specifying  
▶ Page 251

### TS Series Double Cubby Lockers

	24"W
35"H	●
51"H	●
66"H	●

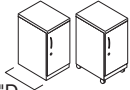


Specifying  
▶ Page 252

### TS Series Multipurpose Locker

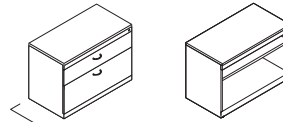
	18"W
66"H	●

Statement of Line, TS Series Storage, continued



18<sup>1</sup>/<sub>4</sub>"D

Specifying  
▶ Page 253



18<sup>1</sup>/<sub>8</sub>"D

Specifying  
▶ Page 254

**TS Series Mini Locker**

10"W

21<sup>3</sup>/<sub>4</sub>"H ●

*Tip: Mini locker comes standard with small caster. Mini locker is 20"H with glide option.*

**TS Series Freestanding Lateral Files**

30"W

36"W

21"H ● ●



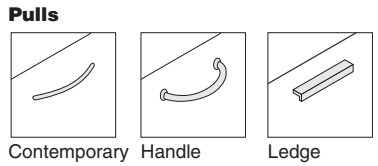
# TS Series Fixed Pedestals

SIN 711.1

*Tip: TS Series fixed pedestals are only intended for use under a panel-mounted work-surface and can not be used as freestanding.*  
 ▶ See Counterweight Requirements for Storage Products in the Storage Specification Guide.

Standard Includes	Required to Specify
▶ Need help? See <i>Storage Specification Guide</i> for product details. <ul style="list-style-type: none"> <li>• Pedestal: paint price group 1</li> <li>• Pulls: metal</li> <li>• Lock face ring with plastic plug to accommodate lock cylinder: 9201 Polished Chrome</li> <li>• Attachment hardware</li> <li>• Steel ball-bearing suspensions on box and file drawers</li> <li>• Adjustable glides: black plastic</li> </ul>	1 Style number 2 Paint color number for pedestal 3 Pull (see below under required selections) 4 Options, if selected (see below) ▶ See <i>Surface Materials</i> , page 258. <i>Tip: Remember to specify lock cylinder and key.</i> ▶ <i>Lock Cylinders</i> , page 434.

## Required Selections

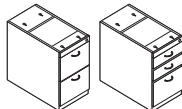
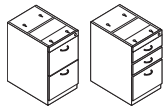


Options	Price	Required to Specify
<b>Surface Materials</b> <ul style="list-style-type: none"> <li>• Paint price group 1</li> <li>• Paint price group 2</li> <li>• Paint price group 3</li> </ul>	No cost +\$10 +\$20	Specify paint color number. Specify paint color number. Specify paint color number.
<b>Pulls</b> <ul style="list-style-type: none"> <li>• Contemporary pulls</li> <li>• Handle pulls</li> <li>• Ledge pulls: 7207 Black</li> <li>• Ledge pulls: 4799 Platinum</li> </ul>	No cost No cost No cost +\$ 6	Specify with <i>contemporary pulls</i> . Specify with <i>handle pulls</i> . Specify with <i>7207 Black ledge pulls</i> . Specify with <i>4799 Platinum ledge pulls</i> .
<b>Drawer Accessories</b> <ul style="list-style-type: none"> <li>• Filing rail (package of 2)</li> <li>• Box drawer dividers (package of 2)</li> <li>• File drawer dividers (package of 2)</li> <li>• Pencil tray</li> </ul>	+\$18 +\$25 +\$25 +\$18	Specify with <i>filing rail</i> . Specify with <i>box drawer dividers</i> . Specify with <i>file drawer dividers</i> . Specify with <i>pencil tray</i> .

*Tip: File drawer rails are required to file legal-sized files or side-to-side letter-sized files in pedestal file drawers.*

## Specification Information

Dimensions			File Drawers	Counterweight Package	Style Number	Base Price
D	W	H				
22"	15¼"	27"	File, File	Not required	<b>TS2PFF22U</b>	\$432
22"	15¼"	27"	Box, Box, File	Not required	<b>TS2PBBF22U</b>	\$454
28"	15¼"	27"	File, File	Not required	<b>TS2PFF28U</b>	\$468
28"	15¼"	27"	Box, Box, File	Not required	<b>TS2PBBF28U</b>	\$494



## Pedestal Filler

For Use with Under-Worksurface Pedestal to Attach to Kick Panel System



*Tip: When using a pedestal to anchor the end of a panel run, you must use a pedestal filler.*

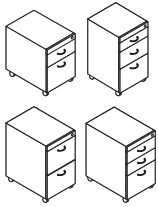
Standard Includes		Required to Specify
<ul style="list-style-type: none"> <li>▶ Need help? See <i>Storage Specification Guide</i> for product details.</li> </ul>	<ul style="list-style-type: none"> <li>• Filler: paint</li> <li>• Attachment hardware</li> </ul>	<ul style="list-style-type: none"> <li>1 Style number</li> <li>2 Paint color number</li> <li>▶ See <i>Surface Materials</i>, page 258.</li> </ul>

Specification Information				
Dimensions			Style Number	Price
D	W	H		
2 <sup>9</sup> / <sub>16</sub> "	1"	27"	<b>TS2FILLER</b>	\$56

# TS Series Mobile Pedestals

With Steel Top

SIN 711.1



Tip: Counterweight packages for mobile pedestals are required to ensure product stability and are included.

▶ See Counterweight Requirements for Storage Products in the Storage Specification Guide.

Standard Includes		Required to Specify
▶ Need help? See <i>Storage Specification Guide</i> for product details.	<ul style="list-style-type: none"> <li>• Pedestal: paint price group 1</li> <li>• Pulls: metal</li> <li>• Lock face ring with plastic plug to accommodate lock cylinder: 9201 Polished Chrome</li> <li>• Steel ball-bearing suspensions on box and file drawers</li> <li>• 1½"-diameter, front-locking, hard casters</li> <li>• Counterweight package</li> </ul>	<ol style="list-style-type: none"> <li>1 Style number</li> <li>2 Paint color number for pedestal</li> <li>3 Pull (see below under required selections)</li> <li>4 Options, if selected (see below)</li> </ol> <p>▶ See <i>Surface Materials</i>, page 258.  <i>Tip: Remember to specify lock cylinder and key.</i></p> <p>▶ <i>Lock Cylinders</i>, page 434.</p>

Required Selections		
<b>Pulls</b>		
		
Contemporary	Handle	Ledge

	Options	Price	Required to Specify
<b>Surface Materials</b>	<ul style="list-style-type: none"> <li>• Paint price group 1</li> <li>• Paint price group 2</li> <li>• Paint price group 3</li> </ul>	No cost +\$10 +\$20	Specify paint color number. Specify paint color number. Specify paint color number.
<b>Pulls</b>	<ul style="list-style-type: none"> <li>• Contemporary pulls</li> <li>• Handle pulls</li> <li>• Ledge pulls: 7207 Black</li> <li>• Ledge pulls: 4799 Platinum</li> </ul>	No cost No cost No cost +\$ 6	Specify with <i>contemporary pulls</i> . Specify with <i>handle pulls</i> . Specify with <i>7207 Black ledge pulls</i> . Specify with <i>4799 Platinum ledge pulls</i> .
<b>Trim Strip Handle Pull</b>	<ul style="list-style-type: none"> <li>• Extra handle pull on trim strip of mobile pedestals only</li> </ul>	+\$35	Specify with <i>extra handle pull on trim strip</i> .
<b>Related Products</b>	<ul style="list-style-type: none"> <li>• Box drawer divider</li> <li>• File drawer divider</li> <li>• Pencil tray</li> </ul>		▶ Page 255 ▶ Page 255 ▶ Page 255



**Specification Information**

Dimensions			Counterweight Package	Style Number	Base Price
D	W	H			

**Box/File**

19"	15¼"	21"	Included	<b>TS2PBF19M</b>	\$438
22"	15¼"	21"	Included	<b>TS2PBF22M</b>	\$507

**File/File**

22"	15¼"	26⅝"	Included	<b>TS2PFF22M</b>	\$571
-----	------	------	----------	------------------	-------

**Pencil/Box/File**

19"	15¼"	24"	Included	<b>TS2PPBF19M</b>	\$600
22"	15¼"	24"	Included	<b>TS2PPBF22M</b>	\$641

**Box/Box/File**

22"	15¼"	26⅝"	Included	<b>TS2PBBF22M</b>	\$628
-----	------	------	----------	-------------------	-------

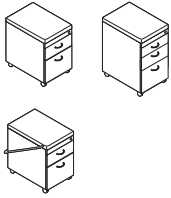


TS Series Storage

# TS Series Mobile Pedestals

With Seat Cushion

SIN 711.1



*Tip: Counterweight packages for mobile pedestals are required to ensure product stability and are included.*

▶ See Counterweight Requirements for Storage Products in the Storage Specification Guide.

*Tip: For cushion top, fabric patterns with a linear design will always be applied from the front to back of the unit (depth of the unit).*

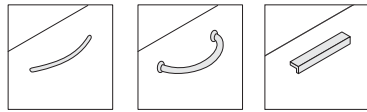
*Tip: For cushion top, pattern matching will not be done on COM.*

Standard Includes	Required to Specify
-------------------	---------------------

- |   |  |
|---|--|
| <p>▶ Need help? See <i>Storage Specification Guide</i> for product details.</p> <ul style="list-style-type: none"> <li>• Pedestal: paint price group 1</li> <li>• Seat cushion: fabric price group 1</li> <li>• Pulls: metal</li> <li>• Lock face ring with plastic plug to accommodate lock cylinder: 9201 Polished Chrome</li> <li>• Handle on pedestal with seat cushion and handle, if selected: 0835 Black</li> <li>• Steel ball-bearing suspensions on box and file drawers</li> <li>• 1½"-diameter front-locking, hard casters</li> <li>• Counterweight package</li> </ul> | <ol style="list-style-type: none"> <li>1 Style number</li> <li>2 Fabric color number for seat cushion</li> <li>3 Paint color number for pedestal</li> <li>4 Pull (see below under required selections)</li> <li>5 Options, if selected (see below)</li> </ol> <p>▶ See <i>Surface Materials</i>, page 258.</p> <p><i>Tip: Remember to specify lock cylinder and key.</i></p> <p>▶ <i>Lock Cylinders</i>, page 434.</p> |
|---|--|

Required Selections
---------------------

**Pulls**



Contemporary    Handle    Ledge

Options	Price	Required to Specify
---------	-------	---------------------

<b>Surface Materials</b>	<b>Pedestal and handle pulls</b>	No cost +\$10 +\$20	Specify paint color number. Specify paint color number. Specify paint color number.
	<b>Seat cushion</b>	No cost +\$ 6 +\$14 +\$25 +\$31 +\$37 +\$43 +\$54 +\$69 +\$78 +\$16	Specify fabric color number. Specify fabric color number. Specify fabric color number. Specify fabric color number. Specify fabric color number. Specify fabric color number. Specify fabric color number. Specify fabric color number. Specify fabric color number. Specify fabric color number. Specify fabric color number. ▶ See <i>Surface Materials Reference Manual</i> .
	<b>Pulls</b>	No cost No cost No cost +\$ 6	Specify <i>with contemporary pulls</i> . Specify <i>with handle pulls</i> . Specify <i>with 7207 Black ledge pulls</i> . Specify <i>with 4799 Platinum ledge pulls</i> .
	<b>Trim Strip Handle Pull</b>	+\$35	Specify <i>with extra handle pull on trim strip</i> .
<b>Related Products</b>	<ul style="list-style-type: none"> <li>• Box drawer divider</li> <li>• File drawer divider</li> <li>• Pencil tray</li> </ul>		<ul style="list-style-type: none"> <li>▶ Page 255</li> <li>▶ Page 255</li> <li>▶ Page 255</li> </ul>

SIN 711.1

**Specification Information**

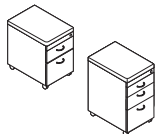
Dimensions			File	Counterweight	Style	Base
D	W	H	Drawers	Package	Number	Price

**Mobile Pedestal with Seat Cushion**

22¼"	15½"	22¾"	Box, File	Included	<b>TS2PBF22MC</b>	\$647
19"	15¼"	25½"	Pencil/Box/File	Included	<b>TS2PPBF19MC</b>	\$793
22"	15¼"	25½"	Pencil/Box/File	Included	<b>TS2PPBF22MC</b>	\$808

**Mobile Pedestal with Seat Cushion and Handle**

22½"	16¼"	22¾"	Box, File	Included	<b>TS2PBF22MCH</b>	\$695
------	------	------	-----------	----------	--------------------	-------



TS Series Storage

# TS Series Slim Mobile Pedestal

SIN 711.1



Tip: For cushion top, fabric patterns with a linear design will always be applied from the front to back of the unit (depth of the unit).

Tip: For cushion top, pattern matching will not be done on COM.

Tip: When cushion top option is selected, 1" is added to overall height of pedestal.

Tip: Two-sided access allows for side-to-side filing with included file rails.

Standard Includes		Required to Specify
<ul style="list-style-type: none"> <li>▶ Need help? See <i>Storage Specification Guide</i> for product details.</li> </ul>	<ul style="list-style-type: none"> <li>• Pedestal: paint price group 1</li> <li>• Pulls: metal</li> <li>• Lock face ring with plastic plug to accommodate lock cylinder: 9201 Polished Chrome</li> <li>• Steel ball-bearing suspensions on drawers</li> <li>• 1½"-diameter, front locking, hard casters</li> <li>• Recessed pencil drawer</li> <li>• Counterweight package</li> </ul>	<ol style="list-style-type: none"> <li>1 Style number</li> <li>2 Paint color number pedestal</li> <li>3 Pull (see below under Required Selections)</li> <li>4 Options, if selected (see below)</li> </ol> <ul style="list-style-type: none"> <li>▶ See <i>Surface Materials</i>, page 258.</li> <li>Tip: Remember to specify lock cylinder and key.</li> <li>▶ <i>Lock Cylinders</i>, page 434.</li> </ul>

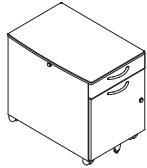
Required Selections		
<b>Pulls</b>		
		
Contemporary	Handle	Ledge

	Options	Price	Required to Specify
<b>Surface Materials</b>	<ul style="list-style-type: none"> <li>• Paint price group 1</li> <li>• Paint price group 2</li> <li>• Paint price group 3</li> </ul>	<ul style="list-style-type: none"> <li>No cost</li> <li>+\$ 10</li> <li>+\$ 20</li> </ul>	<ul style="list-style-type: none"> <li>Specify paint color number.</li> <li>Specify paint color number.</li> <li>Specify paint color number.</li> </ul>
<b>Cushion Top</b>	<ul style="list-style-type: none"> <li>• Without cushion</li> <li>• With cushion</li> <li>• Fabric price group 1</li> <li>• Fabric price group 2</li> <li>• Fabric price group 3</li> <li>• Fabric price group 4</li> <li>• Fabric price group 5</li> <li>• Fabric price group 6</li> <li>• Fabric price group 7</li> <li>• Fabric price group 8</li> <li>• Fabric price group 9</li> <li>• Fabric price group 10</li> <li>• Customer's Own Material (COM)</li> </ul>	<ul style="list-style-type: none"> <li>No cost</li> <li>+\$159</li> <li>No cost</li> <li>+\$ 6</li> <li>+\$ 14</li> <li>+\$ 25</li> <li>+\$ 31</li> <li>+\$ 37</li> <li>+\$ 43</li> <li>+\$ 54</li> <li>+\$ 69</li> <li>+\$ 78</li> <li>+\$ 16</li> </ul>	<ul style="list-style-type: none"> <li>Specify <i>without cushion top</i>.</li> <li>Specify <i>with cushion top</i>.</li> <li>Specify fabric color number.</li> <li>Specify fabric color number.</li> <li>Specify fabric color number.</li> <li>Specify fabric color number.</li> <li>Specify fabric color number.</li> <li>Specify fabric color number.</li> <li>Specify fabric color number.</li> <li>Specify fabric color number.</li> <li>Specify fabric color number.</li> <li>Specify fabric color number.</li> <li>▶ See <i>Surface Materials Reference Manual</i>.</li> </ul>
<b>Pulls</b>	<ul style="list-style-type: none"> <li>• Contemporary pulls</li> <li>• Handle pulls</li> <li>• Ledge pulls: 7207 Black</li> <li>• Ledge pulls: 4799 Platinum Metallic</li> </ul>	<ul style="list-style-type: none"> <li>No cost</li> <li>No cost</li> <li>No cost</li> <li>+\$ 6</li> </ul>	<ul style="list-style-type: none"> <li>Specify <i>with contemporary pulls</i>.</li> <li>Specify <i>with handle pulls</i>.</li> <li>Specify <i>with 7207 Black ledge pulls</i>.</li> <li>Specify <i>with 4799 Platinum Metallic ledge pulls</i>.</li> </ul>
<b>Drawer Access Side</b>	<ul style="list-style-type: none"> <li>• Left-sided access</li> <li>• Right-sided access</li> <li>• Two-sided access</li> </ul>	<ul style="list-style-type: none"> <li>No cost</li> <li>No cost</li> <li>+\$ 47</li> </ul>	<ul style="list-style-type: none"> <li>Specify <i>with left-sided access</i>.</li> <li>Specify <i>with right-sided access</i>.</li> <li>Specify <i>with two-sided access</i>.</li> </ul>
<b>Related Products</b>	<ul style="list-style-type: none"> <li>• Pencil tray</li> </ul>		▶ Page 255

Specification Information				
• Style Number	• Dimensions			• Base Price
	• D	• W	• H	
TS2SLIM	18⅞"	12"	20"	\$532

# TS Series Hinged-Top Mobile Pedestals

SIN 711.1



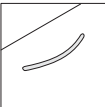
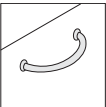
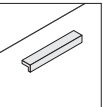
Tip: For cushion top, fabric patterns with a linear design will always be applied from the front to back of the unit (depth of the unit).

Tip: For cushion top, pattern matching will not be done on COM.

Standard Includes	Required to Specify
-------------------	---------------------

<ul style="list-style-type: none"> <li>▶ Need help? See <i>Storage Specification Guide</i> for product details.</li> <li>• Pedestal: paint price group 1</li> <li>• Cushion top: fabric price group 1</li> <li>• Pulls: metal</li> <li>• Lock face ring with plastic plug to accommodate lock cylinder: 9201 Polished Chrome</li> <li>• Steel ball-bearing suspensions on drawers</li> <li>• 1 1/2"-diameter, front locking, hard casters</li> <li>• Recessed pencil drawer</li> </ul>	<ol style="list-style-type: none"> <li>1 Style number</li> <li>2 Depth (see below under Required Selections)</li> <li>3 Paint color number for pedestal</li> <li>4 Fabric color number for cushion top</li> <li>5 Pull (see below under Required Selections)</li> <li>6 Options, if selected (see below)</li> </ol> <ul style="list-style-type: none"> <li>▶ See <i>Surface Materials</i>, page 258. Tip: Remember to specify lock cylinder and key.</li> <li>▶ <i>Lock Cylinders</i>, page 434.</li> </ul>
--	---

Required Selections	Price	Required to Specify
---------------------	-------	---------------------

<b>Pulls</b>		
		
Contemporary	Handle	Ledge
<b>Depth</b>	<ul style="list-style-type: none"> <li>• 18"D</li> <li>• 24"D</li> </ul>	Prices below Prices below Specify with 18"D. Specify with 24"D.

Options	Price	Required to Specify
---------	-------	---------------------

<b>Surface Materials</b>	<b>Pedestal</b> <ul style="list-style-type: none"> <li>• Paint price group 1</li> <li>• Paint price group 2</li> <li>• Paint price group 3</li> </ul>	No cost +\$10 +\$20 Specify paint color number. Specify paint color number. Specify paint color number.
<b>Tops</b>	<b>Cushion top</b> <ul style="list-style-type: none"> <li>• Fabric price group 1</li> <li>• Fabric price group 2</li> <li>• Fabric price group 3</li> <li>• Fabric price group 4</li> <li>• Fabric price group 5</li> <li>• Fabric price group 6</li> <li>• Fabric price group 7</li> <li>• Fabric price group 8</li> <li>• Fabric price group 9</li> <li>• Fabric price group 10</li> <li>• Customer's Own Material (COM)</li> </ul>	No cost +\$ 6 +\$14 +\$25 +\$31 +\$37 +\$43 +\$54 +\$69 +\$78 +\$16 Specify fabric color number. Specify fabric color number. Specify fabric color number. Specify fabric color number. Specify fabric color number. Specify fabric color number. Specify fabric color number. Specify fabric color number. Specify fabric color number. Specify fabric color number. Specify fabric color number. ▶ See <i>Surface Materials Reference Manual</i> .
<b>Pulls</b>	<ul style="list-style-type: none"> <li>• Contemporary pulls</li> <li>• Handle</li> <li>• Ledge pulls: 7207 Black</li> <li>• Ledge pulls: 4799 Platinum Metallic</li> </ul>	No cost No cost No cost +\$ 6 Specify with contemporary pulls. Specify with handle pulls. Specify with 7207 Black ledge pulls. Specify with 4799 Platinum Metallic ledge pulls.
<b>Hinge Location</b>	<ul style="list-style-type: none"> <li>• Left-sided hinge</li> <li>• Right-sided hinge</li> </ul>	No cost No cost Specify with left-sided hinge. Specify with right-sided hinge.
<b>Related Products</b>	<ul style="list-style-type: none"> <li>• Pencil tray</li> </ul>	▶ Page 255

Specification Information				
Style Number	Dimensions		Base Prices	
	W	H	18"D	24"D

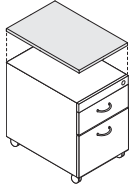
TS2HINGEPED	15 1/4"	23"	\$899	\$957
-------------	---------	-----	-------	-------

TS Series Storage

# Basic Cushions

For TS Series Mobile Pedestals

SIN 711.3



Tip: Basic cushion is field-installed and supplies to attach are included.

Tip: Basic cushion is available on TS Series mobile pedestals TS2PBF19M and TS2PBF22M with a top only.

Standard Includes	Required to Specify
-------------------	---------------------

- Cushion top: fabric price group 1
- Attachment supplies: hook and loop fastener

- 1 Style number
- 2 Fabric color number for cushion top
- 3 Options, if selected (see below)
- ▶ See *Surface Materials*, page 258.

Surface Materials	Options	Upholstery	Price	Required to Specify
-------------------	---------	------------	-------	---------------------

**Surface Materials**

- | Options                         | Price   |
|---------------------------------|---------|
| • Fabric price group 1          | No cost |
| • Fabric price group 2          | +\$ 10  |
| • Fabric price group 3          | +\$ 40  |
| • Fabric price group 4          | +\$ 49  |
| • Fabric price group 5          | +\$ 62  |
| • Fabric price group 6          | +\$ 87  |
| • Fabric price group 7          | +\$106  |
| • Fabric price group 8          | +\$153  |
| • Fabric price group 9          | +\$196  |
| • Fabric price group 10         | +\$238  |
| • Customer's Own Material (COM) | +\$ 16  |

- Specify fabric color number.
- Specify fabric color number.
- Specify fabric color number.
- Specify fabric color number.
- Specify fabric color number.
- Specify fabric color number.
- Specify fabric color number.
- Specify fabric color number.
- Specify fabric color number.
- Specify fabric color number.
- ▶ See *Surface Materials Reference Manual*.

**Related Products**

- TS Series mobile pedestals

▶ Page 234

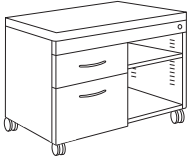
## Specification Information

• Dimensions			• Style Number	• Base Price
D	W	H		
19"	15¼"	1½"	<b>RCH1915</b>	\$180
22"	15¼"	1½"	<b>RCH2215</b>	\$190
⋮	⋮	⋮	⋮	⋮

**SIN 711.3**

# TS Series Mobile File Centers

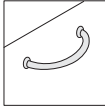
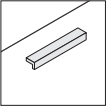
SIN 711.1



Tip: For cushion top, fabric patterns with a linear design will always be applied from the front to back of the unit (depth of the unit).

Tip: For cushion top, pattern matching will not be done on COM.

Standard Includes	Required to Specify
<ul style="list-style-type: none"> <li>▶ Need help? See <i>Storage Specification Guide</i> for product details.</li> <li>• File center: paint price group 1</li> <li>• Cushion top: fabric price group 1</li> <li>• Pulls: metal</li> <li>• Lock face ring with plastic plug to accommodate lock cylinder: 9201 Polished Chrome</li> <li>• Steel ball-bearing suspensions on drawers</li> <li>• 1½"-diameter front locking, hard casters</li> <li>• Counterweight package</li> </ul>	<ol style="list-style-type: none"> <li>1 Style number</li> <li>2 Configuration for file center</li> <li>3 Paint color number for file center</li> <li>4 Fabric number for cushion top</li> <li>5 Pull (see below under Required Selections)</li> <li>6 Options, if selected (see below)                     <ul style="list-style-type: none"> <li>▶ See <i>Surface Materials</i>, page 258.</li> <li>Tip: Remember to specify lock cylinder and key.</li> <li>▶ <i>Lock Cylinders</i>, page 434.</li> </ul> </li> </ol>

Required Selections	Price	Required to Specify
<b>Pulls</b>		
		
		
		
Contemporary		Ledge



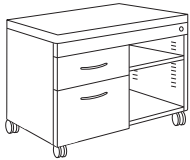
Configuration	Open shelf	Price	Required to Specify
	<ul style="list-style-type: none"> <li>• Box/file, left</li> <li>• Box/file, right</li> </ul>	<ul style="list-style-type: none"> <li>Prices at right</li> <li>Prices at right</li> </ul>	<ul style="list-style-type: none"> <li>Specify with open shelf, box/file left.</li> <li>Specify with open shelf, box/file right.</li> </ul>
	<b>Door</b>		
	<ul style="list-style-type: none"> <li>• Box/file, left</li> <li>• Box/file, right</li> </ul>	<ul style="list-style-type: none"> <li>Prices at right</li> <li>Prices at right</li> </ul>	<ul style="list-style-type: none"> <li>Specify with door, box/file left.</li> <li>Specify with door, box/file right.</li> </ul>
	<b>Box/box/file</b>	Prices at right	Specify with box/box/file.

Options	Price	Required to Specify
<b>Surface Materials</b>		
<b>File center</b>		
<ul style="list-style-type: none"> <li>• Paint price group 1</li> <li>• Paint price group 2</li> <li>• Paint price group 3</li> </ul>	<ul style="list-style-type: none"> <li>No cost</li> <li>+\$10</li> <li>+\$20</li> </ul>	<ul style="list-style-type: none"> <li>Specify paint color number.</li> <li>Specify paint color number.</li> <li>Specify paint color number.</li> </ul>
<b>Cushion top</b>		
<ul style="list-style-type: none"> <li>• Fabric price group 1</li> <li>• Fabric price group 2</li> <li>• Fabric price group 3</li> <li>• Fabric price group 4</li> <li>• Fabric price group 5</li> <li>• Fabric price group 6</li> <li>• Fabric price group 7</li> <li>• Fabric price group 8</li> <li>• Fabric price group 9</li> <li>• Fabric price group 10</li> <li>• Customer's Own Material</li> </ul>	<ul style="list-style-type: none"> <li>No cost</li> <li>+\$ 6</li> <li>+\$14</li> <li>+\$25</li> <li>+\$31</li> <li>+\$37</li> <li>+\$43</li> <li>+\$54</li> <li>+\$69</li> <li>+\$78</li> <li>+\$16</li> </ul>	<ul style="list-style-type: none"> <li>Specify fabric color number.</li> <li>Specify fabric color number.</li> <li>Specify fabric color number.</li> <li>Specify fabric color number.</li> <li>Specify fabric color number.</li> <li>Specify fabric color number.</li> <li>Specify fabric color number.</li> <li>Specify fabric color number.</li> <li>Specify fabric color number.</li> <li>Specify fabric color number.</li> <li>▶ See <i>Surface Materials Reference Manual</i>.</li> </ul>
<b>Pulls</b>		
<ul style="list-style-type: none"> <li>• Contemporary pulls</li> <li>• Handle pulls</li> <li>• Ledge pulls: 7207 Black</li> <li>• Ledge pulls: 4799 Platinum Metallic</li> </ul>	<ul style="list-style-type: none"> <li>No cost</li> <li>No cost</li> <li>No cost</li> <li>+\$ 6</li> </ul>	<ul style="list-style-type: none"> <li>Specify with contemporary pulls.</li> <li>Specify with handle pulls.</li> <li>Specify with 7207 Black ledge pulls.</li> <li>Specify with 4799 Platinum Metallic ledge pulls.</li> </ul>
<b>Related Products</b>	<ul style="list-style-type: none"> <li>• Pencil tray</li> </ul>	▶ Page 255



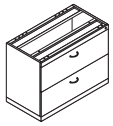
**Specification Information**

• Style Number	• Dimensions			• Configuration	• Base Price
	• D	• W	• H		
<b>TS2FILE</b>	18¼"	30½"	22¼"	Open Shelf, Box/File Left or Right	\$1151
<b>TS2FILE</b>	18¼"	30½"	22¼"	Door, Box/File Left or Right	\$1218
<b>TS2FILE</b>	18¼"	30½"	22¼"	Box/Box/File	\$1319



# TS Series Under-Worksurface Lateral Files

SIN 711.1



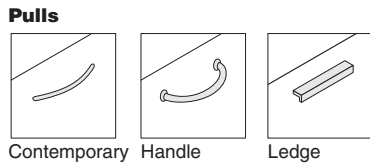
Tip: TS Series under-worksurface lateral files are only intended for use under a panel-mounted worksurface and cannot be used as freestanding. See Counterweight Requirements for Storage Products in the Storage Specification Guide.

Tip: When using hanging files with tabs, hanging file frames should be ordered, as folder's tabs may interfere with the opening and closing of each drawer.

Standard Includes	Required to Specify
-------------------	---------------------

- |  |   |  |
|--|---|--|
| <ul style="list-style-type: none"> <li>▶ Need help? See <i>Storage Specification Guide</i> for product details.</li> </ul> | <ul style="list-style-type: none"> <li>• Lateral file: paint price group 1</li> <li>• Pulls: metal</li> <li>• Lock face ring with plastic plug to accommodate lock cylinder: 9201 Polished Chrome</li> <li>• Adjustable glides: black plastic</li> <li>• Hanging file frames for letter, legal, and A-4 filing: Black</li> <li>• Attachment hardware</li> </ul> | <ul style="list-style-type: none"> <li>1 Style number</li> <li>2 Paint color number for lateral file</li> <li>3 Pull (see below under required selections)</li> <li>4 Options, if selected (see below)</li> <li>▶ See <i>Surface Materials</i>, page 258. Tip: Remember to specify lock cylinder and key.</li> <li>▶ <i>Lock Cylinders</i>, page 434.</li> </ul> |
|--|---|--|

Required Selections
---------------------



Options	Price	Required to Specify
---------	-------	---------------------

<b>Surface Materials</b>	<ul style="list-style-type: none"> <li>• Paint price group 1</li> <li>• Paint price group 2</li> <li>• Paint price group 3</li> </ul>	No cost +\$10 +\$20	Specify paint color number. Specify paint color number. Specify paint color number.
<b>Pulls</b>	<ul style="list-style-type: none"> <li>• Contemporary pulls</li> <li>• Handle pulls</li> <li>• Ledge pulls: 7207 Black</li> <li>• Ledge pulls: 4799 Platinum</li> </ul>	No cost No cost No cost +\$ 6	Specify with <i>contemporary pulls</i> . Specify with <i>handle pulls</i> . Specify with <i>7207 Black ledge pulls</i> . Specify with <i>4799 Platinum ledge pulls</i> .
<b>Related Products</b>	<ul style="list-style-type: none"> <li>• Under-worksurface lateral file drawer dividers</li> <li>• Under-worksurface lateral file front-to-back rails</li> <li>• Under-worksurface lateral file side-to-side hanging file frames</li> </ul>	▶ Page 256 ▶ Page 256 ▶ Page 256	

Specification Information					
Dimensions			Counterweight Package	Style Number	Base Price
D	W	H			

18¼"	30½"	27"	Not required	<b>TS2F230UL</b>	\$734
18¼"	36"	27"	Not required	<b>TS2F236UL</b>	\$812

TS Series  
Under-Worksurface  
Lateral Files

**SIN 711.1**

# TS Series Tower Too

SIN 711.1

Tip: Specify lock cylinders for each lock location.

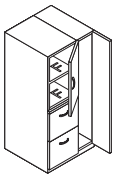
Tip: For legal or side-to-side filing, use 15" Universal Storage rails, RXADRL15.

Tip: For box drawer dividers, use RXADV1506 from the Universal Storage Collection. For file drawer dividers, use RXADV1212 from the Universal Storage Collection.

Standard Includes	Required to Specify
<ul style="list-style-type: none"> <li>▶ Need help? See <i>Storage Specification Guide</i> for product details.</li> <li>• Tower Too: paint price group 1</li> <li>• Storage cabinet with two fixed shelves and two file drawers</li> <li>• Handle pulls: 0835 Black or 9211 Nickel</li> <li>• Lock face ring for drawers with plastic plug to accommodate lock cylinder: 9201 Polished Chrome</li> <li>• Wardrobe hook, if selected</li> <li>• Wardrobe rod with shelf, if selected</li> <li>• Adjustable leveling glides</li> </ul>	<ul style="list-style-type: none"> <li>1 Style number</li> <li>2 Paint color number for Tower Too</li> <li>3 Color number for pulls</li> <li>4 Options, if selected (see below)</li> <li>▶ See <i>Surface Materials</i>, page 258.</li> <li>Tip: Remember to specify lock cylinder and key.</li> <li>▶ <i>Lock Cylinders</i>, page 434.</li> </ul>

Options	Price	Required to Specify
<b>Surface Materials</b> <ul style="list-style-type: none"> <li>• Paint price group 1</li> <li>• Paint price group 2</li> <li>• Paint price group 3</li> </ul>	<ul style="list-style-type: none"> <li>No cost</li> <li>+\$ 10</li> <li>+\$ 20</li> </ul>	<ul style="list-style-type: none"> <li>Specify paint color number.</li> <li>Specify paint color number.</li> <li>Specify paint color number.</li> </ul>
<b>Drawers</b> <ul style="list-style-type: none"> <li>• <b>Box drawers on 48"H, 54"H, and 66"H towers</b></li> <li>• Two box drawers in place of top file drawer</li> </ul>	<ul style="list-style-type: none"> <li>+\$192</li> </ul>	<ul style="list-style-type: none"> <li>Specify with box/box/file.</li> </ul>
<b>Pulls</b> <ul style="list-style-type: none"> <li>• Ledge bar pulls: 7207 Black</li> <li>• Ledge bar pulls: 4799 Platinum</li> </ul>	<ul style="list-style-type: none"> <li>No cost</li> <li>+\$ 6</li> </ul>	<ul style="list-style-type: none"> <li>Specify with 7207 Black ledge bar pulls.</li> <li>Specify with 4799 Platinum ledge bar pulls.</li> </ul>
<b>Lock</b> <ul style="list-style-type: none"> <li>• All locking (one lock for wardrobe, second lock for drawers, third lock for cabinet)</li> <li>• All locking for open side units (one lock for wardrobe, second lock for drawers)</li> </ul>	<ul style="list-style-type: none"> <li>+\$163</li> <li>+\$ 81</li> </ul>	<ul style="list-style-type: none"> <li>Specify with doors and drawers locking.</li> <li>Specify with doors and drawers locking.</li> </ul>

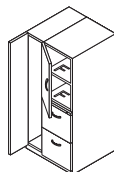
▶ See *Counterweight Requirements for Storage Products* in the *Storage Specification Guide*.



Specification Information						
• Dimensions			• Counterweight Package	• Style Number		• Base Price
D	W	H		Handle Pulls	Contemporary Pulls	
⋮	⋮	⋮	⋮	⋮	⋮	⋮

## Tower Too, Hinged Right

Wardrobe Hook						
24"	24"	54"	Not required	<b>TS2TWR54R</b>	<b>TS2TW54RC</b>	\$1632
24"	24"	66"	Not required	<b>TS2TWR66R</b>	<b>TS2TW66RC</b>	\$1681
Wardrobe Rod with Shelf						
24"	24"	54"	Not required	<b>TS2TWR54RS</b>	<b>TS2TW54RSC</b>	\$1719
24"	24"	66"	Not required	<b>TS2TWR66RS</b>	<b>TS2TW66RSC</b>	\$1766



## Tower Too, Hinged Left

Wardrobe Hook						
24"	24"	54"	Not required	<b>TS2TWR54L</b>	<b>TS2TW54LC</b>	\$1632
24"	24"	66"	Not required	<b>TS2TWR66L</b>	<b>TS2TW66LC</b>	\$1681
Wardrobe Rod with Shelf						
24"	24"	54"	Not required	<b>TS2TWR54LS</b>	<b>TS2TW54LSC</b>	\$1719
24"	24"	66"	Not required	<b>TS2TWR66LS</b>	<b>TS2TW66LSC</b>	\$1766

▶ **Specification Information, continued on next page**

F=Fixed shelf

SIN 711.1

► Specification Information, continued from previous page

**Specification Information**

Dimensions			Counterweight Package	Style Number		Base Price
D	W	H		Handle Pulls	Contemporary Pulls	

**Tower Too, Hinged Right with Open Side Shelving**

**Wardrobe Hook**

24"	24"	48"	Not required	<b>TS2TWRS48R</b>	<b>TS2TWS48RC</b>	\$1895
24"	24"	54"	Not required	<b>TS2TWRS54R</b>	<b>TS2TWS54RC</b>	\$1922
24"	24"	66"	Not required	<b>TS2TWRS66R</b>	<b>TS2TWS66RC</b>	\$1971

**Wardrobe Rod with Shelf**

24"	24"	48"	Not required	<b>TS2TWRS48RS</b>	<b>TS2TWS48RSC</b>	\$1978
24"	24"	54"	Not required	<b>TS2TWRS54RS</b>	<b>TS2TWS54RSC</b>	\$2006
24"	24"	66"	Not required	<b>TS2TWRS66RS</b>	<b>TS2TWS66RSC</b>	\$2057

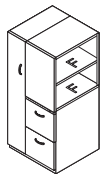
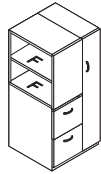
**Tower Too, Hinged Left with Open Side Shelving**

**Wardrobe Hook**

24"	24"	48"	Not required	<b>TS2TWRS48L</b>	<b>TS2TWS48LC</b>	\$1895
24"	24"	54"	Not required	<b>TS2TWRS54L</b>	<b>TS2TWS54LC</b>	\$1922
24"	24"	66"	Not required	<b>TS2TWRS66L</b>	<b>TS2TWS66LC</b>	\$1971

**Wardrobe Rod with Shelf**

24"	24"	48"	Not required	<b>TS2TWRS48LS</b>	<b>TS2TWS48LSC</b>	\$1978
24"	24"	54"	Not required	<b>TS2TWRS54LS</b>	<b>TS2TWS54LSC</b>	\$2006
24"	24"	66"	Not required	<b>TS2TWRS66LS</b>	<b>TS2TWS66LSC</b>	\$2057



F=Fixed shelf

TS Series Storage

**Dome**



**Standard Includes**      **Required to Specify**

- |   |   |  |
|---|---|--|
| <p>► Need help? See <i>Storage Specification Guide</i> for product details.</p> | <ul style="list-style-type: none"> <li>• Dome: paint price group 1</li> <li>• Hardware package</li> </ul> | <ul style="list-style-type: none"> <li>1 Style number</li> <li>2 Paint color number for dome</li> <li>3 Options, if selected (see below)</li> </ul> <p>► See <i>Surface Materials</i>, page 258.</p> |
|---|---|--|

**Options**      **Price**      **Required to Specify**

<b>Surface Materials</b>	<ul style="list-style-type: none"> <li>• Paint price group 1</li> <li>• Paint price group 2</li> <li>• Paint price group 3</li> </ul>	No cost +\$10 +\$20	Specify paint color number. Specify paint color number. Specify paint color number.
--------------------------	---	---------------------------	---

**Specification Information**

Dimensions			Style Number	Base Price
D	W	H		
24"	24"	4½"	<b>TS2TDME</b>	\$574

# TS Series Single Lockers

SIN 711.1

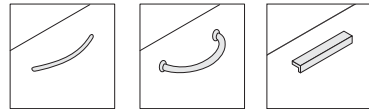


Standard Includes	Required to Specify
-------------------	---------------------

<p>▶ Need help? See <i>Storage Specification Guide</i> for product details.</p> <ul style="list-style-type: none"> <li>Locker: paint price group 1</li> <li>Pulls: metal</li> <li>Lock face ring with plastic plug to accommodate lock cylinder: 9201 Polished Chrome</li> <li>Two wardrobe hooks on 18"D lockers, if selected</li> <li>One coat rod on 24"D lockers, if selected</li> <li>Adjustable leveling glides</li> <li>An adjustable shelf for 52"H and 66"H lockers, paint color to match locker</li> <li>Ganging hardware</li> </ul>	<ol style="list-style-type: none"> <li>Style number</li> <li>Depth (see below under Required Selections)</li> <li>Width (see below under Required Selections)</li> <li>Height (see below under Required Selections)</li> <li>Paint color number for locker</li> <li>Pull (see options below under Required Selections)</li> <li>Options, if selected (see below)</li> </ol> <p>▶ See <i>Surface Materials</i>, page 258. <i>Tip: Remember to specify lock cylinder and key.</i></p> <p>▶ <i>Lock Cylinders</i>, page 434.</p>
--	---

Required Selections	Price	Required to Specify
---------------------	-------	---------------------

**Pulls**



Contemporary    Handle    Ledge

<b>Depth</b>	<ul style="list-style-type: none"> <li>18"D</li> <li>24"D</li> </ul>	Prices at right Prices at right	Specify with 18"D. Specify with 24"D.
<b>Width</b>	<ul style="list-style-type: none"> <li>12"W</li> <li>18"W</li> </ul>	Prices at right Prices at right	Specify with 12"W. Specify with 18"W.
<b>Height</b>	<ul style="list-style-type: none"> <li>40"H</li> <li>52"H</li> <li>66"H</li> </ul>	Prices at right Prices at right Prices at right	Specify with 40"H. Specify with 52"H. Specify with 66"H.

*Tip: Adjustable shelf available in service parts.*

*Tip: Ganging screws included in standard hardware pack.*

Options	Price	Required to Specify
---------	-------	---------------------

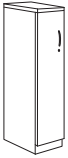
<b>Surface Materials</b>	<ul style="list-style-type: none"> <li>Paint price group 1</li> <li>Paint price group 2</li> <li>Paint price group 3</li> </ul>	No cost +\$ 10 +\$ 20	Specify paint color number. Specify paint color number. Specify paint color number.
<b>Hinge Location</b>	<ul style="list-style-type: none"> <li>Left-sided hinge</li> <li>Right-sided hinge</li> </ul>	No cost No cost	Specify with <i>left-sided hinge</i> . Specify with <i>right-sided hinge</i> .
<b>Pulls</b>	<ul style="list-style-type: none"> <li>Contemporary pulls</li> <li>Handle pulls</li> <li>Ledge pulls: 7207 Black</li> <li>Ledge pulls: 4799 Platinum Metallic</li> </ul>	No cost No cost No cost +\$ 6	Specify with <i>contemporary pulls</i> . Specify with <i>handle pulls</i> . Specify with <i>7207 Black ledge pulls</i> . Specify with <i>4799 Platinum Metallic ledge pulls</i> .
<b>Electronic Lock</b>	<ul style="list-style-type: none"> <li>Electronic lock</li> </ul>	+\$318	Specify with <i>electronic lock</i> .

*Tip: When electronic lock option is selected, the pull option cannot be selected. Electronic locks replace the pulls on doors.*

**SIN 711.1**

**Specification Information**

Style Number	Dimensions		Base Prices	
	D	H	12"W	18"W
<b>TS2LOCKER1</b>	18"	40"	\$ 931	\$ 941
	18"	52"	\$ 948	\$1139
	18"	66"	\$ 972	\$1329
	24"	40"	\$ 947	\$ 973
	24"	52"	\$1182	\$1195
	24"	66"	\$1210	\$1391



*Tip: For interior dimensions, see Storage Specification Guide.*

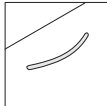
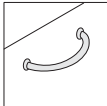
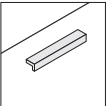
# TS Series Double Lockers

SIN 711.1



Tip: Both doors hinge together, either left side or right side.

Standard Includes		Required to Specify
<ul style="list-style-type: none"> <li>▶ Need help? See <i>Storage Specification Guide</i> for product details.</li> </ul>	<ul style="list-style-type: none"> <li>Locker: paint price group 1</li> <li>Pulls: metal</li> <li>Lock face ring with plastic plug to accommodate lock cylinder: 9201 Polished Chrome</li> <li>Two wardrobe hooks</li> <li>Adjustable leveling glides</li> <li>Ganging hardware</li> </ul>	<ol style="list-style-type: none"> <li>Style number</li> <li>Depth (see below under Required Selections)</li> <li>Width (see below under Required Selections)</li> <li>Paint color number for locker</li> <li>Pull (see below under Required Selections)</li> <li>Options, if selected (see below)</li> </ol> <p>▶ See <i>Surface Materials</i>, page 258.                      Tip: Remember to specify lock cylinder and key.                      ▶ <i>Lock Cylinders</i>, page 434.</p>

Required Selections	Price	Required to Specify
<b>Pulls</b>		
		
Contemporary	Handle	Ledge
<b>Depth</b>	<ul style="list-style-type: none"> <li>18"D</li> <li>24"D</li> </ul>	Prices below Prices below Specify with 18"D. Specify with 24"D.
<b>Width</b>	<ul style="list-style-type: none"> <li>12"W</li> <li>18"W</li> </ul>	Prices below Prices below Specify with 12"W. Specify with 18"W.

Tip: Adjustable shelf available in service parts.

Tip: Ganging screws included in standard hardware pack.

Options	Price	Required to Specify
<b>Surface Materials</b>	<ul style="list-style-type: none"> <li>Paint price group 1</li> <li>Paint price group 2</li> <li>Paint price group 3</li> </ul>	No cost +\$ 10 +\$ 20 Specify paint color number. Specify paint color number. Specify paint color number.
<b>Hinge Location</b>	<ul style="list-style-type: none"> <li>Left-sided hinge</li> <li>Right-sided hinge</li> </ul>	No cost No cost Specify with left-sided hinge. Specify with right-sided hinge.
<b>Pulls</b>	<ul style="list-style-type: none"> <li>Contemporary pulls</li> <li>Handle pulls</li> <li>Ledge pulls: 7207 Black</li> <li>Ledge pulls: 4799 Platinum Metallic</li> </ul>	No cost No cost No cost +\$ 6 Specify with contemporary pulls. Specify with handle pulls. Specify with 7207 Black ledge pulls. Specify with 4799 Platinum Metallic ledge pulls.
<b>Electronic Lock</b>	<ul style="list-style-type: none"> <li>Electronic lock</li> </ul>	+\$636 Specify with electronic lock.

Tip: When electronic lock option is selected, the pull option cannot be selected. Electronic locks replace the pulls on doors.

Specification Information				
Style Number	Dimensions		Base Prices	
	D	H	12"W	18"W
TS2LOCKER2	18"	66"	\$1113	\$1389
	24"	66"	\$1385	\$1445

Tip: For interior dimensions, see Storage Specification Guide.



# TS Series Quad Locker

SIN 711.1



Tip: The four locker doors hinge together, either left or right.

Tip: Adjustable shelf available in service parts.

Tip: Ganging screws included in standard hardware pack.

Tip: When electronic lock option is selected, the pull option cannot be selected. Electronic locks replace the pulls on doors.

Tip: For interior dimensions, please see Storage Specification Guide.

Standard Includes		Required to Specify
<ul style="list-style-type: none"> <li>▶ Need help? See <i>Storage Specification Guide</i> for product details.</li> </ul>	<ul style="list-style-type: none"> <li>Locker: paint price group 1</li> <li>Pulls: metal</li> <li>Lock face ring with plastic plug to accommodate lock cylinder: 9201 Polished Chrome</li> <li>Four wardrobe hooks</li> <li>Adjustable leveling glides</li> <li>Ganging hardware</li> </ul>	<ol style="list-style-type: none"> <li>Style number</li> <li>Paint color number for locker</li> <li>Pull (see below under Required Selections)</li> <li>Options, if selected (see below)</li> </ol> <ul style="list-style-type: none"> <li>▶ See <i>Surface Materials</i>, page 258. Tip: Remember to specify lock cylinder and key.</li> <li>▶ <i>Lock Cylinders</i>, page 434.</li> </ul>

Required Selections		
<b>Pulls</b>		
		
Contemporary	Handle	Ledge

	Options	Price	Required to Specify
<b>Surface Materials</b>	<ul style="list-style-type: none"> <li>Paint price group 1</li> <li>Paint price group 2</li> <li>Paint price group 3</li> </ul>	No cost +\$ 10 +\$ 20	Specify paint color number. Specify paint color number. Specify paint color number.
<b>Hinge Location</b>	<ul style="list-style-type: none"> <li>Left-sided hinge</li> <li>Right-sided hinge</li> </ul>	No cost No cost	Specify with <i>left-sided hinge</i> . Specify with <i>right-sided hinge</i> .
<b>Pulls</b>	<ul style="list-style-type: none"> <li>Contemporary pulls</li> <li>Handle pulls</li> <li>Ledge pulls: 7207 Black</li> <li>Ledge pulls: 4799 Platinum Metallic</li> </ul>	No cost No cost No cost +\$ 6	Specify with <i>contemporary pulls</i> . Specify with <i>handle pulls</i> . Specify with <i>7207 Black ledge pulls</i> . Specify with <i>4799 Platinum Metallic ledge pulls</i> .
<b>Electronic Lock</b>	<ul style="list-style-type: none"> <li>Electronic lock</li> </ul>	+\$1272	Specify with <i>electronic lock</i> .

Specification Information				
Style Number	Dimensions			Base Price
	D	W	H	
TS2LOCKER4	18"	24"	66"	\$1890

TS Series Storage

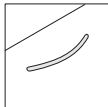
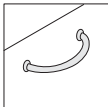
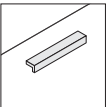
# TS Series Single Cubby Lockers

SIN 711.1



Tip: All cubby locker doors hinge together, either left side or right side.

Standard Includes		Required to Specify
<ul style="list-style-type: none"> <li>▶ Need help? See <i>Storage Specification Guide</i> for product details.</li> </ul>	<ul style="list-style-type: none"> <li>Locker: paint price group 1</li> <li>Pulls: metal</li> <li>Lock face ring with plastic plug to accommodate lock cylinder: 9201 Polished Chrome</li> <li>Adjustable leveling glides</li> <li>Ganging hardware</li> </ul>	<ol style="list-style-type: none"> <li>Style number</li> <li>Height (see below under Required Selections)</li> <li>Paint color number for locker</li> <li>Pull (see below under Required Selections)</li> <li>Options, if selected (see below)</li> </ol> <ul style="list-style-type: none"> <li>▶ See <i>Surface Materials</i>, page 258. Tip: Remember to specify lock cylinder and key.</li> <li>▶ <i>Lock Cylinders</i>, page 434.</li> </ul>

Required Selections	Price	Required to Specify
<b>Pulls</b>		
 Contemporary  Handle  Ledge		
<b>Height</b>	<ul style="list-style-type: none"> <li>• 35"H Price below</li> <li>• 51"H Price below</li> <li>• 66"H Price below</li> </ul>	<ul style="list-style-type: none"> <li>Specify with 35"H.</li> <li>Specify with 51"H.</li> <li>Specify with 66"H.</li> </ul>

Tip: Ganging screws included in standard hardware pack.

Options	Price	Required to Specify
<b>Surface Materials</b>	<ul style="list-style-type: none"> <li>• Paint price group 1 No cost</li> <li>• Paint price group 2 +\$ 10</li> <li>• Paint price group 3 +\$ 20</li> </ul>	<ul style="list-style-type: none"> <li>Specify paint color number.</li> <li>Specify paint color number.</li> <li>Specify paint color number.</li> </ul>
<b>Hinge Location</b>	<ul style="list-style-type: none"> <li>• Left-sided hinge No cost</li> <li>• Right-sided hinge No cost</li> </ul>	<ul style="list-style-type: none"> <li>Specify with left-sided hinge.</li> <li>Specify with right-sided hinge.</li> </ul>
<b>Pulls</b>	<ul style="list-style-type: none"> <li>• Contemporary pulls No cost</li> <li>• Handle pulls No cost</li> <li>• Ledge pulls: 7207 Black No cost</li> <li>• Ledge pulls: 4799 Platinum Metallic +\$ 6</li> </ul>	<ul style="list-style-type: none"> <li>Specify with contemporary pulls.</li> <li>Specify with handle pulls.</li> <li>Specify with 7207 Black ledge pulls.</li> <li>Specify with 4799 Platinum Metallic ledge pulls.</li> </ul>
<b>Electronic Lock</b>	<ul style="list-style-type: none"> <li>• Electronic lock on two door locker +\$ 636</li> <li>• Electronic lock on three door locker +\$ 954</li> <li>• Electronic lock on four door locker +\$1272</li> </ul>	<ul style="list-style-type: none"> <li>Specify with electronic lock.</li> <li>Specify with electronic lock.</li> <li>Specify with electronic lock.</li> </ul>

Tip: When electronic lock option is selected, the pull option cannot be selected. Electronic locks replace the pulls on doors.

Specification Information					
Style Number	Dimensions			Number of Doors	Base Price
	D	W	H		
TS2LOCKERCUB1	18"	12"	35"	2	\$ 994
	18"	12"	51"	3	\$1025
	18"	12"	66"	4	\$1245

Tip: For interior dimensions, see Storage Specification Guide.

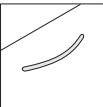
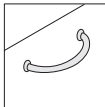
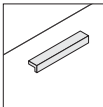
# TS Series Double Cubby Lockers

SIN 711.1



*Tip: All cubby locker doors hinge together, either left side or right side.*

Standard Includes		Required to Specify
<ul style="list-style-type: none"> <li>▶ Need help? See <i>Storage Specification Guide</i> for product details.</li> </ul>	<ul style="list-style-type: none"> <li>Locker: paint price group 1</li> <li>Pulls: metal</li> <li>Lock face ring with plastic plug to accommodate lock cylinder: 9201 Polished Chrome</li> <li>Adjustable leveling glides</li> <li>Ganging hardware</li> </ul>	<ol style="list-style-type: none"> <li>Style number</li> <li>Height (see below under Required Selections)</li> <li>Paint color number for locker</li> <li>Pull (see below under Required Selections)</li> <li>Options, if selected (see below)</li> </ol> <ul style="list-style-type: none"> <li>▶ See <i>Surface Materials</i>, page 258.</li> <li><i>Tip: Remember to specify lock cylinder and key.</i></li> <li>▶ <i>Lock Cylinders</i>, page 434.</li> </ul>

Required Selections	Price	Required to Specify
<b>Pulls</b>		
		
Contemporary	Handle	Ledge
<b>Height</b>	<ul style="list-style-type: none"> <li>• 35"H</li> <li>• 51"H</li> <li>• 66"H</li> </ul>	<ul style="list-style-type: none"> <li>Price below</li> <li>Price below</li> <li>Price below</li> </ul>
		<ul style="list-style-type: none"> <li>Specify with 35"H.</li> <li>Specify with 51"H.</li> <li>Specify with 66"H.</li> </ul>

*Tip: Ganging screws included in standard hardware pack.*

Options	Price	Required to Specify
<b>Surface Materials</b>	<ul style="list-style-type: none"> <li>• Paint price group 1</li> <li>• Paint price group 2</li> <li>• Paint price group 3</li> </ul>	<ul style="list-style-type: none"> <li>No cost</li> <li>+\$ 10</li> <li>+\$ 20</li> </ul>
		<ul style="list-style-type: none"> <li>Specify paint color number.</li> <li>Specify paint color number.</li> <li>Specify paint color number.</li> </ul>
<b>Hinge Location</b>	<ul style="list-style-type: none"> <li>• Left-sided hinge</li> <li>• Right-sided hinge</li> </ul>	<ul style="list-style-type: none"> <li>No cost</li> <li>No cost</li> </ul>
		<ul style="list-style-type: none"> <li>Specify with left-sided hinge.</li> <li>Specify with right-sided hinge.</li> </ul>
<b>Pulls</b>	<ul style="list-style-type: none"> <li>• Contemporary pulls</li> <li>• Handle pulls</li> <li>• Ledge pulls: 7207 Black</li> <li>• Ledge pulls: 4799 Platinum Metallic</li> </ul>	<ul style="list-style-type: none"> <li>No cost</li> <li>No cost</li> <li>No cost</li> <li>+\$ 6</li> </ul>
		<ul style="list-style-type: none"> <li>Specify with contemporary pulls.</li> <li>Specify with handle pulls.</li> <li>Specify with 7207 Black ledge pulls.</li> <li>Specify with 4799 Platinum Metallic ledge pulls.</li> </ul>
<b>Electronic Lock</b>	<ul style="list-style-type: none"> <li>• Electronic lock on four door locker</li> <li>• Electronic lock on six door locker</li> <li>• Electronic lock on eight door locker</li> </ul>	<ul style="list-style-type: none"> <li>+\$1272</li> <li>+\$1908</li> <li>+\$2544</li> </ul>
		<ul style="list-style-type: none"> <li>Specify with electronic lock.</li> <li>Specify with electronic lock.</li> <li>Specify with electronic lock.</li> </ul>

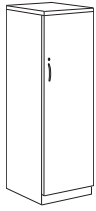
*Tip: When electronic lock option is selected, the pull option cannot be selected. Electronic locks replace the pulls on doors.*

Specification Information					
Style Number	Dimensions			Number of Doors	Base Price
	D	W	H		
TS2LOCKERCUB2	18"	24"	35"	4	\$1734
	18"	24"	51"	6	\$1844
	18"	24"	66"	8	\$2241

*Tip: For interior dimensions, see Storage Specification Guide.*

# TS Series Multipurpose Locker

SIN 711.1



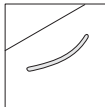
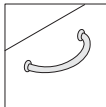
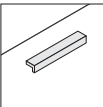
Tip: Adjustable shelf available in service parts.

Tip: Ganging screws included in standard hardware pack.

Standard Includes	Required to Specify
<ul style="list-style-type: none"> <li>▶ Need help? See <i>Storage Specification Guide</i> for product details.</li> <li>• Locker: paint price group 1</li> <li>• Pulls: metal</li> <li>• Lock face ring with plastic plug to accommodate lock cylinder: 9201 Polished Chrome</li> <li>• Adjustable leveling glides</li> <li>• Fixed shelf on top and three adjustable shelves: paint color to match locker</li> <li>• Pull out hanging file rack</li> <li>• Wardrobe hook</li> </ul>	<ol style="list-style-type: none"> <li>1 Style number</li> <li>2 Paint color number for locker</li> <li>3 Pull (see below under Required Selections)</li> <li>4 Options, if selected (see below)</li> </ol> <ul style="list-style-type: none"> <li>▶ See <i>Surface Materials</i>, page 258.</li> <li>Tip: Remember to specify lock cylinder and key.</li> <li>▶ <i>Lock Cylinders</i>, page 434.</li> </ul>

## Required Selections

**Pulls**

		
Contemporary	Handle	Ledge

Options	Price	Required to Specify
<b>Surface Materials</b> <ul style="list-style-type: none"> <li>• Paint price group 1</li> <li>• Paint price group 2</li> <li>• Paint price group 3</li> </ul>	No cost +\$ 10 +\$ 20	Specify paint color number. Specify paint color number. Specify paint color number.
<b>Hinge Location</b> <ul style="list-style-type: none"> <li>• Left-sided hinge</li> <li>• Right-sided hinge</li> </ul>	No cost No cost	Specify with <i>left-sided hinge</i> . Specify with <i>right-sided hinge</i> .
<b>Pulls</b> <ul style="list-style-type: none"> <li>• Contemporary pulls</li> <li>• Handle pulls</li> <li>• Ledge pulls: 7207 Black</li> <li>• Ledge pulls: 4799 Platinum Metallic</li> </ul>	No cost No cost No cost +\$ 6	Specify with <i>contemporary pulls</i> . Specify with <i>handle pulls</i> . Specify with <i>7207 Black ledge pulls</i> . Specify with <i>4799 Platinum Metallic ledge pulls</i> .
<b>Electronic Lock</b> <ul style="list-style-type: none"> <li>• Electronic lock</li> </ul>	+\$318	Specify with <i>electronic lock</i> .

Tip: When electronic lock option is selected, the pull option cannot be selected. Electronic locks replace the pulls on doors.

## Specification Information

Style Number	Dimensions			Base Price
	D	W	H	
TS2LOCKERMULTI	18"	18"	66"	\$1389

Tip: For interior dimensions, see Storage Specification Guide.

# TS Series Mini Locker

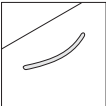
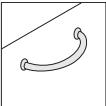
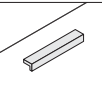
SIN 711.1



Standard Includes		Required to Specify
<ul style="list-style-type: none"> <li>▶ Need help? See <i>Storage Specification Guide</i> for product details.</li> </ul>	<ul style="list-style-type: none"> <li>Locker: paint price group 1</li> <li>Pulls: metal</li> <li>Lock face ring with plastic plug to accommodate lock cylinder: 9201 Polished Chrome</li> <li>1½"-diameter, front-locking, hard casters</li> <li>An adjustable shelf, paint color to match locker</li> </ul>	<ol style="list-style-type: none"> <li>Style number</li> <li>Paint color number for locker</li> <li>Pull (see below under Required Selections)</li> <li>Options, if selected (see below)</li> </ol> <ul style="list-style-type: none"> <li>▶ See <i>Surface Materials</i>, page 258.</li> <li><i>Tip: Remember to specify lock cylinder and key.</i></li> <li>▶ <i>Lock Cylinders</i>, page 434.</li> </ul>

## Required Selections

**Pulls**

		
Contemporary	Handle	Ledge

*Tip: Adjustable shelf available in service parts.*

Options	Price	Required to Specify
<b>Surface Materials</b> <ul style="list-style-type: none"> <li>Paint price group 1</li> <li>Paint price group 2</li> <li>Paint price group 3</li> </ul>	No cost +\$ 10 +\$ 20	Specify paint color number. Specify paint color number. Specify paint color number.
<b>Glides</b> <ul style="list-style-type: none"> <li>Adjustable leveling glides</li> </ul>	No cost	Specify <i>with glides</i> .
<b>Hinge Location</b> <ul style="list-style-type: none"> <li>Left-sided hinge</li> <li>Right-sided hinge</li> </ul>	No cost No cost	Specify <i>with left-sided hinge</i> . Specify <i>with right-sided hinge</i> .
<b>Pulls</b> <ul style="list-style-type: none"> <li>Contemporary pulls</li> <li>Handle pulls</li> <li>Ledge pulls: 7207 Black</li> <li>Ledge pulls: 4799 Platinum Metallic</li> </ul>	No cost No cost No cost +\$ 6	Specify <i>with contemporary pulls</i> . Specify <i>with handle pulls</i> . Specify <i>with 7207 Black ledge pulls</i> . Specify <i>with 4799 Platinum Metallic ledge pulls</i> .
<b>Electronic Lock</b> <ul style="list-style-type: none"> <li>Electronic lock</li> </ul>	+\$318	Specify <i>with electronic lock</i> .

*Tip: When electronic lock option is selected, the pull option cannot be selected. Electronic locks replace the pulls on doors.*

## Specification Information

Style Number	Dimensions			Base Price
	D	W	H	
TS2LOCKERMINI	18¼"	10"	21¾"	\$782

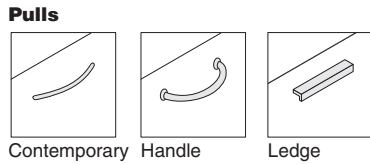
*Tip: For interior dimensions, see Storage Specification Guide.*

# TS Series Freestanding Lateral Files

SIN 711.1

Standard Includes		Required to Specify
<ul style="list-style-type: none"> <li>▶ Need help? See <i>Storage Specification Guide</i> for product details.</li> </ul>	<ul style="list-style-type: none"> <li>Lateral file: paint price group 1</li> <li>Pulls: metal</li> <li>Lock face ring with plastic plug to accommodate lock cylinder: 9201 Polished Chrome</li> <li>Adjustable glides: black plastic</li> <li>Hanging file frames for letter, legal, and A-4 filing: black</li> <li>Attachment hardware</li> </ul>	<ol style="list-style-type: none"> <li>Style number</li> <li>Paint color number for lateral file</li> <li>Pull (see below under required selections)</li> <li>Options, if selected (see below)</li> </ol> <p>▶ See <i>Surface Materials</i>, page 258.  <i>Tip: Remember to specify lock cylinder and key.</i></p> <p>▶ <i>Lock Cylinders</i>, page 434.</p>

## Required Selections



Options	Price	Required to Specify
<b>Surface Materials</b> <ul style="list-style-type: none"> <li>Paint price group 1</li> <li>Paint price group 2</li> <li>Paint price group 3</li> </ul>	No cost +\$ 10 +\$ 20	Specify paint color number. Specify paint color number. Specify paint color number.
<b>Counterweights</b> <ul style="list-style-type: none"> <li>For use with 30"W file</li> <li>For use with 36"W file</li> </ul>	+\$231 +\$256	Specify with package 1 counterweight. Specify with package 2 counterweight.
<b>Pulls</b> <ul style="list-style-type: none"> <li>Contemporary pulls</li> <li>Handle</li> <li>Ledge pulls: 7207 Black</li> <li>Ledge pulls: 4799 Platinum</li> </ul>	No cost No cost No cost +\$ 6	Specify with contemporary pulls. Specify with handle pulls. Specify with 7207 Black ledge pulls. Specify with 4799 Platinum ledge pulls.
<b>Related Products</b> <ul style="list-style-type: none"> <li>Under-worksurface lateral file drawer dividers</li> <li>Under-worksurface lateral file front-to-back rails</li> <li>Under-worksurface lateral file side-to-side hanging file frames</li> <li>Counterweight packages</li> </ul>		▶ Page 255 ▶ Page 256 ▶ Page 256 ▶ Page 257

▶ See *Counterweight Requirements for Storage Products* in the *Storage Specification Guide*.

## Specification Information

Dimensions			Counterweight Package	Style Number	Base Price
D	W	H			

### Open-Open Configurations

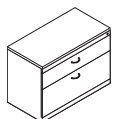
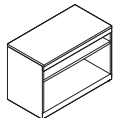
#### One 6"H Opening with Fixed Shelf and One 12"H Opening with Fixed Shelf

18¼"	30"	21"	Not required	<b>TS2F130A</b>	\$620
18¼"	36"	21"	Not required	<b>TS2F136A</b>	\$687

### Drawer-Drawer Configurations

#### One 6"H Drawer and One 12"H Drawer

18¼"	30"	21"	Package 1	<b>TS2F130B</b>	\$769
18¼"	36"	21"	Package 2	<b>TS2F136B</b>	\$831



# TS Series Pedestal and Under-Worksurface Lateral File Accessories

SIN 711.1

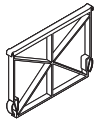
## Box Drawer Divider



Standard Includes	Required to Specify
<ul style="list-style-type: none"> <li>▶ Need help? See <i>Storage Specification Guide</i> for product details.</li> <li>• Box drawer divider: black plastic</li> </ul>	<ul style="list-style-type: none"> <li>Style number</li> </ul>

Specification Information				
• Dimensions			• Style	• Price
D	W	H	Number	
3/4"	12 3/4"	4 3/8"	<b>TS2PBDD</b>	\$5

## File Drawer Divider



*Tip: File drawer divider is required to file legal-sized files in pedestal file drawers.*

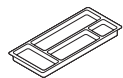
*Tip: TS2PFDD pedestal file drawer divider cannot be used with TS Series under-worksurface pedestals.*

Standard Includes	Required to Specify
<ul style="list-style-type: none"> <li>▶ Need help? See <i>Storage Specification Guide</i> for product details.</li> <li>• File drawer divider: black plastic</li> </ul>	<ul style="list-style-type: none"> <li>Style number</li> </ul>

Specification Information				
• Dimensions			• Style	• Price
D	W	H	Number	
3/4"	12 3/4"	9 3/16"	<b>TS2PFDD</b>	\$12

TS Series Storage

## Pencil Tray

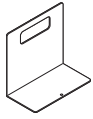


Standard Includes	Required to Specify
<ul style="list-style-type: none"> <li>▶ Need help? See <i>Storage Specification Guide</i> for product details.</li> <li>• Pencil tray: black plastic</li> </ul>	<ul style="list-style-type: none"> <li>Style number</li> </ul>

Specification Information				
• Dimensions			• Style	• Price
D	W	H	Number	
5 9/16"	12 7/8"	1"	<b>TS2PPT</b>	\$12

SIN 711.1

**Under-Worksurface Lateral File Drawer Dividers**

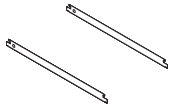


Tip: For use with under-worksurface lateral files TS2F230UL and TS2F236UL only.

Standard Includes		Required to Specify
<ul style="list-style-type: none"> <li>▶ Need help? See <i>Storage Specification Guide</i> for product details.</li> </ul>	<ul style="list-style-type: none"> <li>• Package of three under-worksurface lateral file drawer dividers: black paint</li> </ul>	Style number

Specification Information				
Dimensions			Style Number	Price
D	W	H		
4"	8"	7 <sup>9</sup> / <sub>16</sub> "	<b>TS2FDV</b>	\$46

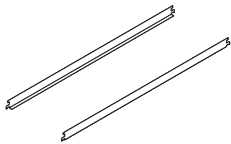
**Under-Worksurface Lateral File Front-to-Back Rails**



Standard Includes		Required to Specify
<ul style="list-style-type: none"> <li>▶ Need help? See <i>Storage Specification Guide</i> for product details.</li> </ul>	<ul style="list-style-type: none"> <li>• Pair of rails to accommodate front-to-back filing: black paint</li> </ul>	Style number

Specification Information				
Dimensions			Style Number	Price
D	W	H		
1"	15"	1/2"	<b>TS2FFTBR</b>	\$12

**Under-Worksurface Lateral File Side-to-Side Hanging File Frames**



Tip: For use with under-worksurface lateral files TS2F230UL and TS2F236UL only.

Standard Includes		Required to Specify
<ul style="list-style-type: none"> <li>▶ Need help? See <i>Storage Specification Guide</i> for product details.</li> </ul>	<ul style="list-style-type: none"> <li>• Pair of hanging file frames to accommodate side-to-side filing: black paint</li> </ul>	Style number

Specification Information				
Dimensions			Style Number	Price
D	W	H		
<b>For Use with 30"W Freestanding Lateral File Drawer</b>				
1/8"	26 1/2"	1"	<b>TS2FHF30A</b>	\$29
<b>For Use with 30 1/2"W Under-Worksurface Lateral File Drawer</b>				
1/8"	27"	1"	<b>TS2FHF30</b>	\$29
<b>For Use with 36"W Lateral File Drawer</b>				
1/8"	33"	1"	<b>TS2FHF36</b>	\$34



## Counterweight Packages

For Use with TS Series Freestanding Lateral Files Only



Standard Includes	Required to Specify
<ul style="list-style-type: none"> <li>▶ Need help? See <i>Storage Specification Guide</i> for product details.</li> <li>• Counterweight: black only</li> <li>• Attachment hardware</li> </ul>	Style number

Specification Information		
Package Name	Style Number	Price
Package 1	<b>TS2CW1</b>	\$231
Package 2	<b>TS2CW2</b>	\$256
·	·	·

# TS Series Surface Materials

► For Surface Materials matrices for all product lines, see page 431.

## Paint

### Steelcase Surfaces

Applies to:

- Mobile pedestals
- Under-worksurface pedestals
- Under-worksurface lateral files
- Lateral files
- Dome
- Pedestal fillers
- Tower Too
- File centers
- Lockers

#### Price Group 1

- 7207 Black
- 7225 Sand
- 7241 Arctic White
- 7243 Seagull

#### Price Group 2

##### Smooth Metallic

- 4750 Champagne Metallic
- 4798 Sterling Metallic
- 4799 Platinum Metallic

##### Textured Metallic

- 7246 Midnight Metallic

Applies to:

- turnstone handle pulls
- 0835 Black
- 9211 Nickel

Applies to:

- turnstone bar pulls
- 7207 Black
- 4799 Platinum Metallic

Applies to:

- Contemporary pulls
- 0835 Black
- 9201 Polished chrome
- 9211 Nickel
- 9212 Silver

### Select Surfaces

#### Price Group 3

##### Accent paint

Accent paints allow you to choose from a pre-matched color palette of trend driven colors that are available without the PerfectMatch registration fee. Refer to the Surface Materials Reference Manual for more information about this program.

### Lux Coatings

- 4B20 Obsidian
- 4B22 Matte Brass
- 4B23 Burnished Bronze
- 4B24 Night Bronze
- 4B25 Matte Copper
- 4B26 Smoked Mica
- 4B27 Blue Steel
- 4B28 Silver Lilac
- 4B29 Cast Iron
- 4B30 Bright Gold

## Upholstery

Applies to:

- Mobile pedestal seat cushion
- File center seat cushion

### Steelcase Surfaces

#### Price Group 1

- Buzz2
- Era
- Jacks
- Link
- New Black
- Playground

#### Price Group 2

- Chainmail
  - Cogent: Connect
  - Cogent: Trails
  - New Black
  - Nitelights
  - Spyder
- Tip: New Black upholstery has color numbers in both price group 1 and price group 2.*

#### Price Group 3

- Billiard Multi-Use by Designtex
  - Gaja — Cradle to Cradle Certified™ Silver
  - Imperma
  - Redeem
  - Retrieve
  - Texel
- Tip: All Price Group 3 Steelcase Textiles upholstery requires an additional leadtime of two or more weeks.*

#### Price Group 5

- Bo Peep
- Remix
- Silk

#### Price Group 6

- Brisa

#### Price Group 7

- Steelcut Trio

### Select Surfaces

**For information on products within Select Surfaces**, including accent paints and fabrics from Designtex, Gabriel, Kvadrat, and Pollack, please refer to the *Surface Materials Reference Manual* or visit [Steelcase.com/selectsurfaces](http://Steelcase.com/selectsurfaces).

### Custom Surfaces

#### Price Group COM/ COL

##### (Customer's Own Material/Leather)

See *Steelcase Surface Materials Reference Manual*.

---

# Storage

---



**Statement of Line** **260**



**Product Information**

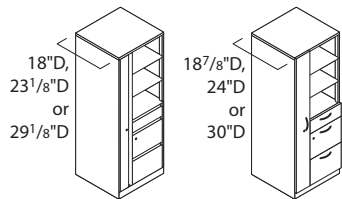
Universal Steel Storage Products (SIN 711.1/ 711.3)	<b>280</b>
Universal Laminate Enhanced Storage (SIN 711.1/ 711.3)	<b>362</b>
High-Density Storage (SIN 711.3)	<b>396</b>
High-Density Storage Accessories (SIN 711.3)	<b>399</b>
200 Series Lateral Files (SIN 711.3)	<b>400</b>
800 and 900 Series Lateral Files (SIN 711.3)	<b>402</b>
Overfile Cabinets (SIN 711.3)	<b>408</b>
Storage Tops, Shelves, and Accessories (SIN 711.3)	<b>409</b>
Connectors (SIN 711.1)	<b>423</b>
Duo Storage Products (SIN 711.1)	<b>426</b>



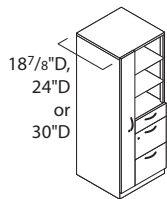
**Resources and Surface Materials** **431**

# Statement of Line

## Universal Storage Products

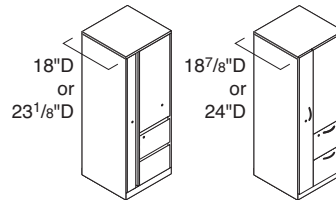


Flush steel front

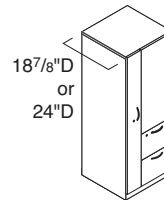


Proud steel, laminate, or wood front

Specifying  
▶ Page 280



Flush steel front



Proud steel, laminate, or wood front

Specifying  
▶ Page 284

### Universal Open Side Towers

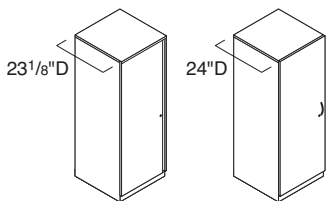
24\"/>

47 1/2\"/>

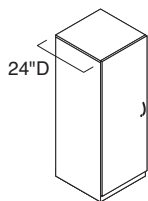
52\"/>

65 1/2\"/>

Drawings show door hinged left.  
Units are also available with door hinged right.



Flush steel front



Proud steel, laminate, or wood front

Specifying  
▶ Page 290

### Universal Dual Door Towers

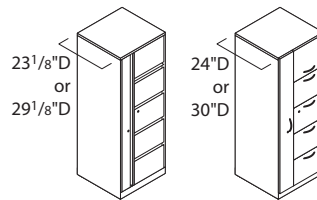
24\"/>

47 1/2\"/>

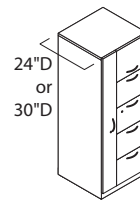
52\"/>

65 1/2\"/>

Drawings show door hinged left.  
Units are also available with door hinged right.



Flush steel front



Proud steel, laminate, or wood front

Specifying  
▶ Page 294

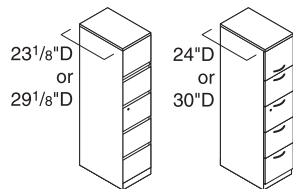
### Universal Full Front Towers

24\"/>

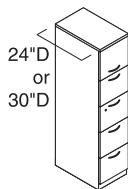
52\"/>

65 1/2\"/>

Drawings show door hinged left.  
Units are also available with door hinged right.



Flush steel front



Proud steel, laminate, or wood front

Specifying  
▶ Page 298

### Universal Vertical Drawer Towers

24\"/>

52\"/>

65 1/2\"/>

Drawings show door hinged left.  
Units are also available with door hinged right.

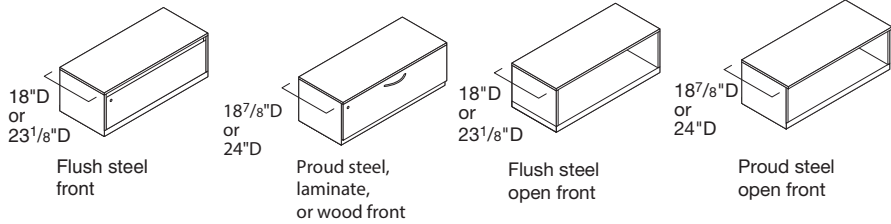
### Universal Workstation Verticals

15\"/>

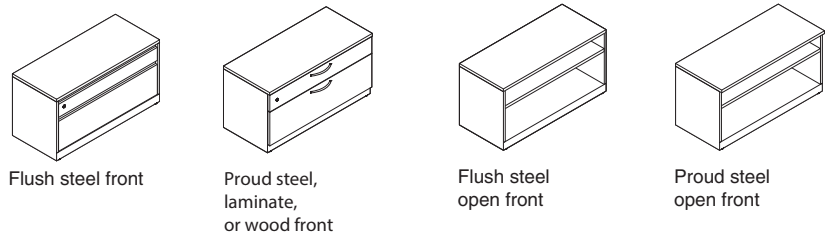
52\"/>

65 1/2\"/>

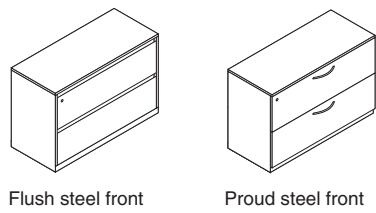
**Universal One-High**



**Universal 1.5-High**



**Two Drawer**



Specifying  
▶ Page 302

**Universal One-High, 1.5-High, and Two Drawer Lateral Files**

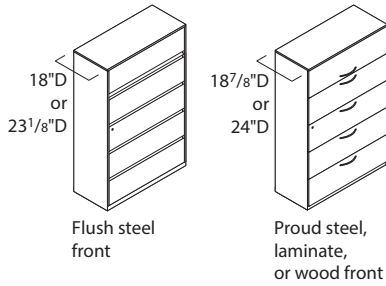
		30\"/>
One-High	16\"/>	
1.5-High	22\"/>	
Two Drawer	28\"/>	

*Tip: 42\"/>*

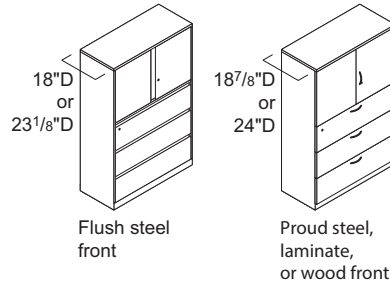


Storage

Statement of Line Universal Storage Products, continued



Specifying  
▶ Page 310



Specifying  
▶ Page 314

**Universal Lateral Files**

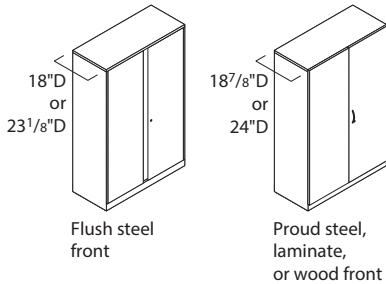
	30"W	36"W	42"W
40"H	●	●	●
52"H	●	●	●
65½"H	●	●	●

Tip: 42"W lateral files are available 18"D and 18⅞"D only.

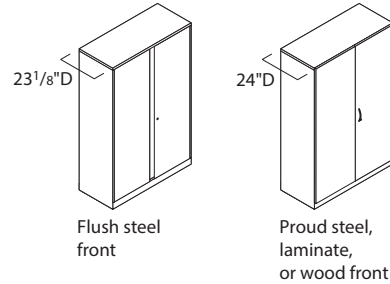
**Universal Combination Cabinets**

	30"W	36"W	42"W
52"H	●	●	●
65½"H	●	●	●
83½"H	●	●	●

Tip: 42"W combination cabinets are available 18"D and 18⅞"D only.



Specifying  
▶ Page 320



Specifying  
▶ Page 324

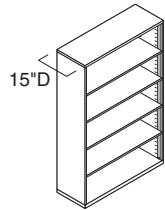
**Universal Storage Cabinets**

	30"W	36"W	42"W
28"H	●	●	●
40"H	●	●	●
52"H	●	●	●
65½"H	●	●	●
83½"H	●	●	●

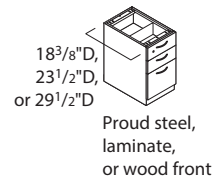
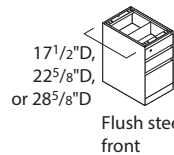
Tip: 42"W storage cabinets are available 18"D and 18⅞"D only.

**Universal Wardrobe Cabinets**

	30"W	36"W
52"H	●	●
65½"H	●	●
83½"H	●	●



Specifying  
▶ Page 328



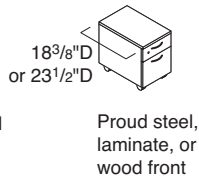
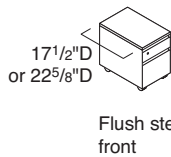
Specifying  
▶ Page 330

### Universal Bookcases

	24"W	30"W	36"W	42"W
28"H	●	●	●	●
40"H	●	●	●	●
53 <sup>1</sup> / <sub>2</sub> "H	●	●	●	●
65 <sup>1</sup> / <sub>2</sub> "H	●	●	●	●
83 <sup>1</sup> / <sub>2</sub> "H	●	●	●	●

### Universal Fixed Pedestals

	15"W
25 <sup>1</sup> / <sub>2</sub> "H	●
27"H	●



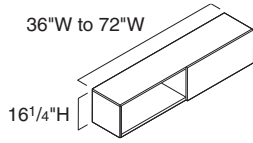
Specifying  
▶ Page 334

### Universal Mobile Pedestals

	15"W
21"H	●
27"H	●

# Statement of Line

## Overhead Storage

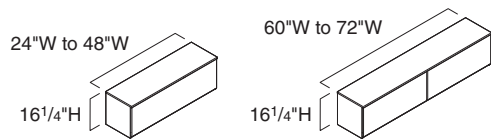


Specifying  
▶ Page 338

### Universal Sliding Door Bins with Steel, Laminate, or Wood Fronts

For Use with Answer, Kick, Avenir, and Montage

	36"W	42"W	48"W	60"W	66"W	72"W
15¾"D	●	●	●	●	●	●

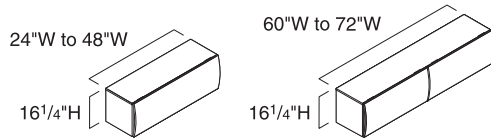


Specifying  
▶ Page 340

### Universal Over the Case Bins with Flat Fronts

For Use with Answer, Kick, Avenir, and Montage

	24"W	30"W	36"W	42"W	48"W	60"W	66"W	72"W
15¾"D	●	●	●	●	●	●	●	●



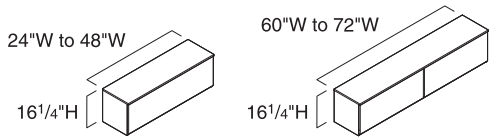
Specifying  
▶ Page 340

### Universal Over the Case Bins with Radius Fronts

For Use with Answer, Kick, Avenir, and Montage

	24"W	30"W	36"W	42"W	48"W	60"W	66"W	72"W
15¾"D	●	●	●	●	●	●	●	●



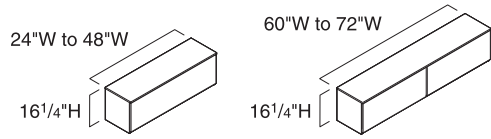


Specifying  
▶ Page 344

**Universal In the Case Bins with Steel Flat Fronts**

For Use with Answer, Kick, Avenir, and Montage

	24"W	30"W	36"W	42"W	48"W	60"W	66"W	72"W
15 <sup>3</sup> / <sub>4</sub> "D	●	●	●	●	●	●	●	●

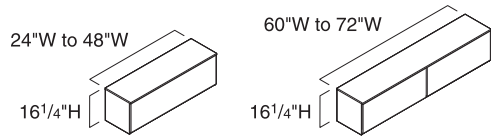


Specifying  
▶ Page 344

**Universal In the Case Bins with Laminate Flat Fronts**

For Use with Answer, Kick, Avenir, and Montage

	24"W	30"W	36"W	42"W	48"W	60"W	66"W	72"W
15 <sup>3</sup> / <sub>4</sub> "D	●	●	●	●	●	●	●	●



Specifying  
▶ Page 344

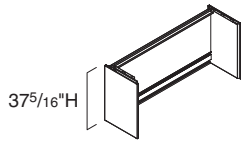
**Universal In the Case Bins with Wood Flat Fronts**

For Use with Answer, Kick, Avenir, and Montage

	24"W	30"W	36"W	42"W	48"W	60"W	66"W	72"W
15 <sup>3</sup> / <sub>4</sub> "D	●	●	●	●	●	●	●	●



Statement of Line Overhead Storage, continued

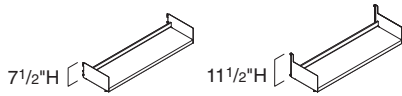


Specifying  
▶ Page 350

**Hutch Kits**

For Use with Answer, Kick, Avenir, and Montage

	24"W	30"W	36"W	42"W	48"W	60"W	66"W	72"W
14 <sup>7</sup> / <sub>8</sub> "D	●	●	●	●	●	●	●	●

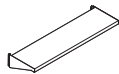


Specifying  
▶ Page 354

**Universal Shelves**

For Use with Answer, Kick, Avenir, and Montage

	24"W	30"W	36"W	42"W	48"W	60"W	72"W
14 <sup>3</sup> / <sub>4</sub> "D	●	●	●	●	●	●	●

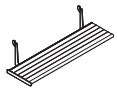


Specifying  
▶ Page 355

**Universal Personal Shelves**

For Use with Answer, Kick, and Avenir

	24"W	30"W	36"W	42"W	48"W
13 <sup>1</sup> / <sub>16</sub> "D	●	●	●	●	●



Specifying  
▶ Page 356

---

### Slim Shelves

For Use with Answer, Kick, Avenir, and Montage

---

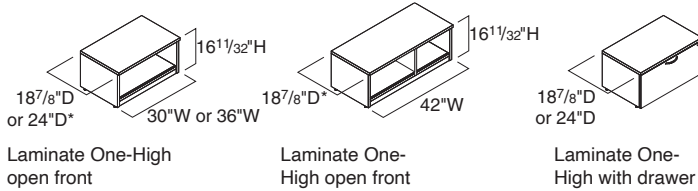
	24"W	30"W	36"W	42"W	48"W	60"W	72"W	96"W
6"D	●	●	●	●	●	●	●	●

---

# Statement of Line

## Universal Laminate Enhanced Storage Products

### Laminate One-High

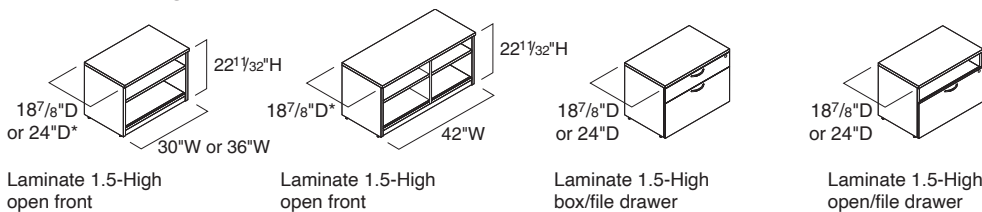


Laminate One-High open front

Laminate One-High open front

Laminate One-High with drawer

### Laminate 1.5-High



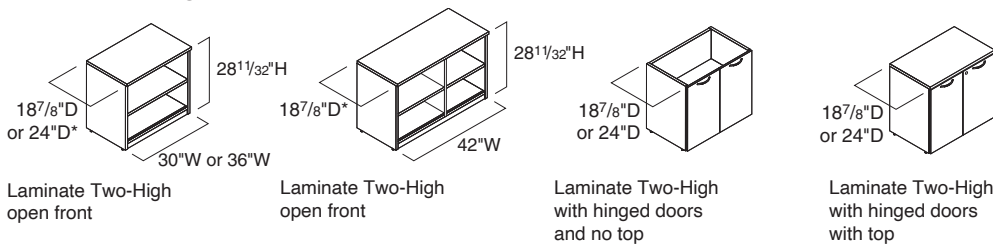
Laminate 1.5-High open front

Laminate 1.5-High open front

Laminate 1.5-High box/file drawer

Laminate 1.5-High open/file drawer

### Laminate Two-High



Laminate Two-High open front

Laminate Two-High open front

Laminate Two-High with hinged doors and no top

Laminate Two-High with hinged doors with top

\*The case on One-High, 1.5-High, and Two-High open units is 18 7/8" D and 23 1/4" D. The top matches the depth of units with drawers and doors.

Specifying  
▶ Page 362

## Universal Laminate Enhanced One-High, 1.5-High, and Two-High Storage

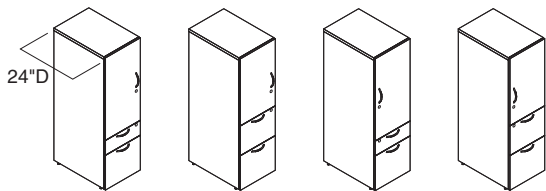
		30"W	36"W	42"W
One-High	16 1/32"H	●	●	●
1.5-High	22 1/32"H	●	●	●
Two-High	28 1/32"H	●	●	●

Tip: Height is with standard top. Tops can be optioned off for ganged applications. Use Universal common tops, which are 1/8" thicker than factory-installed tops. ▶ See page 410.

Tip: Recessed-back option is available on all One-, 1.5-, and Two-High 18" deep units for use with Answer beam. The recess depth is 3 3/4".

Tip: Units specified with recessed-back option will always come without top. Specify Universal top with power access door separately. ▶ See Answer Beam and Answer Fence Specification Guide.

Tip: 42"W units are open configuration only and have a center support.



Laminate towers with doors hinged left, with drawers

Laminate towers with doors hinged right, with drawers

Specifying  
▶ Page 366

### Universal Laminate Enhanced Single Door Towers

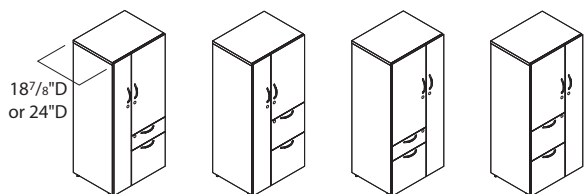
16<sup>1</sup>/<sub>4</sub>"W

41<sup>25</sup>/<sub>32</sub>"H ●

47<sup>31</sup>/<sub>32</sub>"H ●

54<sup>1</sup>/<sub>8</sub>"H ●

66<sup>1</sup>/<sub>2</sub>"H ●



Laminate dual door towers with doors hinged left, with drawers

Laminate dual door towers with doors hinged right, with drawers

Specifying  
▶ Page 368

### Universal Laminate Enhanced Dual Door Towers

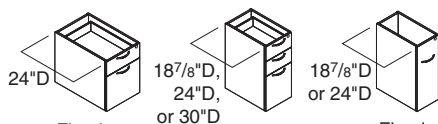
24"W

41<sup>25</sup>/<sub>32</sub>"H ●

47<sup>31</sup>/<sub>32</sub>"H ●

54<sup>1</sup>/<sub>8</sub>"H ●

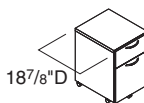
66<sup>1</sup>/<sub>2</sub>"H ●



Fixed pedestal with laminate drawers

Fixed pedestal with laminate hinged door

Specifying  
▶ Page 370



Specifying  
▶ Page 372

### Universal Laminate Enhanced Fixed Pedestals

10"W

12"W

15<sup>17</sup>/<sub>32</sub>"W

21<sup>11</sup>/<sub>32</sub>"H ●

27<sup>11</sup>/<sub>32</sub>"H ●

●

●

### Universal Laminate Enhanced Mobile Pedestal

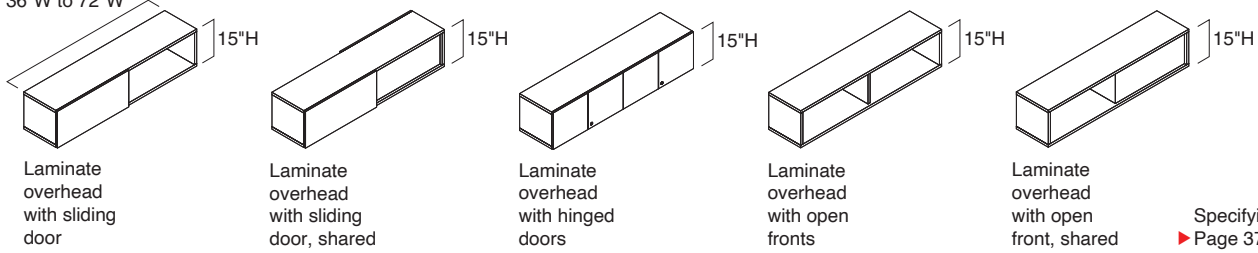
15<sup>1</sup>/<sub>2</sub>"W

23"H ●

Drawing shows door hinged left.  
Units are also available with door hinged right.

Statement of Line Universal Laminate Enhanced Storage Products, continued

36"W to 72"W



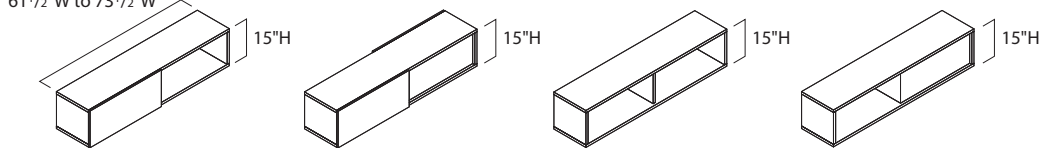
Specifying  
▶ Page 374

**Universal Laminate Enhanced Overheads with Sliding Doors, Hinged Doors, or Open Fronts**

	36"W	42"W	48"W	54"W	60"W	66"W	72"W
15"D Without doors	●	●	●	●	●	●	●
15 <sup>3</sup> / <sub>4</sub> "D With doors	●	●	●	●	●	●	●

Tip: Height of overheads when specified with panel mount option is 15<sup>7</sup>/<sub>8</sub>"H.

61<sup>1</sup>/<sub>2</sub>"W to 73<sup>1</sup>/<sub>2</sub>"W

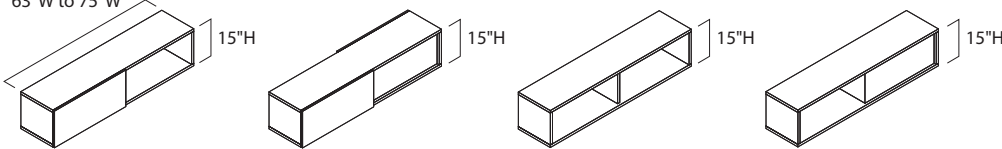


Specifying  
▶ Page 374

**Universal Laminate Enhanced Overheads with Sliding Doors or Open Fronts for Answer Beam, Dual-Sided Application—Personal or Shared**

	61 <sup>1</sup> / <sub>2</sub> "W	67 <sup>1</sup> / <sub>2</sub> "W	73 <sup>1</sup> / <sub>2</sub> "W
15"D without doors	●	●	●
15 <sup>3</sup> / <sub>4</sub> "D with doors	●	●	●

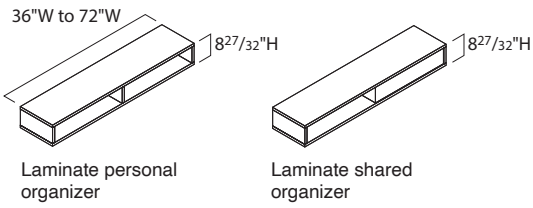
63"W to 75"W



Specifying  
▶ Page 374

**Universal Laminate Enhanced Overheads with Sliding Doors or Open Fronts for Answer Beam, Single-Sided Application—Personal or Shared**

	63"W	69"W	75"W
15"D without doors	●	●	●
15 <sup>3</sup> / <sub>4</sub> "D with doors	●	●	●

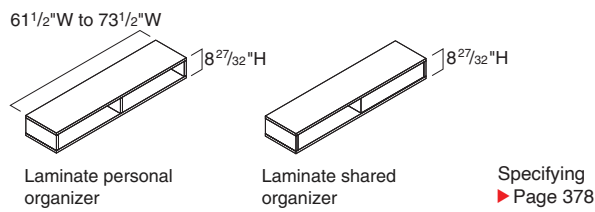


Specifying  
▶ Page 378

### Universal Laminate Enhanced Organizers

	36"W	42"W	48"W	54"W	60"W	66"W	72"W
15"D Personal	●	●	●	●	●	●	●
15"D Shared	●	●	●	●	●	●	●

*Tip: Height of organizers when specified with no bracket option is 8<sup>27</sup>/<sub>32</sub>"H.*  
*Tip: 72"W organizers have three equal-spaced vertical supports.*

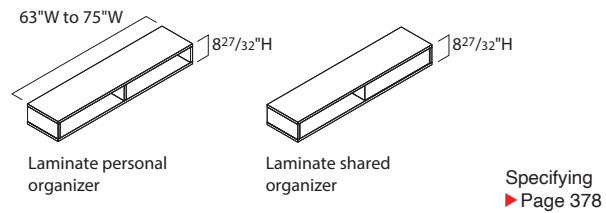


Specifying  
▶ Page 378

### Universal Laminate Enhanced Organizers for Answer Beam, Dual-Sided Application—Personal or Shared

	61 <sup>1</sup> / <sub>2</sub> "W	67 <sup>1</sup> / <sub>2</sub> "W	73 <sup>1</sup> / <sub>2</sub> "W
15"D	●	●	●

*Tip: Height of organizers when specified with no bracket option is 8<sup>27</sup>/<sub>32</sub>"H.*  
*Tip: Organizers 73<sup>1</sup>/<sub>2</sub>"W and wider have three equal-spaced vertical supports.*



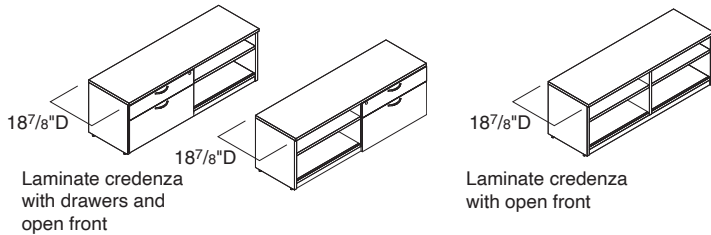
Specifying  
▶ Page 378

### Universal Laminate Enhanced Organizers for Answer Beam, Single-Sided Application—Personal or Shared

	63"W	69"W	75"W
15"D	●	●	●

*Tip: Height of organizers when specified with no bracket option is 8<sup>27</sup>/<sub>32</sub>"H.*  
*Tip: Organizers 75"W and wider have three equal-spaced vertical supports.*

Statement of Line Universal Laminate Enhanced Storage Products, continued

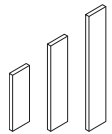


Specifying  
▶ Page 380

**Universal Laminate Enhanced Credenzas**

	42"W	48"W	60"W	72"W
22 <sup>11</sup> / <sub>32</sub> "H	●	●	●	●

Tip: For 42" open/open credenza, see 42" open/open low storage.  
 ▶ See Storage Specification Guide.  
 Tip: 22<sup>11</sup>/<sub>32</sub>"H has standard 1" top. If tops are optioned off or if ordering recessed-back where tops are automatically deducted, tops will be 1/8" taller.  
 Tip: Recessed-back option is available on credenza units for use with Answer beam. The recess depth is 3<sup>3</sup>/<sub>4</sub>".  
 Tip: Units specified with recessed-back option will always come without top. Specify Universal top with power access door separately.  
 ▶ See Answer Beam and Answer Fence Specification Guide.

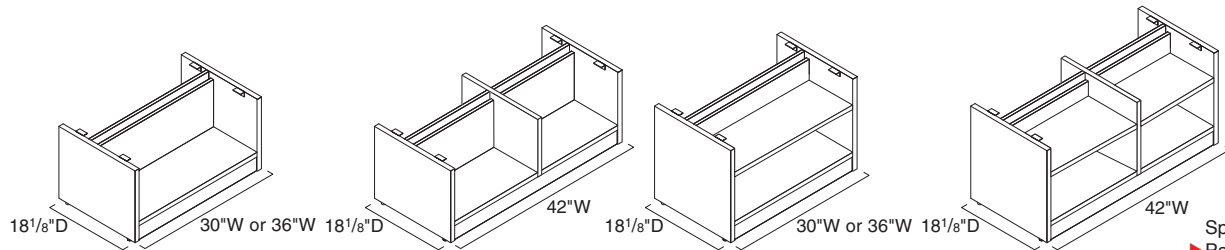


Specifying  
▶ Page 382

**Universal Laminate Enhanced One-High, 1.5-High, and Two-High Storage Filler Panels**

	5 <sup>1</sup> / <sub>8</sub> "W
14 <sup>5</sup> / <sub>8</sub> "H	●
20 <sup>5</sup> / <sub>8</sub> "H	●
26 <sup>5</sup> / <sub>8</sub> "H	●

Tip: Universal laminate enhanced storage filler panels are used for units of same height with finished backs only; not for use with recessed or open back units.



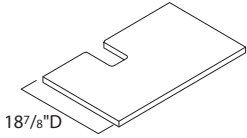
Specifying  
▶ Page 383

**Universal Laminate Enhanced One-High and 1.5-High Storage for Ology Application**

	30"W	36"W	42"W
15 <sup>11</sup> / <sub>32</sub> "H	●	●	●
21 <sup>11</sup> / <sub>32</sub> "H	●	●	●

Tip: Units have removable back to allow access to Ology leg and can be specified with open or finished back.  
 \* The case on One-High and 1.5-High open units is 18<sup>1</sup>/<sub>8</sub>"D. When top for Ology is added, the top matches the depth of units with drawers and doors.





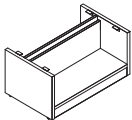
18 7/8"D

Specifying  
▶ Page 384

### Universal Laminate Enhanced Tops for Ology Application

	30"W	36"W	42"W	48"W	60"W	72"W
13 1/16"H	●	●	●	●	●	●

Tip: Right-handed application shown. Left-handed application is also available.

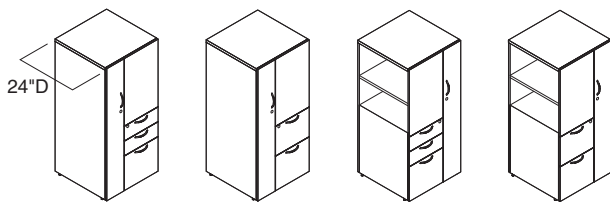


Specifying  
▶ Page 385

### Universal Laminate Enhanced Credenzas for Ology Application

	48"W	60"W	72"W
21 11/32"H	●	●	●

Tip: Units have removeable back to allow access to Ology leg and can be specified with open or finished back.



Laminate side access towers with doors hinged left, with drawers

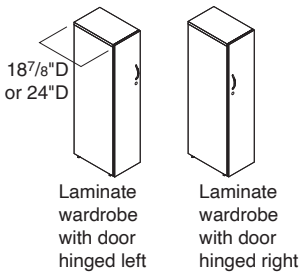
Laminate side access towers with doors hinged right, with drawers

Specifying  
▶ Page 386

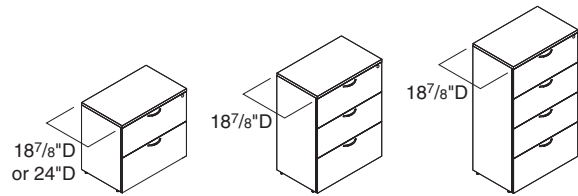
### Universal Laminate Enhanced Side Access Towers

	24"W
41 25/32"H	●
47 31/32"H	●
54 1/8"H	●
66 1/2"H	●

Statement of Line Universal Laminate Enhanced Storage Products, continued



Specifying  
▶ Page 388



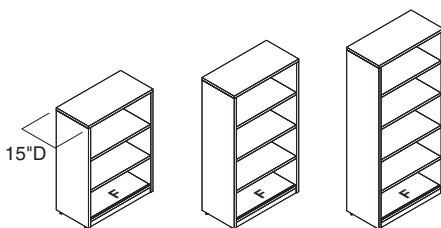
Specifying  
▶ Page 390

**Universal Laminate Enhanced Wardrobes**

12\"W
41 <sup>25</sup> / <sub>32</sub> \"H ●
47 <sup>31</sup> / <sub>32</sub> \"H ●
54 <sup>1</sup> / <sub>8</sub> \"H ●

**Universal Laminate Enhanced Lateral Files**

30\"W	36\"W
28 <sup>11</sup> / <sub>32</sub> \"H ●	●
40 <sup>5</sup> / <sub>16</sub> \"H ●	●
52 <sup>9</sup> / <sub>32</sub> \"H ●	●

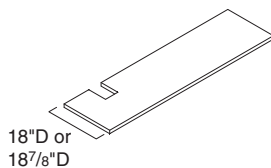


F = Fixed shelf

Specifying  
▶ Page 392

**Universal Laminate Enhanced Bookcases**

	30\"W	36\"W
41 <sup>25</sup> / <sub>32</sub> \"H ●	●	●
47 <sup>31</sup> / <sub>32</sub> \"H ●	●	●
54 <sup>1</sup> / <sub>8</sub> \"H ●	●	●
66 <sup>1</sup> / <sub>2</sub> \"H ●	●	●
72 <sup>11</sup> / <sub>16</sub> \"H ●	●	●



Specifying  
▶ Page 394

**Common Tops for Ology Application**

60\"W	66\"W	72\"W	78\"W	84\"W	90\"W	96\"W	108\"W
●	●	●	●	●	●	●	●

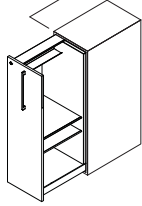
Drawings show Ology right application.  
Units are also available with Ology left application.

# Statement of Line

## High-Density Storage

Statement of Line

24" or 30"D

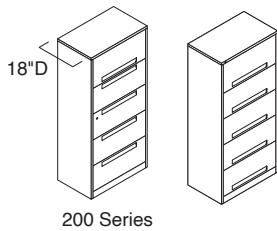


Specifying  
▶ Page 396

### High-Density Storage

	12"W	15"W
42"H	●	●
48"H	●	●

### 200 Series Products



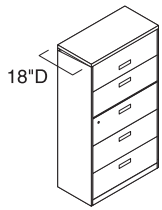
Specifying  
▶ Pages 400

### 200 Series Lateral Files

	30"W	36"W	42"W
28"H	●	●	●
40"H	●	●	●
52"H	●	●	●
65½"H	●	●	●

# Statement of Line

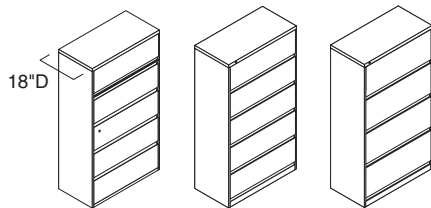
## 800 and 900 Series Lateral Files and Lateral File Buildups



Specifying  
▶ Page 402

### 800 Series Lateral Files

	30"W	36"W	42"W
28"H		●	●
40"H	●	●	●
52"H		●	●
65½"H		●	●



Specifying  
▶ Page 404

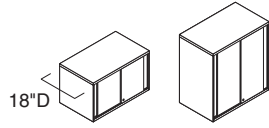
### 900 Series Lateral Files

	30"W	36"W	42"W
28"H	●	●	●
40"H	●	●	●
52"H	●	●	●
65½"H	●	●	●

# Statement of Line

Statement of Line

## Overfile Cabinets

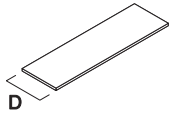


Specifying  
▶ Page 408

### Overfile Cabinets

	30"W	36"W	42"W
18"H	●	●	●
31½"H	●	●	●

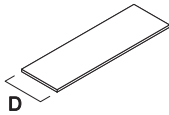
### Tops



Specifying  
▶ Pages 409–410

### Tops for Flush Steel Front Products

	30"W	36"W	42"W	60¼"W	66¼"W	72¼"W	78¼"W	84¼"W	90½"W	96½"W	108½"W
18"D (square edge)	●	●	●	●	●	●	●	●	●	●	●
23⅛"D (square edge)	●	●		●	●	●			●	●	●
36⅓"D (square edge)		●				●					
46⅞"D (square edge)		●				●					



Specifying  
▶ Pages 409–410

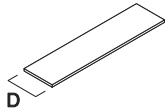
### Tops for Proud Steel Front and Proud Wood Front Products

	30"W	36"W	42"W	60¼"W	66¼"W	72¼"W	78¼"W	84¼"W	90½"W	96½"W	108½"W
18⅞"D (square edge)	●	●	●	●	●	●	●	●	●	●	●
24"D (square edge)	●	●		●	●	●			●	●	●
37⅕"D (square edge)		●				●					
48⅓"D (square edge)		●				●					

# Statement of Line

Tops

## Tops, continued

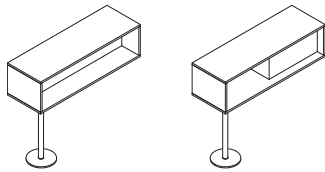


Specifying  
▶ Pages 409–410

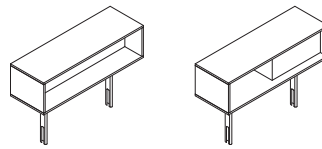
## Tops for Bookcases

	24"W	30"W	36"W	42"W	48 <sup>1</sup> / <sub>16</sub> "W	60 <sup>1</sup> / <sub>16</sub> "W	66 <sup>1</sup> / <sub>16</sub> "W	72 <sup>1</sup> / <sub>16</sub> "W	78 <sup>1</sup> / <sub>16</sub> "W	84 <sup>1</sup> / <sub>16</sub> "W	90 <sup>1</sup> / <sub>8</sub> "W	96 <sup>1</sup> / <sub>8</sub> "W	108 <sup>1</sup> / <sub>8</sub> "W
15"D (square edge)	●	●	●	●	●	●	●	●	●	●	●	●	●
30 <sup>1</sup> / <sub>32</sub> "D (square edge)					●	●	●	●	●	●	●	●	●

## Duo Storage



Specifying  
▶ Page 426



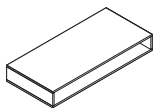
Specifying  
▶ Page 428

## Duo Tall Storage

	15"H
54"W	●
66"W	●
78"W	●

## Duo Overhead Storage

	15"H
54"W	●
66"W	●
78"W	●



Specifying  
▶ Page 429

## Duo Slim Storage

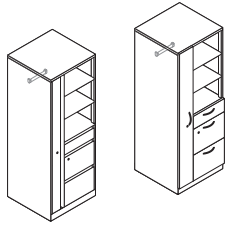
	7 <sup>1</sup> / <sub>2</sub> "H
54"W	●
66"W	●
78"W	●



# Universal Open Side Towers

With Flush Steel, Proud Steel, Proud Laminate, or Proud Wood Fronts

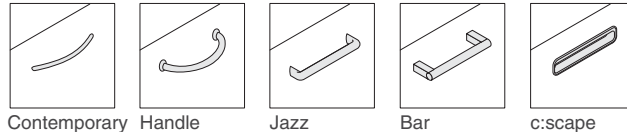
SIN 711.3



Standard Includes	Required to Specify
<ul style="list-style-type: none"> <li>• Tower: paint price group 1</li> <li>• 1"H top: paint to match tower</li> <li>• Door and drawer fronts on units with proud laminate fronts: price group 1 laminate</li> <li>• Door and drawer fronts on units with proud wood fronts: wood price group 1 veneer</li> <li>• Lock, keyed random: 9201 Polished Chrome</li> <li>• Base (see below under required selections)</li> <li>• Pulls: metal</li> <li>• Integral pulls on units with flush steel fronts</li> <li>• Drawer body: black only</li> <li>• Adjustable shelves on 52"H and 65½"H: paint to match tower</li> <li>• Brackets for adjustable shelves: black</li> <li>• Post to support adjustable shelf: paint to match tower</li> <li>• One box drawer divider and one pencil tray: black only</li> <li>• Coat rod: black</li> <li>• Four adjustable leveling glides</li> <li>• Ganging hardware</li> <li>• Counterweight package, if selected</li> </ul>	<ol style="list-style-type: none"> <li>1 Style number with appropriate front style suffix in the space provided</li> </ol> <p><b>F</b> Flush steel front  <b>P</b> Proud steel front  <b>L</b> Proud laminate front  <b>W</b> Proud wood front</p> <ol style="list-style-type: none"> <li>2 Paint color number for tower</li> <li>3 Laminate color number for door and drawer fronts, if proud laminate front selected</li> <li>4 Wood color number for door and drawer fronts, if proud wood front selected</li> <li>5 Base (see below under required selections)</li> <li>6 Pull (see below under required selections)</li> <li>7 Metal color number for pulls, if proud steel or proud wood front selected</li> <li>8 Options, if selected (see below)</li> </ol> <p>▶ See <i>Surface Materials</i>, page 448.</p>

Required Selections	Price	Required to Specify
<b>Bases</b>		
• Universal 3" base	No cost	Specify with <i>Universal 3" base</i> , painted to match tower.
• FrameOne foot base	+\$182	Specify with <i>FrameOne foot base</i> , painted to match tower.
• c:scape glide base	+\$182	Specify with <i>c:scape glide base</i> , 4799 Platinum only.

**Pulls**



Contemporary Handle Jazz Bar c:scape

Options	Price	Required to Specify
<b>Surface Materials</b>		
• Paint price group 1	No cost	Specify paint color number.
• Paint price group 2	+\$ 75	Specify paint color number.
• Paint price group 3	+\$128	Specify paint color number.
• Laminate price group 1 on proud laminate fronts	Prices at right	Specify laminate color number.
• Laminate price group 2 on proud laminate fronts	See information at left	Specify laminate color number.
• Open Line laminate on laminate fronts	+\$ 69 plus cost of laminate	▶ See <i>Surface Materials Reference Manual</i> .
• Wood group 2 on proud wood fronts	See information at left	Specify wood color number.
• Wood group 3 on proud wood fronts	See information at left	Specify wood color number.
• Customiz stain on proud wood fronts	No cost	Specify with <i>Customiz stain</i> . ▶ See <i>Surface Materials Reference Manual</i> .

**For wood group 2, wood group 3, and laminate price group 2 pricing,** please refer to the electronic catalog or SmartTools.

*Tip: Laminate and wood veneer tops are 3/16" taller than other tops and will add 3/16" to overall case height.*

Tops for Flush Steel Front, Proud Steel Front, Proud Laminate Front, and Proud Wood Front	Laminate top	Price	Required to Specify
	• Square edge laminate price group 1 top	+\$134	Specify with <i>laminate top</i> and indicate laminate color number for top and plastic color number for edges.
	• Square edge laminate price group 2 top	See information at left	Specify with <i>laminate top</i> and indicate laminate color number for top and plastic color number for edges.
	• Open Line laminate on laminate top	+\$ 69 plus cost of laminate	▶ See <i>Surface Materials Reference Manual</i> .

▶ **Options, continued on next page**



## ► Options, continued from previous page

	Options	Price	Required to Specify
<b>Tops for Flush Steel Front, Proud Steel Front, Proud Laminate Front, and Proud Wood Front, continued</b>	<b>Wood veneer top</b>		
	• Wood group 1	+\$404	Specify with wood veneer and indicate wood color number.
	• Wood group 2	See information at left	Specify with wood veneer top and indicate wood color number.
	• Wood group 3	See information at left	Specify with wood veneer top and indicate wood color number.
	• Customiz stain on wood veneer top on units with flush steel or proud steel fronts	No cost	Specify with Customiz stain. ► See Surface Materials Reference Manual.
<b>Glass Shelves</b>	• On 52"H towers	+\$116	Specify with glass shelves.
	• On 65½"H towers	+\$232	Specify with glass shelves.
<b>Pulls</b>	<b>Proud steel, laminate, or wood fronts</b>		
	• Contemporary	No cost	Specify with contemporary pull.
	• Handle	No cost	Specify with handle pull.
	• Jazz	+\$ 17 per pull	Specify with jazz pull.
	• Bar	+\$ 26 per pull	Specify with bar pull.
	<b>Proud steel fronts only</b>		
	• c:scape	+\$ 30 per pull	Specify with c:scape pull.
<b>Counterweights</b>	• Tower Package 1	+\$103	Specify with counterweight.
	• Tower Package 2	+\$126	Specify with counterweight.
<b>Lock and Keying</b>	<b>Lock</b>		
	• Ember Chrome	No cost	Specify with 9250 Ember Chrome lock.
	<b>Keying</b>		
	• Factory- and field-installed keying		► Page 432
<b>Related Products</b>	• Field-installed tops		► Pages 409–410
	• Adjustable shelves		► Pages 414–415
	• Counterweights		► Page 420
	• Storage accessories		► Pages 416–422
	• Bookends		► See Storage Specification Guide.

## ► Specification Information, on next page

Tip: If wood veneer top option is selected, wood veneer top color will default to match wood front.

Tip: Glass shelves are not available on 18"D towers.

Tip: Counterweight packages are required to ensure product stability and are ordered as an option or separately. Product specification pages indicate the correct counterweight package for each style number and any exceptions where counterweights are not required.

► See Counterweight Requirements for Storage Products in the Storage Specification Guide.

Tip: Height dimension listed is for units with 1" top. Overall height will vary if another top is selected.

Tip: Your specification is not complete until you add a suffix to the style number to define the front style (for example, RQS24244LA\_ becomes RQS24244LAF for flush steel front).

**Storage**

Universal Open Side Towers with Flush Steel, Proud Steel, Proud Laminate or Proud Wood Fronts, continued

**SIN 711.3**

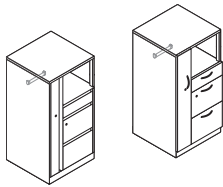
► **Options, on previous page**

**Specification Information**

Dimensions		Style Number	Base Prices				Counterweights			
D	W H		Flush Steel Front	Proud Steel Front	Proud Lam Front	Proud Wood Front	Steel Fronts Universal 3" Base	FrameOne Foot and c:scape Glide Bases	Lam/Wood Fronts Universal 3" Base	FrameOne Foot and c:scape Glide Bases
Flush Steel Front	Proud Steel/Lam/Wood Front		Suffix F	Suffix P	Suffix L	Suffix W				

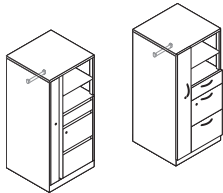
**Tower with Door Hinged on Left**

**One 6"H Drawer and Two 12"H Drawers**



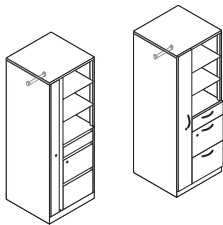
18"	18 <sup>7</sup> / <sub>8</sub> "	24" 47 <sup>1</sup> / <sub>2</sub> "	<b>RQS182448LA</b>	\$1953	\$2268	\$2583	\$2727	Tower package 1	Tower package 1	Tower package 2	Tower package 2
23 <sup>1</sup> / <sub>8</sub> "	24"	24" 47 <sup>1</sup> / <sub>2</sub> "	<b>RQS242448LA</b>	\$2162	\$2477	\$2792	\$2936	Not required	Tower package 1	Not required	Tower package 1
29 <sup>1</sup> / <sub>8</sub> "	30"	24" 47 <sup>1</sup> / <sub>2</sub> "	<b>RQS302448LA</b>	\$2371	\$2686	\$3001	\$3145	Not required	Not required	Not required	Not required

**One Adjustable Shelf, One 6"H Drawer, and Two 12"H Drawers**



18"	18 <sup>7</sup> / <sub>8</sub> "	24" 52"	<b>RQS18244LA</b>	\$2017	\$2332	\$2647	\$2791	Tower package 1	Tower package 1	Tower package 1	Tower package 1
23 <sup>1</sup> / <sub>8</sub> "	24"	24" 52"	<b>RQS24244LA</b>	\$2243	\$2558	\$2873	\$3017	Not required	Not required	Not required	Not required
29 <sup>1</sup> / <sub>8</sub> "	30"	24" 52"	<b>RQS30244LA</b>	\$2470	\$2785	\$3100	\$3244	Not required	Not required	Not required	Not required

**Two Adjustable Shelves, One 6"H Drawer, and Two 12"H Drawers**



18"	18 <sup>7</sup> / <sub>8</sub> "	24" 65 <sup>1</sup> / <sub>2</sub> "	<b>RQS18245LC</b>	\$2379	\$2694	\$3009	\$3153	Tower package 1	Tower package 1	Tower package 1	Tower package 1
23 <sup>1</sup> / <sub>8</sub> "	24"	24" 65 <sup>1</sup> / <sub>2</sub> "	<b>RQS24245LC</b>	\$2642	\$2957	\$3272	\$3416	Not required	Not required	Not required	Not required
29 <sup>1</sup> / <sub>8</sub> "	30"	24" 65 <sup>1</sup> / <sub>2</sub> "	<b>RQS30245LC</b>	\$2906	\$3221	\$3536	\$3680	Not required	Not required	Not required	Not required

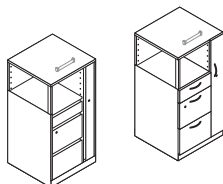
► **Specification Information, continued on next page**

► Specification Information, continued from previous page

Specification Information											
Dimensions		Style Number	Base Prices				Counterweights				
D	W H		Flush Steel Front	Proud Steel Front	Proud Lam Front	Proud Wood Front	Steel Fronts Universal 3" Base	FrameOne Foot and c:scape Glide Bases	Lam/Wood Fronts Universal 3" Base	FrameOne Foot and c:scape Glide Bases	
Flush Steel Front	Proud Steel/Lam/Wood Front		Suffix F	Suffix P	Suffix L	Suffix W					

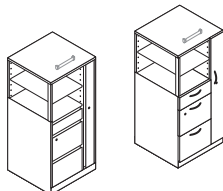
**Tower with Door Hinged on Right**

**One 6"H Drawer and Two 12"H Drawers**



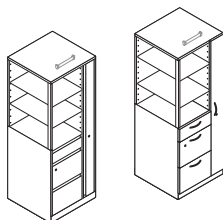
18"	18 <sup>7</sup> / <sub>8</sub> "	24" 47 <sup>1</sup> / <sub>2</sub> "	<b>RQS182448RA</b> __	\$1953	\$2268	\$2583	\$2727	Tower package 1	Tower package 1	Tower package 2	Tower package 2
23 <sup>1</sup> / <sub>8</sub> "	24"	24" 47 <sup>1</sup> / <sub>2</sub> "	<b>RQS242448RA</b> __	\$2162	\$2477	\$2792	\$2936	Not required	Tower package 1	Not required	Tower package 1
29 <sup>1</sup> / <sub>8</sub> "	30"	24" 47 <sup>1</sup> / <sub>2</sub> "	<b>RQS302448RA</b> __	\$2371	\$2686	\$3001	\$3145	Not required	Not required	Not required	Not required

**One Adjustable Shelf, One 6"H Drawer, and Two 12"H Drawers**



18"	18 <sup>7</sup> / <sub>8</sub> "	24" 52"	<b>RQS18244RA</b> __	\$2017	\$2332	\$2647	\$2791	Tower package 1	Tower package 1	Tower package 1	Tower package 1
23 <sup>1</sup> / <sub>8</sub> "	24"	24" 52"	<b>RQS24244RA</b> __	\$2243	\$2558	\$2873	\$3017	Not required	Not required	Not required	Not required
29 <sup>1</sup> / <sub>8</sub> "	30"	24" 52"	<b>RQS30244RA</b> __	\$2470	\$2785	\$3100	\$3244	Not required	Not required	Not required	Not required

**Two Adjustable Shelves, One 6"H Drawer, and Two 12"H Drawers**

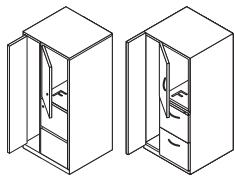


18"	18 <sup>7</sup> / <sub>8</sub> "	24" 65 <sup>1</sup> / <sub>2</sub> "	<b>RQS18245RC</b> __	\$2379	\$2694	\$3009	\$3153	Tower package 1	Tower package 1	Tower package 1	Tower package 1
23 <sup>1</sup> / <sub>2</sub> "	24"	24" 65 <sup>1</sup> / <sub>2</sub> "	<b>RQS24245RC</b> __	\$2642	\$2957	\$3272	\$3416	Not required	Not required	Not required	Not required
29 <sup>1</sup> / <sub>8</sub> "	30"	24" 65 <sup>1</sup> / <sub>2</sub> "	<b>RQS30245RC</b> __	\$2906	\$3221	\$3536	\$3680	Not required	Not required	Not required	Not required

# Universal Dual Door Towers

With Flush Steel, Proud Steel, Proud Laminate, or Proud Wood Fronts

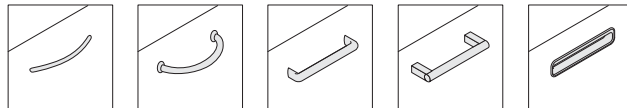
SIN 711.3



Standard Includes	Required to Specify
<ul style="list-style-type: none"> <li>• Tower: paint price group 1</li> <li>• 1"H top: paint to match tower</li> <li>• Door and drawer fronts on units with proud laminate fronts: price group 1 laminate</li> <li>• Door and drawer fronts on units with proud wood fronts: wood group 1 veneer</li> <li>• Lock, keyed random: 9201 Polished Chrome</li> <li>• Base (see below under required selections)</li> <li>• Pulls: metal</li> <li>• Integral pulls on units with flush steel fronts</li> <li>• Drawer body: black only</li> <li>• Adjustable shelves on 52"H and 65½"H: paint to match tower</li> <li>• Brackets for adjustable shelves: black</li> <li>• Post to support adjustable shelf: paint to match tower</li> <li>• One box drawer divider and one pencil tray: black only</li> <li>• Coat rod: black</li> <li>• Four adjustable leveling glides</li> <li>• Ganging hardware</li> <li>• Counterweight package, if selected</li> </ul>	<ol style="list-style-type: none"> <li>1 Style number with appropriate front style suffix in the space provided</li> <li>2 Paint color number for tower</li> <li>3 Laminate color number for door and drawer fronts, if proud laminate front selected</li> <li>4 Wood color number for door and drawer fronts, if proud wood front selected</li> <li>5 Base (see below under required selections)</li> <li>6 Pull (see below under required selections)</li> <li>7 Metal color number for pulls, if proud steel, proud laminate, or proud wood front selected</li> <li>8 Options, if selected (see below)</li> </ol> <p>▶ See <i>Surface Materials</i>, page 448.</p>

Required Selections	Price	Required to Specify
<b>Bases</b>		
• Universal 3" base	No cost	Specify with <i>Universal 3" base</i> , painted to match tower.
• FrameOne foot base	+\$182	Specify with <i>FrameOne foot base</i> , painted to match tower.
• c:scape glide base	+\$182	Specify with <i>c:scape glide base</i> , 4799 Platinum only.

**Pulls**



Contemporary Handle Jazz Bar c:scape

Options	Price	Required to Specify
<b>Surface Materials</b>		
• Paint price group 1	No cost	Specify paint color number.
• Paint price group 2	+\$ 75	Specify paint color number.
• Paint price group 3	+\$128	Specify paint color number.
• Laminate price group 1 on proud laminate fronts	Prices at right	Specify laminate color number.
• Laminate price group 2 on proud laminate fronts	See information at left	Specify laminate color number.
• Open Line laminate on laminate fronts	+\$ 69 plus cost of laminate	▶ See <i>Surface Materials Reference Manual</i> .
• Wood group 2 on proud wood fronts and top	See information at left	Specify wood color number.
• Wood group 3 on proud wood fronts and top	See information at left	Specify wood color number.
• Customiz stain on proud wood fronts and top	No cost	Specify with <i>Customiz stain</i> . ▶ See <i>Surface Materials Reference Manual</i> .

▶ Options, continued on next page

**For wood group 2, wood group 3, and laminate price group 2 pricing**, please refer to the electronic catalog or SmartTools.

## ► Options, continued from previous page

	Options	Price	Required to Specify
<b>Tops for Flush Steel Front, Proud Steel Front, Proud Laminate Front, and Proud Wood Front</b>	<b>Laminate top</b>		
	• Square edge laminate price group 1 top	+\$134	Specify with <i>laminate top</i> and indicate laminate color number for top and plastic color number for edges.
	• Square edge laminate price group 2 top	See information at left	Specify with <i>laminate top</i> and indicate laminate color number for top and plastic color number for edges.
	• Open Line laminate on laminate top	+\$ 69 plus cost of laminate	► See <i>Surface Materials Reference Manual</i> .
<b>Wood veneer top</b>	• Wood group 1	+\$404	Specify with <i>wood veneer</i> and indicate wood color number.
	• Wood group 2	See information at left	Specify with <i>wood veneer top</i> and indicate wood color number.
	• Wood group 3	See information at left	Specify with <i>wood veneer top</i> and indicate wood color number.
	• Customiz stain on wood veneer top on units with flush steel or proud steel fronts	No cost	Specify with <i>Customiz stain</i> . ► See <i>Surface Materials Reference Manual</i> .
<b>Pulls</b>	<b>Proud steel, laminate, or wood fronts</b>		
	• Contemporary	No cost	Specify with <i>contemporary pull</i> .
	• Handle	No cost	Specify with <i>handle pull</i> .
• Jazz	+\$ 17 per pull	Specify with <i>jazz pull</i> .	
• Bar	+\$ 26 per pull	Specify with <i>bar pull</i> .	
<b>Proud steel fronts only</b>	• c:scape	+\$ 30 per pull	Specify with <i>c:scape pull</i> .
	<b>Counterweights</b>		
	• Tower Package 1	+\$103	Specify with <i>counterweight</i> .
	• Tower Package 2	+\$126	Specify with <i>counterweight</i> .
<b>Lock and Keying</b>	<b>Lock</b>		
	• Ember Chrome	No cost	Specify with <i>9250 Ember Chrome lock</i> .
<b>Keying</b>	• Factory- and field-installed keying		► Page 432
	<b>Related Products</b>		
	• Field-installed tops		► Pages 409–410
	• Adjustable shelves		► Pages 414–415
	• Counterweights		► Page 420
	• Storage accessories		► Pages 416–422

## ► Specification Information, on next page

Tip: Laminate and wood veneer tops are  $\frac{3}{16}$ " taller than other tops and will add  $\frac{3}{16}$ " to overall case height.

For wood group 2, wood group 3, and laminate price group 2 pricing, please refer to the electronic catalog or SmartTools.

Tip: If wood veneer top option is selected, wood veneer top color will default to match wood front.

Tip: Height dimension listed is for units with 1" top. Overall height will vary if another top is selected.

Tip: Counterweight packages are required to ensure product stability and are ordered as an option or separately. Product specification pages indicate the correct counterweight package for each style number and any exceptions where counterweights are not required.

► See *Counterweight Requirements for Storage Products* in the *Storage Specification Guide*.

Tip: The fixed shelf in a 47 $\frac{1}{2}$ "H dual door tower also serves as the base of the cabinet. Additional adjustable shelves must be specified separately.

Tip: Your specification is not complete until you add a suffix to the style number to define the front style (for example, RDD182448LA\_ becomes RDD182448LAF for flush steel front).

**Storage**

Universal Dual Door Towers with Flush Steel, Proud Steel, Proud Laminate, or Proud Wood Fronts, continued

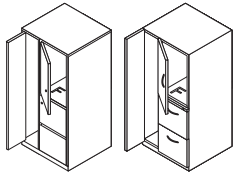
**SIN 711.3**

► **Specification Information, continued from previous page**

<b>Specification Information</b>											
• Dimensions		• Style Number	• Base Prices				• Counterweights				
D	W H		Flush Steel Front	Proud Steel Front	Proud Lam Front	Proud Wood Front	Steel Fronts Universal 3" Base	FrameOne Foot and c:scape Glide Bases	Lam/Wood Fronts Universal 3" Base	FrameOne Foot and c:scape Glide Bases	
Flush Steel Front	Proud Steel/Lam/Wood Front		Suffix F	Suffix P	Suffix L	Suffix W					

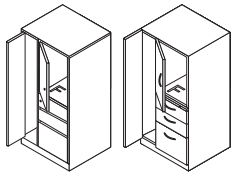
**Tower with Doors Hinged on Left**

**One Fixed Shelf and Two 12"H Drawers**



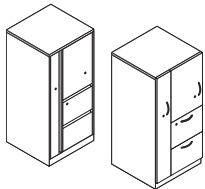
18"	18 7/8"	24"	47 1/2"	<b>RDD182448LA</b> __	\$1727	\$2004	\$2264	\$2408	Tower package 1	Tower package 1	Tower package 2	Tower package 2
23 1/8"	24"	24"	47 1/2"	<b>RDD242448LA</b> __	\$2077	\$2177	\$2447	\$2591	Not required	Tower package 1	Not required	Tower package 1

**One Fixed Shelf, Two 6"H Drawers, and One 12"H Drawer**



18"	18 7/8"	24"	47 1/2"	<b>RDD182448LB</b> __	\$1879	\$2162	\$2430	\$2574	Tower package 1	Tower package 1	Tower package 2	Tower package 2
23 1/8"	24"	24"	47 1/2"	<b>RDD242448LB</b> __	\$2222	\$2331	\$2618	\$2762	Not required	Tower package 1	Not required	Tower package 1

**One Fixed Shelf, One Adjustable Shelf, and Two 12"H Drawers**



18"	18 7/8"	24"	52"	<b>RDD18244LA</b> __	\$1907	\$2165	\$2423	\$2567	Tower package 1	Tower package 1	Tower package 1	Tower package 1
23 1/8"	24"	24"	52"	<b>RDD24244LA</b> __	\$2243	\$2362	\$2588	\$2732	Not required	Not required	Not required	Not required


► **Specification Information, continued on next page**

► Specification Information, continued from previous page

Specification Information											
Dimensions			Style Number	Base Prices				Counterweights			
D	W	H		Flush Steel Front	Proud Steel Front	Proud Lam Front	Proud Wood Front	Steel Fronts Universal 3" Base	FrameOne Foot and c:scape Glide Bases	Lam/Wood Fronts Universal 3" Base	FrameOne Foot and c:scape Glide Bases
Flush Steel Front	Proud Steel/Lam/Wood Front		Suffix F	Suffix P	Suffix L	Suffix W					


**Tower with Doors Hinged on Left, continued**

**One Fixed Shelf, One Adjustable Shelf, Two 6"H Drawers, and One 12"H Drawer**



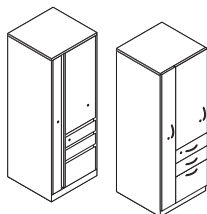
18"	18 <sup>7</sup> / <sub>8</sub> "	24"	52"	<b>RDD18244LB__</b>	\$2031	\$2289	\$2547	\$2691	Tower package 1	Tower package 1	Tower package 1	Tower package 1
23 <sup>1</sup> / <sub>8</sub> "	24"	24"	52"	<b>RDD24244LB__</b>	\$2367	\$2486	\$2744	\$2888	Not required	Not required	Not required	Not required

**One Fixed Shelf, Two Adjustable Shelves, and Two 12"H Drawers**



18"	18 <sup>7</sup> / <sub>8</sub> "	24"	65 <sup>1</sup> / <sub>2</sub> "	<b>RDD18245LC__</b>	\$2138	\$2433	\$2688	\$2832	Tower package 1	Tower package 1	Tower package 1	Tower package 1
23 <sup>1</sup> / <sub>8</sub> "	24"	24"	65 <sup>1</sup> / <sub>2</sub> "	<b>RDD24245LC__</b>	\$2367	\$2450	\$2926	\$3070	Not required	Not required	Not required	Not required

**One Fixed Shelf, Two Adjustable Shelves, Two 6"H Drawers, and One 12"H Drawer**



18"	18 <sup>7</sup> / <sub>8</sub> "	24"	65 <sup>1</sup> / <sub>2</sub> "	<b>RDD18245LD__</b>	\$2262	\$2545	\$2812	\$2956	Tower package 1	Tower package 1	Tower package 1	Tower package 1
23 <sup>1</sup> / <sub>8</sub> "	24"	24"	65 <sup>1</sup> / <sub>2</sub> "	<b>RDD24245LD__</b>	\$2491	\$2574	\$3051	\$3195	Not required	Not required	Not required	Not required

► Specification Information, continued on next page

**Storage**

Universal Dual Door Towers with Flush Steel, Proud Steel, Proud Laminate, or Proud Wood Fronts, continued

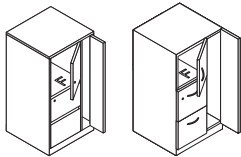
**SIN 711.3**

► **Specification Information, continued from previous page**

<b>Specification Information</b>											
<b>Dimensions</b>			<b>Style Number</b>	<b>Base Prices</b>				<b>Counterweights</b>			
<b>D</b>	<b>W</b>	<b>H</b>		<b>Flush Steel Front</b>	<b>Proud Steel Front</b>	<b>Proud Lam Front</b>	<b>Proud Wood Front</b>	<b>Steel Fronts Universal 3" Base</b>	<b>FrameOne Foot and c:scape Glide Bases</b>	<b>Lam/Wood Fronts Universal 3" Base</b>	<b>FrameOne Foot and c:scape Glide Bases</b>
<b>Flush Steel Front</b>	<b>Proud Steel/Lam/Wood Front</b>			<b>Suffix F</b>	<b>Suffix P</b>	<b>Suffix L</b>	<b>Suffix W</b>				

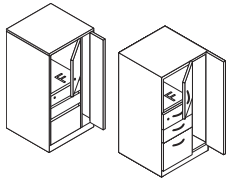
**Tower with Doors Hinged on Right**

**One Fixed Shelf and Two 12"H Drawers**



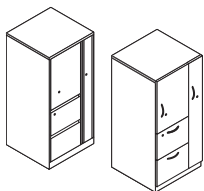
18"	18 7/8"	24"	47 1/2"	<b>RDD182448RA__</b>	\$1727	\$2004	\$2264	\$2408	Tower package 1	Tower package 1	Tower package 2	Tower package 2
23 1/8"	24"	24"	47 1/2"	<b>RDD242448RA__</b>	\$2077	\$2177	\$2447	\$2591	Not required	Tower package 1	Not required	Tower package 1

**One Fixed Shelf, Two 6"H Drawers, and One 12"H Drawer**



18"	18 7/8"	24"	47 1/2"	<b>RDD182448RB__</b>	\$1879	\$2162	\$2430	\$2574	Tower package 1	Tower package 1	Tower package 2	Tower package 2
23 1/8"	24"	24"	47 1/2"	<b>RDD242448RB__</b>	\$2222	\$2331	\$2618	\$2762	Not required	Tower package 1	Not required	Tower package 1

**One Fixed Shelf, One Adjustable Shelf, and Two 12"H Drawers**



18"	18 7/8"	24"	52"	<b>RDD18244RA__</b>	\$1907	\$2165	\$2423	\$2567	Tower package 1	Tower package 1	Tower package 1	Tower package 1
23 1/8"	24"	24"	52"	<b>RDD24244RA__</b>	\$2243	\$2362	\$2588	\$2732	Not required	Not required	Not required	Not required

► **Specification Information, continued on next page**




► Specification Information, continued from previous page

Specification Information											
Dimensions			Style Number	Base Prices				Counterweights			
D	W	H		Flush Steel Front	Proud Steel Front	Proud Lam Front	Proud Wood Front	Steel Fronts Universal 3" Base	FrameOne Foot and c:scape Glide Bases	Lam/Wood Fronts Universal 3" Base	FrameOne Foot and c:scape Glide Bases
Flush Steel Front	Proud Steel/Lam/Wood Front		Suffix F	Suffix P	Suffix L	Suffix W					


**Tower with Doors Hinged on Right, continued**

**One Fixed Shelf, One Adjustable Shelf, Two 6"H Drawers, and One 12"H Drawer**



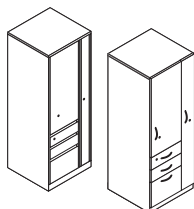
18"	18 7/8"	24"	52"	<b>RDD18244RB__</b>	\$2031	\$2289	\$2547	\$2691	Tower package 1	Tower package 1	Tower package 1	Tower package 1
23 1/8"	24"	24"	52"	<b>RDD24244RB__</b>	\$2367	\$2486	\$2744	\$2888	Not required	Not required	Not required	Not required

**One Fixed Shelf, Two Adjustable Shelves, and Two 12"H Drawers**



18"	18 7/8"	24"	65 1/2"	<b>RDD18245RC__</b>	\$2138	\$2433	\$2688	\$2832	Tower package 1	Tower package 1	Tower package 1	Tower package 1
23 1/8"	24"	24"	65 1/2"	<b>RDD24245RC__</b>	\$2367	\$2450	\$2926	\$3070	Not required	Not required	Not required	Not required

**One Fixed Shelf, Two Adjustable Shelves, Two 6"H Drawers, and One 12"H Drawer**



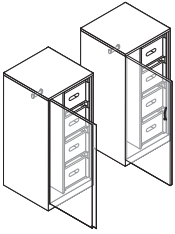
18"	18 7/8"	24"	65 1/2"	<b>RDD18245RD__</b>	\$2262	\$2545	\$2812	\$2956	Tower package 1	Tower package 1	Tower package 1	Tower package 1
23 1/8"	24"	24"	65 1/2"	<b>RDD24245RD__</b>	\$2491	\$2574	\$3051	\$3195	Not required	Not required	Not required	Not required

Storage

# Universal Full Front Towers

With Flush Steel, Proud Steel, Proud Laminate, or Proud Wood Fronts

SIN 711.3



## Standard Includes

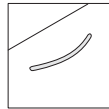
- Tower: paint price group 1
- 1"H top: paint to match tower
- Door fronts on units with proud laminate fronts: price group 1 laminate
- Door fronts on units with proud wood fronts: wood price group 1 veneer
- Integral pulls on units with flush steel fronts
- Pulls: metal
- Lock, keyed random: 9201 Polished Chrome
- Drawer body: black only
- Adjustable shelves: paint to match tower
- Brackets for adjustable shelves: black
- Coat rod: black
- Four adjustable leveling glides
- Ganging hardware
- Counterweight package

## Required to Specify

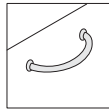
- 1 Style number with appropriate front style suffix in the space provided
    - F** Flush steel front
    - P** Proud steel front
    - L** Proud laminate front
    - W** Proud wood front
  - 2 Paint color number for tower
  - 3 Laminate color number for door, if proud laminate fronts selected
  - 4 Wood color number for door, if proud wood front selected
  - 5 Pull (see below under required selections)
  - 6 Metal color number for pulls, if proud steel, proud laminate, or proud wood front selected
  - 7 Options, if selected (see below)
- ▶ See *Surface Materials*, page 448.

## Required Selections

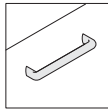
### Pulls



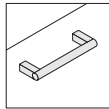
Contemporary



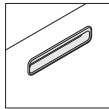
Handle



Jazz



Bar



c:scape

**For wood group 2, wood group 3, and laminate price group 2 pricing,** please refer to the electronic catalog or SmartTools.

*Tip: Laminate and wood veneer tops are 3/16" taller than other tops and will add 3/16" to overall case height.*

## Options

Options	Price	Required to Specify
<b>Surface Materials</b>		
• Paint price group 1	No cost	Specify paint color number.
• Paint price group 2	+\$ 75	Specify paint color number.
• Paint price group 3	+\$128	Specify paint color number.
• Laminate price group 1 on proud laminate fronts	Prices at right	Specify laminate color number.
• Laminate price group 2 on proud laminate fronts	See information at left	Specify laminate color number.
• Open Line laminate on laminate fronts	+\$ 69 plus cost of laminate	▶ See <i>Surface Materials Reference Manual</i> .
• Wood group 2 on proud wood fronts	See information at left	Specify wood color number.
• Wood group 3 on proud wood fronts	See information at left	Specify wood color number.
• Customiz stain on proud wood fronts and top	No cost	Specify <i>with Customiz stain</i> . ▶ See <i>Surface Materials Reference Manual</i> .
<b>Tops for Flush Steel Front, Proud Steel Front, Proud Laminate Front, and Proud Wood Front</b>		
• Square edge laminate price group 1 top	+\$134	Specify <i>with laminate top</i> and indicate laminate color number for top and plastic color number for edges.
• Square edge laminate price group 2 top	See information at left	Specify <i>with laminate top</i> and indicate laminate color number for top and plastic color number for edges.
• Open Line laminate on laminate top	+\$ 69 plus cost of laminate	▶ See <i>Surface Materials Reference Manual</i> .

▶ Options, continued on next page

► Options, continued from previous page

Options	Price	Required to Specify
<b>Tops for Flush Steel Front, Proud Steel Front, Proud Laminate Front, and Proud Wood Front</b> <ul style="list-style-type: none"> <li>Wood veneer top                             <ul style="list-style-type: none"> <li>Wood group 1 +\$404</li> <li>Wood group 2 See information at left</li> <li>Wood group 3 See information at left</li> <li>Customiz stain on wood veneer top on units with flush steel or proud steel fronts No cost</li> </ul> </li> </ul>		Specify with <i>wood veneer</i> and indicate wood color number. Specify with <i>wood veneer</i> and indicate wood color number. Specify with <i>wood veneer</i> and indicate wood color number. Specify with <i>Customiz stain</i> . ► See <i>Surface Materials Reference Manual</i> .
<b>Counterweights 52"H tower with proud laminate or wood fronts</b> <ul style="list-style-type: none"> <li>Tower package +\$103</li> </ul>		Specify with <i>counterweight</i> .
<b>Pulls Proud steel, laminate, or wood fronts</b> <ul style="list-style-type: none"> <li>Contemporary No cost</li> <li>Handle No cost</li> <li>Jazz +\$ 17 per pull</li> <li>Bar +\$ 26 per pull</li> </ul>		Specify with <i>contemporary pull</i> . Specify with <i>handle pull</i> . Specify with <i>jazz pull</i> . Specify with <i>bar pull</i> .
<b>Proud steel fronts only</b> <ul style="list-style-type: none"> <li>c:scape +\$ 30 per pull</li> </ul>		Specify with <i>c:scape pull</i> .
<b>Lock and Keying Lock</b> <ul style="list-style-type: none"> <li>Ember Chrome No cost</li> </ul>		Specify with <i>9250 Ember Chrome lock</i> .
<b>Keying</b> <ul style="list-style-type: none"> <li>Factory- and field-installed keying</li> </ul>		► Page 432
<b>Related Products</b> <ul style="list-style-type: none"> <li>Field-installed tops</li> <li>Storage accessories</li> <li>Bookends</li> </ul>		► Pages 409–410 ► Pages 416–422 ► See <i>Storage Specification Guide</i> .

Tip: If wood veneer top option is selected, wood veneer top color will default to match wood front.

For wood group 2, wood group 3, and laminate price group 2 pricing, please refer to the electronic catalog or SmartTools.

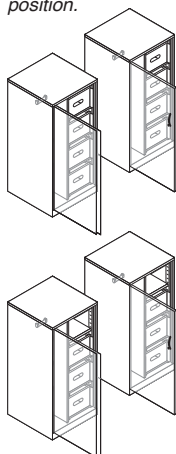
Tip: Counterweight packages are required to ensure product stability and are ordered as an option or separately. Product specification pages indicate the correct counterweight package for each style number and any exceptions where counterweights are not required.

► See Counterweight Requirements for Storage Products in the Storage Specification Guide.

Tip: Height dimension listed is for units with 1" top. Overall height will vary if another top is selected.

Tip: Your specification is not complete until you add a suffix to the style number to define the front style (for example, RFF24244LR\_ becomes RFF24244LRF for flush steel front).

Tip: The adjustable shelf is always in the top/upper position.



Specification Information									
Dimensions		Counterweight Package		Style Number	Base Prices				
D	W	H			Flush Steel Front	Proud Steel Front	Proud Lam Front	Proud Wood Front	
					Suffix F	Suffix P	Suffix L	Suffix W	

**52"H Tower with Door Hinged on Left**

**Partition with Coat Rod and Four 12"H Drawers**

23 1/8"	24"	24"	52"	Tower package 1 for proud laminate and proud wood fronts only, not required for flush or proud steel fronts	<b>RFF24244LR_</b>	\$2464	\$2646	\$3006	\$3150
---------	-----	-----	-----	---	--------------------	--------	--------	--------	--------

**Partition with Coat Rod, One Fixed Shelf, and Three 12"H Drawers**

23 1/8"	24"	24"	52"	Tower package 1 for proud laminate and proud wood fronts only, not required for flush or proud steel fronts	<b>RFF24244LS_</b>	\$2400	\$2582	\$2942	\$3086
---------	-----	-----	-----	---	--------------------	--------	--------	--------	--------

► Specification Information, continued on next page

Universal Full Front Towers with Flush Steel, Proud Steel, Proud Laminate, or Proud Wood Fronts, continued

SIN 711.3

Tip: Height dimension listed is for units with 1" top. Overall height will vary if another top is selected.

Tip: Your specification is not complete until you add a suffix to the style number to define the front style (for example, RFF24244LR\_\_ becomes RFF24244LRF for flush steel front).

► Specification Information, continued from previous page

Specification Information									
Dimensions			Counterweight Package	Style Number	Base Prices				
D	W	H			Flush Steel Front	Proud Steel/Lam/Wood Front	Proud Lam Front	Proud Wood Front	
					Suffix F	Suffix P	Suffix L	Suffix W	

**52"H Tower with Door Hinged on Left, continued**

**Partition with Coat Rod, One Adjustable Shelf, One Fixed Shelf, and Two 12"H Drawers**

23 1/8"	24"	24"	52"	Tower package 1 for proud laminate and proud wood fronts only, not required for flush or proud steel fronts	<b>RFF24244LT__</b>	\$2338	\$2520	\$2880	\$3024
---------	-----	-----	-----	---	---------------------	--------	--------	--------	--------

**52"H Tower with Door Hinged on Right**

**Partition with Coat Rod and Four 12"H Drawers**

23 1/8"	24"	24"	52"	Tower package 1 for proud laminate and proud wood fronts only, not required for flush or proud steel fronts	<b>RFF24244RR__</b>	\$2464	\$2646	\$3006	\$3150
---------	-----	-----	-----	---	---------------------	--------	--------	--------	--------

**Partition with Coat Rod, One Fixed Shelf, and Three 12"H Drawers**

23 1/8"	24"	24"	52"	Tower package 1 for proud laminate and proud wood fronts only, not required for flush or proud steel fronts	<b>RFF24244RS__</b>	\$2400	\$2582	\$2942	\$3086
---------	-----	-----	-----	---	---------------------	--------	--------	--------	--------

**Partition with Coat Rod, One Adjustable Shelf, One Fixed Shelf, and Two 12"H Drawers**

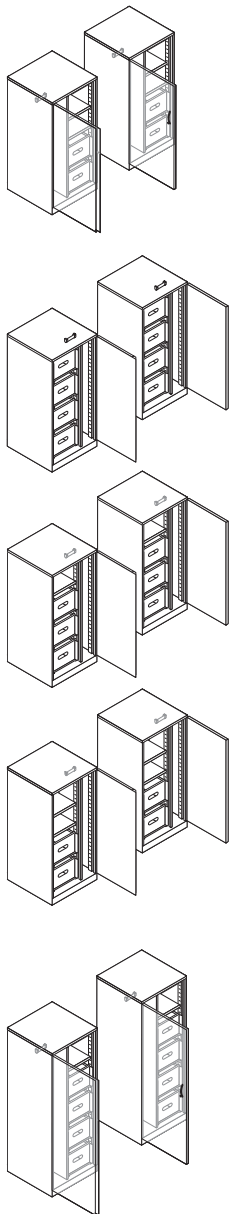
23 1/8"	24"	24"	52"	Tower package 1 for proud laminate and proud wood fronts only, not required for flush or proud steel fronts	<b>RFF24244RT__</b>	\$2338	\$2520	\$2880	\$3024
---------	-----	-----	-----	---	---------------------	--------	--------	--------	--------

**65 1/2"H Tower with Door Hinged on Left**

**Partition with Coat Rod, One Fixed Shelf, and Four 12"H Drawers**

23 1/8"	24"	24"	65 1/2"	Not required	<b>RFF24245LU__</b>	\$2728	\$2910	\$3270	\$3414
---------	-----	-----	---------	--------------	---------------------	--------	--------	--------	--------

► Specification Information, continued on next page



► Specification Information, continued from previous page

Specification Information									
Dimensions			Counterweight Package	Style Number	Base Prices				
D	W	H			Flush Steel Front	Proud Steel/Lam/Wood Front	Proud Steel Front	Proud Lam Front	Proud Wood Front
					Suffix F	Suffix P	Suffix L	Suffix W	

Tip: Height dimension listed is for units with 1" top. Overall height will vary if another top is selected.

Tip: Your specification is not complete until you add a suffix to the style number to define the front style (for example, RFF24244LR\_ becomes RFF24244LRF for flush steel front).

**65 1/2"H Tower with Door Hinged on Left, continued**

**Partition with Coat Rod, One Adjustable Shelf, One Fixed Shelf, and Three 12"H Drawers**

23 1/8"	24"	24"	65 1/2"	Not required	<b>RFF24245LV_</b>	\$2664	\$2846	\$3206	\$3350
---------	-----	-----	---------	--------------	--------------------	--------	--------	--------	--------

**Partition with Coat Rod, Two Adjustable Shelves, One Fixed Shelf, and Two 12"H Drawers**

23 1/8"	24"	24"	65 1/2"	Not required	<b>RFF24245LW_</b> Use style number RFF24245LLL for proud laminate front.	\$2602	\$2784	\$3144	\$3288
---------	-----	-----	---------	--------------	--	--------	--------	--------	--------

**65 1/2"H Tower with Door Hinged on Right**

**Partition with Coat Rod, One Fixed Shelf, and Four 12"H Drawers**

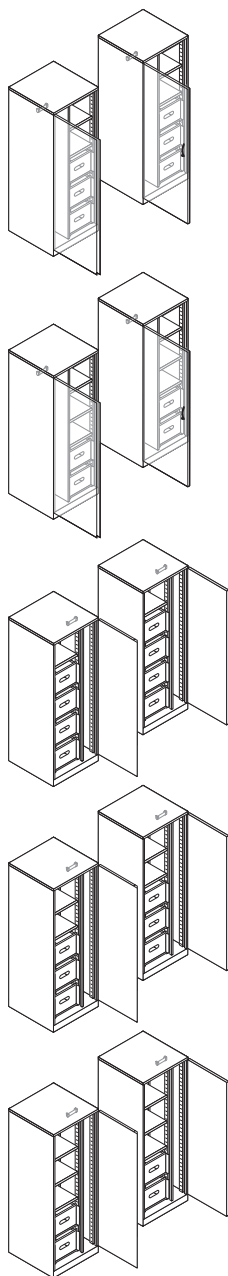
23 1/8"	24"	24"	65 1/2"	Not required	<b>RFF24245RU_</b>	\$2728	\$2910	\$3270	\$3414
---------	-----	-----	---------	--------------	--------------------	--------	--------	--------	--------

**Partition with Coat Rod, One Adjustable Shelf, One Fixed Shelf, and Three 12"H Drawers**

23 1/8"	24"	24"	65 1/2"	Not required	<b>RFF24245RV_</b>	\$2664	\$2846	\$3206	\$3350
---------	-----	-----	---------	--------------	--------------------	--------	--------	--------	--------

**Partition with Coat Rod, Two Adjustable Shelves, One Fixed Shelf, and Two 12"H Drawers**

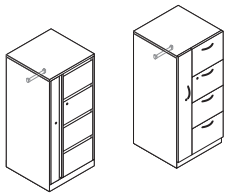
23 1/8"	24"	24"	65 1/2"	Not required	<b>RFF24245RW_</b> Use style number RFF24245RLL for proud laminate front.	\$2602	\$2784	\$3144	\$3288
---------	-----	-----	---------	--------------	--	--------	--------	--------	--------



# Universal Vertical Drawer Towers

With Flush Steel, Proud Steel, Proud Laminate, or Proud Wood Fronts

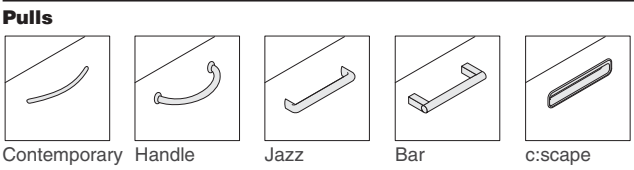
SIN 711.3



Standard Includes	Required to Specify
-------------------	---------------------

- |   |   |
|---|---|
| <ul style="list-style-type: none"> <li>• Tower: paint price group 1</li> <li>• 1"H top: paint to match tower</li> <li>• Integral pulls on units with flush steel fronts</li> <li>• Pulls: metal</li> <li>• Hinged door on units with flush steel or proud steel fronts: paint to match tower</li> <li>• Hinged door on units with proud laminate fronts: price group 1 laminate</li> <li>• Hinged door on units with proud wood fronts: wood price group 1 veneer to match tower</li> <li>• Lift-up door with fixed shelf on 65½"H units with flush steel fronts: paint to match tower</li> <li>• Lift-up door with fixed shelf on 65½"H units with proud laminate fronts: price group 1 laminate</li> <li>• Lift-up door with fixed shelf on 65½"H units with proud wood fronts: wood price group 1 veneer to match tower</li> <li>• Lock, keyed random: 9201 Polished Chrome</li> <li>• Drawer body: black only</li> <li>• Drawer suspensions: black only</li> <li>• Two box drawer dividers and one pencil tray in units with 6"H box drawers: black only</li> <li>• Coat rod: black</li> <li>• Four adjustable leveling glides</li> <li>• Ganging hardware</li> <li>• Counterweight package; if selected</li> </ul> | <ol style="list-style-type: none"> <li>1 Style number with appropriate front style suffix in the space provided                     <ul style="list-style-type: none"> <li><b>F</b> Flush steel front</li> <li><b>P</b> Proud steel front</li> <li><b>L</b> Proud laminate front</li> <li><b>W</b> Proud wood front</li> </ul> </li> <li>2 Paint color number for tower</li> <li>3 Laminate color number for door and drawer fronts, if proud laminate front selected</li> <li>4 Wood color number for door and drawer fronts, if proud wood front selected</li> <li>5 Pull (see below under required selections)</li> <li>6 Metal color number for pulls, if proud steel, proud laminate, or proud wood front selected</li> <li>7 Options, if selected (see below)                     <ul style="list-style-type: none"> <li>▶ See <i>Surface Materials</i>, page 448.</li> </ul> </li> </ol> |
|---|---|

Required Selections
---------------------



Options	Price	Required to Specify
---------	-------	---------------------

<p><b>Surface Materials</b></p> <ul style="list-style-type: none"> <li>• Paint price group 1</li> <li>• Paint price group 2</li> <li>• Paint price group 3</li> </ul>	<p>No cost +\$ 75 +\$128</p>	<p>Specify paint color number. Specify paint color number. Specify paint color number.</p>
<ul style="list-style-type: none"> <li>• Laminate price group 1 on proud laminate fronts</li> <li>• Laminate price group 2 on proud laminate fronts</li> <li>• Open Line laminate on laminate fronts</li> </ul>	<p>Prices at right See information at left +\$ 69 plus cost of laminate</p>	<p>Specify laminate color number. Specify laminate color number. ▶ See <i>Surface Materials Reference Manual</i>.</p>
<ul style="list-style-type: none"> <li>• Wood group 2 on proud wood drawer fronts</li> <li>• Wood group 3 on proud wood drawer fronts</li> <li>• Customiz stain on proud wood fronts and top</li> </ul>	<p>See information at left See information at left No cost</p>	<p>Specify wood color number. Specify wood color number. Specify <i>with Customiz stain</i>. ▶ See <i>Surface Materials Reference Manual</i>.</p>

**For wood group 2, wood group 3, and laminate price group 2 pricing,** please refer to the electronic catalog or SmartTools.

*Tip: Laminate and wood veneer tops are 3/16" taller than other tops and will add 3/16" to overall case height.*

<p><b>Tops for Flush Steel Front, Proud Steel Front, Proud Laminate Front, and Proud Wood Front</b></p> <ul style="list-style-type: none"> <li>• Square edge laminate price group 1 top</li> <li>• Square edge laminate price group 2 top</li> <li>• Open Line laminate on laminate top</li> </ul>	<p>+ \$134 See information at left +\$ 69 plus cost of laminate</p>	<p>Specify <i>with laminate top</i> and indicate laminate color number for top and plastic color number for edges. Specify <i>with laminate top</i> and indicate laminate color number for top and plastic color number for edges. ▶ See <i>Surface Materials Reference Manual</i>.</p>
--	---	---

▶ Options, continued on next page

► Options, continued from previous page

Options	Price	Required to Specify
<b>Tops for Flush Steel Front, Proud Steel Front, Proud Laminate Front, and Proud Wood Front</b> <ul style="list-style-type: none"> <li>Wood veneer top                             <ul style="list-style-type: none"> <li>Wood group 1 +\$404</li> <li>Wood group 2 See information at left</li> <li>Wood group 3 See information at left</li> <li>Customiz stain on wood veneer top on units with flush steel or proud steel fronts No cost</li> </ul> </li> </ul>		Specify with <i>wood veneer</i> and indicate wood color number. Specify with <i>wood veneer</i> and indicate wood color number. Specify with <i>wood veneer</i> and indicate wood color number. Specify with <i>Customiz stain</i> . ► See <i>Surface Materials Reference Manual</i> .
<b>Counterweights 52"H Towers</b> <ul style="list-style-type: none"> <li>No counterweight No cost</li> <li>Tower package 1 No cost</li> <li>Tower package 3 No cost</li> </ul>		Specify without counterweight. Specify with counterweight. Specify with counterweight.
<b>Pulls Proud steel, laminate, or wood fronts</b> <ul style="list-style-type: none"> <li>Contemporary No cost</li> <li>Handle No cost</li> <li>Jazz +\$17 per pull</li> <li>Bar +\$26 per pull</li> </ul>		Specify with <i>contemporary pull</i> . Specify with <i>handle pull</i> . Specify with <i>jazz pull</i> . Specify with <i>bar pull</i> .
<b>Proud steel fronts only</b> <ul style="list-style-type: none"> <li>c:scape +\$30 per pull</li> </ul>		Specify with <i>c:scape pull</i> .
<b>Lock and Keying Lock</b> <ul style="list-style-type: none"> <li>Ember Chrome No cost</li> </ul>		Specify with <i>9250 Ember Chrome lock</i> .
<b>Keying</b> <ul style="list-style-type: none"> <li>Factory- and field-installed keying</li> </ul>		► Page 432
<b>Related Products</b> <ul style="list-style-type: none"> <li>Field-installed tops</li> <li>Storage accessories</li> </ul>		► Pages 409–410 ► Pages 416–422

Tip: If wood veneer top option is selected, wood veneer top color will default to match wood front.


For wood group 2, wood group 3, and laminate price group 2 pricing, please refer to the electronic catalog or SmartTools.

Tip: Counterweight packages are required to ensure product stability and are ordered as an option or separately. Product specification pages indicate the correct counterweight package for each style number and any exceptions where counterweights are not required.

► See Counterweight Requirements for Storage Products in the Storage Specification Guide.

Tip: Height dimension listed is for units with 1" top. Overall height will vary if another top is selected.

Tip: Your specification is not complete until you add a suffix to the style number to define the front style (for example, RVD24244LA\_ becomes RVD24244LAF for flush steel front).



Specification Information

Dimensions		W	H	Counterweight Package	Style Number	Base Prices			
D	Front					Flush Steel Front	Proud Steel Front	Proud Lam Front	Proud Wood Front
						Suffix F	Suffix P	Suffix L	Suffix W

Tower with Door Hinged on Left

Four 12"H Drawers

23 1/8"	24"	24"	52"	Tower package 1	<b>RVD24244LA_</b>	\$2170	\$2438	\$2752	\$2896
29 1/8"	30"	24"	52"	Tower package 1	<b>RVD30244LA_</b>	\$2390	\$2658	\$2972	\$3116

Three 12"H Drawers and Two 6"H Drawers

23 1/8"	24"	24"	52"	Tower package 1	<b>RVD24244LB_</b>	\$2352	\$2620	\$2934	\$3078
29 1/8"	30"	24"	52"	Tower package 1	<b>RVD30244LB_</b>	\$2573	\$2841	\$3155	\$3299

► Specification Information, continued on next page

Universal Vertical Drawer Towers With Flush Steel, Proud Steel, Proud Laminate, or Proud Wood Fronts, continued

SIN 711.3

► Specification Information, continued from previous page

Tip: Height dimension listed is for units with 1" top. Overall height will vary if another top is selected.

Tip: Your specification is not complete until you add a suffix to the style number to define the front style (for example, RVD24244LA becomes RVD24244LAF for flush steel front).

Specification Information									
Dimensions				Counterweight Package	Style Number	Base Prices			
D	W	H	Front			Flush Steel Front	Proud Steel Front	Proud Lam Front	Proud Wood Front
			Steel/ Lam/ Wood Front			Suffix F	Suffix P	Suffix L	Suffix W

**Tower with Door Hinged on Left, continued**

**Four 12"H Drawers and One 13½"H Lift-Up Door with Fixed Shelf**

23½"	24"	24"	65½"	Not required	<b>RVD24245LC__</b>	\$2559	\$2870	\$3141	\$3285
29½"	30"	24"	65½"	Not required	<b>RVD30245LC__</b>	\$2818	\$3129	\$3400	\$3544

**Three 12"H Drawers, Two 6"H Drawers, and One 13½"H Lift-Up Door with Fixed Shelf**

23½"	24"	24"	65½"	Not required	<b>RVD24245LD__</b>	\$2739	\$3050	\$3321	\$3465
29½"	30"	24"	65½"	Not required	<b>RVD30245LD__</b>	\$3003	\$3314	\$3585	\$3729

**Tower with Door Hinged on Right**

**Four 12"H Drawers**

23½"	24"	24"	52"	Tower package 1	<b>RVD24244RA__</b>	\$2170	\$2438	\$2752	\$2896
29½"	30"	24"	52"	Tower package 1	<b>RVD30244RA__</b>	\$2390	\$2658	\$2972	\$3116

**Three 12"H Drawers and Two 6"H Drawers**


23½"	24"	24"	52"	Tower package 1	<b>RVD24244RB__</b>	\$2352	\$2620	\$2934	\$3078
29½"	30"	24"	52"	Tower package 1	<b>RVD30244RB__</b>	\$2573	\$2841	\$3155	\$3299

**Four 12"H Drawers and One 13½"H Lift-Up Door with Fixed Shelf**

23½"	24"	24"	65½"	Not required	<b>RVD24245RC__</b>	\$2559	\$2870	\$3141	\$3285
29½"	30"	24"	65½"	Not required	<b>RVD30245RC__</b>	\$2818	\$3129	\$3400	\$3544

**Three 12"H Drawers, Two 6"H Drawers, and One 13½"H Lift-Up Door with Fixed Shelf**

23½"	24"	24"	65½"	Not required	<b>RVD24245RD__</b>	\$2739	\$3050	\$3321	\$3465
29½"	30"	24"	65½"	Not required	<b>RVD30245RD__</b>	\$3003	\$3314	\$3585	\$3729



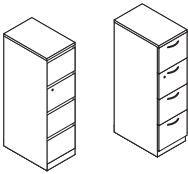




# Universal Workstation Verticals

With Flush Steel, Proud Steel, Proud Laminate, or Proud Wood Fronts

SIN 711.3



## Standard Includes

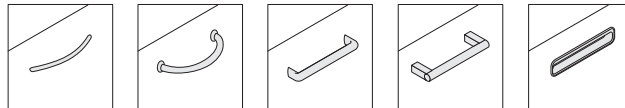
- Vertical: paint price group 1
- 1"H top: paint to match tower
- Door and drawer fronts on units with proud laminate fronts, if selected: price group 1 laminate
- Door and drawer fronts on units with proud wood fronts, if selected: wood price group 1 veneer
- Integral pulls on units with flush steel fronts
- Pulls: metal
- Lift-up door with fixed shelf on 65½"H units with proud laminate fronts: price group 1 laminate
- Lift-up door with fixed shelf on 65½"H units with flush steel fronts: paint to match tower
- Lift-up door with fixed shelf on 65½"H units with proud wood fronts: wood price group 1 veneer
- Central lock, keyed random: 9201 Polished Chrome
- Drawer body: black only
- Drawer suspensions: black only
- One pencil tray in units with 6"H box drawers: black only
- Four adjustable leveling glides
- Ganging hardware
- Counterweight package, if selected

## Required to Specify

- 1 Style number with appropriate front style suffix in the space provided
  - F** Flush steel front
  - P** Proud steel front
  - L** Proud laminate front
  - W** Proud wood front
- 2 Paint color number for tower
- 3 Laminate color number for drawer fronts, if proud laminate front selected
- 4 Wood color number for drawer fronts, if proud wood front selected
- 5 Pull (see below under required selections)
- 6 Metal color number for pulls, if proud steel, proud laminate, or proud wood front selected
- 7 Options, if selected (see below)
  - ▶ See *Surface Materials*, page 448.

## Required Selections

### Pulls



Contemporary Handle Jazz Bar c:scape

## Options

Options	Price	Required to Specify
<b>Surface Materials</b>	<ul style="list-style-type: none"> <li>• Paint price group 1 No cost</li> <li>• Paint price group 2 +\$ 75</li> <li>• Paint price group 3 +\$128</li> </ul>	Specify paint color number. Specify paint color number. Specify paint color number.
<ul style="list-style-type: none"> <li>• Laminate price group 1 on proud laminate fronts</li> <li>• Laminate price group 2 on proud laminate fronts</li> <li>• Open Line laminate on laminate fronts</li> </ul>	Prices at right  See information at left +\$ 69 plus cost of laminate	Specify laminate color number.  Specify laminate color number. ▶ See <i>Surface Materials Reference Manual</i> .
<ul style="list-style-type: none"> <li>• Wood group 2 on proud wood drawer fronts</li> <li>• Wood group 3 on proud wood drawer fronts</li> <li>• Customiz stain on proud wood fronts and top</li> </ul>	See information at left  See information at left  No cost	Specify wood color number.  Specify wood color number.  Specify with <i>Customiz stain</i> . ▶ See <i>Surface Materials Reference Manual</i> .
<b>Tops for Flush Steel Front, Proud Steel Front, Proud Laminate Front, and Proud Wood Front</b>	<ul style="list-style-type: none"> <li>• <b>Laminate top</b> Square edge laminate price group 1 top +\$134</li> <li>• Square edge laminate price group 2 top See information at left</li> <li>• Open Line laminate on laminate top +\$ 69 plus cost of laminate</li> </ul>	Specify with <i>laminate top</i> and indicate laminate color number for top and plastic color number for edges. Specify with <i>laminate top</i> and indicate laminate color number for top and plastic color number for edges. ▶ See <i>Surface Materials Reference Manual</i> .

▶ Options, continued on next page

**For wood group 2, wood group 3, and laminate price group 2 pricing,** please refer to the electronic catalog or SmartTools.

*Tip: Laminate and wood veneer tops are 3/16" taller than other tops and will add 3/16" to overall case height.*

SIN 711.3

► Options, continued from previous page

Options	Price	Required to Specify
<b>Tops for Flush Steel Front, Proud Steel Front, Proud Laminate Front, and Proud Wood Front</b> <ul style="list-style-type: none"> <li>• Wood veneer top                             <ul style="list-style-type: none"> <li>• Wood group 1 +\$404</li> <li>• Wood group 2 See information at left</li> <li>• Wood group 3 See information at left</li> <li>• Customiz stain on wood veneer top on units with flush steel or proud steel fronts No cost</li> </ul> </li> </ul>		Specify with <i>wood veneer</i> and indicate wood color number. Specify with <i>wood veneer</i> and indicate wood color number. Specify with <i>wood veneer</i> and indicate wood color number. Specify with <i>Customiz stain</i> . ► See <i>Surface Materials Reference Manual</i> .
<b>Counterweights</b> <ul style="list-style-type: none"> <li>• Tower package +\$103</li> </ul>		Specify with <i>counterweight</i> .
<b>Pulls</b> <ul style="list-style-type: none"> <li>• Proud steel, laminate, or wood fronts                             <ul style="list-style-type: none"> <li>• Contemporary No cost</li> <li>• Handle No cost</li> <li>• Jazz +\$ 17 per pull</li> <li>• Bar +\$ 26 per pull</li> <li>• Proud steel fronts only                                     <ul style="list-style-type: none"> <li>• c:scape +\$ 30 per pull</li> </ul> </li> </ul> </li> </ul>		Specify with <i>contemporary pull</i> . Specify with <i>handle pull</i> . Specify with <i>jazz pull</i> . Specify with <i>bar pull</i> . Specify with <i>c:scape pull</i> .
<b>Lock and Keying</b> <ul style="list-style-type: none"> <li>• Lock                             <ul style="list-style-type: none"> <li>• Ember Chrome No cost</li> </ul> </li> <li>• Individual locking drawers                             <ul style="list-style-type: none"> <li>• For use when limiting drawer access +\$375</li> </ul> </li> <li>• Keying                             <ul style="list-style-type: none"> <li>• Factory- and field-installed keying</li> </ul> </li> </ul>		Specify with <i>9250 Ember Chrome lock</i> . Specify with <i>individual lock</i> . ► Page 432
<b>Related Products</b> <ul style="list-style-type: none"> <li>• Field-installed tops</li> <li>• Storage accessories</li> </ul>		► Pages 409–410 ► Pages 416–422

Tip: If wood veneer top option is selected, wood veneer top color will default to match wood front.

For wood group 2, wood group 3, and laminate price group 2 pricing, please refer to the electronic catalog or SmartTools.

Tip: Counterweight packages are required to ensure product stability and are ordered as an option or separately. Product specification pages indicate the correct counterweight package for each style number and any exceptions where counterweights are not required.

► See Counterweight Requirements for Storage Products in the Storage Specification Guide.

Tip: Individual locking drawer option is not available on verticals with 6"H drawers.

Tip: Height dimension listed is for units with 1" top. Overall height will vary if another top is selected.

Tip: Your specification is not complete until you add a suffix to the style number to define the front style (for example, RWV2415A\_\_ becomes RWV2415AF for flush steel front).

Specification Information

Dimensions		W	H	Counterweight Package	Style Number	Base Prices			
D	Front					Flush Steel Front	Proud Steel/Lam/Wood Front	Proud Lam Front	Proud Wood Front
						Suffix F	Suffix P	Suffix L	Suffix W

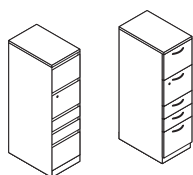
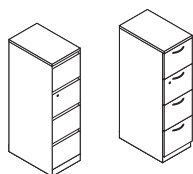
Four 12"H Drawers

23 1/8"	24"	15"	52"	Tower package 1	<b>RWV24154A__</b>	\$1567	\$1748	\$2106	\$2250
29 1/8"	30"	15"	52"	Tower package 1	<b>RWV30154A__</b>	\$1729	\$1910	\$2268	\$2412

Three 12"H Drawers and Two 6"H Drawers

23 1/8"	24"	15"	52"	Tower package 1	<b>RWV24154B__</b>	\$1748	\$1929	\$2287	\$2431
29 1/8"	30"	15"	52"	Tower package 1	<b>RWV30154B__</b>	\$1913	\$2094	\$2452	\$2596

► Specifying Information, continued on next page



Storage

**Storage**

Universal Workstation Verticals, With Flush Steel, Proud Steel, Proud Laminate, or Proud Wood Fronts, continued

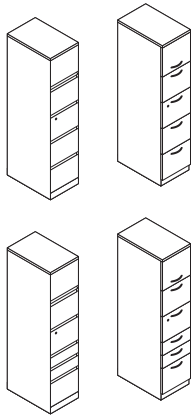
**SIN 711.3**

► **Specification Information, continued from previous page**

*Tip: Height dimension listed is for units with 1" top. Overall height will vary if another top is selected.*

*Tip: Your specification is not complete until you add a suffix to the style number to define the front style (for example, RWV2415A\_ becomes RWV2415AF for flush steel front).*

Specification Information									
Dimensions			Counterweight Package	Style Number	Base Prices				
D	W	H			Flush Steel Front	Proud Steel Front	Proud Lam Front	Proud Wood Front	
					Suffix F	Suffix P	Suffix L	Suffix W	



**Four 12"H Drawers and One 13½"H Lift-Up Door with Fixed Shelf**

D	W	H	Counterweight Package	Style Number	Flush Steel Front	Proud Steel Front	Proud Lam Front	Proud Wood Front
23½"	24"	15"	65½" Tower package 1	<b>RWV24155C_</b>	\$1859	\$2086	\$2398	\$2542
29½"	30"	15"	65½" Not required	<b>RWV30155C_</b>	\$2050	\$2277	\$2589	\$2733

**Three 12"H Drawers, Two 6"H Drawers, and One 13½"H Lift-Up Door with Fixed Shelf**

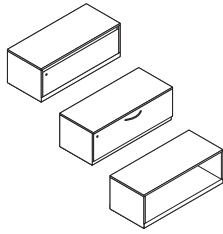
D	W	H	Counterweight Package	Style Number	Flush Steel Front	Proud Steel Front	Proud Lam Front	Proud Wood Front
23½"	24"	15"	65½" Tower package 1	<b>RWV24155D_</b>	\$2041	\$2268	\$2580	\$2724
29½"	30"	15"	65½" Not required	<b>RWV30155D_</b>	\$2231	\$2458	\$2770	\$2914

**SIN 711.3**

# Universal One-High, 1.5-High, and Two Drawer Lateral Files

With Flush Steel, Proud Steel, Proud Laminate, Proud Wood, or Open Fronts

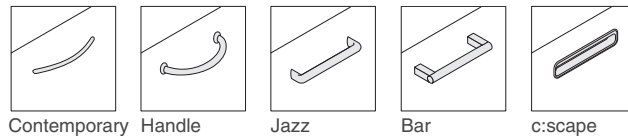
SIN 711.3



Standard Includes	Required to Specify
<ul style="list-style-type: none"> <li>Lateral file: paint price group 1</li> <li>1"H top on units with flush steel or proud steel fronts: paint to match file</li> <li>1 3/16"H top and drawer fronts on units with proud laminate fronts: price group 1 laminate</li> <li>1 3/16"H top and drawer fronts on units with proud wood fronts: wood price group 1 veneer</li> <li>Base (see below under required selections)</li> <li>Pulls: metal</li> <li>Integral pulls on units with flush steel fronts</li> <li>Central lock, keyed random: 9201 Polished Chrome</li> <li>One label holder per drawer: clear plastic</li> <li>Drawer body: black only</li> <li>Drawer suspensions: black only</li> <li>One hanging folder bar per drawer on 18"D units</li> <li>Two rails per drawer on 24"D units</li> <li>Four adjustable leveling glides</li> <li>Ganging hardware</li> <li>Counterweight package, if selected</li> </ul>	<ol style="list-style-type: none"> <li>Style number with appropriate front style suffix in the space provided                     <ul style="list-style-type: none"> <li><b>F</b> Flush steel front</li> <li><b>P</b> Proud steel front</li> <li><b>L</b> Proud laminate front</li> <li><b>W</b> Proud wood front</li> </ul> </li> <li>Paint color number for file</li> <li>Laminate color number for top and drawer fronts, if proud laminate front selected</li> <li>Wood color number for drawer fronts and top, if proud wood front selected</li> <li>Base (see below under required selections)</li> <li>Pull (see below under required selections)</li> <li>Metal color number for pulls, if proud steel, proud laminate, or proud wood front selected</li> <li>Options, if selected (see below)                     <ul style="list-style-type: none"> <li>▶ See <i>Surface Materials</i>, page 448.</li> </ul> </li> </ol>

Required Selections	Price	Required to Specify
<b>Bases</b>		
• Universal 3" base	No cost	Specify with <i>Universal 3" base</i> , painted to match tower.
• FrameOne foot base	+\$ 91	Specify with <i>FrameOne foot base</i> , painted to match tower.
• c:scape glide base	+\$ 91	Specify with <i>c:scape glide base</i> , 4799 Platinum only.

**Pulls**



Options	Price	Required to Specify
<b>Surface Materials</b>		
• Paint price group 1	No cost	Specify paint color number.
• Paint price group 2	+\$ 75	Specify paint color number.
• Paint price group 3	+\$128	Specify paint color number.
• Laminate price group 1 on proud laminate fronts	Prices at right	Specify laminate color number.
• Laminate price group 2 on proud laminate fronts	See information at left	Specify laminate color number.
• Open Line laminate on laminate fronts	+\$ 69 plus cost of laminate	▶ See <i>Surface Materials Reference Manual</i> .
• Wood group 2 on proud wood drawer fronts	See information at left	Specify wood color number.
• Wood group 3 on proud wood drawer fronts	See information at left	Specify wood color number.
• Customiz stain on proud wood fronts and top	No cost	Specify with <i>Customiz stain</i> . ▶ See <i>Surface Materials Reference Manual</i> .

**For wood group 2, wood group 3, and laminate price group 2 pricing,** please refer to the electronic catalog or SmartTools.

*Tip: Security top reduces overall height by approximately 1".*

Options	Price	Required to Specify
<b>Tops for Flush Steel Front and Proud Steel Front</b>		
<b>Security top</b>		
• For use on 28"H lateral files only	No cost	Specify with <i>security top</i> .
<b>No top</b>		
• For use with a cushion top or beneath a common top	-\$ 96	Specify with <i>no top</i> .

▶ Options, continued on next page

## ► Options, continued from previous page

Tip: Laminate and wood veneer tops are  $\frac{3}{16}$ " taller than other tops and will add  $\frac{3}{16}$ " to overall case height.

Tip: Service part Y30291SR, (paintable black plug), can be ordered to cover the glide adjustment holes in the front of the lateral file.

**For wood group 2, wood group 3, and laminate price group 2 pricing**, please refer to the electronic catalog or SmartTools.

Tip: Security top reduces overall height by approximately 1".

Tip: Full-fill finish (option) is available on field-installed tops only.  
► Page 410

Options	Price	Required to Specify
<b>Tops for Flush Steel Front and Proud Steel Front, continued</b>	<b>Laminate top</b>	
• Square edge laminate price group 2 top	See information at left	Specify with <i>laminate top</i> and indicate laminate color number for top and plastic color number for edges. ► See <i>Surface Materials Reference Manual</i> .
• Open Line laminate on laminate top	+\$ 69 plus cost of laminate	
	<b>Wood veneer top</b>	
• Wood group 1	+\$404	Specify with <i>wood veneer</i> and indicate wood color number.
• Wood group 2	See information at left	Specify with <i>wood veneer</i> and indicate wood color number.
• Wood group 3	See information at left	Specify with <i>wood veneer</i> and indicate wood color number.
• Customiz stain on wood veneer top	No cost	Specify with <i>Customiz stain</i> . ► See <i>Surface Materials Reference Manual</i> .
<b>Tops for Proud Wood Front</b>	<b>Security top</b>	
• For use on 28"H lateral files only	-\$404	Specify with <i>security top</i> .
	<b>No top</b>	
• For use with a cushion top or beneath a common top	-\$500	Specify with <i>no top</i> .
	<b>Laminate top</b>	
• Square edge laminate price group 1 top	-\$270	Specify with <i>laminate top</i> and indicate laminate color number for top and plastic color number for edges.
• Square edge laminate price group 2 top	See information at left	Specify with <i>laminate top</i> and indicate laminate color number for top and plastic color number for edges. ► See <i>Surface Materials Reference Manual</i> .
• Open Line laminate on laminate top	+\$ 69 plus cost of laminate	
	<b>Wood veneer top</b>	
• Wood group 2	See information at left	Specify wood color number.
• Wood group 3	See information at left	Specify wood color number.
• Customiz stain	No cost	Specify with <i>Customiz stain</i> . ► See <i>Surface Materials Reference Manual</i> .
<b>Tops for Proud Laminate Front</b>	<b>Security top</b>	
• For use on 28"H lateral files only	-\$134	Specify with <i>security top</i> .
	<b>No top</b>	
• For use with a cushion top or beneath a common top	-\$270	Specify with <i>no top</i> .
	<b>Laminate top</b>	
• Laminate price group 2 on laminate top	See information at left	Specify laminate color number
• Open Line laminate on laminate top	+\$ 69 plus cost of laminate	► See <i>Surface Materials Reference Manual</i> .
	<b>Wood veneer top</b>	
• Wood group 1	+\$230	Specify wood color number.
• Wood group 2	See information at left	Specify wood color number.
• Wood group 3	See information at left	Specify wood color number.
• Customiz stain	No cost	Specify with <i>Customiz stain</i> . ► See <i>Surface Materials Reference Manual</i> .

## ► Options, continued on next page

**Storage**

Universal One-High, 1.5-High, and Two Drawer Lateral Files With Flush Steel, Proud Steel, Proud Laminate, Proud Wood, or Open Fronts, continued

**SIN 711.3**

► **Options, continued from previous page**

	<b>Options</b>	<b>Price</b>	<b>Required to Specify</b>
<b>Drawer Interiors</b>	• HF bar for use on 24"D units only	No cost	Specify with HF bar.
	• Divider package	No cost	Specify with divider package.
	• Rails for use on 18"D units only	No cost	Specify with rails.
<b>Pulls</b>	<b>Proud steel, laminate, or wood fronts</b>		
	• Contemporary	No cost	Specify with contemporary pull.
	• Handle	No cost	Specify with handle pull.
	• Jazz	+\$ 17 per pull	Specify with jazz pull.
	• Bar	+\$ 26 per pull	Specify with bar pull.
	<b>Proud steel fronts only</b>		
	• c:scape	+\$ 30 per pull	Specify with c:scape pull.
<b>Counterweights</b>	<b>One-High and 1.5-High lateral files with universal 3" base</b>		
	• Package A	+\$203	Specify with counterweight.
	• Package B	+\$203	Specify with counterweight.
	• Package C	+\$203	Specify with counterweight.
	• Package D	+\$203	Specify with counterweight.
	• Package E	+\$203	Specify with counterweight.
	• Package F	+\$203	Specify with counterweight.
	<b>One-High and 1.5-High lateral files with c:scape glide and FrameOne foot bases</b>		
	• Package G	+\$233	Specify with counterweight.
	• Package H	+\$294	Specify with counterweight.
• Package J	+\$294	Specify with counterweight.	
	<b>Two drawer with Universal 3" bases</b>		
• Package 3	+\$112	Specify with counterweight.	
• Package 4	+\$146	Specify with counterweight.	
	<b>Two drawer with c:scape glide and FrameOne foot bases</b>		
• Package 7	+\$176	Specify with counterweight.	
• Package 8	+\$221	Specify with counterweight.	
<b>Lock and Keying</b>	<b>Lock</b>		
	• Ember Chrome	No cost	Specify with 9250 Ember Chrome lock.
	<b>Individual locking drawers</b>		
	• 18"D with two drawers	+\$125	Specify with individual lock.
	• 24"D with two drawers	+\$139	Specify with individual lock.
	<b>Keying</b>		
	• Factory- and field-installed keying		► Page 432
<b>Related Products</b>	• Field-installed tops		► Pages 409–410
	• Storage accessories		► Pages 416–422
	• Bookends		► See <i>Storage Specification Guide</i> .
	• Counterweight packages		► Page 420
	• Low storage-to-beam tether bracket		► Page 179

Tip: 6"H box drawers come standard with a divider package.

Tip: Some cabinets with the c:scape glide base or FrameOne foot base require a different counterweight than the Universal 3" base. Please specify accordingly.

Tip: Counterweight packages are required to ensure product stability and are ordered as an option or separately. Product specification pages indicate the correct counterweight package for each style number and any exceptions where counterweights are not required.

► See *Counterweight Requirements for Storage Products* in the *Storage Specification Guide*.

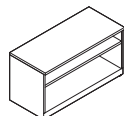
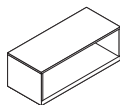
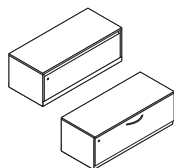
Tip: A tether bracket is now available to attach universal units to the c:scape beam.

► Page 179



Tip: Height dimension listed is for units with 1" top. Overall height will vary if another top is selected.

Tip: Your specification is not complete until you add a suffix to the style number to define the front style (for example, RLF18301\_\_ becomes RLF18301F for flush steel front).



**Specification Information**

Dimensions		Counterweight Packages		Style Number	Base Prices			
D	W H	Universal 3" Base	FrameOne Foot and c:scape Glide Bases		Flush Steel Front	Proud Steel Front	Proud Lam Front	Proud Wood Front
Flush Steel	Proud Steel/Lam/Wood				Suffix F	Suffix P	Suffix L	Suffix W

**One 12"H Drawer**

18"	18 <sup>7</sup> / <sub>8</sub> "	30"	16"	Package A	Package G	<b>RLF18301__</b>	\$ 782	\$ 804	\$1074	\$1594
18"	18 <sup>7</sup> / <sub>8</sub> "	36"	16"	Package B	Package H	<b>RLF18361__</b>	\$ 866	\$ 899	\$1164	\$1684
18"	18 <sup>7</sup> / <sub>8</sub> "	42"	16"	Package C	Package J	<b>RLF18421__</b>	\$ 950	\$ 990	\$1249	\$1769
23 <sup>1</sup> / <sub>8</sub> "	24"	30"	16"	Package A	Package G	<b>RLF24301__</b>	\$ 882	\$ 920	\$1184	\$1704
23 <sup>1</sup> / <sub>8</sub> "	24"	36"	16"	Package B	Package H	<b>RLF24361__</b>	\$1023	\$1071	\$1326	\$1846

**Open Configurations**

18"	18 <sup>7</sup> / <sub>8</sub> "	30"	16"	Not required	Not required	<b>RSC18301A__</b>	\$ 667	\$ 722	N.A.	N.A.
18"	18 <sup>7</sup> / <sub>8</sub> "	36"	16"	Not required	Not required	<b>RSC18361A__</b>	\$ 781	\$ 848	N.A.	N.A.
18"	18 <sup>7</sup> / <sub>8</sub> "	42"	16"	Not required	Not required	<b>RSC18421A__</b>	\$ 886	\$ 961	N.A.	N.A.
23 <sup>1</sup> / <sub>8</sub> "	24"	30"	16"	Not required	Not required	<b>RSC24301A__</b>	\$ 812	\$ 876	N.A.	N.A.
23 <sup>1</sup> / <sub>8</sub> "	24"	36"	16"	Not required	Not required	<b>RSC24361A__</b>	\$ 992	\$1074	N.A.	N.A.

**Open-Open Configurations**

**One 6"H Opening with Fixed Shelf and One 12"H Opening with Fixed Shelf**

18"	18 <sup>7</sup> / <sub>8</sub> "	30"	22"	Not required	Not required	<b>RLF18301A__</b>	\$ 701	\$ 760	N.A.	N.A.
18"	18 <sup>7</sup> / <sub>8</sub> "	36"	22"	Not required	Not required	<b>RLF18361A__</b>	\$ 842	\$ 913	N.A.	N.A.
18"	18 <sup>7</sup> / <sub>8</sub> "	42"	22"	Not required	Not required	<b>RLF18421A__</b>	\$ 976	\$1057	N.A.	N.A.
23 <sup>1</sup> / <sub>8</sub> "	24"	30"	22"	Not required	Not required	<b>RLF24301A__</b>	\$ 925	\$1000	N.A.	N.A.
23 <sup>1</sup> / <sub>8</sub> "	24"	36"	22"	Not required	Not required	<b>RLF24361A__</b>	\$1104	\$1191	N.A.	N.A.

► Specification Information, continued on next page

**Storage**

Universal One-High, 1.5-High, and Two Drawer Lateral Files With Flush Steel, Proud Steel, Proud Laminate, Proud Wood, or Open Fronts, continued

**SIN 711.3**

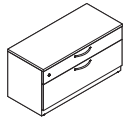
► **Specification Information, continued from previous page**

Specification Information									
Dimensions		Counterweight Packages		Style Number		Base Prices			
D	W H					Flush Steel Front	Proud Steel Front	Proud Lam Front	Proud Wood Front
Flush Steel	Proud Steel/Lam/Wood	Universal 3" Base	FrameOne Foot and c:scape Glide Bases			Suffix F	Suffix P	Suffix L	Suffix W

**Drawer-Drawer Configurations**

**One 6"H Drawer and One 12"H Drawer**

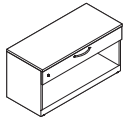
18"	18 <sup>7</sup> / <sub>8</sub> "	30" 22"	Package A	Package A	<b>RLF18301B</b> _	\$ 843	\$ 902	\$1310	\$1830
18"	18 <sup>7</sup> / <sub>8</sub> "	36" 22"	Package B	Package B	<b>RLF18361B</b> _	\$ 987	\$1055	\$1441	\$1961
18"	18 <sup>7</sup> / <sub>8</sub> "	42" 22"	Package C	Package C	<b>RLF18421B</b> _	\$1118	\$1200	\$1698	\$2218
23 <sup>1</sup> / <sub>8</sub> "	24"	30" 22"	Package A	Package A	<b>RLF24301B</b> _	\$1069	\$1142	\$1674	\$2194
23 <sup>1</sup> / <sub>8</sub> "	24"	36" 22"	Package B	Package B	<b>RLF24361B</b> _	\$1247	\$1335	\$1839	\$2359



**Drawer-Open Configurations**

**One 6"H Drawer and One 12"H Opening with Fixed Shelf**

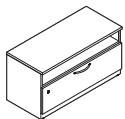
18"	18 <sup>7</sup> / <sub>8</sub> "	30" 22"	Package D	Package D	<b>RLF18301C</b> _	\$ 781	\$ 839	\$1157	\$1677
18"	18 <sup>7</sup> / <sub>8</sub> "	36" 22"	Package E	Package E	<b>RLF18361C</b> _	\$ 922	\$ 988	\$1289	\$1809
18"	18 <sup>7</sup> / <sub>8</sub> "	42" 22"	Package F	Package F	<b>RLF18421C</b> _	\$1049	\$1129	\$1546	\$2066
23 <sup>1</sup> / <sub>8</sub> "	24"	30" 22"	Package D	Package D	<b>RLF24301C</b> _	\$ 997	\$1072	\$1522	\$2042
23 <sup>1</sup> / <sub>8</sub> "	24"	36" 22"	Package E	Package E	<b>RLF24361C</b> _	\$1172	\$1256	\$1687	\$2207



**Open-Drawer Configurations**

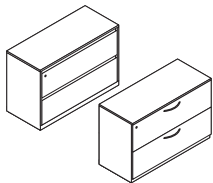
**One 6"H Opening with Fixed Shelf and One 12"H Drawer**

18"	18 <sup>7</sup> / <sub>8</sub> "	30" 22"	Package A	Package A	<b>RLF18301D</b> _	\$ 781	\$ 839	\$1157	\$1677
18"	18 <sup>7</sup> / <sub>8</sub> "	36" 22"	Package B	Package B	<b>RLF18361D</b> _	\$ 922	\$ 988	\$1289	\$1809
18"	18 <sup>7</sup> / <sub>8</sub> "	42" 22"	Package C	Package C	<b>RLF18421D</b> _	\$1049	\$1129	\$1546	\$2066
23 <sup>1</sup> / <sub>8</sub> "	24"	30" 22"	Package A	Package A	<b>RLF24301D</b> _	\$ 997	\$1072	\$1522	\$2042
23 <sup>1</sup> / <sub>8</sub> "	24"	36" 22"	Package B	Package B	<b>RLF24361D</b> _	\$1172	\$1256	\$1687	\$2207



**Two 12"H Drawers**

18"	18 <sup>7</sup> / <sub>8</sub> "	30" 28"	Package 3	Package 7	<b>RLF18302</b> _	\$ 865	\$ 924	\$1319	\$1839
18"	18 <sup>7</sup> / <sub>8</sub> "	36" 28"	Package 4	Package 8	<b>RLF18362</b> _	\$1010	\$1079	\$1450	\$1970
18"	18 <sup>7</sup> / <sub>8</sub> "	42" 28"	Package 4	Package 8	<b>RLF18422</b> _	\$1141	\$1223	\$1707	\$2227
23 <sup>1</sup> / <sub>8</sub> "	24"	30" 28"	Package 3	Package 7	<b>RLF24302</b> _	\$1059	\$1133	\$1682	\$2202
23 <sup>1</sup> / <sub>8</sub> "	24"	36" 28"	Package 4	Package 8	<b>RLF24362</b> _	\$1270	\$1358	\$1848	\$2368



**Storage**

---

Universal One-High,  
1.5-High, and Two  
Drawer Lateral Files

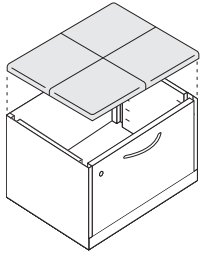
**SIN 711.3**

Storage

# Cushion Tops

For Universal One-High and 1.5-High Lateral Files

SIN 711.3



Tip: Seam pattern is determined by upholstery selected.  
 ▶ See Storage Specification Guide.

Tip: Your specification is not complete until you add a suffix to the style number to define the front style of the lateral, (for example, RPDC1830\_\_ becomes RPDC1830F for cushion top for flush steel front).

Standard Includes	Required to Specify
-------------------	---------------------

- Cushion top: fabric
- Attachment hardware

- 1 Style number with appropriate front style suffix in the space provided
  - F** Flush steel front
  - P** Proud steel/wood front
- 2 Fabric color number
- 3 Options, if selected (see below)
  - ▶ See *Surface Materials*, page 448.

Surface Materials	Options	Price	Required to Specify
-------------------	---------	-------	---------------------

Surface Materials	Upholstery	Price	Required to Specify
	• Fabric price group 1	No cost	Specify fabric color number.
	• Fabric price group 2	+\$ 10	Specify fabric color number.
	• Fabric price group 3	+\$ 40	Specify fabric color number.
	• Fabric price group 4	+\$ 49	Specify fabric color number.
	• Fabric price group 5	+\$ 62	Specify fabric color number.
	• Fabric price group 6	+\$ 87	Specify fabric color number.
	• Fabric price group 7	+\$106	Specify fabric color number.
	• Fabric price group 8	+\$153	Specify fabric color number.
	• Fabric price group 9	+\$196	Specify fabric color number.
	• Fabric price group 10	+\$238	Specify fabric color number.
	• Leather price group	+\$610	Specify leather color number.
	• Select Surfaces leather price group 1	+\$610	▶ See <i>Surface Materials Reference Manual</i> .
	• Elmosoft leather price group	+\$705	Specify Elmosoft leather color number.
			▶ See <i>Surface Materials</i> , page 448.
	• Select Surfaces leather price group 2	+\$705	▶ See <i>Surface Materials Reference Manual</i> .
	• Customer's Own Material (COM)	+\$ 16	▶ See <i>Surface Materials Reference Manual</i> .

Related Products	Options	Page
• Universal One-High lateral files		▶ Page 302
• Universal 1.5-High lateral files		▶ Page 302

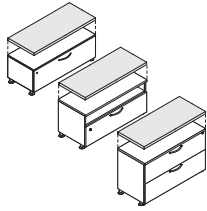
### Specification Information

Dimensions				Style Number	Base Prices	
D	W	H	Flush Steel Front		Proud Steel/Wood Front	
Flush Steel Front	Proud Steel/Wood Front				Suffix F	Suffix P
18"	18 <sup>7</sup> / <sub>8</sub> "	30"	1 <sup>1</sup> / <sub>2</sub> "	<b>RPDC1830__</b>	\$600	\$600
18"	18 <sup>7</sup> / <sub>8</sub> "	36"	1 <sup>1</sup> / <sub>2</sub> "	<b>RPDC1836__</b>	\$612	\$612
18"	18 <sup>7</sup> / <sub>8</sub> "	42"	1 <sup>1</sup> / <sub>2</sub> "	<b>RPDC1842__</b>	\$623	\$623
23 <sup>1</sup> / <sub>8</sub> "	24"	30"	1 <sup>1</sup> / <sub>2</sub> "	<b>RPDC2430__</b>	\$638	\$638
23 <sup>1</sup> / <sub>8</sub> "	24"	36"	1 <sup>1</sup> / <sub>2</sub> "	<b>RPDC2436__</b>	\$648	\$648

# Basic Cushions

For TS Series Freestanding Lateral Files, Universal Lateral Files, and Universal Laminate Enhanced Credenzas

SIN 711.3



Tip: Basic cushion is field-installed and supplies to attach are included.

Tip: Basic cushion is available on TS Series, Universal lateral files, and Universal laminate enhanced storage, and Universal laminate enhanced credenzas with a top only.

Standard Includes	Required to Specify
-------------------	---------------------

- Cushion top: fabric price group 1
- Attachment supplies: hook and loop fastener

- 1 Style number
- 2 Fabric color number for cushion top
- 3 Options, if selected (see below)
- ▶ See *Surface Materials*, page 448.

Surface Materials	Options	Price	Required to Specify
-------------------	---------	-------	---------------------

**Surface Materials**

**Upholstery**

- Fabric price group 1 No cost
- Fabric price group 2 +\$ 10
- Fabric price group 3 +\$ 40
- Fabric price group 4 +\$ 49
- Fabric price group 5 +\$ 62
- Fabric price group 6 +\$ 87
- Fabric price group 7 +\$106
- Fabric price group 8 +\$153
- Fabric price group 9 +\$196
- Fabric price group 10 +\$238
- Customer's Own Material (COM) +\$ 16

- Specify fabric color number.
- Specify fabric color number.
- Specify fabric color number.
- Specify fabric color number.
- Specify fabric color number.
- Specify fabric color number.
- Specify fabric color number.
- Specify fabric color number.
- Specify fabric color number.
- Specify fabric color number.
- ▶ See *Surface Materials Reference Manual*.

**Support Brace**

**For 30"W and 36"W steel Universal laterals with an open configuration**

- Brace (30"W and 36"W) +\$ 49

Specify with brace.

**Related Products**

- TS Series freestanding lateral files
- Universal lateral files

- ▶ Page 254
- ▶ Page 310

**Specification Information**

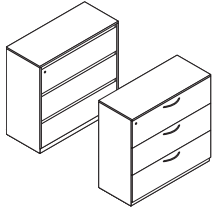
• Dimensions			• Style Number	• Base Price
D	W	H		
18"	30"	1½"	<b>RCH1830</b>	\$245
18"	36"	1½"	<b>RCH1836</b>	\$260
18"	42"	1½"	<b>RCH1842</b>	\$275
23⅛"	30"	1½"	<b>RCH2430</b>	\$280
23⅛"	36"	1½"	<b>RCH2436</b>	\$290



# Universal Lateral Files

With Flush Steel, Proud Steel, Proud Laminate, or Proud Wood Fronts

SIN 711.3



## Standard Includes

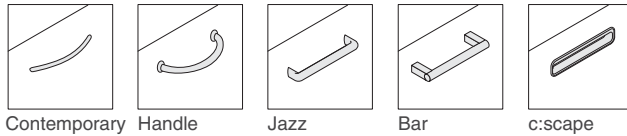
- Lateral file: paint price group 1
- 1"H top on units with flush steel or proud steel fronts: paint to match file
- 1<sup>3</sup>/<sub>16</sub>"H top and drawer fronts on units with proud laminate fronts: price group 1 laminate
- 1<sup>3</sup>/<sub>16</sub>"H top and drawer fronts on units with proud wood fronts: wood price group 1 veneer
- Integral pulls on units with flush steel front
- Pulls: metal
- Lift-up door with fixed shelf on 65<sup>1</sup>/<sub>2</sub>"H units with proud laminate fronts: price group 1 laminate
- Lift-up door with fixed shelf on 65<sup>1</sup>/<sub>2</sub>"H units with flush steel or proud steel front: paint to match file
- Lift-up door with fixed shelf on 65<sup>1</sup>/<sub>2</sub>"H units with proud wood fronts: wood price group 1 veneer to match file
- Central lock, keyed random: 9201 Polished Chrome
- One label holder per drawer: clear plastic
- Drawer body: black only
- Drawer suspensions: black only
- One hanging folder bar per drawer on 18"D units
- Two rails per drawer on 24"D units
- One hanging folder bar and three dividers on roll-out shelf, if selected
- Four adjustable leveling glides
- Ganging hardware
- Counterweight package, if selected

## Required to Specify

- 1 Style number with appropriate front style suffix in the space provided
  - F** Flush steel front
  - P** Proud steel front
  - L** Proud laminate front
  - W** Proud wood front
- 2 Paint color number for file
- 3 Laminate color number for top and drawer fronts, if proud laminate front selected
- 4 Wood color number for drawer fronts and top, if proud wood front selected
- 5 Pull (see below under required selections)
- 6 Metal color number for pulls, if proud steel, proud laminate, or proud wood front selected
- 7 Options, if selected (see below)
  - ▶ See *Surface Materials*, page 448.

## Required Selections

**Pulls**



Contemporary Handle Jazz Bar c:scape

Options	Price	Required to Specify
---------	-------	---------------------

<b>Surface Materials</b>	<ul style="list-style-type: none"> <li>• Paint price group 1</li> <li>• Paint price group 2</li> <li>• Paint price group 3</li> </ul>	<ul style="list-style-type: none"> <li>No cost</li> <li>+\$ 75</li> <li>+\$128</li> </ul>	<ul style="list-style-type: none"> <li>Specify paint color number.</li> <li>Specify paint color number.</li> <li>Specify paint color number.</li> </ul>
	<ul style="list-style-type: none"> <li>• Laminate price group 1 on proud laminate fronts</li> <li>• Laminate price group 2 on proud laminate fronts</li> <li>• Open Line laminate on laminate fronts</li> </ul>	<ul style="list-style-type: none"> <li>Prices at right</li> <li>See information at left</li> <li>+\$ 69 plus cost of laminate</li> </ul>	<ul style="list-style-type: none"> <li>Specify laminate color number.</li> <li>Specify laminate color number.</li> <li>▶ See <i>Surface Materials Reference Manual</i>.</li> </ul>
	<b>Wood on proud wood fronts</b>		
	<ul style="list-style-type: none"> <li>• Wood group 2</li> <li>• Wood group 3</li> </ul>	<ul style="list-style-type: none"> <li>See information at left</li> <li>See information at left</li> </ul>	<ul style="list-style-type: none"> <li>Specify wood color number.</li> <li>Specify wood color number.</li> </ul>
	<b>Customiz stain on proud wood fronts</b>		
	<ul style="list-style-type: none"> <li>• 40"H files</li> <li>• 52"H or 65<sup>1</sup>/<sub>2</sub>"H files</li> </ul>	<ul style="list-style-type: none"> <li>No cost</li> <li>No cost</li> </ul>	<ul style="list-style-type: none"> <li>Specify with <i>Customiz stain</i>.</li> <li>Specify with <i>Customiz stain</i>.</li> <li>▶ See <i>Surface Materials Reference Manual</i>.</li> </ul>

**For wood group 2, wood group 3, and laminate price group 2 pricing,** please refer to the electronic catalog or SmartTools.

<b>Tops for Flush Steel Front and Proud Steel Front</b>	<b>No top on 40"H or 52"H</b>		
	<ul style="list-style-type: none"> <li>• For use under a worksurface or beneath a common top</li> </ul>	<ul style="list-style-type: none"> <li>-\$ 96</li> </ul>	<ul style="list-style-type: none"> <li>Specify with <i>no top</i>.</li> </ul>

▶ Options, continued on next page

## SIN 711.3

## ► Options, continued from previous page

**For wood group 2, wood group 3, and laminate price group 2 pricing,** please refer to the electronic catalog or SmartTools.

*Tip: Laminate and wood veneer tops are 3/16" taller than other tops and will add 3/16" to overall case height.*

*Tip: Full-fill finish (option) is available on field-installed tops only.*

► Pages 409–410

Options	Price	Required to Specify
<b>Tops for Flush Steel Front and Proud Steel Front, continued</b>		
<b>Laminate top</b>		
• Laminate price group 1 on laminate top	+\$134	Specify with <i>laminate top</i> and indicate laminate color number for top and plastic color number for edges.
• Laminate price group 2 on laminate top	See information at left	Specify with <i>laminate top</i> and indicate laminate color number for top and plastic color number for edges.
• Open Line laminate on laminate top	+\$ 69 plus cost of laminate	► See <i>Surface Materials Reference Manual</i> .
<b>Wood veneer top</b>		
• Wood group 1	+\$404	Specify with <i>wood veneer</i> and indicate wood color number.
• Wood group 2	See information at left	Specify with <i>wood veneer</i> and indicate wood color number.
• Wood group 3	See information at left	Specify with <i>wood veneer</i> and indicate wood color number.
• Customiz stain on wood veneer top	No cost	Specify with <i>Customiz stain</i> . ► See <i>Surface Materials Reference Manual</i>
<b>Tops for Proud Laminate Front</b>		
<b>No top</b>		
• For use with a cushion top	–\$270	Specify with <i>no top</i> .
<b>Laminate top</b>		
• Laminate price group 1 on laminate top	No cost	Specify laminate color number.
• Laminate price group 2 on laminate top	See information at left	Specify laminate color number.
• Open line laminate on laminate top	+\$ 69 plus cost of laminate	► See <i>Surface Materials Reference Manual</i>
<b>Wood veneer top</b>		
• Wood group 1	+\$230	Specify with <i>wood veneer</i> and indicate wood color number.
• Wood group 2	See information at left	Specify with <i>wood veneer</i> and indicate wood color number.
• Wood group 3	See information at left	Specify with <i>wood veneer</i> and indicate wood color number.
• Customiz stain	No cost	Specify with <i>Customiz stain</i> . ► See <i>Surface Materials Reference Manual</i>
<b>Tops for Proud Wood Front</b>		
<b>No top on 40"H or 52"H</b>		
• For use under a worksurface or beneath a common top	–\$500	Specify with <i>no top</i> .
<b>Laminate top</b>		
• Square edge laminate price group 1 top	–\$270	Specify with <i>laminate top</i> and indicate laminate color number for top and plastic color number for edges.
• Square edge laminate price group 2 top	See information at left	Specify with <i>laminate top</i> and indicate laminate color number for top and plastic color number for edges.
• Open Line laminate on laminate top	+\$ 69 plus cost of laminate	► See <i>Surface Materials Reference Manual</i> .
<b>Drawer Interiors</b>		
• HF bar for use on 24"D units only	+\$ 12	Specify with <i>HF bar</i> .
• Divider package	+\$ 26	Specify with <i>divider package</i> .
• Rails for use on 18"D units only	+\$ 33	Specify with <i>rails</i> .
<b>Lift-Up Door With Roll-Out Shelf</b>	<b>65½"H flush steel front files only</b>	
• On 18"D files	+\$ 42	Specify with <i>roll-out shelf</i> .
• On 24"D files	+\$ 59	Specify with <i>roll-out shelf</i> .

## ► Options, continued on next page

Universal Lateral Files With Flush Steel, Proud Steel, Proud Laminate, or Proud Wood Fronts, continued

SIN 711.3

► Options, continued from previous page

Options	Price	Required to Specify
<b>Pulls</b>	<b>Proud steel, laminate, or wood fronts</b>	
• Contemporary	No cost	Specify with <i>contemporary pull</i> .
• Handle	No cost	Specify with <i>handle pull</i> .
• Jazz	+\$ 17 per pull	Specify with <i>jazz pull</i> .
• Bar	+\$ 26 per pull	Specify with <i>bar pull</i> .
	<b>Proud steel fronts only</b>	
• c:scape	+\$ 30 per pull	Specify with <i>c:scape pull</i> .
<b>Counterweights</b>	• Package 1	+\$ 88
	• Package 2	+\$ 98
	• Package 3	+\$112
	• Package 4	+\$146
<b>Lock and Keying</b>	<b>Lock</b>	
	• Ember Chrome	No cost
		Specify with <i>9250 Ember Chrome lock</i> .
	<b>Individual locking drawers on 18"D file</b>	
	• With three drawers	+\$250
	• With four drawers	+\$375
	<b>Individual locking drawers on 24"D file</b>	
	• With three drawers	+\$278
	• With four drawers	+\$417
	<b>Keying</b>	
	• Factory- and field-installed keying	► Page 432
<b>Related Products</b>	• Field-installed tops	► Pages 409–410
	• Storage accessories	► Pages 416–422
	• Bookends	► See <i>Storage Specification Guide</i> .
	• Counterweight packages	► Page 420

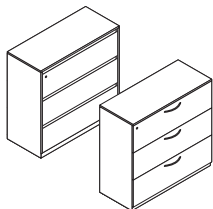
Tip: Counterweight packages are required to ensure product stability and are ordered as an option or separately. Product specification pages indicate the correct counterweight package for each style number and any exceptions where counterweights are not required.

► See Counterweight Requirements for Storage Products in the Storage Specification Guide.

Tip: 65½"H files with individual lock option do not have a lock in the lift-up door. Lift-up door is locked by the drawer below.

Tip: Height dimension listed is for units with 1" top. Overall height will vary if another top is selected.

Tip: Your specification is not complete until you add a suffix to the style number to define the front style (for example, RLF18363\_\_ becomes RLF18363F for flush steel front).



Specification Information											
Dimensions		Counterweight		Style		Base Prices					
D	W H	Package	Number	Flush Steel Front	Proud Steel Front	Proud Lam Front	Proud Wood Front	Suffix F	Suffix P	Suffix L	Suffix W
18"	18 <sup>7</sup> / <sub>8</sub> " 30" 40"	Package 3	RLF18303__	\$1164	\$1302	\$1798	\$2318				
18"	18 <sup>7</sup> / <sub>8</sub> " 36" 40"	Package 3	RLF18363__	\$1352	\$1517	\$1978	\$2498				
18"	18 <sup>7</sup> / <sub>8</sub> " 42" 40"	Package 3	RLF18423__	\$1529	\$1715	\$2101	\$2621				
23 <sup>1</sup> / <sub>8</sub> "	24" 30" 40"	Package 2	RLF24303__	\$1488	\$1669	\$2128	\$2648				
23 <sup>1</sup> / <sub>8</sub> "	24" 36" 40"	Package 2	RLF24363__	\$1699	\$1904	\$2351	\$2871				

Three 12"H Drawers

18"	18 <sup>7</sup> / <sub>8</sub> "	30"	40"	Package 3	RLF18303__	\$1164	\$1302	\$1798	\$2318
18"	18 <sup>7</sup> / <sub>8</sub> "	36"	40"	Package 3	RLF18363__	\$1352	\$1517	\$1978	\$2498
18"	18 <sup>7</sup> / <sub>8</sub> "	42"	40"	Package 3	RLF18423__	\$1529	\$1715	\$2101	\$2621
23 <sup>1</sup> / <sub>8</sub> "	24"	30"	40"	Package 2	RLF24303__	\$1488	\$1669	\$2128	\$2648
23 <sup>1</sup> / <sub>8</sub> "	24"	36"	40"	Package 2	RLF24363__	\$1699	\$1904	\$2351	\$2871

► Specification Information, continued on next page

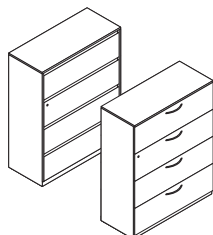


► Specification Information, continued from previous page

Specification Information									
Dimensions				Counterweight Package	Style Number	Base Prices			
D	W	H	Flush Steel Front			Proud Steel/Lam/Wood Front	Flush Steel Front	Proud Steel Front	Proud Lam Front
						Suffix F	Suffix P	Suffix L	Suffix W

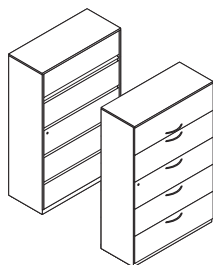
Tip: Height dimension listed is for units with 1" top. Overall height will vary if another top is selected.

Tip: Your specification is not complete until you add a suffix to the style number to define the front style (for example, RLF18363\_\_ becomes RLF18363F for flush steel front).



**Four 12"H Drawers**

18"	18 <sup>7</sup> / <sub>8</sub> "	30"	52"	Package 3	<b>RLF18304__</b>	\$1520	\$1704	\$2335	\$2855
18"	18 <sup>7</sup> / <sub>8</sub> "	36"	52"	Package 4	<b>RLF18364__</b>	\$1768	\$1979	\$2579	\$3099
18"	18 <sup>7</sup> / <sub>8</sub> "	42"	52"	Package 4	<b>RLF18424__</b>	\$1997	\$2239	\$2818	\$3338
23 <sup>1</sup> / <sub>8</sub> "	24"	30"	52"	Package 2	<b>RLF24304__</b>	\$1906	\$2137	\$2780	\$3300
23 <sup>1</sup> / <sub>8</sub> "	24"	36"	52"	Package 3	<b>RLF24364__</b>	\$2217	\$2488	\$3079	\$3599



**Four 12"H Drawers and One 13<sup>1</sup>/<sub>2</sub>"H Lift-Up Door with Fixed Shelf**

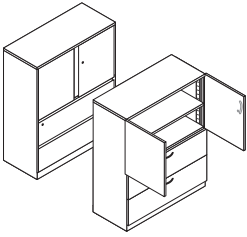
18"	18 <sup>7</sup> / <sub>8</sub> "	30"	65 <sup>1</sup> / <sub>2</sub> "	Package 2	<b>RLF18305__</b>	\$1824	\$2041	\$2713	\$3233
18"	18 <sup>7</sup> / <sub>8</sub> "	36"	65 <sup>1</sup> / <sub>2</sub> "	Package 2	<b>RLF18365__</b>	\$2116	\$2373	\$3007	\$3527
18"	18 <sup>7</sup> / <sub>8</sub> "	42"	65 <sup>1</sup> / <sub>2</sub> "	Package 3	<b>RLF18425__</b>	\$2391	\$2681	\$3298	\$3818
23 <sup>1</sup> / <sub>8</sub> "	24"	30"	65 <sup>1</sup> / <sub>2</sub> "	Package 1	<b>RLF24305__</b>	\$2287	\$2567	\$3249	\$3769
23 <sup>1</sup> / <sub>8</sub> "	24"	36"	65 <sup>1</sup> / <sub>2</sub> "	Package 1	<b>RLF24365__</b>	\$2656	\$2978	\$3614	\$4134

Storage

# Universal Combination Cabinets

With Flush Steel, Proud Steel, Proud Laminate, or Proud Wood Fronts

SIN 711.3



## Standard Includes

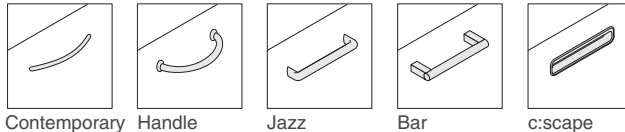
- Combination cabinet: paint price group 1
- 1"H top on units with flush steel or proud steel front: paint to match cabinet
- 1<sup>3</sup>/<sub>16</sub>"H top on units with proud laminate front: paint price group 1 to match cabinet
- 1<sup>3</sup>/<sub>16</sub>"H top and drawer fronts on units with proud wood front: wood price group 1 veneer
- Drawer fronts on units with proud laminate fronts: price group 1 laminate
- Integral pulls on units with flush steel front
- Pulls: metal
- Hinged doors on units with flush steel or proud steel front, if selected: paint
- Hinged doors on units with proud laminate fronts: price group 1 laminate
- Hinged doors on units with proud wood fronts, if selected: wood price group 1 veneer
- Individual lock on door, keyed random: 9201 Polished Chrome
- Central lock on drawers, keyed random: 9201 Polished Chrome
- One label holder per drawer: clear plastic
- Adjustable shelves: paint to match cabinet
- Brackets for adjustable shelves: black
- Drawer body: black only
- Drawer suspensions: black only
- One hanging folder bar per drawer on 18"D units
- Two rails per drawer on 24"D units
- Four adjustable leveling glides
- Ganging hardware
- Counterweight package, if selected

## Required to Specify

- 1 Style number with appropriate front style suffix in the space provided
  - F** Flush steel front
  - P** Proud steel front
  - L** Proud laminate front
  - W** Proud wood front
- 2 Paint color number for cabinet
- 3 Laminate color number for drawer fronts and hinged door fronts, if proud laminate front selected
- 4 Wood color number for drawer fronts, hinged door fronts, and top, if proud wood front selected
- 5 Pull (see below under required selections)
- 6 Metal color number for pulls, if proud steel, proud laminate, or proud wood front selected
- 7 Options, if selected (see below)
  - ▶ See *Surface Materials*, page 448.

## Required Selections

### Pulls



Contemporary

Handle

Jazz

Bar

c:scape

**For wood group 2, wood group 3, and laminate price group 2 pricing,** please refer to the electronic catalog or SmartTools.

## Options

Options	Price	Required to Specify
<b>Surface Materials</b>		
<b>52"H or 65<sup>1</sup>/<sub>2</sub>"H cabinets</b>		
• Paint price group 1	No cost	Specify paint color number.
• Paint price group 2	+\$ 75	Specify paint color number.
• Paint price group 3	+\$128	Specify paint color number.
• Laminate price group 1 on proud laminate fronts	Prices at right	Specify laminate color number.
• Laminate price group 2 on proud laminate fronts	See information at left	Specify laminate color number.
• Open Line laminate on laminate fronts	+\$ 69 plus cost of laminate	▶ See <i>Surface Materials Reference Manual</i> .
<b>83<sup>1</sup>/<sub>2</sub>"H cabinets</b>		
• Paint price group 1	No cost	Specify paint color number.
• Paint price group 2	+\$113	Specify paint color number.
• Paint price group 3	+\$191	Specify paint color number.
• Laminate price group 1 on proud laminate fronts	Prices at right	Specify laminate color number.
• Laminate price group 2 on proud laminate fronts	See information at left	Specify laminate color number.
• Open Line laminate on laminate fronts	+\$ 69 plus cost of laminate	▶ See <i>Surface Materials Reference Manual</i> .

▶ Options, continued on next page

## ► Options, continued from previous page

**For wood group 2, wood group 3, and laminate price group 2 pricing,** please refer to the electronic catalog or SmartTools.

Options	Price	Required to Specify
<b>Surface Materials, continued</b>		
• Wood group 2 on proud wood fronts	See information at left	Specify wood color number.
• Wood group 3 on proud wood fronts	See information at left	Specify wood color number.
• Customiz stain on proud wood fronts	No cost	Specify with <i>Customiz stain</i> . ► See <i>Surface Materials Reference Manual</i> .
<b>Tops for Flush Steel Front and Proud Steel Front</b>		
<b>No top on 52"H</b>		
• For use under a worksurface or beneath a common top	-\$ 96	Specify with <i>no top</i> .
<b>Laminate top</b>		
• Square edge laminate price group 1 top	+\$134	Specify with <i>laminate top</i> and indicate laminate color number for top and plastic color number for edges.
• Square edge laminate price group 2 top	See information at left	Specify with <i>laminate top</i> and indicate laminate color number for top and plastic color number for edges.
• Open Line laminate on laminate top	+\$ 69 plus cost of laminate	► See <i>Surface Materials Reference Manual</i> .
<b>Wood veneer top</b>		
• Wood group 1	+\$404	Specify with <i>wood veneer</i> and indicate wood color number.
• Wood group 2	See information at left	Specify with <i>wood veneer</i> and indicate wood color number.
• Wood group 3	See information at left	Specify with <i>wood veneer</i> and indicate wood color number.
• Customiz stain on wood veneer top	No cost	Specify with <i>Customiz stain</i> . ► See <i>Surface Materials Reference Manual</i> .
<b>Tops for Proud Laminate Front</b>		
<b>No top on 52"H</b>		
• For use under a worksurface or beneath a common top	No cost	Specify with <i>no top</i> .
<b>Laminate top</b>		
• Square edge laminate price group 1 top	+\$270	Specify with <i>laminate top</i> and indicate laminate color number for top and plastic color number for edges.
• Square edge laminate price group 2 top	See information at left	Specify with <i>laminate top</i> and indicate laminate color number for top and plastic color number for edges.
• Open Line laminate on laminate top	+\$ 69 plus cost of laminate	► See <i>Surface Materials Reference Manual</i> .
<b>Wood veneer top</b>		
• Wood group 1	+\$500	Specify with <i>wood veneer</i> and indicate wood color number.
• Wood group 2	See information at left	Specify with <i>wood veneer</i> and indicate wood color number.
• Wood group 3	See information at left	Specify with <i>wood veneer</i> and indicate wood color number.
• Customiz stain on wood veneer top	No cost	Specify with <i>Customiz stain</i> . ► See <i>Surface Materials Reference Manual</i> .
<b>Tops for Proud Wood Front</b>		
<b>No top on 52"H</b>		
• For use under a worksurface or beneath a common top	-\$500	Specify with <i>no top</i> .
<b>Laminate top</b>		
• Square edge laminate price group 1 top	-\$270	Specify with <i>laminate top</i> and indicate laminate color number for top and plastic color number for edges.
• Square edge laminate price group 2 top	See information at left	Specify with <i>laminate top</i> and indicate laminate color number for top and plastic color number for edges.
• Open Line laminate on laminate top	+\$ 69 plus cost of laminate	► See <i>Surface Materials Reference Manual</i> .

*Tip: Laminate front cabinets do not default to a laminate top.*

*Tip: Laminate and wood veneer tops are 3/16" taller than other tops and will add 3/16" to overall case height.*

## ► Options, continued on next page

Universal Combination Cabinets With Flush Steel, Proud Steel, Proud Laminate, or Proud Wood Fronts, continued

SIN 711.3

► Options, continued from previous page

	Options	Price	Required to Specify
<b>Glass Doors</b>	• Frosted glass hinged doors	+\$278	Specify with frosted glass hinged doors.
<b>Drawer Interiors</b>	• HF bar for use on 24"D units only	+\$ 12	Specify with HF bar.
	• Divider package	+\$ 26	Specify with divider package.
	• Rails for use on 18"D units only.	+\$ 33	Specify with rails.
<b>Pulls</b>	<b>Proud steel, laminate, or wood fronts</b>		
	• Contemporary	No cost	Specify with contemporary pull.
	• Handle	No cost	Specify with handle pull.
	• Jazz	+\$ 17 per pull	Specify with jazz pull.
	• Bar	+\$ 26 per pull	Specify with bar pull.
	<b>Proud steel fronts only</b>		
	• c:scape	+\$ 30 per pull	Specify with c:scape pull.
<b>Counterweights</b>	• Package 1	+\$ 88	Specify with counterweight.
	• Package 2	+\$ 98	Specify with counterweight.
	• Package 3	+\$112	Specify with counterweight.
	• Package 4	+\$146	Specify with counterweight.
	• Package 5	+\$185	Specify with counterweight.
<b>Lock and Keying</b>	<b>Lock</b>		
	• Ember Chrome	No cost	Specify with 9250 Ember Chrome lock.
	<b>Individual locking drawers on 18"D file</b>		
	• With two drawers	+\$125	Specify with individual lock.
	• With three drawers	+\$250	Specify with individual lock.
	• With four drawers	+\$375	Specify with individual lock.
	<b>Individual locking drawers on 24"D file</b>		
	• With two drawers	+\$139	Specify with individual lock.
	• With three drawers	+\$278	Specify with individual lock.
	• With four drawers	+\$417	Specify with individual lock.
	<b>Keying</b>		
	• Factory- and field-installed keying		► Page 432
<b>Related Products</b>	• Field-installed tops		► Pages 409–410
	• Adjustable steel standard shelves		► Page 415
	• Storage accessories		► Pages 416–422
	• Bookends		► See Storage Specification Guide.
	• Counterweight packages		► Page 420

► Specification Information, next page

Tip: Glass doors ship separately and must be installed on site.

Tip: Glass door pulls are not the same design as drawer pulls. On flush-front cabinets, glass door pull color must be specified. On proud-front cabinets, glass door pull color will default to color selected for drawer pulls.

Tip: Counterweight packages are required to ensure product stability and are ordered as an option or separately. Product specification pages indicate the correct counterweight package for each style number and any exceptions where counterweights are not required.

► See Counterweight Requirements for Storage Products in the Storage Specification Guide.

► Options, on previous page

Tip: Height dimension listed is for units with 1" top. Overall height will vary if another top is selected.

Tip: Your specification is not complete until you add a suffix to the style number to define the front style (for example, RLF18362 becomes RLF18362F for flush steel front).

Specification Information									
Dimensions				Counterweight Package	Style Number	Base Prices			
D	W	H	Flush Steel Front			Proud Steel/Lam/Wood Front	Flush Steel Front	Proud Steel Front	Proud Lam Front
						Suffix F	Suffix P	Suffix L	Suffix W

**52"H Single-Case Combination Cabinet**

**24"H Hinged Doors with One Adjustable Shelf, One Fixed Shelf, and Two 12"H Drawers**

18"	18 <sup>7</sup> / <sub>8</sub> "	30"	52"	Package 3	<b>RCC18304A</b>	\$1842	\$2119	\$2348	\$3182
18"	18 <sup>7</sup> / <sub>8</sub> "	36"	52"	Package 4	<b>RCC18364A</b>	\$2033	\$2310	\$2539	\$3373
18"	18 <sup>7</sup> / <sub>8</sub> "	42"	52"	Package 5	<b>RCC18424A</b>	\$2200	\$2477	\$2706	\$3540
23 <sup>1</sup> / <sub>8</sub> "	24"	30"	52"	Package 3	<b>RCC24304A</b>	\$2034	\$2311	\$2540	\$3374
23 <sup>1</sup> / <sub>8</sub> "	24"	36"	52"	Package 3	<b>RCC24364A</b>	\$2244	\$2521	\$2750	\$3584

**Open Cabinet with One Adjustable Shelf, One Fixed Shelf, and Two 12"H Drawers**

18"	18 <sup>7</sup> / <sub>8</sub> "	30"	52"	Package 3	<b>RCC18304D</b>	\$1534	\$1742	N.A.	N.A.
18"	18 <sup>7</sup> / <sub>8</sub> "	36"	52"	Package 4	<b>RCC18364D</b>	\$1724	\$1932	N.A.	N.A.
18"	18 <sup>7</sup> / <sub>8</sub> "	42"	52"	Package 5	<b>RCC18424D</b>	\$1892	\$2100	N.A.	N.A.
23 <sup>1</sup> / <sub>8</sub> "	24"	30"	52"	Package 3	<b>RCC24304D</b>	\$1725	\$1933	N.A.	N.A.
23 <sup>1</sup> / <sub>8</sub> "	24"	36"	52"	Package 3	<b>RCC24364D</b>	\$1934	\$2142	N.A.	N.A.

**65<sup>1</sup>/<sub>2</sub>"H Single-Case Combination Cabinet**

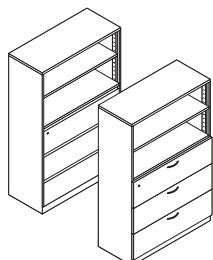
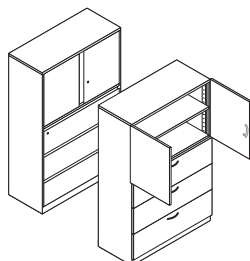
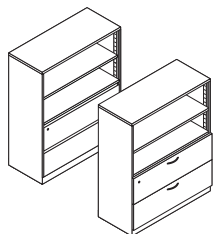
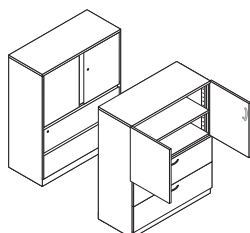
**25<sup>1</sup>/<sub>2</sub>"H Hinged Doors with One Adjustable Shelf, One Fixed Shelf, and Three 12"H Drawers**

18"	18 <sup>7</sup> / <sub>8</sub> "	30"	65 <sup>1</sup> / <sub>2</sub> "	Package 3	<b>RCC18305E</b>	\$2179	\$2456	\$2685	\$3519
18"	18 <sup>7</sup> / <sub>8</sub> "	36"	65 <sup>1</sup> / <sub>2</sub> "	Package 3	<b>RCC18365E</b>	\$2404	\$2681	\$2910	\$3744
18"	18 <sup>7</sup> / <sub>8</sub> "	42"	65 <sup>1</sup> / <sub>2</sub> "	Package 4	<b>RCC18425E</b>	\$2601	\$2878	\$3107	\$3941
23 <sup>1</sup> / <sub>8</sub> "	24"	30"	65 <sup>1</sup> / <sub>2</sub> "	Package 2	<b>RCC24305E</b>	\$2405	\$2682	\$2911	\$3745
23 <sup>1</sup> / <sub>8</sub> "	24"	36"	65 <sup>1</sup> / <sub>2</sub> "	Package 2	<b>RCC24365E</b>	\$2649	\$2926	\$3155	\$3989

**Open Cabinet with One Adjustable Shelf, One Fixed Shelf, and Three 12"H Drawers**

18"	18 <sup>7</sup> / <sub>8</sub> "	30"	65 <sup>1</sup> / <sub>2</sub> "	Package 3	<b>RCC18305H</b>	\$1870	\$2078	N.A.	N.A.
18"	18 <sup>7</sup> / <sub>8</sub> "	36"	65 <sup>1</sup> / <sub>2</sub> "	Package 3	<b>RCC18365H</b>	\$2095	\$2303	N.A.	N.A.
18"	18 <sup>7</sup> / <sub>8</sub> "	42"	65 <sup>1</sup> / <sub>2</sub> "	Package 4	<b>RCC18425H</b>	\$2294	\$2502	N.A.	N.A.
23 <sup>1</sup> / <sub>8</sub> "	24"	30"	65 <sup>1</sup> / <sub>2</sub> "	Package 2	<b>RCC24305H</b>	\$2096	\$2304	N.A.	N.A.
23 <sup>1</sup> / <sub>8</sub> "	24"	36"	65 <sup>1</sup> / <sub>2</sub> "	Package 2	<b>RCC24365H</b>	\$2342	\$2550	N.A.	N.A.

► Specification Information, continued on next page



Universal Combination Cabinets With Flush Steel, Proud Steel, Proud Laminate, or Proud Wood Fronts, continued

SIN 711.3

Tip: Height dimension listed is for units with 1" top. Overall height will vary if another top is selected.

Tip: Your specification is not complete until you add a suffix to the style number to define the front style (for example, RLF18362\_ becomes RLF18362F for flush steel front).

► Specification Information, continued from previous page

Specification Information									
Dimensions				Counterweight Package	Style Number	Base Prices			
D	W	H	Flush Steel Front			Proud Steel/Lam/Wood Front	Flush Steel Front	Proud Steel Front	Proud Lam Front
						Suffix F	Suffix P	Suffix L	Suffix W

**65 1/2"H Single-Case Combination Cabinet, continued**

**37 1/2"H Hinged Doors with Two Adjustable Shelves, One Fixed Shelf, and Two 12"H Drawers**

18"	18 7/8"	30"	65 1/2"	Package 2	<b>RCC18305J</b> _	\$2071	\$2348	\$2577	\$3411
18"	18 7/8"	36"	65 1/2"	Package 3	<b>RCC18365J</b> _	\$2280	\$2557	\$2786	\$3620
18"	18 7/8"	42"	65 1/2"	Package 4	<b>RCC18425J</b> _	\$2464	\$2741	\$2970	\$3804
23 1/8"	24"	30"	65 1/2"	Package 2	<b>RCC24305J</b> _	\$2283	\$2560	\$2789	\$3623
23 1/8"	24"	36"	65 1/2"	Package 2	<b>RCC24365J</b> _	\$2510	\$2787	\$3016	\$3850

**Open Cabinet with Two Adjustable Shelves, One Fixed Shelf, and Two 12"H Drawers**

18"	18 7/8"	30"	65 1/2"	Package 2	<b>RCC18305M</b> _	\$1728	\$1936	N.A.	N.A.
18"	18 7/8"	36"	65 1/2"	Package 3	<b>RCC18365M</b> _	\$1938	\$2146	N.A.	N.A.
18"	18 7/8"	42"	65 1/2"	Package 4	<b>RCC18425M</b> _	\$2127	\$2335	N.A.	N.A.
23 1/8"	24"	30"	65 1/2"	Package 2	<b>RCC24305M</b> _	\$1939	\$2147	N.A.	N.A.
23 1/8"	24"	36"	65 1/2"	Package 2	<b>RCC24365M</b> _	\$2174	\$2382	N.A.	N.A.

**83 1/2"H Single-Case Combination Cabinet**

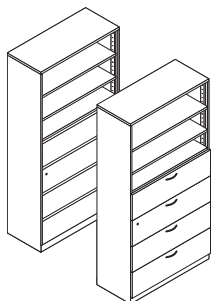
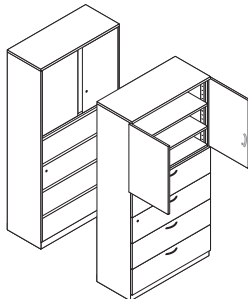
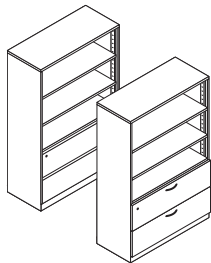
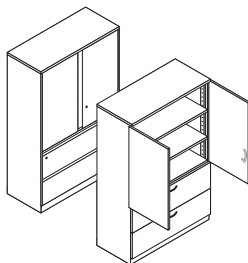
**31 1/2"H Hinged Doors with Two Adjustable Shelves, One Fixed Shelf, and Four 12"H Drawers**

18"	18 7/8"	30"	83 1/2"	Package 1	<b>RCC18306N</b> _	\$2628	\$2971	\$3134	\$3968
18"	18 7/8"	36"	83 1/2"	Package 2	<b>RCC18366N</b> _	\$2897	\$3240	\$3403	\$4237
18"	18 7/8"	42"	83 1/2"	Package 2	<b>RCC18426N</b> _	\$3133	\$3476	\$3639	\$4473
23 1/8"	24"	30"	83 1/2"	Not required	<b>RCC24306N</b> _	\$3035	\$3378	\$3541	\$4375
23 1/8"	24"	36"	83 1/2"	Package 1	<b>RCC24366N</b> _	\$3339	\$3682	\$3845	\$4679

**Open Cabinet with Two Adjustable Shelves, One Fixed Shelf, and Four 12"H Drawers**

18"	18 7/8"	30"	83 1/2"	Package 1	<b>RCC18306R</b> _	\$2289	\$2566	N.A.	N.A.
18"	18 7/8"	36"	83 1/2"	Package 2	<b>RCC18366R</b> _	\$2560	\$2837	N.A.	N.A.
18"	18 7/8"	42"	83 1/2"	Package 2	<b>RCC18426R</b> _	\$2793	\$3070	N.A.	N.A.
23 1/8"	24"	30"	83 1/2"	Not required	<b>RCC24306R</b> _	\$2695	\$2972	N.A.	N.A.
23 1/8"	24"	36"	83 1/2"	Package 1	<b>RCC24366R</b> _	\$3001	\$3278	N.A.	N.A.

► Specification Information, continued on next page



► Specification Information, continued from previous page

Tip: Height dimension listed is for units with 1" top. Overall height will vary if another top is selected.

Tip: Your specification is not complete until you add a suffix to the style number to define the front style (for example, RLF18362 becomes RLF18362F for flush steel front).

Specification Information									
Dimensions				Counterweight Package	Style Number	Base Prices			
D	W	H	Flush Steel Front			Proud Steel/Lam/Wood Front	Proud Steel Front	Proud Lam Front	Proud Wood Front
						Suffix F	Suffix P	Suffix L	Suffix W

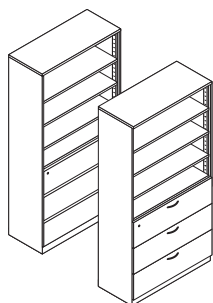
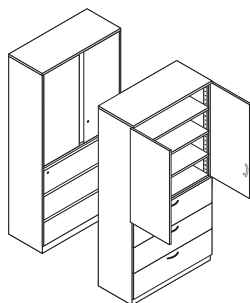
**83 1/2"H Single-Case Combination Cabinet, continued**

**43 1/2"H Hinged Doors with Three Adjustable Shelves, One Fixed Shelf, and Three 12"H Drawers**

18"	18 7/8"	30"	83 1/2"	Package 1	<b>RCC18306S</b> _	\$2491	\$2834	\$2997	\$3831
18"	18 7/8"	36"	83 1/2"	Package 2	<b>RCC18366S</b> _	\$2749	\$3092	\$3255	\$4089
18"	18 7/8"	42"	83 1/2"	Package 3	<b>RCC18426S</b> _	\$2973	\$3316	\$3479	\$4313
23 1/8"	24"	30"	83 1/2"	Not required	<b>RCC24306S</b> _	\$2878	\$3221	\$3384	\$4218
23 1/8"	24"	36"	83 1/2"	Package 1	<b>RCC24366S</b> _	\$3170	\$3513	\$3676	\$4510

**Open Cabinet with Three Adjustable Shelves, One Fixed Shelf, and Three 12"H Drawers**

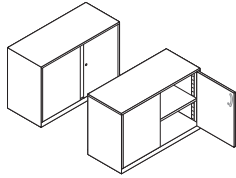
18"	18 7/8"	30"	83 1/2"	Package 1	<b>RCC18306V</b> _	\$2122	\$2330	N.A.	N.A.
18"	18 7/8"	36"	83 1/2"	Package 2	<b>RCC18366V</b> _	\$2378	\$2586	N.A.	N.A.
18"	18 7/8"	42"	83 1/2"	Package 3	<b>RCC18426V</b> _	\$2602	\$2810	N.A.	N.A.
23 1/8"	24"	30"	83 1/2"	Not required	<b>RCC24306V</b> _	\$2509	\$2717	N.A.	N.A.
23 1/8"	24"	36"	83 1/2"	Package 1	<b>RCC24366V</b> _	\$2798	\$3006	N.A.	N.A.



# Universal Storage Cabinets

With Flush Steel, Proud Steel, Proud Laminate, or Proud Wood Fronts

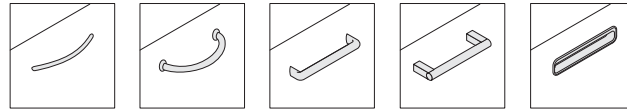
SIN 711.3



Standard Includes	Required to Specify
<ul style="list-style-type: none"> <li>Storage cabinet: paint price group 1</li> <li>1"H top on units with flush steel or proud steel fronts: paint to match cabinet</li> <li>1<sup>3</sup>/<sub>16</sub>"H top on units with proud laminate front: paint price group 1 to match cabinet</li> <li>1<sup>3</sup>/<sub>16</sub>"H top on units with proud wood fronts: wood price group 1 veneer</li> <li>Integral pulls on units with flush steel fronts</li> <li>Pulls: metal</li> <li>Hinged doors on units with flush steel or proud steel front: paint to match cabinet</li> <li>Hinged doors on units with proud laminate front: laminate price group 1</li> <li>Hinged doors on units with proud wood front: wood veneer price group 1</li> <li>Lock, keyed random: 9201 Polished Chrome</li> <li>Adjustable shelves: paint to match cabinet</li> <li>Brackets for adjustable shelves: black</li> <li>Ganging hardware</li> <li>Four adjustable leveling glides</li> </ul>	<ol style="list-style-type: none"> <li>Style number with appropriate front style suffix in the space provided                     <ul style="list-style-type: none"> <li><b>F</b> Flush steel front</li> <li><b>P</b> Proud steel front</li> <li><b>L</b> Proud laminate front</li> <li><b>W</b> Proud wood front</li> </ul> </li> <li>Paint color number for cabinet</li> <li>Laminate color number for hinged door, if proud laminate front selected</li> <li>Wood color number for hinged doors and top, if proud wood front selected</li> <li>Pull (see below under required selections)</li> <li>Metal color number for pulls, if proud steel, proud laminate, or proud wood front selected</li> <li>Options, if selected (see below)                     <ul style="list-style-type: none"> <li>▶ See <i>Surface Materials</i>, page 448.</li> </ul> </li> </ol>

## Required Selections

### Pulls



Contemporary Handle Jazz Bar c:scape

**For wood group 2, wood group 3, and laminate price group 2 pricing, please refer to the electronic catalog or SmartTools.**

Surface Materials	Options	Price	Required to Specify
	<ul style="list-style-type: none"> <li>Laminate price group 1 on proud laminate fronts</li> <li>Laminate price group 2 on proud laminate fronts</li> <li>Open Line laminate on laminate fronts</li> </ul>	<p>Prices at right</p> <p>See information at left</p> <p>+\$ 69 plus cost of laminate</p>	<p>Specify laminate color number.</p> <p>Specify laminate color number.</p> <p>▶ See <i>Surface Materials Reference Manual</i>.</p>
	<p><b>28"H, 40"H, 52"H, or 65<sup>1</sup>/<sub>2</sub>"H cabinets</b></p> <ul style="list-style-type: none"> <li>Paint price group 1</li> <li>Paint price group 2</li> <li>Paint price group 3</li> </ul>	<p>No cost</p> <p>+\$ 75</p> <p>+\$128</p>	<p>Specify paint color number.</p> <p>Specify paint color number.</p> <p>Specify paint color number.</p>
	<p><b>28"H or 40"H cabinets</b></p> <ul style="list-style-type: none"> <li>Customiz stain on proud wood fronts and top</li> </ul>	<p>No cost</p>	<p>Specify with <i>Customiz stain</i>.</p> <p>▶ See <i>Surface Materials Reference Manual</i>.</p>
	<p><b>52"H, 65<sup>1</sup>/<sub>2</sub>"H, or 83<sup>1</sup>/<sub>2</sub>"H cabinets</b></p> <ul style="list-style-type: none"> <li>Customiz stain on proud wood fronts and top</li> </ul>	<p>No cost</p>	<p>Specify with <i>Customiz stain</i>.</p> <p>▶ See <i>Surface Materials Reference Manual</i>.</p>
	<p><b>83<sup>1</sup>/<sub>2</sub>"H cabinets</b></p> <ul style="list-style-type: none"> <li>Paint price group 1</li> <li>Paint price group 2</li> <li>Paint price group 3</li> </ul>	<p>No cost</p> <p>+\$113</p> <p>+\$191</p>	<p>Specify paint color number.</p> <p>Specify paint color number.</p> <p>Specify paint color number.</p>
	<p><b>Wood on cabinets</b></p> <ul style="list-style-type: none"> <li>Wood group 2</li> <li>Wood group 3</li> </ul>	<p>See information at left</p> <p>See information at left</p>	<p>Specify wood color number.</p> <p>Specify wood color number.</p>
	<p><b>Tops for Flush Steel Front and Proud Steel Front</b></p> <p><b>Security top</b></p> <ul style="list-style-type: none"> <li>For use on 28"H units only</li> </ul>	<p>No cost</p>	<p>Specify with <i>security top</i>.</p>

*Tip: Security top reduces overall height by approximately 1".*

▶ Options, continued on next page



## SIN 711.3

## ► Options, continued from previous page

	Options	Price	Required to Specify
<b>Tops for Flush Steel Front and Proud Steel Front, Continued</b>	<b>No top on 28"H, 40"H, or 52"H</b>		
	• For use under a worksurface or beneath a common top	-\$ 96	Specify with no top.
	<b>Laminate top</b>		
	• Square edge laminate price group 1 top	+\$134	Specify with <i>laminate top</i> and indicate laminate color number for top and plastic color number for edges.
	• Square edge laminate price group 2 top	See information at left	Specify with <i>laminate top</i> and indicate laminate color number for top and plastic color number for edges.
	• Open Line laminate on laminate top	+\$ 69 plus cost of laminate	► See <i>Surface Materials Reference Manual</i> .
	<b>Wood veneer top</b>		
	• Wood group 1	+\$404	Specify with <i>wood veneer</i> and indicate wood color number.
	• Wood group 2	See information at left	Specify with <i>wood veneer</i> and indicate wood color number.
	• Wood group 3	See information at left	Specify with <i>wood veneer</i> and indicate wood color number.
• Customiz stain on wood veneer top	No cost	Specify with <i>Customiz stain</i> . ► See <i>Surface Materials Reference Manual</i> .	
<b>Tops for Proud Wood Front</b>	<b>Security top</b>		
	• For use on 28"H units only	-\$404	Specify with <i>security top</i> .
	<b>No top on 28"H, 40"H, or 52"H</b>		
	• For use under a worksurface or beneath a common top	-\$500	Specify with no top.
	<b>Laminate top</b>		
• Square edge laminate price group 1 top	-\$270	Specify with <i>laminate top</i> and indicate laminate color number for top and plastic color number for edges.	
• Square edge laminate price group 2 top	See information at left	Specify with <i>laminate top</i> and indicate laminate color number for top and plastic color number for edges.	
• Open Line laminate on laminate top	+\$ 69 plus cost of laminate	► See <i>Surface Materials Reference Manual</i> .	
<b>Tops for Proud Laminate Front</b>	<b>Security top</b>		
	• For use on 28"H storage cabinets only	+\$ 96	Specify with <i>security top</i> .
	<b>No top on 52"H</b>		
	• For use under a worksurface or beneath a common top	No cost	Specify with no top.
	<b>Laminate top</b>		
	• Square edge laminate price group 1 top	+\$270	Specify with <i>laminate top</i> and indicate laminate color number for top and plastic color number for edges.
	• Square edge laminate price group 2 top	See information at left	Specify with <i>laminate top</i> and indicate laminate color number for top and plastic color number for edges.
	• Open Line laminate on laminate top	+\$ 69 plus cost of laminate	► See <i>Surface Materials Reference Manual</i> .
	<b>Wood veneer top</b>		
	• Wood group 1	+\$500	Specify with <i>wood veneer</i> and indicate wood color number.
• Wood group 2	See information at left	Specify with <i>wood veneer</i> and indicate wood color number.	
• Wood group 3	See information at left	Specify with <i>wood veneer</i> and indicate wood color number.	
• Customiz stain on wood veneer top	No cost	Specify with <i>Customiz stain</i> . ► See <i>Surface Materials Reference Manual</i> .	

Tip: Laminate and wood veneer tops are 3/16" taller than other tops and will add 3/16" to overall case height.

For wood group 2, wood group 3, and laminate price group 2 pricing, please refer to the electronic catalog or SmartTools.

Tip: Security top reduces overall height by approximately 1".

Tip: Laminate and wood veneer tops are 3/16" taller than other tops and will add 3/16" to overall case height.

Tip: Laminate front cabinets do not default to a laminate top.

## ► Options, continued on next page

Universal Storage Cabinets With Flush Steel, Proud Steel, Proud Laminate, or Proud Wood Fronts, continued

SIN 711.3

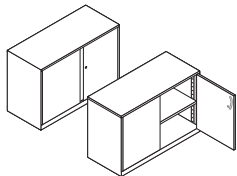
► Options, continued from previous page

Options	Price	Required to Specify
<b>Pulls</b>	<b>Proud steel, laminate, or wood fronts</b>	
• Contemporary	No cost	Specify with <i>contemporary pull</i> .
• Handle	No cost	Specify with <i>handle pull</i> .
• Jazz	+\$17 per pull	Specify with <i>jazz pull</i> .
• Bar	+\$26 per pull	Specify with <i>bar pull</i> .
	<b>Proud steel fronts only</b>	
• c:scape	+\$30 per pull	Specify with <i>c:scape pull</i> .
<b>Lock and Keying</b>	<b>Lock</b>	
• Ember Chrome	No cost	Specify with <i>9250 Ember Chrome lock</i> .
	<b>Keying</b>	
• Factory- and field-installed keying		► Page 432
<b>Related Products</b>	• Field-installed tops	► Pages 409–410
	• Storage accessories	► Pages 416–422
	• Bookends	► See <i>Storage Specification Guide</i> .

Tip: Height dimension listed is for units with 1" top. Overall height will vary if another top is selected.

Tip: Your specification is not complete until you add a suffix to the style number to define the front style (for example, RSC18302A\_\_ becomes RSC18302AF for flush steel front).

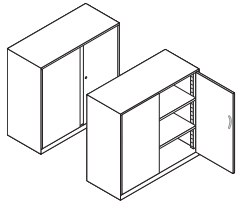
Specification Information									
Dimensions				Counterweight Package	Style Number	Base Prices			
D	W	H	Flush Steel Front			Proud Steel/Lam/Wood Front	Flush Steel Front	Proud Steel Front	Proud Lam Front
						Suffix F	Suffix P	Suffix L	Suffix W



**28"H Storage Cabinet**

**With One Adjustable Shelf**

18"	18 <sup>7</sup> / <sub>8</sub> "	30"	28"	Not required	<b>RSC18302A__</b>	\$1103	\$1249	\$1505	\$2339
18"	18 <sup>7</sup> / <sub>8</sub> "	36"	28"	Not required	<b>RSC18362A__</b>	\$1206	\$1352	\$1608	\$2442
18"	18 <sup>7</sup> / <sub>8</sub> "	42"	28"	Not required	<b>RSC18422A__</b>	\$1307	\$1453	\$1709	\$2543
23 <sup>1</sup> / <sub>8</sub> "	24"	30"	28"	Not required	<b>RSC24302A__</b>	\$1172	\$1318	\$1574	\$2408
23 <sup>1</sup> / <sub>8</sub> "	24"	36"	28"	Not required	<b>RSC24362A__</b>	\$1279	\$1425	\$1681	\$2515



**40"H Storage Cabinet**

**With Two Adjustable Shelves**

18"	18 <sup>7</sup> / <sub>8</sub> "	30"	40"	Not required	<b>RSC18303C__</b>	\$1254	\$1400	\$1656	\$2490
18"	18 <sup>7</sup> / <sub>8</sub> "	36"	40"	Not required	<b>RSC18363C__</b>	\$1371	\$1517	\$1773	\$2607
18"	18 <sup>7</sup> / <sub>8</sub> "	42"	40"	Not required	<b>RSC18423C__</b>	\$1485	\$1631	\$1887	\$2721
23 <sup>1</sup> / <sub>8</sub> "	24"	30"	40"	Not required	<b>RSC24303C__</b>	\$1334	\$1480	\$1736	\$2570
23 <sup>1</sup> / <sub>8</sub> "	24"	36"	40"	Not required	<b>RSC24363C__</b>	\$1460	\$1606	\$1862	\$2696

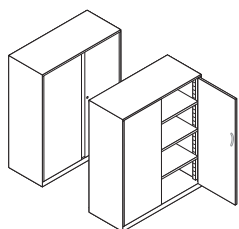
► Specification Information, continued on next page

► Specification Information, continued from previous page

Tip: Height dimension listed is for units with 1" top. Overall height will vary if another top is selected.

Tip: Your specification is not complete until you add a suffix to the style number to define the front style (for example, RSC18302A becomes RSC18302AF for flush steel front).

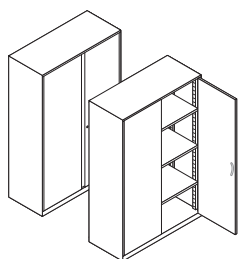
Specification Information									
Dimensions				Counterweight Package	Style Number	Base Prices			
D	W	H	Flush Steel Front			Proud Steel/Lam/Wood Front	Proud Steel Front	Proud Lam Front	Proud Wood Front
						Suffix F	Suffix P	Suffix L	Suffix W



**52"H Storage Cabinet**

**With Three Adjustable Shelves**

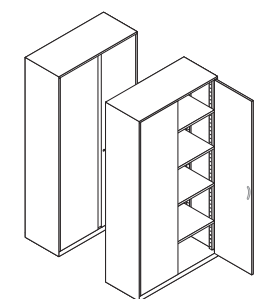
18"	18 <sup>7</sup> / <sub>8</sub> "	30"	52"	Not required	<b>RSC18304F</b> _	\$1492	\$1674	\$1972	\$2806
18"	18 <sup>7</sup> / <sub>8</sub> "	36"	52"	Not required	<b>RSC18364F</b> _	\$1627	\$1809	\$2107	\$2941
18"	18 <sup>7</sup> / <sub>8</sub> "	42"	52"	Not required	<b>RSC18424F</b> _	\$1759	\$1941	\$2239	\$3073
23 <sup>1</sup> / <sub>8</sub> "	24"	30"	52"	Not required	<b>RSC24304F</b> _	\$1584	\$1766	\$2064	\$2898
23 <sup>1</sup> / <sub>8</sub> "	24"	36"	52"	Not required	<b>RSC24364F</b> _	\$1727	\$1909	\$2207	\$3041



**65<sup>1</sup>/<sub>2</sub>"H Storage Cabinet**

**With Four Adjustable Shelves**

18"	18 <sup>7</sup> / <sub>8</sub> "	30"	65 <sup>1</sup> / <sub>2</sub> "	Not required	<b>RSC18305K</b> _	\$1567	\$1749	\$2047	\$2881
18"	18 <sup>7</sup> / <sub>8</sub> "	36"	65 <sup>1</sup> / <sub>2</sub> "	Not required	<b>RSC18365K</b> _	\$1713	\$1895	\$2193	\$3027
18"	18 <sup>7</sup> / <sub>8</sub> "	42"	65 <sup>1</sup> / <sub>2</sub> "	Not required	<b>RSC18425K</b> _	\$1853	\$2035	\$2333	\$3167
23 <sup>1</sup> / <sub>8</sub> "	24"	30"	65 <sup>1</sup> / <sub>2</sub> "	Not required	<b>RSC24305K</b> _	\$1666	\$1848	\$2146	\$2980
23 <sup>1</sup> / <sub>8</sub> "	24"	36"	65 <sup>1</sup> / <sub>2</sub> "	Not required	<b>RSC24365K</b> _	\$1820	\$2002	\$2300	\$3134



**83<sup>1</sup>/<sub>2</sub>"H Storage Cabinet**

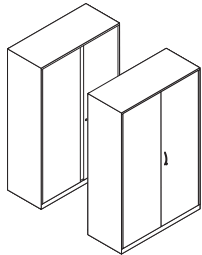
**With Five Adjustable Shelves**

18"	18 <sup>7</sup> / <sub>8</sub> "	30"	83 <sup>1</sup> / <sub>2</sub> "	Not required	<b>RSC18306Q</b> _	\$1801	\$1983	\$2281	\$3115
18"	18 <sup>7</sup> / <sub>8</sub> "	36"	83 <sup>1</sup> / <sub>2</sub> "	Not required	<b>RSC18366Q</b> _	\$1967	\$2149	\$2447	\$3281
18"	18 <sup>7</sup> / <sub>8</sub> "	42"	83 <sup>1</sup> / <sub>2</sub> "	Not required	<b>RSC18426Q</b> _	\$2124	\$2306	\$2604	\$3438
23 <sup>1</sup> / <sub>8</sub> "	24"	30"	83 <sup>1</sup> / <sub>2</sub> "	Not required	<b>RSC24306Q</b> _	\$1917	\$2099	\$2397	\$3231
23 <sup>1</sup> / <sub>8</sub> "	24"	36"	83 <sup>1</sup> / <sub>2</sub> "	Not required	<b>RSC24366Q</b> _	\$2087	\$2269	\$2567	\$3401

# Universal Wardrobe Cabinets

With Flush Steel, Proud Steel, Proud Laminate, or Proud Wood Fronts

SIN 711.3



## Standard Includes

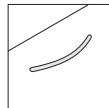
- Wardrobe cabinet: paint price group 1
- 1"H top on units with flush steel or proud steel fronts: paint to match cabinet
- 1<sup>3</sup>/<sub>16</sub>"H top on units with proud laminate front: paint price group 1 to match cabinet
- 1<sup>3</sup>/<sub>16</sub>"H top on units with proud wood fronts: wood price group 1 veneer
- Integral pulls on units with flush steel fronts
- Pulls: metal
- Hinged doors on units with flush steel or proud steel front: paint to match cabinet
- Hinged doors on units with proud laminate front: price group 1 laminate
- Hinged doors on units with proud wood front: wood price group 1 veneer
- Lock, keyed random: 9201 Polished Chrome
- Adjustable shelves: paint to match cabinet
- Brackets for adjustable shelves: black
- Coat rod: black
- Four adjustable leveling glides
- Ganging hardware

## Required to Specify

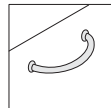
- 1 Style number with appropriate front style suffix in the space provided
  - F** Flush steel front
  - P** Proud steel front
  - L** Proud laminate front
  - W** Proud wood front
- 2 Paint color number for cabinet
- 3 Laminate color number for hinged door, if proud laminate front selected
- 4 Wood color number for hinged doors and top, if proud wood front selected
- 5 Pull (see below under required selections)
- 6 Metal color number for pulls, if proud steel, proud laminate, or proud wood front selected
- 7 Options, if selected (see below)
  - ▶ See *Surface Materials*, page 448.

## Required Selections

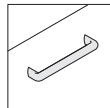
### Pulls



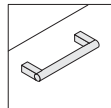
Contemporary



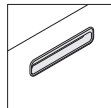
Handle



Jazz



Bar



c:scape

**For wood group 2, wood group 3, and laminate price group 2 pricing,** please refer to the electronic catalog or SmartTools.

## Options

Options	Price	Required to Specify
<b>Surface Materials</b>		
<b>52"H or 65<sup>1</sup>/<sub>2</sub>"H cabinets</b>		
• Paint price group 1	No cost	Specify paint color number.
• Paint price group 2	+\$ 75	Specify paint color number.
• Paint price group 3	+\$128	Specify paint color number.
• Laminate price group 1 on proud laminate fronts	Prices at right	Specify laminate color number.
• Laminate price group 2 on proud laminate fronts	See information at left	Specify laminate color number.
• Open Line laminate on laminate fronts	+\$ 69 plus cost of laminate	▶ See <i>Surface Materials Reference Manual</i> .
• Wood group 2 on proud wood fronts	See information at left	Specify wood color number.
• Wood group 3 on proud wood fronts	See information at left	Specify wood color number.
• Customiz stain on proud wood fronts	No cost	Specify <i>with Customiz stain</i> . ▶ See <i>Surface Materials Reference Manual</i> .
<b>83<sup>1</sup>/<sub>2</sub>"H cabinets</b>		
• Paint price group 1	No cost	Specify paint color number.
• Paint price group 2	+\$113	Specify paint color number.
• Paint price group 3	+\$191	Specify paint color number.
• Laminate price group 1 on proud laminate fronts	Prices at right	Specify laminate color number.
• Laminate price group 2 on proud laminate fronts	See information at left	Specify laminate color number.
• Open Line laminate on laminate fronts	+\$ 69 plus cost of laminate	▶ See <i>Surface Materials Reference Manual</i> .
• Wood group 2 on proud wood drawer fronts and top	See information at left	Specify wood color number.
• Wood group 3 on proud wood drawer fronts and top	See information at left	Specify wood color number.
• Customiz stain on proud wood fronts and top	No cost	Specify <i>with Customiz stain</i> . ▶ See <i>Surface Materials Reference Manual</i> .

▶ Options, continued on next page

## ► Options, continued from previous page

	Options	Price	Required to Specify
<b>Tops for Flush Steel Front and Proud Steel Front</b>	<b>No top on 52"H</b>		
	• For use under a worksurface or beneath a common top	-\$ 96	Specify with <i>no top</i> .
	<b>Laminate top</b>		
	• Square edge laminate price group 1 top	+\$134	Specify with <i>laminate top</i> and indicate laminate color number for top and plastic color number for edges.
	• Square edge laminate price group 2 top	See information at left	Specify with <i>laminate top</i> and indicate laminate color number for top and plastic color number for edges.
	• Open Line laminate on laminate top	+\$ 69 plus cost of laminate	► See <i>Surface Materials Reference Manual</i> .
	<b>Wood veneer top</b>		
	• Wood group 1	+\$404	Specify with <i>wood veneer</i> and indicate wood color number.
	• Wood group 2	See information at left	Specify with <i>wood veneer</i> and indicate wood color number.
	• Wood group 3	See information at left	Specify with <i>wood veneer</i> and indicate wood color number.
• Customiz stain on wood veneer top	No cost	Specify with <i>Customiz stain</i> . ► See <i>Surface Materials Reference Manual</i> .	
<b>Tops for Proud Wood Front</b>	<b>No top on 52"H</b>		
	• For use under a worksurface or beneath a common top	-\$500	Specify with <i>no top</i> .
	<b>Laminate top</b>		
	• Square edge laminate price group 1 top	-\$270	Specify with <i>laminate top</i> and indicate laminate color number for top and plastic color number for edges.
	• Square edge laminate price group 2 top	See information at left	Specify with <i>laminate top</i> and indicate laminate color number for top and plastic color number for edges.
	• Open Line laminate on laminate top	+\$ 69 plus cost of laminate	► See <i>Surface Materials Reference Manual</i> .
<b>Tops for Proud Laminate Front</b>	<b>No top on 52"H</b>		
	• For use under a worksurface or beneath a common top	No cost	Specify with <i>no top</i> .
	<b>Laminate top</b>		
	• Square edge laminate price group 1 top	+\$270	Specify with <i>laminate top</i> and indicate laminate color number for top and plastic color number for edges.
	• Square edge laminate price group 2 top	See information at left	Specify with <i>laminate top</i> and indicate laminate color number for top and plastic color number for edges.
	• Open Line laminate on laminate top	+\$ 69 plus cost of laminate	► See <i>Surface Materials Reference Manual</i> .
	<b>Wood veneer top</b>		
	• Wood group 1	+\$500	Specify with <i>wood veneer</i> and indicate wood color number.
	• Wood group 2	See information at left	Specify with <i>wood veneer</i> and indicate wood color number.
	• Wood group 3	See information at left	Specify with <i>wood veneer</i> and indicate wood color number.
• Customiz stain on wood veneer top	No cost	Specify with <i>Customiz stain</i> . ► See <i>Surface Materials Reference Manual</i> .	

Tip: Laminate and wood veneer tops are 3/16" taller than other tops and will add 3/16" to overall case height.

For wood group 2, wood group 3, and laminate price group 2 pricing, please refer to the electronic catalog or SmartTools.

Tip: Laminate front cabinets do not default to a laminate top.

Tip: Counterweight packages are required to ensure product stability and are ordered as an option or separately. Product specification pages indicate the correct counterweight package for each style number and any exceptions where counterweights are not required.  
► See *Counterweight Requirements for Storage Products* in the *Storage Specification Guide*.

## ► Options, continued on next page

**Storage**

Universal Wardrobe Cabinets With Flush Steel, Proud Steel, Proud Laminate, or Proud Wood Fronts, continued

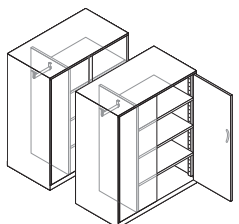
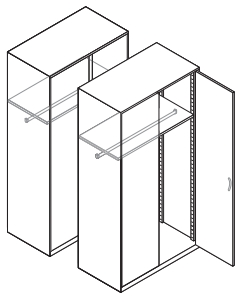
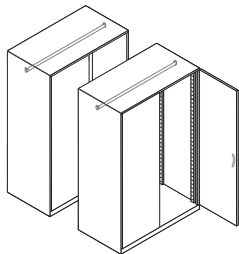
**SIN 711.3**

► **Options, continued from previous page**

Options	Price	Required to Specify
<b>Pulls</b>	<b>Proud steel, laminate, or wood fronts</b>	
• Contemporary	No cost	Specify with <i>contemporary pull</i> .
• Handle	No cost	Specify with <i>handle pull</i> .
• Jazz	+\$17 per pull	Specify with <i>jazz pull</i> .
• Bar	+\$26 per pull	Specify with <i>bar pull</i> .
	<b>Proud steel fronts only</b>	
• c:scape	+\$30 per pull	Specify with <i>c:scape pull</i> .
<b>Lock and Keying</b>	<b>Lock</b>	
• Ember Chrome	No cost	Specify with <i>9250 Ember Chrome lock</i> .
	<b>Keying</b>	
• Factory- and field-installed keying		► Page 432
<b>Related Products</b>	• Field-installed tops	► Pages 409–410
	• Storage accessories	► Pages 416–422
	• Bookends	► See <i>Storage Specification Guide</i> .

Tip: Height dimension listed is for units with 1" top. Overall height will vary if another top is selected.

Tip: Your specification is not complete until you add a suffix to the style number to define the front style (for example, RWC24304A\_ becomes RWC24304AF for flush steel front).



Specification Information									
Dimensions				Counterweight Package	Style Number	Base Prices			
D	W	H	Flush Steel Front			Proud Steel/Lam/Wood Front	Flush Steel Front	Proud Steel Front	Proud Lam Front
						Suffix F	Suffix P	Suffix L	Suffix W

**With Side-to-Side Coat Rod**

23 1/8"	24"	30"	52"	Not required	<b>RWC24304A_</b>	\$1331	\$1553	\$1761	\$2595
23 1/8"	24"	36"	52"	Not required	<b>RWC24364A_</b>	\$1460	\$1682	\$1890	\$2724
23 1/8"	24"	30"	65 1/2"	Not required	<b>RWC24305A_</b>	\$1553	\$1775	\$1983	\$2817
23 1/8"	24"	36"	65 1/2"	Not required	<b>RWC24365A_</b>	\$1700	\$1922	\$2130	\$2964

**With Side-to-Side Coat Rod and One Fixed Shelf**

23 1/8"	24"	30"	83 1/2"	Not required	<b>RWC24306D_</b>	\$2135	\$2357	\$2565	\$3399
23 1/8"	24"	36"	83 1/2"	Not required	<b>RWC24366D_</b>	\$2308	\$2530	\$2738	\$3572

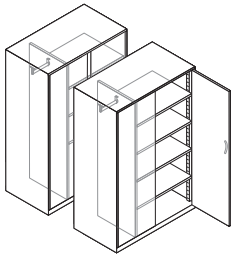
**With Partition, Three Adjustable Shelves, and Coat Rod**

23 1/8"	24"	30"	52"	Not required	<b>RWC24304B_</b>	\$1728	\$1950	\$2158	\$2992
23 1/8"	24"	36"	52"	Not required	<b>RWC24364B_</b>	\$1884	\$2106	\$2314	\$3148

SIN 711.3

Tip: Height dimension listed is for units with 1" top. Overall height will vary if another top is selected.

Tip: Your specification is not complete until you add a suffix to the style number to define the front style (for example, RWC24304A becomes RWC24304AF for flush steel front).



**Specification Information**

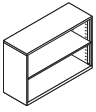
Dimensions				Counterweight Package	Style Number	Base Prices			
D	W	H	Flush Steel Front			Proud Steel/Lam/Wood Front	Proud Steel Front	Proud Lam Front	Proud Wood Front
						Suffix F	Suffix P	Suffix L	Suffix W

**With Partition, Four Adjustable Shelves, and Coat Rod**

23 1/8"	24"	30"	65 1/2"	Not required	<b>RWC24305C</b> __	\$1876	\$2098	\$2306	\$3140
23 1/8"	24"	36"	65 1/2"	Not required	<b>RWC24365C</b> __	\$2041	\$2263	\$2471	\$3305
:	:	:	:	:	:	:	:	:	:

# Universal Bookcases

SIN 711.3



*Tip: Security top must not be specified with frosted glass door option.*

*Tip: Security top reduces overall height by approximately 1".*

*Tip: Laminate and wood veneer tops are 3/16" taller than other tops and will add 3/16" to overall case height.*

**For wood group 2, wood group 3, and laminate price group 2 pricing,** please refer to the electronic catalog or SmartTools.

*Tip: Cover of optional counterweight will match paint color of bookcase.*

*Tip: Service part Y30291SR, (paintable black plug), can be ordered to cover te glide adjustment holes in the front of the bookcase.*

Standard Includes		Required to Specify	
<ul style="list-style-type: none"> <li>Bookcase: paint price group 1</li> <li>1"H top: paint to match bookcase</li> <li>Adjustable shelves or display shelves: paint to match bookcase</li> <li>Brackets for shelves: black</li> <li>Four adjustable leveling glides</li> </ul>		1 Style number 2 Paint color number for bookcase 3 Options, if selected (see below) ▶ See <i>Surface Materials</i> , page 448.	
Options	Price	Required to Specify	
<b>Surface Materials</b>	<b>28"H, 40"H, 53 1/2"H, or 65 1/2"H bookcases</b>		
<ul style="list-style-type: none"> <li>Paint price group 1</li> <li>Paint price group 2</li> <li>Paint price group 3</li> </ul>	No cost +\$ 75 +\$128	Specify paint color number. Specify paint color number. Specify paint color number.	
	<b>83 1/2"H bookcases</b>		
<ul style="list-style-type: none"> <li>Paint price group 1</li> <li>Paint price group 2</li> <li>Paint price group 3</li> </ul>	No cost +\$113 +\$191	Specify paint color number. Specify paint color number. Specify paint color number.	
<b>Tops</b>	<b>Security top</b>		
<ul style="list-style-type: none"> <li>For use on 28"H units only</li> </ul>	No cost	Specify <i>with security top</i> .	
	<b>No top 28"H, 40"H, or 53 1/2"H</b>		
<ul style="list-style-type: none"> <li>For use under a worksurface or beneath a common top</li> </ul>	-\$ 96	Specify <i>with no top</i> .	
	<b>Laminate top</b>		
<ul style="list-style-type: none"> <li>Square edge laminate price group 1 top</li> <li>Square edge laminate price group 2 top</li> <li>Open Line laminate on laminate top</li> </ul>	+\$134 See information at left +\$ 69 plus cost of laminate	Specify <i>with laminate top</i> and indicate laminate color number for top and plastic color number for edges. Specify <i>with laminate top</i> and indicate laminate color number for top and plastic color number for edges. ▶ See <i>Surface Materials Reference Manual</i> .	
	<b>Wood veneer top</b>		
<ul style="list-style-type: none"> <li>Wood group 1</li> <li>Wood group 2</li> <li>Wood group 3</li> <li>Customiz stain on wood veneer top</li> </ul>	+\$404 See information at left See information at left No cost	Specify <i>with wood veneer</i> and indicate wood color number. Specify <i>with wood veneer</i> and indicate wood color number. Specify <i>with wood veneer</i> and indicate wood color number. Specify <i>with Customiz stain</i> . ▶ See <i>Surface Materials Reference Manual</i> .	
<b>Frosted Glass Hinged Doors</b>	<ul style="list-style-type: none"> <li>28"H</li> <li>40"H</li> <li>53 1/2"H</li> <li>65 1/2"H</li> <li>83 1/2"H</li> </ul>	+\$361 +\$408 +\$522 +\$588 +\$739	Specify <i>with frosted glass hinged doors</i> and specify pull finish: 0835 Black 9201 Polished Chrome 9211 Nickel 9212 Silver
<b>Counterweights with cover</b>	<b>65 1/2"H and 83 1/2"H bookcases</b>		
<ul style="list-style-type: none"> <li>Package for 24"W bookcases</li> <li>Package for 30"W bookcases</li> <li>Package for 36"W bookcases</li> <li>Package for 42"W bookcases</li> </ul>	+\$ 92 +\$ 99 +\$119 +\$128	Specify <i>with counterweight</i> . Specify <i>with counterweight</i> . Specify <i>with counterweight</i> . Specify <i>with counterweight</i> .	
<b>Related Products</b>	<ul style="list-style-type: none"> <li>Field-installed tops</li> <li>Adjustable steel standard shelves</li> <li>Storage accessories</li> </ul>	▶ Pages 409–410 ▶ Page 415 ▶ Pages 416–422	



Tip: Height dimension listed is for units with 1" top. Overall height will vary if another top is selected.

### Specification Information

Dimensions			Counterweight Package	Style Number	Base Price
D	W	H			

#### One Adjustable Shelf

15"	24"	28"	Not required	<b>RBC15242A</b>	\$ 739
15"	30"	28"	Not required	<b>RBC15302A</b>	\$ 804
15"	36"	28"	Not required	<b>RBC15362A</b>	\$ 878
15"	42"	28"	Not required	<b>RBC15422A</b>	\$ 991

#### Two Adjustable Shelves

15"	24"	40"	Not required	<b>RBC15243A</b>	\$ 833
15"	30"	40"	Not required	<b>RBC15303A</b>	\$ 906
15"	36"	40"	Not required	<b>RBC15363A</b>	\$ 983
15"	42"	40"	Not required	<b>RBC15423A</b>	\$1106

#### Three Adjustable Shelves

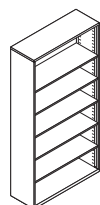
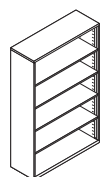
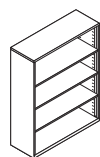
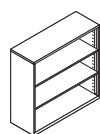
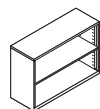
15"	24"	53½"	Not required	<b>RBC15244A</b>	\$ 946
15"	30"	53½"	Not required	<b>RBC15304A</b>	\$1029
15"	36"	53½"	Not required	<b>RBC15364A</b>	\$1120
15"	42"	53½"	Not required	<b>RBC15424A</b>	\$1259

#### Four Adjustable Shelves

15"	24"	65½"	24"W Package	<b>RBC15245A</b>	\$1078
15"	30"	65½"	30"W Package	<b>RBC15305A</b>	\$1172
15"	36"	65½"	36"W Package	<b>RBC15365A</b>	\$1290
15"	42"	65½"	42"W Package	<b>RBC15425A</b>	\$1448

#### Five Adjustable Shelves

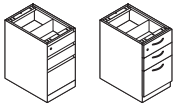
15"	24"	83½"	24"W Package	<b>RBC15246A</b>	\$1439
15"	30"	83½"	30"W Package	<b>RBC15306A</b>	\$1544
15"	36"	83½"	36"W Package	<b>RBC15366A</b>	\$1691
15"	42"	83½"	42"W Package	<b>RBC15426A</b>	\$1867



# Universal Fixed Pedestals

With Flush Steel, Proud Steel, Proud Laminate, or Proud Wood Fronts

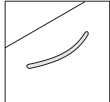
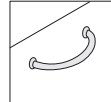
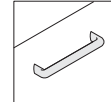
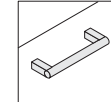
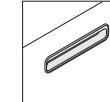
SIN 711.1



Standard Includes	Required to Specify
-------------------	---------------------

<ul style="list-style-type: none"> <li>• Pedestal: paint price group 1</li> <li>• Removable drawer fronts: paint to match pedestal, laminate price group 1 if proud laminate front selected, or wood price group 1 veneer if proud wood front selected</li> <li>• Integral pulls on units with flush steel fronts</li> <li>• Pulls: metal                             <ul style="list-style-type: none"> <li>– One pencil tray and two box drawer dividers per box/box/file</li> </ul> </li> <li>• Lock, keyed random: 9201 Polished Chrome</li> <li>• Mounting hardware</li> <li>• Four adjustable leveling glides</li> </ul>	<ol style="list-style-type: none"> <li>1 Style number with appropriate front style suffix in the space provided                             <ul style="list-style-type: none"> <li><b>F</b> Flush steel front</li> <li><b>P</b> Proud steel front</li> <li><b>L</b> Proud laminate front</li> <li><b>W</b> Proud wood front</li> </ul> </li> <li>2 Paint color number for pedestal</li> <li>3 Laminate color number for drawer fronts, if proud laminate fronts selected</li> <li>4 Wood color number for drawer fronts, if proud wood front selected</li> <li>5 Pull (see below under required selections)</li> <li>6 Metal color number for pulls, if proud steel or proud wood front selected</li> <li>7 Options, if selected (see below)</li> </ol> <p>▶ See <i>Surface Materials</i>, page 448.</p>
--	--

Required Selections
---------------------

Pulls	
	
Contemporary	Handle
	
Jazz	Bar
	
c:scape	

Options	Price	Required to Specify
---------	-------	---------------------

<b>Surface Materials</b>	<ul style="list-style-type: none"> <li>• Paint price group 1</li> <li>• Paint price group 2</li> <li>• Paint price group 3</li> </ul>	<p>No cost</p> <p>+\$ 44</p> <p>+\$ 75</p>	<p>Specify paint color number.</p> <p>Specify paint color number.</p> <p>Specify paint color number.</p>	
	<ul style="list-style-type: none"> <li>• Laminate price group 1 on proud laminate drawer fronts</li> <li>• Laminate price group 2 on proud laminate drawer fronts</li> <li>• Open Line laminate on proud laminate drawer fronts</li> </ul>	<p>Prices at right</p> <p>See information at left</p> <p>+\$ 69 plus cost of laminate</p>	<p>Specify laminate color number.</p> <p>Specify laminate color number.</p> <p>▶ See <i>Surface Materials Reference Manual</i>.</p>	
	<ul style="list-style-type: none"> <li>• Wood group 2 on proud wood drawer fronts</li> <li>• Wood group 3 on proud wood drawer fronts</li> <li>• Customiz stain on proud wood drawer fronts</li> </ul>	<p>See information at left</p> <p>See information at left</p> <p>No cost</p>	<p>Specify wood color number.</p> <p>Specify wood color number.</p> <p>Specify with <i>Customiz stain</i>.</p> <p>▶ See <i>Surface Materials Reference Manual</i>.</p>	
<b>Pulls for Flush Steel Fronts</b>	<ul style="list-style-type: none"> <li>• Full-width wood veneer pull</li> <li>• Customiz stain on wood veneer pull</li> </ul>	<p>+\$254</p> <p>No cost</p>	<p>Specify with <i>wood pull</i> and indicate wood color number.</p> <p>Specify with <i>Customiz stain</i>.</p> <p>▶ See <i>Surface Materials Reference Manual</i>.</p>	
<b>Pulls</b>	<b>Proud steel, laminate, or wood fronts</b>	<ul style="list-style-type: none"> <li>• Contemporary</li> <li>• Handle</li> <li>• Jazz</li> <li>• Bar</li> </ul>	<p>No cost</p> <p>No cost</p> <p>+\$ 17 per pull</p> <p>+\$ 26 per pull</p>	<p>Specify with <i>contemporary pull</i>.</p> <p>Specify with <i>handle pull</i>.</p> <p>Specify with <i>jazz pull</i>.</p> <p>Specify with <i>bar pull</i>.</p>
	<b>Proud steel fronts only</b>	<ul style="list-style-type: none"> <li>• c:scape</li> </ul>	<p>+\$ 30 per pull</p>	<p>Specify with <i>c:scape pull</i>.</p>
<b>Drawer Accessories</b>	<b>Rails</b>	<ul style="list-style-type: none"> <li>• Two side-to-side hanging rails per file drawer</li> </ul>	<p>No cost</p>	<p>Specify with <i>rails</i>.</p>

**For wood group 2, wood group 3, and laminate price group 2 pricing,** please refer to the electronic catalog or SmartTools.

▶ Options, continued on next page

SIN 711.1

► Options, continued from previous page

Options	Price	Required to Specify
<b>Basic Drawer Interiors</b>	<b>18"D, 24"D, and 30"D box/box/file pedestals</b> • No rails, pencil trays, or box drawer dividers	–\$ 51 Specify with basic drawers.
<b>Lock and Keying</b>	<b>Lock</b> • Ember Chrome • No lock	No cost –\$ 63 Specify with 9250 Ember Chrome lock. Specify with no lock.
	<b>Individual locking drawers</b> • File/file pedestals only	+\$125 Specify with individual drawer lock.
	<b>Keying</b> • Factory- and field-installed keying	► Page 432
<b>Related Products</b>	• Universal fixed to freestanding pedestal conversion kits • Storage accessories	► Page 333 ► Pages 416–422

Tip: Counterweight packages are required to ensure product stability and are ordered as an option or separately. Product specification pages indicate the correct counterweight package for each style number and any exceptions where counterweights are not required.

► See Counterweight Requirements for Storage Products in the Storage Specification Guide.

Tip: Your specification is not complete until you add a suffix to the style number to define the front style (for example, RPF1827A\_\_ becomes RPF1827AP for proud steel front).

Specification Information									
Dimensions		W	H	Counterweight Package	Style Number	Base Prices			
D	Front					Flush Steel Front	Proud Steel/Lam/Wood Front	Suffix F	Suffix P

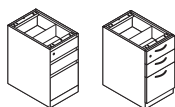
**27"H Fixed Pedestals with 3" Base**

**Two Box Drawers and One File Drawer**

17½"	18¾"	15"	27"	RPCW	<b>RPF1827A__</b>	\$573	\$633	\$806	\$ 882
22½"	23½"	15"	27"	RPCW	<b>RPF2427A__</b>	\$624	\$684	\$857	\$ 933
28½"	29½"	15"	27"	RPCW	<b>RPF3027A__</b>	\$752	\$812	\$985	\$1061

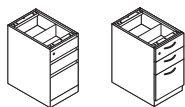
**Two File Drawers**

17½"	18¾"	15"	27"	RPCW	<b>RPF1827B__</b>	\$556	\$616	\$789	\$ 865
22½"	23½"	15"	27"	RPCW	<b>RPF2427B__</b>	\$607	\$667	\$840	\$ 916
28½"	29½"	15"	27"	RPCW	<b>RPF3027B__</b>	\$735	\$795	\$968	\$1044



Tip: Use 27"H pedestals to align with Universal Storage with 3" base. 27"H pedestals support worksurfaces at 28½"H.

Tip: Only 22½"D, 23½"D, 28½"D, and 29½"D pedestals can accommodate legal-size filing.



**25½"H Fixed Pedestals**

**Two Box Drawers and One File Drawer**

17½"	18¾"	15"	25½"	Not required	<b>RPF1825A__</b>	\$573	\$633	\$806	\$ 882
22½"	23½"	15"	25½"	Not required	<b>RPF2425A__</b>	\$624	\$684	\$857	\$ 933
28½"	29½"	15"	25½"	Not required	<b>RPF3025A__</b>	\$752	\$812	\$985	\$1061

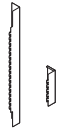
**Two File Drawers**

17½"	18¾"	15"	25½"	Not required	<b>RPF1825B__</b>	\$556	\$616	\$789	\$ 865
22½"	23½"	15"	25½"	Not required	<b>RPF2425B__</b>	\$607	\$667	\$840	\$ 916
28½"	29½"	15"	25½"	Not required	<b>RPF3025B__</b>	\$735	\$795	\$968	\$1044

# Universal Pedestal Fillers

For 27"H Fixed Pedestals with Flush and Proud Fronts

SIN 711.1



*Tip: Off-module filler can also be used in on-module applications to aesthetically conceal the gap behind a proud-front pedestal without structurally connecting to the panel.*

*Tip: Off-module fillers provide only limited stability for panels with upper storage. Use on-module fillers for maximum panel stability.*

Standard Includes	Required to Specify
-------------------	---------------------

- Filler: all paint price groups
- Installation hardware

- 1 Style number
- 2 Paint color number for filler
- ▶ See *Surface Materials*, page 448.

Specification Information						
• Dimensions		• On- or Off-Module	• Application	• Style Number	• Price	
D	H					

• Dimensions		• On- or Off-Module	• Application	• Style Number	• Price	
D	H					
<b>Flush Steel Front</b>	<b>Proud Steel/Wood Front</b>					

### Pedestal Fillers for 27"H Fixed Pedestals with Flush Steel Fronts

1 3/8"	N.A.	27"	On-Module	Answer and Kick Panels	<b>RPXFTAKFP</b>	\$67
1 3/8"	N.A.	27"	On-Module	Montage Frames	<b>RPXFMONFP</b>	\$67

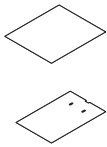
### Pedestal Fillers for 27"H Fixed Pedestals with Proud Fronts

N.A.	1/2"	27"	On-Module	Answer and Kick Panels	<b>RPXFTAKPP</b>	\$67
N.A.	1/2"	27"	On-Module	Montage Frames	<b>RPXFMONPP</b>	\$67
N.A.	1/2"	27"	On-Module	Avenir Panels	<b>RPXFAVPP</b>	\$67
N.A.	1/2"	27"	Off-Module	Montage Frames	<b>RPXFMONPPOM</b>	\$67

# Universal Fixed to Freestanding Pedestal Conversion Kits

Universal Fixed to Freestanding Pedestal Conversion Kits

SIN 711.1



Tip: Flush and proud front pedestals require different conversion kits. Be sure to order the correct style number for your application.

Tip: When converting a file/ file pedestal with individual drawer locks, an interlocking bar is required to provide stability to unit. Order 1043922SR through Service Parts.

Standard Includes	Required to Specify
<ul style="list-style-type: none"> <li>• 1/8" H steel top: all paint price groups</li> <li>• Counterweight package</li> <li>• Safety interlock system conversion components</li> <li>• Installation hardware</li> </ul>	<ul style="list-style-type: none"> <li>1 Style number</li> <li>2 Paint color number for top</li> <li>▶ See <i>Surface Materials</i>, page 448.</li> </ul>

## Specification Information

Dimensions	Style	Price
D H	Number	

### For 27"H Proud Steel or Proud Wood Front Pedestals

18 <sup>3</sup> / <sub>8</sub> "	27"	<b>RPXCK2718P</b>	\$193
23 <sup>1</sup> / <sub>2</sub> "	27"	<b>RPXCK2724P</b>	\$213
29 <sup>1</sup> / <sub>2</sub> "	27"	<b>RPXCK2730P</b>	\$235

### For 27"H Flush Steel Front Pedestals

17 <sup>1</sup> / <sub>2</sub> "	27"	<b>RPXCK2718F</b>	\$193
22 <sup>5</sup> / <sub>8</sub> "	27"	<b>RPXCK2724F</b>	\$213
28 <sup>5</sup> / <sub>8</sub> "	27"	<b>RPXCK2730F</b>	\$235

### For 25<sup>1</sup>/<sub>2</sub>"H Proud Steel or Proud Wood Front Pedestals

18 <sup>3</sup> / <sub>8</sub> "	25 <sup>1</sup> / <sub>2</sub> "	<b>RPXCK2518P</b>	\$193
23 <sup>1</sup> / <sub>2</sub> "	25 <sup>1</sup> / <sub>2</sub> "	<b>RPXCK2524P</b>	\$213
29 <sup>1</sup> / <sub>2</sub> "	25 <sup>1</sup> / <sub>2</sub> "	<b>RPXCK2530P</b>	\$235

### For 25<sup>1</sup>/<sub>2</sub>"H Flush Steel Front Pedestals

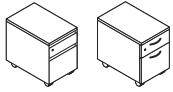
17 <sup>1</sup> / <sub>2</sub> "	25 <sup>1</sup> / <sub>2</sub> "	<b>RPXCK2518F</b>	\$193
22 <sup>5</sup> / <sub>8</sub> "	25 <sup>1</sup> / <sub>2</sub> "	<b>RPXCK2524F</b>	\$213
28 <sup>5</sup> / <sub>8</sub> "	25 <sup>1</sup> / <sub>2</sub> "	<b>RPXCK2530F</b>	\$235

Storage

# Universal Mobile Pedestals

With Flush Steel, Proud Steel, Proud Laminate, or Proud Wood Fronts

SIN 711.1



Tip: 1/8"H steel top is non-structural.

Tip: Counterweight packages for mobile pedestals are required to ensure product stability and are included. See specification information for the appropriate counterweight package.

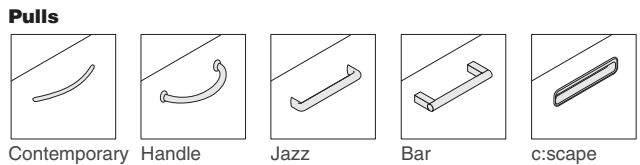
► See Counterweight Requirements for Storage Products in the Storage Specification Guide.

**For wood group 2, wood group 3, and laminate price group 2 pricing,** please refer to the electronic catalog or SmartTools.

Tip: Optional tops will increase the overall pedestal height.

Standard Includes	Required to Specify
<ul style="list-style-type: none"> <li>• Pedestal: paint price group 1</li> <li>• 1/8"H steel top: paint to match pedestal</li> <li>• Removable drawer fronts: paint to match pedestal, price group 1 laminate if proud laminate front selected, or wood price group 1 veneer if proud wood front selected</li> <li>• Integral pulls on units with flush steel fronts</li> <li>• Pulls: metal</li> <li>• Full drawer interiors: black only                             <ul style="list-style-type: none"> <li>– One pencil tray per box/file or box/box/file and box drawer dividers</li> </ul> </li> <li>• Lock, keyed random: 9201 Polished Chrome</li> <li>• Four hard-composition, non-locking casters: black only</li> <li>• Safety interlock mechanism</li> <li>• Counterweight package</li> </ul>	<ol style="list-style-type: none"> <li>1 Style number with appropriate front style suffix in the space provided                             <ul style="list-style-type: none"> <li><b>F</b> Flush steel front</li> <li><b>P</b> Proud steel front</li> <li><b>L</b> Proud laminate front</li> <li><b>W</b> Proud wood front</li> </ul> </li> <li>2 Paint color number for pedestal</li> <li>3 Laminate color number for drawer fronts, if proud laminate fronts selected</li> <li>4 Wood color number for drawer fronts, if proud wood fronts selected</li> <li>5 Pull (see below under required selections)</li> <li>6 Metal color number for pulls, if proud steel, proud laminate, or proud wood front selected</li> <li>7 Options, if selected (see below)</li> </ol> <p>► See <i>Surface Materials</i>, page 448.</p>

## Required Selections



Options	Price	Required to Specify
<p><b>Surface Materials</b></p> <ul style="list-style-type: none"> <li>• Paint price group 1</li> <li>• Paint price group 2</li> <li>• Paint price group 3</li> </ul>	<p>No cost</p> <p>+\$ 44</p> <p>+\$ 75</p>	<p>Specify paint color number.</p> <p>Specify paint color number.</p> <p>Specify paint color number.</p>
<ul style="list-style-type: none"> <li>• Laminate price group 1 on proud laminate drawer fronts</li> <li>• Laminate price group 2 on proud laminate drawer fronts</li> </ul>	<p>Prices at right</p> <p>See information at left</p>	<p>Specify laminate color number.</p> <p>Specify laminate color number.</p>
<ul style="list-style-type: none"> <li>• Wood group 2 on proud wood drawer fronts</li> <li>• Wood group 3 on proud wood drawer fronts</li> <li>• Customiz stain on proud wood fronts and top</li> </ul>	<p>See information at left</p> <p>See information at left</p> <p>No cost</p>	<p>Specify wood color number.</p> <p>Specify wood color number.</p> <p>Specify <i>with Customiz stain</i>.</p> <p>► See <i>Surface Materials Reference Manual</i>.</p>
<p><b>Tops</b></p> <ul style="list-style-type: none"> <li>• 1"H square edge steel top</li> </ul> <p><b>Laminate top</b></p> <ul style="list-style-type: none"> <li>• 1 3/16"H square edge laminate price group 1 top</li> <li>• 1 7/16"H bullnose laminate price group 1 top</li> <li>• 1 3/16"H square edge laminate price group 2 top</li> <li>• 1 7/16"H bullnose laminate price group 2 top</li> <li>• Open Line laminate on laminate top</li> </ul>	<p>+\$ 66</p> <p>+\$282</p> <p>+\$321</p> <p>See information at left</p> <p>See information at left</p> <p>+\$ 69 plus cost of laminate</p>	<p>Specify <i>with steel square top</i>.</p> <p>Specify <i>with laminate top</i> and indicate laminate color number for top and plastic color number for edges.</p> <p>Specify <i>with bullnose laminate top</i> and indicate laminate color number.</p> <p>Specify <i>with laminate top</i> and indicate laminate color number for top and plastic color number for edges.</p> <p>Specify <i>with bullnose laminate top</i> and indicate laminate color number.</p> <p>► See <i>Surface Materials Reference Manual</i>.</p>

► Options, continued on next page

## SIN 711.1

## ► Options, continued from previous page

	Options	Price	Required to Specify
<b>Tops, continued</b>	<b>Wood veneer top</b>		
	• 1 <sup>3</sup> / <sub>16</sub> "H wood group 1 veneer top	+\$393	Specify <i>with wood veneer</i> and indicate wood color number.
	• 1 <sup>3</sup> / <sub>16</sub> "H wood group 2 veneer top	See information at left	Specify <i>with wood veneer</i> and indicate wood color number.
	• 1 <sup>3</sup> / <sub>16</sub> "H wood group 3 veneer top	See information at left	Specify <i>with wood veneer</i> and indicate wood color number.
	• Customiz stain on wood veneer top	No cost	Specify <i>with Customiz stain</i> . ► See <i>Surface Materials Reference Manual</i> .
	<b>Cushion top for factory installation on RPM2421C__ only</b>		
	• Cushion top without handle	+\$345	Specify <i>with cushion top</i> and indicate fabric color number.
	• Cushion top with black handle	+\$440	Specify <i>with cushion top and handle</i> and indicate fabric color number.
	<b>Upholstery on pedestal cushion top</b>		
	• Fabric price group 1	No cost	Specify fabric color number.
• Fabric price group 2	+\$ 10	Specify fabric color number.	
• Fabric price group 3	+\$ 40	Specify fabric color number.	
• Fabric price group 4	+\$ 49	Specify fabric color number.	
• Fabric price group 5	+\$ 62	Specify fabric color number.	
• Fabric price group 6	+\$ 87	Specify fabric color number.	
• Fabric price group 7	+\$106	Specify fabric color number.	
• Fabric price group 8	+\$153	Specify fabric color number.	
• Fabric price group 9	+\$196	Specify fabric color number.	
• Fabric price group 10	+\$238	Specify fabric color number.	
• Leather price group	+\$610	Specify leather color number.	
• Select Surfaces leather price group 1	+\$610	► See <i>Surface Materials Reference Manual</i> .	
• Elmosoft leather price group	+\$705	Specify Elmosoft leather color number. ► See <i>Surface Materials</i> , page 448. ► See <i>Surface Materials</i> , page 448. ► See <i>Surface Materials Reference Manual</i> .	
• Select Surfaces leather price group 2	+\$705	► See <i>Surface Materials Reference Manual</i> to specify.	
• Customer's Own Material (COM) or Customer's Own Leather (COL)	+\$ 16	► See <i>Surface Materials Reference Manual</i> to specify.	
<b>Pulls for Flush Steel Fronts</b>	• Full-width wood pull	+\$254	Specify <i>with wood pull</i> and indicate wood color number.
	• Customiz stain on wood pull	No cost	Specify <i>with Customiz stain</i> . ► See <i>Surface Materials Reference Manual</i> .
<b>Pulls</b>	<b>Proud steel, laminate, or wood fronts</b>		
	• Contemporary	No cost	Specify <i>with contemporary pull</i> .
	• Handle	No cost	Specify <i>with handle pull</i> .
	• Jazz	+\$ 17 per pull	Specify <i>with jazz pull</i> .
	• Bar	+\$ 26 per pull	Specify <i>with bar pull</i> .
	<b>Proud steel fronts only</b>		
• c:scape	+\$ 30 per pull	Specify <i>with c:scape pull</i> .	
<b>Drawer Accessories</b>	<b>Rails</b>		
	• Two side-to-side hanging rails per file drawer	No cost	Specify <i>with rails</i> .
<b>Basic Drawer Interiors</b>	<b>Box/file and box/box/file pedestals</b>		
	• No rails, pencil trays, or box drawer dividers	-\$ 51	Specify <i>with basic drawers</i> .

## ► Options, continued on next page

*Tip: If wood veneer top option is selected, finishes must be selected for both the wood veneer top and the wood veneer fronts.*

**For wood group 2, wood group 3, and laminate price group 2 pricing,** please refer to the electronic catalog or SmartTools.

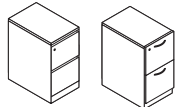
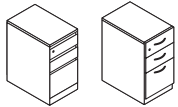
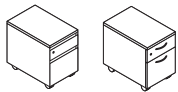
Universal Mobile Pedestals With Flush Steel, Proud Steel, Proud Laminate, or Proud Wood Fronts, continued

SIN 711.1

► Options, continued from previous page

Options	Price	Required to Specify
<b>Lock and Keying</b>		
<b>Lock</b>		
• Ember Chrome	No cost	Specify with 9250 Ember Chrome lock.
<b>Individual locking drawers</b>		
• File/file pedestals only	+\$125	Specify with individual drawer lock.
<b>Keying</b>		
• Factory- and field-installed keying		► Page 432
<b>Related Products</b>	• Storage accessories	► Pages 416–422

Tip: Your specification is not complete until you add a suffix to the style number to define the front style (for example, RPM1821C\_\_ becomes RPM1821CP for proud steel front).



Specification Information									
Dimensions D	W	H	Counter-weight Package	Style Number	Base Prices				
					Flush Steel Front Suffix F	Proud Steel Front Suffix P	Proud Lam Front Suffix L	Proud Wood Front Suffix W	

Box/File									
17½"	18¾"	15"	21"	Included	<b>RPM1821C__</b>	\$810	\$870	\$1043	\$1119
22⅝"	23½"	15"	21"	Included	<b>RPM2421C__</b>	\$855	\$915	\$1088	\$1164

Box/Box/File									
17½"	18¾"	15"	27"	Included	<b>RPM1827A__</b>	\$899	\$929	\$1103	\$1179
22⅝"	23½"	15"	27"	Included	<b>RPM2427A__</b>	\$957	\$986	\$1160	\$1236

File/File									
17½"	18¾"	15"	27"	Included	<b>RPM1827B__</b>	\$884	\$913	\$1087	\$1163
22⅝"	23½"	15"	27"	Included	<b>RPM2427B__</b>	\$941	\$970	\$1144	\$1220

Specification Information									
Actual Dimensions D W H			Style Number	Base Price					

**Pedestal Cushion Top for Field Installation on RPM2421C\_\_ only**

Cushion Top without Handle									
22⅝"	15"	2¼"	<b>RPXTC24F</b>	\$304	(For use with RPM2421CF only)				
23½"	15"	2¼"	<b>RPXTC24P</b>	\$304	(For use with RPM2421CP and RPM2421CW only)				

Cushion Top with Black Handle									
22⅝"	15"	2¼"	<b>RPXTCH24F</b>	\$410	(For use with RPM2421CF only)				
23½"	15"	2¼"	<b>RPXTCH24P</b>	\$410	(For use with RPM2421CP and RPM2421CW only)				



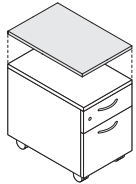
Tip: If used with a Universal mobile pedestal manufactured before 12/20/2011, you will need to order service part 1072962001SR for attachment hardware.



# Basic Cushions

For Universal Mobile Pedestals

SIN 711.1



*Tip: Basic cushion is field-installed and supplies to attach are included.*

*Tip: Basic cushion is available on Universal mobile pedestals RPM1821CF, RPM1821CP, RPM1821CW, RPM2421CF, RPM2421CP, and RPM2421CW with a top only.*

Standard Includes	Required to Specify
-------------------	---------------------

- Cushion top: fabric price group 1
- Attachment supplies: hook and loop fastener

- 1 Style number
- 2 Fabric color number for cushion top
- 3 Options, if selected (see below)
- ▶ See *Surface Materials*, page 448.

Surface Materials	Options	Price	Upholstery	Required to Specify
-------------------	---------	-------	------------	---------------------

Surface Materials	Options	Price	Upholstery
	• Fabric price group 1	No cost	
	• Fabric price group 2	+\$ 10	
	• Fabric price group 3	+\$ 40	
	• Fabric price group 4	+\$ 49	
	• Fabric price group 5	+\$ 62	
	• Fabric price group 6	+\$ 87	
	• Fabric price group 7	+\$106	
	• Fabric price group 8	+\$153	
	• Fabric price group 9	+\$196	
	• Fabric price group 10	+\$238	
	• Customer's Own Material (COM)	+\$ 16	

- Specify fabric color number.
- Specify fabric color number.
- Specify fabric color number.
- Specify fabric color number.
- Specify fabric color number.
- Specify fabric color number.
- Specify fabric color number.
- Specify fabric color number.
- Specify fabric color number.
- Specify fabric color number.
- ▶ See *Surface Materials Reference Manual*.

**Related Products**

- Universal mobile pedestals

▶ Page 334

### Specification Information

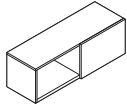
• Dimensions			• Style	• Base
D	W	H	Number	Price
17½"	15"	1½"	<b>RCH1715</b>	\$180
22⅝"	15"	1½"	<b>RCH2315</b>	\$190

Storage

# Universal Sliding Door Bins with Steel, Laminate, or Wood Fronts

For Use with Answer, Kick, Avenir, and Montage

SIN 711.1



**For wood group 2, wood group 3, and laminate price group 2 pricing,** please refer to the electronic catalog or SmartTools.

*Tip: For Montage, vertical off-module brackets can be used with 36"W to 60"W bins only.*

*Tip: Maximum width for a horizontal off-module bin mounted on an enhanced off-module Montage panel is 48"W. Horizontal off-module brackets for Montage are painted to match bin.*

*Tip: Upmount brackets include steel back to enclose storage bin.*

Standard Includes		Required to Specify
<ul style="list-style-type: none"> <li>Overhead bin: paint price group 1</li> <li>Sliding door: paint, laminate price group 1, or wood price group 1</li> <li>Recess beneath unit to accommodate shelf light</li> <li>Shelf backstop</li> <li>On-module attachment brackets with safety catch: black paint only</li> <li>Vertical off-module attachment brackets, if selected: black paint only</li> <li>Lock, keyed random: 9201 Polished Chrome</li> </ul>		<ol style="list-style-type: none"> <li>Style number</li> <li>Paint color number for overhead bin</li> <li>Paint, laminate, or wood color number for door</li> <li>Options, if selected (see below)                             <ul style="list-style-type: none"> <li>▶ See <i>Surface Materials</i>, page 448.</li> </ul> </li> </ol>
Options	Price	Required to Specify
<b>Surface Materials</b>	<b>Overhead bin with one steel door</b>	
	<ul style="list-style-type: none"> <li>Paint price group 1 No cost</li> <li>Paint price group 2 +\$ 44</li> <li>Paint price group 3 +\$ 75</li> </ul>	<ul style="list-style-type: none"> <li>Specify paint color number.</li> <li>Specify paint color number.</li> <li>Specify paint color number.</li> </ul>
	<b>Overhead bin with one laminate or wood door</b>	
	<ul style="list-style-type: none"> <li>Paint price group 1 No cost</li> <li>Paint price group 2 +\$ 44</li> <li>Paint price group 3 +\$ 67</li> <li>Laminate price group 1 door Prices at right</li> <li>Laminate price group 2 door See information at left</li> <li>Open Line laminate on proud laminate drawer fronts +\$ 69 plus cost of laminate</li> <li>Wood group 2 on wood door See information at left</li> <li>Wood group 3 on wood door See information at left</li> <li>Customiz stain on wood door No cost</li> </ul>	<ul style="list-style-type: none"> <li>Specify paint color number.</li> <li>Specify paint color number.</li> <li>Specify paint color number.</li> <li>Specify laminate color number.</li> <li>Specify laminate color number.                             <ul style="list-style-type: none"> <li>▶ See <i>Surface Materials Reference Manual</i>.</li> </ul> </li> <li>Specify wood color number.</li> <li>Specify wood color number.</li> <li>Specify with <i>Customiz stain</i>.</li> <li>▶ See <i>Surface Materials Reference Manual</i>.</li> </ul>
<b>Brackets</b>	<b>Off-module attachment brackets</b>	
	<ul style="list-style-type: none"> <li>One vertical off-module bracket +\$ 60</li> <li>Two vertical off-module brackets +\$120</li> <li>Horizontal off-module brackets for use with 24"W to 48"W Montage bins +\$125</li> </ul>	<ul style="list-style-type: none"> <li>Specify with one vertical off-module bracket.</li> <li>Specify with two vertical off-module brackets.</li> <li>Specify with horizontal off-module brackets, Montage.</li> </ul>
	<b>Upmount brackets</b>	
	<ul style="list-style-type: none"> <li>Upmount kit +\$179</li> </ul>	<ul style="list-style-type: none"> <li>Specify with upmount kit.</li> </ul>
	<b>No brackets</b>	
	<ul style="list-style-type: none"> <li>Omit brackets -\$ 21</li> </ul>	<ul style="list-style-type: none"> <li>Specify omit brackets.</li> </ul>
<b>Shelf Accessories</b>	<ul style="list-style-type: none"> <li>Four dividers: white plastic +\$ 46</li> </ul>	<ul style="list-style-type: none"> <li>Specify with dividers.</li> </ul>
<b>Lock and Keying</b>	<b>Lock</b>	
	<ul style="list-style-type: none"> <li>No lock -\$ 63</li> <li>Ember Chrome No cost</li> </ul>	<ul style="list-style-type: none"> <li>Specify with no lock.</li> <li>Specify with 9250 Ember Chrome lock.</li> </ul>
	<b>Keying</b>	
	<ul style="list-style-type: none"> <li>Factory- and field-installed keying</li> </ul>	<ul style="list-style-type: none"> <li>▶ Page 432</li> </ul>
<b>Related Products</b>	<ul style="list-style-type: none"> <li>Accessories</li> </ul>	<ul style="list-style-type: none"> <li>▶ Pages 416–422</li> </ul>

**Specification Information**

Dimensions			Style	Base	Style	Base	Style	Base
D	W	H	Number	Price	Number	Price	Number	Price

			Steel Fronts	Laminate Fronts		Wood Fronts	
--	--	--	--------------	-----------------	--	-------------	--

**Bins for Use with Answer and Kick**

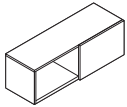
15¾"	36"	16¼"	<b>RSB36TAK</b>	\$ 640	<b>RSB36LTAK</b>	\$1002	<b>RSB36WTAK</b>	\$1032
15¾"	42"	16¼"	<b>RSB42TAK</b>	\$ 663	<b>RSB42LTAK</b>	\$1025	<b>RSB42WTAK</b>	\$1055
15¾"	48"	16¼"	<b>RSB48TAK</b>	\$ 685	<b>RSB48LTAK</b>	\$1047	<b>RSB48WTAK</b>	\$1077
15¾"	60"	16¼"	<b>RSB60TAK</b>	\$1034	<b>RSB60LTAK</b>	\$1691	<b>RSB60WTAK</b>	\$1721
15¾"	66"	16¼"	<b>RSB66TAK</b>	\$1089	<b>RSB66LTAK</b>	\$1746	<b>RSB66WTAK</b>	\$1776
15¾"	72"	16¼"	<b>RSB72TAK</b>	\$1131	<b>RSB72LTAK</b>	\$1788	<b>RSB72WTAK</b>	\$1818

**Bins for Use with Avenir**

15¾"	36"	16¼"	<b>RSB36AVR</b>	\$ 640	<b>RSB36LAVR</b>	\$1002	<b>RSB36WAVR</b>	\$1032
15¾"	42"	16¼"	<b>RSB42AVR</b>	\$ 663	<b>RSB42LAVR</b>	\$1025	<b>RSB42WAVR</b>	\$1055
15¾"	48"	16¼"	<b>RSB48AVR</b>	\$ 685	<b>RSB48LAVR</b>	\$1047	<b>RSB48WAVR</b>	\$1077
15¾"	60"	16¼"	<b>RSB60AVR</b>	\$1034	<b>RSB60LAVR</b>	\$1691	<b>RSB60WAVR</b>	\$1721
15¾"	66"	16¼"	<b>RSB66AVR</b>	\$1089	<b>RSB66LAVR</b>	\$1746	<b>RSB66WAVR</b>	\$1776
15¾"	72"	16¼"	<b>RSB72AVR</b>	\$1131	<b>RSB72LAVR</b>	\$1788	<b>RSB72WAVR</b>	\$1818

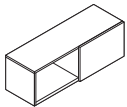
**Bins for Use with Montage**

15¾"	36"	16¼"	<b>RSB36MON</b>	\$ 640	<b>RSB36LMON</b>	\$1002	<b>RSB36WMON</b>	\$1032
15¾"	42"	16¼"	<b>RSB42MON</b>	\$ 663	<b>RSB42LMON</b>	\$1025	<b>RSB42WMON</b>	\$1055
15¾"	48"	16¼"	<b>RSB48MON</b>	\$ 685	<b>RSB48LMON</b>	\$1047	<b>RSB48WMON</b>	\$1077
15¾"	60"	16¼"	<b>RSB60MON</b>	\$1034	<b>RSB60LMON</b>	\$1691	<b>RSB60WMON</b>	\$1721
15¾"	66"	16¼"	<b>RSB66MON</b>	\$1089	<b>RSB66LMON</b>	\$1746	<b>RSB66WMON</b>	\$1776
15¾"	72"	16¼"	<b>RSB72MON</b>	\$1131	<b>RSB72LMON</b>	\$1788	<b>RSB72WMON</b>	\$1818

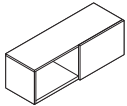


Tip: Overhead storage bins with a "TAK" suffix can be used with Privacy Wall as well.

▶ See Architectural Solutions Specification Guide for attachment information.



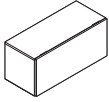
Tip: Wood is not available on Avenir.



# Universal Over the Case Bins with Flat or Radius Fronts

For Use with Answer, Kick, Avenir, and Montage

SIN 711.1



Standard Includes	Required to Specify
<ul style="list-style-type: none"> <li>Overhead bin with lift-up door: paint price group 1</li> <li>Recess beneath unit to accommodate shelf light</li> <li>Shelf backstop</li> <li>On-module attachment brackets with safety catch: black paint only</li> <li>Off-module attachment brackets, if selected: black paint only</li> <li>Picture frame door acrylic insert, if selected: 6538 Satin only</li> <li>Picture frame door glass insert, if selected: 6580 Ice White only</li> <li>Lock, keyed random: 9201 Polished Chrome</li> </ul>	<ol style="list-style-type: none"> <li>Style number</li> <li>Paint color number for overhead bin</li> <li>Options, if selected (see below)</li> </ol> <p>▶ See <i>Surface Materials</i>, page 448.</p>

Options	Price	Required to Specify
<b>Surface Materials</b>		
<b>Overhead bin with one door</b>		
• Paint price group 1	No cost	Specify paint color number.
• Paint price group 2	+\$ 44	Specify paint color number.
• Paint price group 3	+\$ 75	Specify paint color number.
<b>Overhead bin with two doors</b>		
• Paint price group 1	No cost	Specify paint color number.
• Paint price group 2	+\$ 60	Specify paint color number.
• Paint price group 3	+\$104	Specify paint color number.
<b>Brackets</b>		
<b>Off-module attachment brackets</b>		
• One vertical off-module bracket	+\$ 60	Specify with one vertical off-module bracket.
• Two vertical off-module brackets	+\$120	Specify with two vertical off-module brackets.
• Horizontal off-module brackets for use with 24"W to 48"W Montage bins	+\$125	Specify with horizontal off-module brackets, Montage.
<b>Upmount brackets</b>		
• Upmount kit	+\$179	Specify with upmount kit.
<b>No brackets</b>		
• Omit brackets	-\$ 21	Specify omit brackets.
<b>Picture Frame Door on Flat Fronts</b>		
• Omit insert	Prices at right	Specify omit insert.
• Acrylic insert	Prices at right	Specify with acrylic insert.
• Glass insert (assist mechanism recommended)	Prices at right	Specify with glass insert.
<b>Door Mechanism</b>		
• Assist mechanism for standard door, glass insert or omit insert	+\$179 per door	Specify with assist mechanism.
<b>Shelf Accessories</b>		
• Four dividers: white plastic	+\$ 46	Specify with dividers.
<b>Lock and Keying</b>		
• No lock	-\$ 63 per door	Specify with no lock.
• Ember Chrome	No cost	Specify with 9250 Ember Chrome lock.
<b>Keying</b>		
• Factory- and field-installed keying		▶ Page 432
<b>Related Products</b>		
• Storage accessories		▶ Pages 416–422
• Shelf lights		▶ See <i>GSA 1b Specification Guide</i> .

Tip: For Montage, vertical off-module brackets can be used with 30"W to 60"W bins only.

Tip: Maximum width for a horizontal off-module bin mounted on an enhanced off-module Montage panel is 48"W. Horizontal off-module brackets for Montage are painted to match bin.

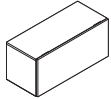
Tip: Upmount brackets include steel back to enclose storage bin.

Tip: When ordering the omit insert option, remember that custom material cannot be factory installed. Custom material must be ordered from a material vendor.

Tip: A door assist mechanism cannot be used with an acrylic door insert.

**Specification Information**

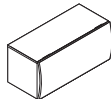
Dimensions			Number of Doors	Style Number	Base Price	Options (Add \$ to Base Price)		
D	W	H				Picture Frame Insert	Door Insert	Door Inserts



Tip: Overhead storage bins and shelves with a "TAK" suffix can be used with Privacy Wall as well. See Architectural Solutions Specification Guide for attachment information.

**Bins with Flat Fronts for Use with Answer and Kick**

15¾"	24"	16¼"	1	<b>RBB24QTAK</b>	\$ 573	+\$250	+\$356	+\$426
15¾"	30"	16¼"	1	<b>RBB30QTAK</b>	\$ 597	+\$263	+\$376	+\$455
15¾"	36"	16¼"	1	<b>RBB36QTAK</b>	\$ 626	+\$277	+\$394	+\$484
15¾"	42"	16¼"	1	<b>RBB42QTAK</b>	\$ 649	+\$288	+\$413	+\$533
15¾"	48"	16¼"	1	<b>RBB48QTAK</b>	\$ 670	+\$300	+\$435	+\$581
15¾"	60"	16¼"	2	<b>RBB60QTAK</b>	\$1074	+\$492	+\$688	+\$867
15¾"	66"	16¼"	2	<b>RBB66QTAK</b>	\$1127	+\$504	+\$708	+\$918
15¾"	72"	16¼"	2	<b>RBB72QTAK</b>	\$1169	+\$515	+\$727	+\$968



**Bins with Flat Fronts for Use with Avenir**

15¾"	24"	16¼"	1	<b>RBB24QAVR</b>	\$ 592	+\$250	+\$356	+\$426
15¾"	30"	16¼"	1	<b>RBB30QAVR</b>	\$ 615	+\$263	+\$376	+\$455
15¾"	36"	16¼"	1	<b>RBB36QAVR</b>	\$ 626	+\$277	+\$394	+\$484
15¾"	42"	16¼"	1	<b>RBB42QAVR</b>	\$ 649	+\$288	+\$413	+\$533
15¾"	48"	16¼"	1	<b>RBB48QAVR</b>	\$ 670	+\$300	+\$435	+\$581
15¾"	60"	16¼"	2	<b>RBB60QAVR</b>	\$1074	+\$492	+\$688	+\$867
15¾"	66"	16¼"	2	<b>RBB66QAVR</b>	\$1127	+\$504	+\$708	+\$918
15¾"	72"	16¼"	2	<b>RBB72QAVR</b>	\$1169	+\$515	+\$727	+\$968

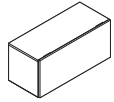
► Specification Information, continued on next page

Universal Over the Case Bins with Flat or Radius Fronts For Use with Answer, Kick, Avenir, and Montage, continued

SIN 711.1

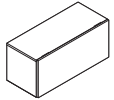
► Specification Information, continued from previous page

Specification Information								
Dimensions			Number of Doors	Style Number	Base Price	Options (Add \$ to Base Price)		
D	W	H				Picture Frame	Door	Inserts
						Omit Insert	Acrylic Insert	Glass Insert



**Bins with Flat Fronts for Use with Montage**

15¾"	24"	16¼"	1	<b>RBB24QMON</b>	\$ 573	+\$250	+\$356	+\$426
15¾"	30"	16¼"	1	<b>RBB30QMON</b>	\$ 597	+\$263	+\$376	+\$455
15¾"	36"	16¼"	1	<b>RBB36QMON</b>	\$ 626	+\$277	+\$394	+\$484
15¾"	42"	16¼"	1	<b>RBB42QMON</b>	\$ 649	+\$288	+\$413	+\$533
15¾"	48"	16¼"	1	<b>RBB48QMON</b>	\$ 670	+\$300	+\$435	+\$581
15¾"	60"	16¼"	2	<b>RBB60QMON</b>	\$1074	+\$492	+\$688	+\$867
15¾"	66"	16¼"	2	<b>RBB66QMON</b>	\$1127	+\$504	+\$708	+\$918
15¾"	72"	16¼"	2	<b>RBB72QMON</b>	\$1169	+\$515	+\$727	+\$968



**Bins with Radius Fronts for Use with Answer and Kick**

15¾"	24"	16¼"	1	<b>RBB24QCTAK</b>	\$ 711	N.A.	N.A.	N.A.
15¾"	30"	16¼"	1	<b>RBB30QCTAK</b>	\$ 735	N.A.	N.A.	N.A.
15¾"	36"	16¼"	1	<b>RBB36QCTAK</b>	\$ 764	N.A.	N.A.	N.A.
15¾"	42"	16¼"	1	<b>RBB42QCTAK</b>	\$ 787	N.A.	N.A.	N.A.
15¾"	48"	16¼"	1	<b>RBB48QCTAK</b>	\$ 808	N.A.	N.A.	N.A.
15¾"	60"	16¼"	2	<b>RBB60QCTAK</b>	\$1350	N.A.	N.A.	N.A.
15¾"	66"	16¼"	2	<b>RBB66QCTAK</b>	\$1403	N.A.	N.A.	N.A.
15¾"	72"	16¼"	2	<b>RBB72QCTAK</b>	\$1445	N.A.	N.A.	N.A.

Tip: Overhead storage bins and shelves with a "TAK" suffix can be used with Privacy Wall as well.

► See Architectural Solutions Specification Guide for attachment information.

► Specification Information, continued on next page

## ► Specification Information, continued from previous page

## Specification Information

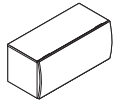
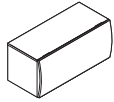
Dimensions			Number of Doors	Style Number	Base Price
D	W	H			

## Bins with Radius Fronts for Use with Avenir

15¾"	24"	16¼"	1	<b>RBB24QCAVR</b>	\$ 730
15¾"	30"	16¼"	1	<b>RBB30QCAVR</b>	\$ 753
15¾"	36"	16¼"	1	<b>RBB36QCAVR</b>	\$ 764
15¾"	42"	16¼"	1	<b>RBB42QCAVR</b>	\$ 787
15¾"	48"	16¼"	1	<b>RBB48QCAVR</b>	\$ 808
15¾"	60"	16¼"	2	<b>RBB60QCAVR</b>	\$1350
15¾"	66"	16¼"	2	<b>RBB66QCAVR</b>	\$1403
15¾"	72"	16¼"	2	<b>RBB72QCAVR</b>	\$1445

## Bins with Radius Fronts for Use with Montage

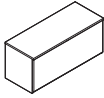
15¾"	24"	16¼"	1	<b>RBB24QCMON</b>	\$ 711
15¾"	30"	16¼"	1	<b>RBB30QCMON</b>	\$ 735
15¾"	36"	16¼"	1	<b>RBB36QCMON</b>	\$ 764
15¾"	42"	16¼"	1	<b>RBB42QCMON</b>	\$ 787
15¾"	48"	16¼"	1	<b>RBB48QCMON</b>	\$ 808
15¾"	60"	16¼"	2	<b>RBB60QCMON</b>	\$1350
15¾"	66"	16¼"	2	<b>RBB66QCMON</b>	\$1403
15¾"	72"	16¼"	2	<b>RBB72QCMON</b>	\$1445



# Universal In the Case Bins with Steel, Laminate, and Wood Flat Fronts

For Use with Answer, Kick, Avenir, and Montage

SIN 711.1



Standard Includes	Required to Specify
<ul style="list-style-type: none"> <li>Overhead bin with lift-up door: paint price group 1</li> <li>Door on units with laminate door fronts: laminate price group 1</li> <li>Door on units with wood door fronts: wood price group 1</li> <li>Recess beneath unit to accommodate shelf light</li> <li>Shelf backstop</li> <li>On-module attachment brackets with safety catch: black paint only</li> <li>Off-module attachment brackets, if selected: black paint only</li> <li>Picture frame door acrylic insert, if selected: 6538 Satin only</li> <li>Picture frame door glass insert, if selected: 6580 Ice White only</li> <li>Lock, keyed random: 9201 Polished Chrome</li> </ul>	<ol style="list-style-type: none"> <li>Style number</li> <li>Paint color number for bin</li> <li>Laminate color number for door, if laminate door selected</li> <li>Wood color number for door, if wood door selected</li> <li>Options, if selected (see below)</li> </ol> <p>▶ See <i>Surface Materials</i>, page 448.</p>

Surface Materials	Options	Price	Required to Specify
	<b>Overhead bin with one steel door</b>		
	• Paint price group 1	No cost	Specify paint color number.
	• Paint price group 2	+\$ 44	Specify paint color number.
	• Paint price group 3	+\$ 75	Specify paint color number.
	<b>Overhead bin with two steel doors</b>		
	• Paint price group 1	No cost	Specify paint color number.
	• Paint price group 2	+\$ 60	Specify paint color number.
	• Paint price group 3	+\$104	Specify paint color number.
	<b>Overhead bin with one laminate or wood door</b>		
	• Paint price group 1	No cost	Specify paint color number.
	• Paint price group 2	+\$ 44	Specify paint color number.
	• Paint price group 3	+\$ 67	Specify paint color number.
• Laminate price group 1 on laminate door	Prices at right	Specify laminate color number.	
• Laminate price group 2 on laminate door	See information at left	Specify laminate color number.	
• Open Line laminate on laminate door	+\$ 69 plus cost of laminate	▶ See <i>Surface Materials Reference Manual</i> .	
• Wood group 2 on wood door	See information at left	Specify wood color number.	
• Wood group 3 on wood door	See information at left	Specify wood color number.	
• Customiz stain on wood door	No cost	Specify <i>with Customiz stain</i> . ▶ See <i>Surface Materials Reference Manual</i> .	
<b>Overhead bin with two laminate or wood doors</b>			
• Paint price group 1	No cost	Specify paint color number.	
• Paint price group 2	+\$ 60	Specify paint color number.	
• Paint price group 3	+\$ 91	Specify paint color number.	
• Laminate price group 1 on laminate door	Prices at right	Specify laminate color number.	
• Laminate price group 2 on laminate door	See information at left	Specify laminate color number.	
• Open Line laminate on laminate door	+\$ 69 plus cost of laminate	▶ See <i>Surface Materials Reference Manual</i> .	
• Wood group 2 on wood door	See information at left	Specify wood color number.	
• Wood group 3 on wood door	See information at left	Specify wood color number.	
• Customiz stain on wood door	No cost	Specify <i>with Customiz stain</i> . ▶ See <i>Surface Materials Reference Manual</i> .	

▶ Options, continued on next page

**For wood group 2, wood group 3, and laminate price group 2 pricing,** please refer to the electronic catalog or SmartTools.



## SIN 711.1

## ► Options, continued from previous page

Options	Price	Required to Specify	
<b>Brackets</b>	<b>Off-module attachment brackets</b>		
• One vertical off-module bracket	+\$ 60	Specify with one vertical off-module bracket.	
• Two vertical off-module brackets	+\$120	Specify with two vertical off-module brackets.	
• Horizontal off-module brackets for use with 24"W to 48"W Montage bins	+\$125	Specify with horizontal off-module brackets, Montage.	
	<b>Upmount brackets</b>		
• Upmount kit	+\$179	Specify with upmount kit.	
	<b>No brackets</b>		
• Omit brackets	-\$ 21	Specify omit brackets.	
<b>Picture Frame Door on Flat Steel Fronts</b>	• Omit insert • Acrylic insert • Glass insert (assist mechanism recommended)	Prices below and at right Prices below and at right Prices below and at right	Specify omit insert. Specify with acrylic insert. Specify with glass insert.
<b>Door Mechanism</b>	• Assist mechanism for standard door, glass insert, or omit insert	+\$179 per door	Specify with assist mechanism.
<b>Shelf Accessories</b>	• Four dividers: white plastic	+\$ 46	Specify with dividers.
<b>Lock and Keying</b>	<b>Lock</b> • No lock • Ember Chrome	-\$ 63 per door No cost	Specify with no lock. Specify with 9250 Ember Chrome lock.
	<b>Keying</b> • Factory- and field-installed keying		► Page 432
<b>Related Products</b>	• Accessories • Shelf lights		► Pages 416–422 ► See GSA 1b Specification Guide.

Tip: For Montage, vertical off-module brackets can be used with 30"W to 60"W bins only.

Tip: Maximum width for a horizontal off-module bin mounted on an enhanced off-module Montage panel is 48"W. Horizontal off-module brackets for Montage are painted to match bin.

Tip: Upmount brackets include steel back to enclose storage bin.

Tip: When ordering the omit insert option, remember that custom material cannot be factory installed. Custom material must be ordered from a material vendor.

Tip: A door assist mechanism cannot be used with an acrylic door insert.

Tip: Overhead storage bins and shelves with a "TAK" suffix can be used with Privacy Wall as well.  
► See Architectural Solutions Specification Guide for attachment information.

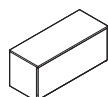
## Specification Information

Dimensions D W H	Number of Doors	Style Number	Base Price	Options (Add \$ to Base Price)		
				Picture Frame Insert	Door Inserts Acrylic Insert	Glass Insert
.....	.....	.....	.....	.....	.....	.....
.....	.....	.....	.....	.....	.....	.....
.....	.....	.....	.....	.....	.....	.....
.....	.....	.....	.....	.....	.....	.....
.....	.....	.....	.....	.....	.....	.....
.....	.....	.....	.....	.....	.....	.....
.....	.....	.....	.....	.....	.....	.....
.....	.....	.....	.....	.....	.....	.....
.....	.....	.....	.....	.....	.....	.....
.....	.....	.....	.....	.....	.....	.....

## Bins with Steel Flat Fronts for Use with Answer and Kick

15¾"	24"	16¼"	1	<b>RBB24TAK</b>	\$ 573	+\$250	+\$356	+\$426
15¾"	30"	16¼"	1	<b>RBB30TAK</b>	\$ 597	+\$263	+\$376	+\$455
15¾"	36"	16¼"	1	<b>RBB36TAK</b>	\$ 626	+\$277	+\$394	+\$484
15¾"	42"	16¼"	1	<b>RBB42TAK</b>	\$ 649	+\$288	+\$413	+\$533
15¾"	48"	16¼"	1	<b>RBB48TAK</b>	\$ 670	+\$300	+\$435	+\$581
15¾"	60"	16¼"	2	<b>RBB60TAK</b>	\$1074	+\$492	+\$688	+\$867
15¾"	66"	16¼"	2	<b>RBB66TAK</b>	\$1127	+\$504	+\$708	+\$918
15¾"	72"	16¼"	2	<b>RBB72TAK</b>	\$1169	+\$515	+\$727	+\$968
.....	.....	.....	.....	.....	.....	.....	.....	.....

## ► Specification Information, continued on next page



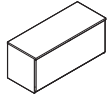
Tip: Overhead storage bins and shelves with a "TAK" suffix can be used with Privacy Wall as well.  
► See Architectural Solutions Specification Guide for attachment information.

Universal In the Case Bins with Steel, Laminate, and Wood Flat Fronts For Use with Answer, Kick, Avenir, and Montage, continued

SIN 711.1

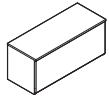
► Specification Information, continued from previous page

Specification Information								
Dimensions			Number of Doors	Style Number	Base Price	Options (Add \$ to Base Price)		
D	W	H				Picture Frame	Door Inserts	Inserts
.....	.....	.....	.....	.....	.....	.....	.....	.....



**Bins with Steel Flat Fronts for Use with Avenir**

15¾"	24"	16¼"	1	<b>RBB24AVR</b>	\$ 592	+\$250	+\$356	+\$426
15¾"	30"	16¼"	1	<b>RBB30AVR</b>	\$ 615	+\$263	+\$376	+\$455
15¾"	36"	16¼"	1	<b>RBB36AVR</b>	\$ 626	+\$277	+\$394	+\$484
15¾"	42"	16¼"	1	<b>RBB42AVR</b>	\$ 649	+\$288	+\$413	+\$533
15¾"	48"	16¼"	1	<b>RBB48AVR</b>	\$ 670	+\$300	+\$435	+\$581
15¾"	60"	16¼"	2	<b>RBB60AVR</b>	\$1074	+\$492	+\$688	+\$867
15¾"	66"	16¼"	2	<b>RBB66AVR</b>	\$1127	+\$504	+\$708	+\$918
15¾"	72"	16¼"	2	<b>RBB72AVR</b>	\$1169	+\$515	+\$727	+\$968



**Bins with Steel Flat Fronts for Use with Montage**

15¾"	24"	16¼"	1	<b>RBB24MON</b>	\$ 573	+\$250	+\$356	+\$426
15¾"	30"	16¼"	1	<b>RBB30MON</b>	\$ 597	+\$263	+\$376	+\$455
15¾"	36"	16¼"	1	<b>RBB36MON</b>	\$ 626	+\$277	+\$394	+\$484
15¾"	42"	16¼"	1	<b>RBB42MON</b>	\$ 649	+\$288	+\$413	+\$533
15¾"	48"	16¼"	1	<b>RBB48MON</b>	\$ 670	+\$300	+\$435	+\$581
15¾"	60"	16¼"	2	<b>RBB60MON</b>	\$1074	+\$492	+\$688	+\$867
15¾"	66"	16¼"	2	<b>RBB66MON</b>	\$1127	+\$504	+\$708	+\$918
15¾"	72"	16¼"	2	<b>RBB72MON</b>	\$1169	+\$515	+\$727	+\$968

► Specification Information, continued on next page

## ► Specification Information, continued from previous page

## Specification Information

• Dimensions			• Number of Doors	• Style Number	• Base Price
D	W	H			

## Bins with Laminate Flat Fronts for Use with Answer and Kick

15¾"	24"	16¼"	1	<b>RBB24LTAK</b>	\$ 935
15¾"	30"	16¼"	1	<b>RBB30LTAK</b>	\$ 959
15¾"	36"	16¼"	1	<b>RBB36LTAK</b>	\$ 988
15¾"	42"	16¼"	1	<b>RBB42LTAK</b>	\$1011
15¾"	48"	16¼"	1	<b>RBB48LTAK</b>	\$1032
15¾"	60"	16¼"	2	<b>RBB60LTAK</b>	\$1731
15¾"	66"	16¼"	2	<b>RBB66LTAK</b>	\$1784
15¾"	72"	16¼"	2	<b>RBB72LTAK</b>	\$1826

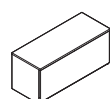
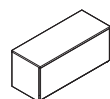
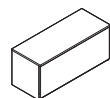
## Bins with Laminate Flat Fronts for Use with Avenir

15¾"	24"	16¼"	1	<b>RBB24LAVR</b>	\$ 954
15¾"	30"	16¼"	1	<b>RBB30LAVR</b>	\$ 977
15¾"	36"	16¼"	1	<b>RBB36LAVR</b>	\$ 988
15¾"	42"	16¼"	1	<b>RBB42LAVR</b>	\$1011
15¾"	48"	16¼"	1	<b>RBB48LAVR</b>	\$1032
15¾"	60"	16¼"	2	<b>RBB60LAVR</b>	\$1731
15¾"	66"	16¼"	2	<b>RBB66LAVR</b>	\$1784
15¾"	72"	16¼"	2	<b>RBB72LAVR</b>	\$1826

## Bins with Laminate Flat Fronts for Use with Montage

15¾"	24"	16¼"	1	<b>RBB24LMON</b>	\$ 935
15¾"	30"	16¼"	1	<b>RBB30LMON</b>	\$ 959
15¾"	36"	16¼"	1	<b>RBB36LMON</b>	\$ 988
15¾"	42"	16¼"	1	<b>RBB42LMON</b>	\$1011
15¾"	48"	16¼"	1	<b>RBB48LMON</b>	\$1032
15¾"	60"	16¼"	2	<b>RBB60LMON</b>	\$1731
15¾"	66"	16¼"	2	<b>RBB66LMON</b>	\$1784
15¾"	72"	16¼"	2	<b>RBB72LMON</b>	\$1826

## ► Specification Information, continued on next page



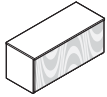
**Storage**

Universal In the Case Bins with Steel, Laminate, and Wood Flat Fronts For Use with Answer, Kick, Avenir, and Montage, continued

**SIN 711.1**

► **Specification Information, continued from previous page**

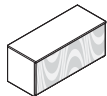
<b>Specification Information</b>					
<b>Dimensions</b>			<b>Number of Doors</b>	<b>Style Number</b>	<b>Base Price</b>
<b>D</b>	<b>W</b>	<b>H</b>			



Tip: Overhead storage bins and shelves with a **"TAK"** suffix can be used with Privacy Wall as well. ► See Architectural Solutions Specification Guide for attachment information.

**Bins with Wood Flat Fronts for Use with Answer and Kick**

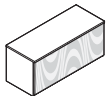
15¾"	24"	16¼"	1	<b>RBB24WTAK</b>	\$ 965
15¾"	30"	16¼"	1	<b>RBB30WTAK</b>	\$ 989
15¾"	36"	16¼"	1	<b>RBB36WTAK</b>	\$1018
15¾"	42"	16¼"	1	<b>RBB42WTAK</b>	\$1041
15¾"	48"	16¼"	1	<b>RBB48WTAK</b>	\$1062
15¾"	60"	16¼"	2	<b>RBB60WTAK</b>	\$1761
15¾"	66"	16¼"	2	<b>RBB66WTAK</b>	\$1814
15¾"	72"	16¼"	2	<b>RBB72WTAK</b>	\$1856



Tip: Wood group 2 and 3 are not available on Avenir.

**Bins with Wood Flat Fronts for Use with Avenir**

15¾"	24"	16¼"	1	<b>RBB24WAVR</b>	\$ 984
15¾"	30"	16¼"	1	<b>RBB30WAVR</b>	\$1007
15¾"	36"	16¼"	1	<b>RBB36WAVR</b>	\$1018
15¾"	42"	16¼"	1	<b>RBB42WAVR</b>	\$1041
15¾"	48"	16¼"	1	<b>RBB48WAVR</b>	\$1062
15¾"	60"	16¼"	2	<b>RBB60WAVR</b>	\$1761
15¾"	66"	16¼"	2	<b>RBB66WAVR</b>	\$1814
15¾"	72"	16¼"	2	<b>RBB72WAVR</b>	\$1856



**Bins with Wood Flat Fronts for Use with Montage**

15¾"	24"	16¼"	1	<b>RBB24WMON</b>	\$ 965
15¾"	30"	16¼"	1	<b>RBB30WMON</b>	\$ 989
15¾"	36"	16¼"	1	<b>RBB36WMON</b>	\$1018
15¾"	42"	16¼"	1	<b>RBB42WMON</b>	\$1041
15¾"	48"	16¼"	1	<b>RBB48WMON</b>	\$1062
15¾"	60"	16¼"	2	<b>RBB60WMON</b>	\$1761
15¾"	66"	16¼"	2	<b>RBB66WMON</b>	\$1814
15¾"	72"	16¼"	2	<b>RBB72WMON</b>	\$1856

Universal In the Case  
Bins with Steel, Laminate,  
and Wood Flat Fronts

**SIN 711.1**

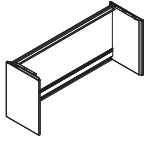
# Hutch Kits

For Use with Answer, Kick, Avenir, and Montage

SIN 711.1

## Hutch Kits

For Use with Universal Over the Case and Universal In the Case Bins Introduced in March 2007



*Tip: A hutch kit can not support more than one bin.*

*Tip: Be sure to order the storage bin in the same paint finish as the hutch kit. Storage bin is ordered separately.*

*Tip: To price a tackboard with fabrics in two different price groups on opposite sides, add the two prices together and divide by two.*

*Tip: 66"W and 72"W tackboards accommodate fabric in the horizontal direction only.*

*Tip: Hutch kits can span an L-shaped desk configuration only when full-depth worksurfaces are used.*

Standard Includes	Required to Specify
-------------------	---------------------

- Steel back to enclose storage bin, end supports, accessory rail, and one non-handed cable manager: paint price group 1
- Double-sided tackboard, fabric direction with horizontal application: fabric price group 1
- Attachment hardware

- 1 Style number
  - 2 Paint color number for end supports, back, accessory rail, and cord manager
  - 3 Fabric color number for tackboard surface 1 (front)
  - 4 Fabric color number for tackboard surface 2 (back)
  - 5 Options, if selected (see below)
- ▶ See *Surface Materials*, page 448.

Options	Price	Required to Specify
---------	-------	---------------------

**Surface Materials**

- Paint price group 1 No cost
- Paint price group 2 +\$ 40
- Paint price group 3 +\$ 67

Specify paint color number.  
Specify paint color number.  
Specify paint color number.

**Tackboard**

- Fabric price group 1 No cost
- Fabric price group 2 +\$ 24
- Fabric price group 3 +\$110
- Fabric price group 4 +\$150
- Fabric price group 5 +\$240
- Fabric price group COM +\$ 32

Specify fabric color number.  
Specify fabric color number.  
Specify fabric color number.  
Specify fabric color number.  
Specify fabric color number.  
▶ See *Surface Materials Reference Manual* to specify.

**Fabric direction on 60"W and smaller tackboards**

- Vertical application No cost

Specify with vertical application.

**Related Products**

- Universal over the case bins
- Universal in the case bins


▶ Page 340  
▶ Page 344

### Specification Information

Width	Style Number	Base Price
24"	<b>RHK24</b>	\$418
30"	<b>RHK30</b>	\$428
36"	<b>RHK36</b>	\$439
42"	<b>RHK42</b>	\$451
48"	<b>RHK48</b>	\$463
60"	<b>RHK60</b>	\$499
66"	<b>RHK66</b>	\$519
72"	<b>RHK72</b>	\$536

## Hutch Kit Receptacle

For Use with Hutch Kit Service Module Package Accessory Rail



### Standard Includes

- One hutch kit receptacle with 9' cord and three-prong plug: black only
- Rail attachment hardware

### Required to Specify

Style number

### Specification Information

• Style Number	• Price
RHKRECPT	\$104

## Kit Cable Manager



### Standard Includes

- Package of two hutch kit cable managers: paint

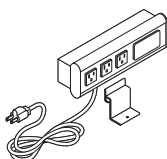
### Required to Specify

- 1 Style number
- 2 Paint color number for cable managers
- ▶ See *Surface Materials*, page 448.

### Specification Information

• Height	• Style Number	• Price
19 <sup>3</sup> / <sub>8</sub> "	RHKCM	\$45

## Power and Data Strip with Cord and Slatwall Attachment Bracket



### Standard Includes

- Power and data strip with cord: 8043 Clear Anodized Aluminum cover with black faceplate
- Slatwall attachment bracket: 4799 Platinum paint only

### Required to Specify

Style number

### Specification Information

• Dimensions			• Style Number	• Price
D	W	H	Number	
2 <sup>1</sup> / <sub>4</sub> "	10 <sup>1</sup> / <sub>4</sub> "	3"	BPDSSWPL	\$234

Hutch Kits For Use with Answer, Kick, Avenir, and Montage, continued

SIN 711.1

**Hutch Connector Bracket**



Standard Includes	Required to Specify
<ul style="list-style-type: none"> <li>Bracket: paint</li> </ul>	<ul style="list-style-type: none"> <li>1 Style number</li> <li>2 Paint color number for bracket</li> <li>▶ See <i>Surface Materials</i>, page 448.</li> </ul>

Specification Information		
• Height	• Style Number	• Price
21 1/8"	<b>RHKESB</b>	\$75
:	:	:





# Universal Shelves

For Use with Answer, Kick, Avenir, and Montage

SIN 711.1

Standard Includes	Required to Specify
<ul style="list-style-type: none"> <li>Shelf: paint price group 1</li> <li>Recess beneath unit to accommodate shelf light</li> <li>Shelf backstop</li> <li>On-module attachment hooks with safety catch</li> </ul>	1 Style number 2 Paint color number for shelf 3 Options, if selected (see below) ▶ See <i>Surface Materials</i> , page 448.

Options	Price	Required to Specify
<b>Surface Materials</b> <ul style="list-style-type: none"> <li>Paint price group 1</li> <li>Paint price group 2</li> <li>Paint price group 3</li> </ul>	No cost +\$14 +\$25	Specify paint color number. Specify paint color number. Specify paint color number.

<b>Related Products</b> <ul style="list-style-type: none"> <li>Accessories</li> <li>Shelf lights</li> </ul>	▶ Pages 416–422 ▶ See <i>GSA 1b Specification Guide</i> .
---	--

Specification Information				
Dimensions			Style Number	Base Price
D	W	H		

## For Use with Answer and Kick

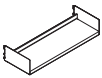
14 3/4"	24"	7 1/2"	<b>RSH24TAK</b>	\$187
14 3/4"	30"	7 1/2"	<b>RSH30TAK</b>	\$196
14 3/4"	36"	7 1/2"	<b>RSH36TAK</b>	\$208
14 3/4"	42"	7 1/2"	<b>RSH42TAK</b>	\$220
14 3/4"	48"	7 1/2"	<b>RSH48TAK</b>	\$239
14 3/4"	60"	7 1/2"	<b>RSH60TAK</b>	\$265
14 3/4"	72"	7 1/2"	<b>RSH72TAK</b>	\$296

## For Use with Avenir

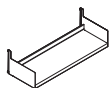
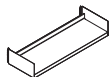
14 3/4"	24"	7 1/2"	<b>RSH24AVR</b>	\$195
14 3/4"	30"	7 1/2"	<b>RSH30AVR</b>	\$202
14 3/4"	36"	7 1/2"	<b>RSH36AVR</b>	\$214
14 3/4"	42"	7 1/2"	<b>RSH42AVR</b>	\$228
14 3/4"	48"	7 1/2"	<b>RSH48AVR</b>	\$248
14 3/4"	60"	7 1/2"	<b>RSH60AVR</b>	\$275
14 3/4"	72"	7 1/2"	<b>RSH72AVR</b>	\$306

## For Use with Montage

14 3/4"	24"	11 1/2"	<b>RSH24MON</b>	\$187
14 3/4"	30"	11 1/2"	<b>RSH30MON</b>	\$196
14 3/4"	36"	11 1/2"	<b>RSH36MON</b>	\$208
14 3/4"	42"	11 1/2"	<b>RSH42MON</b>	\$220
14 3/4"	48"	11 1/2"	<b>RSH48MON</b>	\$239
14 3/4"	60"	11 1/2"	<b>RSH60MON</b>	\$265
14 3/4"	72"	11 1/2"	<b>RSH72MON</b>	\$296



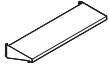
Tip: Overhead storage bins and shelves with a **"TAK"** suffix can be used with Privacy Wall as well. ▶ See *Architectural Solutions Specification Guide* for attachment information.



# Universal Personal Shelves

For Use with Answer, Kick, and Avenir

SIN 711.1



Standard Includes	Required to Specify
<ul style="list-style-type: none"> <li>Personal shelf: paint price group 1</li> <li>Recess beneath unit to accommodate shelf light</li> <li>On-module attachment hooks</li> </ul>	<ul style="list-style-type: none"> <li>1 Style number</li> <li>2 Paint color number for personal shelf</li> <li>3 Options, if selected (see below)</li> <li>▶ See <i>Surface Materials</i>, page 448.</li> </ul>

Options	Price	Required to Specify
<b>Surface Materials</b> <ul style="list-style-type: none"> <li>Paint price group 1</li> <li>Paint price group 2</li> <li>Paint price group 3</li> </ul>	No cost +\$14 +\$25	Specify paint color number. Specify paint color number. Specify paint color number.

Specification Information			
Dimensions		Style	Base
D	W	Number	Price

*Tip: Overhead storage bins and shelves with a "TAK" suffix can be used with Privacy Wall as well. ▶ See Architectural Solutions Specification Guide for attachment information.*

For Use with Answer and Kick			
13 <sup>1</sup> / <sub>16</sub> "	24"	<b>RDS24TAK</b>	\$187
13 <sup>1</sup> / <sub>16</sub> "	30"	<b>RDS30TAK</b>	\$196
13 <sup>1</sup> / <sub>16</sub> "	36"	<b>RDS36TAK</b>	\$208
13 <sup>1</sup> / <sub>16</sub> "	42"	<b>RDS42TAK</b>	\$220
13 <sup>1</sup> / <sub>16</sub> "	48"	<b>RDS48TAK</b>	\$239

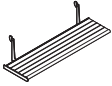
For Use with Avenir			
13 <sup>1</sup> / <sub>16</sub> "	24"	<b>RDS24AVR</b>	\$195
13 <sup>1</sup> / <sub>16</sub> "	30"	<b>RDS30AVR</b>	\$202
13 <sup>1</sup> / <sub>16</sub> "	36"	<b>RDS36AVR</b>	\$214
13 <sup>1</sup> / <sub>16</sub> "	42"	<b>RDS42AVR</b>	\$228
13 <sup>1</sup> / <sub>16</sub> "	48"	<b>RDS48AVR</b>	\$248



# Slim Shelves

For Use with Answer, Kick, Avenir, and Montage

SIN 711.1



Standard Includes	Required to Specify
<ul style="list-style-type: none"> <li>Shelf: paint price group 1</li> <li>Attachment brackets: paint to match shelf</li> </ul>	<ul style="list-style-type: none"> <li>1 Style number</li> <li>2 Paint color number for shelf</li> <li>3 Options, if selected (see below)</li> <li>▶ See <i>Surface Materials</i>, page 448.</li> </ul>

Surface Materials	Options	Price	Required to Specify
	<ul style="list-style-type: none"> <li>Paint price group 1</li> <li>Paint price group 2</li> <li>Paint price group 3</li> </ul>	No cost +\$14 +\$25	Specify paint color number. Specify paint color number. Specify paint color number.

Specification Information			
Dimensions		Style	Base
D	W	Number	Price

Tip: Slim shelves with a "TAK" suffix can attach to Privacy Wall.  
 ▶ See *Architectural Solutions Specification Guide* for attachment information.

### For Use with Answer and Kick

6"	24"	<b>RSS24TAK</b>	\$195
6"	30"	<b>RSS30TAK</b>	\$208
6"	36"	<b>RSS36TAK</b>	\$222
6"	42"	<b>RSS42TAK</b>	\$239
6"	48"	<b>RSS48TAK</b>	\$254
6"	60"	<b>RSS60TAK</b>	\$318
6"	72"	<b>RSS72TAK</b>	\$349
6"	96"	<b>RSS96TAK</b>	\$411
:	:	:	:

### For Use with Avenir

6"	24"	<b>RSS24AVR</b>	\$195
6"	30"	<b>RSS30AVR</b>	\$208
6"	36"	<b>RSS36AVR</b>	\$222
6"	42"	<b>RSS42AVR</b>	\$239
6"	48"	<b>RSS48AVR</b>	\$254
6"	60"	<b>RSS60AVR</b>	\$318
6"	72"	<b>RSS72AVR</b>	\$349
6"	96"	<b>RSS96AVR</b>	\$411
:	:	:	:

### For Use with Montage

6"	24"	<b>RSS24MON</b>	\$195
6"	30"	<b>RSS30MON</b>	\$208
6"	36"	<b>RSS36MON</b>	\$222
6"	42"	<b>RSS42MON</b>	\$239
6"	48"	<b>RSS48MON</b>	\$254
6"	60"	<b>RSS60MON</b>	\$318
6"	72"	<b>RSS72MON</b>	\$349
6"	96"	<b>RSS96MON</b>	\$411
:	:	:	:

Tip: Slim shelves can be used on any enhanced Montage frame, including monolithic frames, and any standard Montage frame manufactured after July 2001.



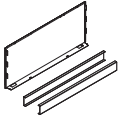
# Accessories

For Overhead Bins and Shelves

SIN 711.1

## Horizontal Wall Attachment Brackets

For Use with Universal Over the Case and Universal In the Case Bins Introduced in March 2007



Standard Includes	Required to Specify
<ul style="list-style-type: none"> <li>• Brackets: paint price group 1</li> <li>• Steel back to enclose storage bin: paint price group 1</li> </ul>	1 Style number 2 Paint color number for brackets and back 3 Options, if selected (see below) ▶ See <i>Surface Materials</i> , page 448.

Options	Price	Required to Specify
<b>Surface Materials</b> <ul style="list-style-type: none"> <li>• Paint price group 1</li> <li>• Paint price group 2</li> <li>• Paint price group 3</li> </ul>	No cost +\$14 +\$25	Specify paint color number. Specify paint color number. Specify paint color number.

Specification Information		
Width	Style Number	Base Price
24"	<b>RBKHWM24</b>	\$203
30"	<b>RBKHWM30</b>	\$203
36"	<b>RBKHWM36</b>	\$203
42"	<b>RBKHWM42</b>	\$203
48"	<b>RBKHWM48</b>	\$203
60"	<b>RBKHWM60</b>	\$203
70"	<b>RBKHWM70</b>	\$203
72"	<b>RBKHWM72</b>	\$203
:	:	:

## Dividers

For Use with Overhead Storage Bins and Universal Shelves Introduced in March 2007



Standard Includes	Required to Specify
<ul style="list-style-type: none"> <li>• Package of four dividers: white plastic only</li> </ul>	Style number

Specification Information	
Style Number	Price
<b>RDIV</b>	\$45
:	:

### Universal Vertical Off-Module Bracket

For Use with Answer, Kick, Avenir, and Montage  
 For Use with Overhead Storage Bins Introduced in March 2007



*Tip: For two-sided, off-module application, order two vertical off-module brackets.*

*Tip: Vertical off-module brackets are used with panels which have vertical slot patterns including Answer, Kick, Avenir, and Montage.*

*Tip: For Montage, vertical off-module brackets can be used with 30"W to 60"W bins only.*

Standard Includes	Required to Specify
<ul style="list-style-type: none"> <li>Vertical off-module bracket with safety catch: black paint only</li> </ul>	Style number

#### Specification Information

Style Number	Price
<b>RBKVOFM</b>	\$58

### Horizontal Off-Module Bracket for Montage

For Use with Overhead Storage Bins Introduced in March 2007



*Tip: Montage horizontal off-module brackets are for use with 24"W to 48"W Montage bins only.*

Standard Includes	Required to Specify
<ul style="list-style-type: none"> <li>Pair of horizontal off-module brackets with safety catch: paint</li> </ul>	1 Style number 2 Paint color number for brackets ▶ See <i>Surface Materials</i> , page 448.

#### Specification Information

Style Number	Price
<b>ZBKHO FM</b>	\$125

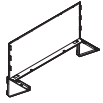


Accessories For Overhead Bins and Shelves, continued

SIN 711.1

**Standard Overhead Upmount Packages**

For Use with Universal Overhead Storage Bins Introduced in March 2007 on Answer, Kick, Avenir, and Montage Panels



Tip: Upmount brackets include steel back to enclose storage bin and can be used on 55"H panels only.

Standard Includes	Required to Specify
<ul style="list-style-type: none"> <li>• Pair of steel upmount brackets: paint price group 1</li> <li>• Steel back to enclose storage bin</li> </ul>	1 Style number 2 Paint color number for brackets and back 3 Options, if selected (see below) ▶ See <i>Surface Materials</i> , page 448.

Options	Price	Required to Specify
<b>Surface Materials</b>		
• Paint price group 1	No cost	Specify paint color number.
• Paint price group 2	+\$14	Specify paint color number.
• Paint price group 3	+\$25	Specify paint color number.

**Specification Information**

Width	Style Number	Base Price

**For Use with Answer and Kick**

24"	<b>RUK24TAK</b>	\$175
30"	<b>RUK30TAK</b>	\$175
36"	<b>RUK36TAK</b>	\$175
42"	<b>RUK42TAK</b>	\$175
48"	<b>RUK48TAK</b>	\$175
60"	<b>RUK60TAK</b>	\$175
72"	<b>RUK72TAK</b>	\$175
:	:	:

**For Use with Avenir**

24"	<b>RUK24AVR</b>	\$175
30"	<b>RUK30AVR</b>	\$175
36"	<b>RUK36AVR</b>	\$175
42"	<b>RUK42AVR</b>	\$175
48"	<b>RUK48AVR</b>	\$175
60"	<b>RUK60AVR</b>	\$175
72"	<b>RUK72AVR</b>	\$175
:	:	:

**For Use with Montage**

24"	<b>RUK24MON</b>	\$175
30"	<b>RUK30MON</b>	\$175
36"	<b>RUK36MON</b>	\$175
42"	<b>RUK42MON</b>	\$175
48"	<b>RUK48MON</b>	\$175
60"	<b>RUK60MON</b>	\$175
72"	<b>RUK72MON</b>	\$175
:	:	:

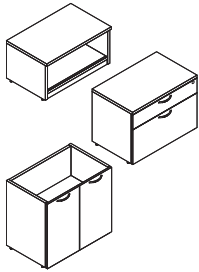




# Universal Laminate Enhanced One-High, 1.5-High, and Two-High Storage

with Laminate or Open Fronts

SIN 711.3



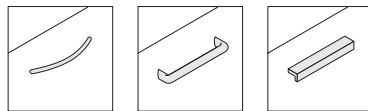
Standard Includes	Required to Specify
-------------------	---------------------

- Case: laminate
- Drawer or door fronts: laminate, if selected
- 1"H top: laminate
- Pulls: metal
- Central lock, keyed random
- Drawer body: black only
- Drawer suspensions: black only
- Four adjustable leveling glides
- Counterweight

- 1 Style number
  - 2 Laminate color number for case
  - 3 Laminate color number for drawer or door fronts, if selected
  - 4 Laminate color number for top
  - 5 Pull (see below under Required Selections)
  - 6 Color number for pulls
  - 7 Color number for lock
  - 8 Options, if selected (see below)
- ▶ See *Surface Materials*, page 448.

Required Selections
---------------------

**Pulls**



Contemporary Jazz Ledge

Options	Price	Required to Specify
---------	-------	---------------------

<b>Tops</b>	<b>No top</b>		
	• 18 <sup>7</sup> / <sub>8</sub> "D x 30"W	-\$154	Specify with no top.
	• 18 <sup>7</sup> / <sub>8</sub> "D x 36"W	-\$174	Specify with no top.
	• 18 <sup>7</sup> / <sub>8</sub> "D x 42"W	-\$194	Specify with no top.
	• 24"D x 30"W	-\$179	Specify with no top.
• 24"D x 36"W	-\$205	Specify with no top.	
<b>Recessed Back</b>	<b>One-High</b>		
	• Recessed back	-\$ 24	Specify with recessed back.
	<b>1.5-High</b>		
• Recessed back	-\$ 14	Specify with recessed back.	
<b>Two-High</b>			
	• Recessed back	-\$ 4	Specify with recessed back.
<b>Pulls</b>	• Contemporary	No cost	Specify with contemporary pulls.
	• Ledge: 7207 Black	No cost	Specify with 7207 Black ledge pulls.
	• Ledge: 4799 Platinum Metallic	+\$ 6	Specify with 4799 Platinum Metallic ledge pulls.
	• Jazz	+\$ 17 per pull	Specify with jazz pulls.
<b>Counterweights</b>	<b>One-High and 1.5-High low storage with drawers</b>		
	• No counterweight	-\$ 60	Specify with no counterweight.
<b>Lock and Keying</b>	<b>Lock</b>		
	• Polished Chrome	No cost	Specify with 9201 Polished Chrome lock.
	• Ember Chrome	No cost	Specify with 9250 Ember Chrome lock.
	<b>Keying</b>		
	• Factory- and field-installed keying		▶ Page 432
<b>Related Products</b>	• Cushion tops		▶ Page 308
	• Basic cushions		▶ Page 309
	• Storage-to-panel connectors		▶ Page 424
	• Storage filler panels		▶ Page 382

Tip: Recessed-back option available on 18<sup>7</sup>/<sub>8</sub>"D units only.

Tip: Recessed-back option automatically removes top. Specify top separately. ▶ See Answer Beam and Answer Fence Specification Guide.

Tip: Jazz pulls are priced per pull. Ledge pulls are priced per storage unit.

Tip: Counterweight packages are required to ensure product stability and are ordered as an option or separately. Product specification pages indicate the correct counterweight package for each style number and any exceptions where counterweights are not required. ▶ See Counterweight Requirements for Storage Products in the Storage Specification Guide.

Tip: For Answer beam applications that include low storage with overhead/organizer, see Answer Beam and Answer Fence Specification Guide.

## Specification Information

Dimensions			Counterweight Package	Style Number	Base Price
D	W	H			

## One-High

## Open Configuration

18 <sup>7</sup> / <sub>8</sub> "	30"	16 <sup>11</sup> / <sub>32</sub> "	Not required	<b>RELS183015Q</b>	\$ 897
18 <sup>7</sup> / <sub>8</sub> "	36"	16 <sup>11</sup> / <sub>32</sub> "	Not required	<b>RELS183615Q</b>	\$ 958
18 <sup>7</sup> / <sub>8</sub> "	42"	16 <sup>11</sup> / <sub>32</sub> "	Not required	<b>RELS184215Q</b>	\$1058
24"	30"	16 <sup>11</sup> / <sub>32</sub> "	Not required	<b>RELS243015Q</b>	\$ 989
24"	36"	16 <sup>11</sup> / <sub>32</sub> "	Not required	<b>RELS243615Q</b>	\$1051

## One 12"H Drawer

18 <sup>7</sup> / <sub>8</sub> "	30"	16 <sup>11</sup> / <sub>32</sub> "	Included	<b>RELS183015F</b>	\$1153
18 <sup>7</sup> / <sub>8</sub> "	36"	16 <sup>11</sup> / <sub>32</sub> "	Included	<b>RELS183615F</b>	\$1256
24"	30"	16 <sup>11</sup> / <sub>32</sub> "	Included	<b>RELS243015F</b>	\$1245
24"	36"	16 <sup>11</sup> / <sub>32</sub> "	Included	<b>RELS243615F</b>	\$1348

## 1.5-High

## Open-Open Configuration, One 6"H Opening with Fixed Shelf and One 12"H Opening with Fixed Shelf

18 <sup>7</sup> / <sub>8</sub> "	30"	22 <sup>11</sup> / <sub>32</sub> "	Not required	<b>RELS183021QQ</b>	\$ 923
18 <sup>7</sup> / <sub>8</sub> "	36"	22 <sup>11</sup> / <sub>32</sub> "	Not required	<b>RELS183621QQ</b>	\$ 984
18 <sup>7</sup> / <sub>8</sub> "	42"	22 <sup>11</sup> / <sub>32</sub> "	Not required	<b>RELS184221QQ</b>	\$1171
24"	30"	22 <sup>11</sup> / <sub>32</sub> "	Not required	<b>RELS243021QQ</b>	\$1015
24"	36"	22 <sup>11</sup> / <sub>32</sub> "	Not required	<b>RELS243621QQ</b>	\$1076

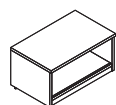
## Drawer-Drawer Configuration, One Box Drawer and One File Drawer

18 <sup>7</sup> / <sub>8</sub> "	30"	22 <sup>11</sup> / <sub>32</sub> "	Included	<b>RELS183021BF</b>	\$1266
18 <sup>7</sup> / <sub>8</sub> "	36"	22 <sup>11</sup> / <sub>32</sub> "	Included	<b>RELS183621BF</b>	\$1368
24"	30"	22 <sup>11</sup> / <sub>32</sub> "	Included	<b>RELS243021BF</b>	\$1358
24"	36"	22 <sup>11</sup> / <sub>32</sub> "	Included	<b>RELS243621BF</b>	\$1461

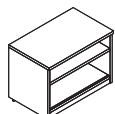
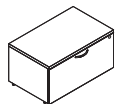
## Open-Drawer Configuration, One 6"H Opening with Fixed Shelf and One 12"H File Drawer

18 <sup>7</sup> / <sub>8</sub> "	30"	22 <sup>11</sup> / <sub>32</sub> "	Included	<b>RELS183021QF</b>	\$1010
18 <sup>7</sup> / <sub>8</sub> "	36"	22 <sup>11</sup> / <sub>32</sub> "	Included	<b>RELS183621QF</b>	\$1071
24"	30"	22 <sup>11</sup> / <sub>32</sub> "	Included	<b>RELS243021QF</b>	\$1112
24"	36"	22 <sup>11</sup> / <sub>32</sub> "	Included	<b>RELS243621QF</b>	\$1174

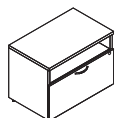
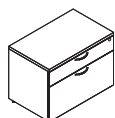
► Specification Information, continued on next page



Tip: 42"W open configuration has a center support.



Tip: 42"W open configuration has a center support.



SIN 711.3

► Specification Information, continued from previous page

Specification Information					
Dimensions			Counterweight Package	Style Number	Base Price
D	W	H			

**Two-High**

**Open-Open Configuration, Two 12"H Openings with Fixed Shelves**

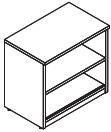
18 <sup>7</sup> / <sub>8</sub> "	30"	28 <sup>11</sup> / <sub>32</sub> "	Not required	<b>RELS183027QQ</b>	\$1015
18 <sup>7</sup> / <sub>8</sub> "	36"	28 <sup>11</sup> / <sub>32</sub> "	Not required	<b>RELS183627QQ</b>	\$1076
18 <sup>7</sup> / <sub>8</sub> "	42"	28 <sup>11</sup> / <sub>32</sub> "	Not required	<b>RELS184227QQ</b>	\$1176
24"	30"	28 <sup>11</sup> / <sub>32</sub> "	Not required	<b>RELS243027QQ</b>	\$1107
24"	36"	28 <sup>11</sup> / <sub>32</sub> "	Not required	<b>RELS243627QQ</b>	\$1169

**Two Hinged Doors without Top**

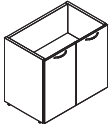
18 <sup>7</sup> / <sub>8</sub> "	30"	27 <sup>11</sup> / <sub>32</sub> "	Not required	<b>RELS183027H</b>	\$1076
18 <sup>7</sup> / <sub>8</sub> "	36"	27 <sup>11</sup> / <sub>32</sub> "	Not required	<b>RELS183627H</b>	\$1179
24"	30"	27 <sup>11</sup> / <sub>32</sub> "	Not required	<b>RELS243027H</b>	\$1174
24"	36"	27 <sup>11</sup> / <sub>32</sub> "	Not required	<b>RELS243627H</b>	\$1271

**Two Hinged Doors with Top**

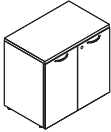
18 <sup>7</sup> / <sub>8</sub> "	30"	28 <sup>11</sup> / <sub>32</sub> "	Not required	<b>RELS183027HT</b>	\$1230
18 <sup>7</sup> / <sub>8</sub> "	36"	28 <sup>11</sup> / <sub>32</sub> "	Not required	<b>RELS183627HT</b>	\$1353
24"	30"	28 <sup>11</sup> / <sub>32</sub> "	Not required	<b>RELS243027HT</b>	\$1353
24"	36"	28 <sup>11</sup> / <sub>32</sub> "	Not required	<b>RELS243627HT</b>	\$1476



Tip: 42"W open configuration has a center support.



Tip: Low storage with hinged doors without top does not lock.

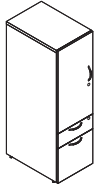


Universal Laminate Enhanced  
One-High, 1.5-High, and  
Two-High Storage

**SIN 711.3**

# Universal Laminate Enhanced Single Door Towers

SIN 711.3



Tip: Counterweight packages are required to ensure product stability and are ordered as an option or separately. Product specification pages indicate the correct counterweight package for each style number and any exceptions where counterweights are not required.

▶ See Counterweight Requirements for Storage Products in the Storage Specification Guide.

Tip: Jazz pulls are priced per pull. Ledge pulls are priced per tower.

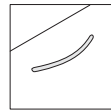
Standard Includes	Required to Specify
-------------------	---------------------

- Case: laminate
- Door and drawer fronts: laminate
- 1"H top: laminate
- Lock, keyed random
- Pulls: metal
- Drawer body: black only
- Four adjustable leveling glides
- Counterweight included

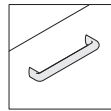
- 1 Style number
  - 2 Laminate color number for case
  - 3 Laminate color number for door and drawer fronts
  - 4 Laminate color number for top
  - 5 Pull (see below under Required Selections)
  - 6 Color number for pulls
  - 7 Color number for lock
  - 8 Options, if selected (see below)
- ▶ See *Surface Materials*, page 448.

Required Selections
---------------------

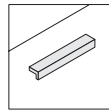
**Pulls**



Contemporary



Jazz



Ledge

Options	Price	Required to Specify
---------	-------	---------------------

**Pulls**

- Contemporary No cost
- Ledge: 7207 Black No cost
- Ledge: 4799 Platinum Metallic +\$ 6
- Jazz +\$17 per pull

Specify with *contemporary pulls*.  
Specify with *7207 Black ledge pulls*.  
Specify with *4799 Platinum Metallic ledge pulls*.  
Specify with *jazz pulls*.

**Lock and Keying**

**Lock**

- Polished Chrome No cost
- Ember Chrome No cost

Specify with *9201 Polished Chrome lock*.  
Specify with *9250 Ember Chrome lock*.

**Keying**

- Factory- and field-installed keying

▶ Page 432

**Specification Information**

Dimensions			Counterweight Package	Style Number	Base Price
D	W	H			

**Tower with Door Hinged on Left**

**With One 6"H Box Drawer and One 12"H File Drawer**

24"	16 <sup>1</sup> / <sub>4</sub> "	41 <sup>25</sup> / <sub>32</sub> "	Included	<b>RESD241542BFL</b>	\$1599
24"	16 <sup>1</sup> / <sub>4</sub> "	47 <sup>31</sup> / <sub>32</sub> "	Included	<b>RESD241548BFL</b>	\$1681
24"	16 <sup>1</sup> / <sub>4</sub> "	54 <sup>1</sup> / <sub>8</sub> "	Included	<b>RESD241554BFL</b>	\$1763
24"	16 <sup>1</sup> / <sub>4</sub> "	66 <sup>1</sup> / <sub>2</sub> "	Included	<b>RESD241566BFL</b>	\$1845

**With Two 12"H File Drawers**

24"	16 <sup>1</sup> / <sub>4</sub> "	41 <sup>25</sup> / <sub>32</sub> "	Included	<b>RESD241542FFL</b>	\$1676
24"	16 <sup>1</sup> / <sub>4</sub> "	47 <sup>31</sup> / <sub>32</sub> "	Included	<b>RESD241548FFL</b>	\$1758
24"	16 <sup>1</sup> / <sub>4</sub> "	54 <sup>1</sup> / <sub>8</sub> "	Included	<b>RESD241554FFL</b>	\$1840
24"	16 <sup>1</sup> / <sub>4</sub> "	66 <sup>1</sup> / <sub>2</sub> "	Included	<b>RESD241566FFL</b>	\$1922

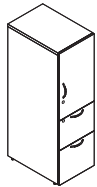
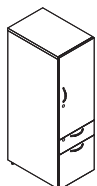
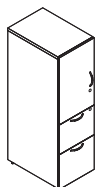

**Tower with Door Hinged on Right**

**With One 6"H Box Drawer and One 12"H File Drawer**

24"	16 <sup>1</sup> / <sub>4</sub> "	41 <sup>25</sup> / <sub>32</sub> "	Included	<b>RESD241542BFR</b>	\$1599
24"	16 <sup>1</sup> / <sub>4</sub> "	47 <sup>31</sup> / <sub>32</sub> "	Included	<b>RESD241548BFR</b>	\$1681
24"	16 <sup>1</sup> / <sub>4</sub> "	54 <sup>1</sup> / <sub>8</sub> "	Included	<b>RESD241554BFR</b>	\$1763
24"	16 <sup>1</sup> / <sub>4</sub> "	66 <sup>1</sup> / <sub>2</sub> "	Included	<b>RESD241566BFR</b>	\$1845

**With Two 12"H File Drawers**

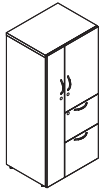
24"	16 <sup>1</sup> / <sub>4</sub> "	41 <sup>25</sup> / <sub>32</sub> "	Included	<b>RESD241542FFR</b>	\$1676
24"	16 <sup>1</sup> / <sub>4</sub> "	47 <sup>31</sup> / <sub>32</sub> "	Included	<b>RESD241548FFR</b>	\$1758
24"	16 <sup>1</sup> / <sub>4</sub> "	54 <sup>1</sup> / <sub>8</sub> "	Included	<b>RESD241554FFR</b>	\$1840
24"	16 <sup>1</sup> / <sub>4</sub> "	66 <sup>1</sup> / <sub>2</sub> "	Included	<b>RESD241566FFR</b>	\$1922



Storage

# Universal Laminate Enhanced Dual Door Towers

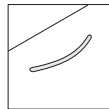
SIN 711.3



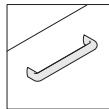
Standard Includes	Required to Specify
<ul style="list-style-type: none"> <li>• Case: laminate</li> <li>• Door and drawer fronts: laminate</li> <li>• 1"H top: laminate</li> <li>• Lock, keyed random</li> <li>• Pulls: metal</li> <li>• Drawer body: black only</li> <li>• Coat hook: brushed nickel only</li> <li>• Four adjustable leveling glides</li> <li>• Counterweight included on units 18"D with two file drawers</li> </ul>	<ol style="list-style-type: none"> <li>1 Style number</li> <li>2 Laminate color number for case</li> <li>3 Laminate color number for door and drawer fronts</li> <li>4 Laminage color number for top</li> <li>5 Pull (see below under Required Selections)</li> <li>6 Color number for pulls</li> <li>7 Color number for lock</li> <li>8 Options, if selected (see below)</li> </ol> <p>▶ See <i>Surface Materials</i>, page 448.</p>

## Required Selections

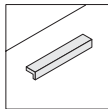
**Pulls**



Contemporary



Jazz



Ledge

Options	Price	Required to Specify
<p><b>Pulls</b></p> <ul style="list-style-type: none"> <li>• Contemporary</li> <li>• Ledge: 7207 Black</li> <li>• Ledge: 4799 Platinum Metallic</li> <li>• Jazz</li> </ul>	<p>No cost</p> <p>No cost</p> <p>+\$ 6</p> <p>+\$17 per pull</p>	<p>Specify with <i>contemporary pulls</i>.</p> <p>Specify with <i>7207 Black ledge pulls</i>.</p> <p>Specify with <i>4799 Platinum Metallic ledge pulls</i>.</p> <p>Specify with <i>jazz pulls</i>.</p>
<p><b>Lock and Keying</b></p> <p><b>Lock</b></p> <ul style="list-style-type: none"> <li>• Polished Chrome</li> <li>• Ember Chrome</li> </ul> <p><b>Keying</b></p> <ul style="list-style-type: none"> <li>• Factory- and field-installed keying</li> </ul>	<p>No cost</p> <p>No cost</p>	<p>Specify with <i>9201 Polished Chrome lock</i>.</p> <p>Specify with <i>9250 Ember Chrome lock</i>.</p> <p>▶ Page 432</p>



**Specification Information**

Dimensions			Counterweight Package	Style Number	Base Price
D	W	H			

**Tower with Doors Hinged on Left**

**With One 6"H Box Drawer and One 12"H File Drawer**

18 <sup>7</sup> / <sub>8</sub> "	24"	41 <sup>25</sup> / <sub>32</sub> "	Not required	<b>REDD182442BFL</b>	\$2132
24"	24"	41 <sup>25</sup> / <sub>32</sub> "	Not required	<b>REDD242442BFL</b>	\$2173
18 <sup>7</sup> / <sub>8</sub> "	24"	47 <sup>31</sup> / <sub>32</sub> "	Not required	<b>REDD182448BFL</b>	\$2204
24"	24"	47 <sup>31</sup> / <sub>32</sub> "	Not required	<b>REDD242448BFL</b>	\$2276
18 <sup>7</sup> / <sub>8</sub> "	24"	54 <sup>1</sup> / <sub>8</sub> "	Not required	<b>REDD182454BFL</b>	\$2286
24"	24"	54 <sup>1</sup> / <sub>8</sub> "	Not required	<b>REDD242454BFL</b>	\$2327
18 <sup>7</sup> / <sub>8</sub> "	24"	66 <sup>1</sup> / <sub>2</sub> "	Not required	<b>REDD182466BFL</b>	\$2358
24"	24"	66 <sup>1</sup> / <sub>2</sub> "	Not required	<b>REDD242466BFL</b>	\$2399

**With Two 12"H File Drawers**

18 <sup>7</sup> / <sub>8</sub> "	24"	41 <sup>25</sup> / <sub>32</sub> "	Included	<b>REDD182442FFL</b>	\$2194
24"	24"	41 <sup>25</sup> / <sub>32</sub> "	Not required	<b>REDD242442FFL</b>	\$2235
18 <sup>7</sup> / <sub>8</sub> "	24"	47 <sup>31</sup> / <sub>32</sub> "	Included	<b>REDD182448FFL</b>	\$2245
24"	24"	47 <sup>31</sup> / <sub>32</sub> "	Not required	<b>REDD242448FFL</b>	\$2317
18 <sup>7</sup> / <sub>8</sub> "	24"	54 <sup>1</sup> / <sub>8</sub> "	Included	<b>REDD182454FFL</b>	\$2347
24"	24"	54 <sup>1</sup> / <sub>8</sub> "	Not required	<b>REDD242454FFL</b>	\$2388
18 <sup>7</sup> / <sub>8</sub> "	24"	66 <sup>1</sup> / <sub>2</sub> "	Included	<b>REDD182466FFL</b>	\$2419
24"	24"	66 <sup>1</sup> / <sub>2</sub> "	Not required	<b>REDD242466FFL</b>	\$2460

**Tower with Doors Hinged on Right**



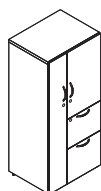

**With One 6"H Box Drawer and One 12"H File Drawers**

18 <sup>7</sup> / <sub>8</sub> "	24"	41 <sup>25</sup> / <sub>32</sub> "	Not required	<b>REDD182442BFR</b>	\$2132
24"	24"	41 <sup>25</sup> / <sub>32</sub> "	Not required	<b>REDD242442BFR</b>	\$2173
18 <sup>7</sup> / <sub>8</sub> "	24"	47 <sup>31</sup> / <sub>32</sub> "	Not required	<b>REDD182448BFR</b>	\$2204
24"	24"	47 <sup>31</sup> / <sub>32</sub> "	Not required	<b>REDD242448BFR</b>	\$2276
18 <sup>7</sup> / <sub>8</sub> "	24"	54 <sup>1</sup> / <sub>8</sub> "	Not required	<b>REDD182454BFR</b>	\$2286
24"	24"	54 <sup>1</sup> / <sub>8</sub> "	Not required	<b>REDD242454BFR</b>	\$2327
18 <sup>7</sup> / <sub>8</sub> "	24"	66 <sup>1</sup> / <sub>2</sub> "	Not required	<b>REDD182466BFR</b>	\$2358
24"	24"	66 <sup>1</sup> / <sub>2</sub> "	Not required	<b>REDD242466BFR</b>	\$2399

**With Two 12"H File Drawers**

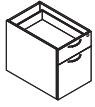
18 <sup>7</sup> / <sub>8</sub> "	24"	41 <sup>25</sup> / <sub>32</sub> "	Included	<b>REDD182442FFR</b>	\$2194
24"	24"	41 <sup>25</sup> / <sub>32</sub> "	Not required	<b>REDD242442FFR</b>	\$2235
18 <sup>7</sup> / <sub>8</sub> "	24"	47 <sup>31</sup> / <sub>32</sub> "	Included	<b>REDD182448FFR</b>	\$2245
24"	24"	47 <sup>31</sup> / <sub>32</sub> "	Not required	<b>REDD242448FFR</b>	\$2317
18 <sup>7</sup> / <sub>8</sub> "	24"	54 <sup>1</sup> / <sub>8</sub> "	Included	<b>REDD182454FFR</b>	\$2347
24"	24"	54 <sup>1</sup> / <sub>8</sub> "	Not required	<b>REDD242454FFR</b>	\$2388
18 <sup>7</sup> / <sub>8</sub> "	24"	66 <sup>1</sup> / <sub>2</sub> "	Included	<b>REDD182466FFR</b>	\$2419
24"	24"	66 <sup>1</sup> / <sub>2</sub> "	Not required	<b>REDD242466FFR</b>	\$2460

Storage



# Universal Laminate Enhanced Fixed Pedestals

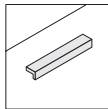
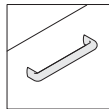
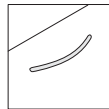
SIN 711.1



Standard Includes	Required to Specify
<ul style="list-style-type: none"> <li>• Case: laminate</li> <li>• Drawer fronts: laminate</li> <li>• Pulls: metal</li> <li>• Full drawer interiors: black only                             <ul style="list-style-type: none"> <li>– One pencil tray on pedestals with box drawers</li> </ul> </li> <li>• Lock, keyed random</li> <li>• Mounting hardware</li> <li>• Four adjustable leveling glides</li> <li>• Counterweight</li> </ul>	<ol style="list-style-type: none"> <li>1 Style number</li> <li>2 Laminate color number for case</li> <li>3 Laminate color number for drawer fronts</li> <li>4 Pull (see below under required selections)</li> <li>5 Color number for pulls</li> <li>6 Color number for lock</li> <li>7 Options, if selected (see below)</li> </ol> <p>▶ See <i>Surface Materials</i>, page 448.</p>

## Required Selections

### Pulls



Contemporary

Jazz

Ledge

Options	Price	Required to Specify
<b>Pulls</b> <ul style="list-style-type: none"> <li>• Contemporary</li> <li>• Ledge: 7207 Black</li> <li>• Ledge: 4799 Platinum Metallic</li> <li>• Jazz</li> </ul>	<ul style="list-style-type: none"> <li>No cost</li> <li>No cost</li> <li>+\$ 6</li> <li>+\$17 per pull</li> </ul>	<ul style="list-style-type: none"> <li>Specify with <i>contemporary pulls</i>.</li> <li>Specify with <i>7207 Black ledge pulls</i>.</li> <li>Specify with <i>4799 Platinum Metallic ledge pulls</i>.</li> <li>Specify with <i>jazz pulls</i>.</li> </ul>
<b>Counterweights</b> <ul style="list-style-type: none"> <li>• Pedestals with drawers</li> <li>• No counterweight</li> </ul>	<ul style="list-style-type: none"> <li>–\$60</li> </ul>	<ul style="list-style-type: none"> <li>Specify with <i>no counterweight</i>.</li> </ul>
<b>Lock and Keying</b> <ul style="list-style-type: none"> <li>• Lock</li> <li>• Polished Chrome</li> <li>• Ember Chrome</li> <li>• Keying</li> <li>• Factory- and field-installed keying</li> </ul>	<ul style="list-style-type: none"> <li>No cost</li> <li>No cost</li> </ul>	<ul style="list-style-type: none"> <li>Specify with <i>9201 Polished Chrome lock</i>.</li> <li>Specify with <i>9250 Ember Chrome lock</i>.</li> <li>▶ Page 432</li> </ul>

*Tip: Jazz pulls are priced per pull. Ledge pulls are priced per fixed pedestal.*

*Tip: Counterweight packages are required to ensure product stability and are ordered as an option or separately. Product specification pages indicate the correct counterweight package for each style number and any exceptions where counterweights are not required.*

▶ See *Counterweight Requirements for Storage Products* in the *Storage Specification Guide*.

**Specification Information**

Dimensions			Counterweight Package	Style Number	Base Price
D	W	H			

**21<sup>11</sup>/<sub>32</sub>"H Fixed Pedestal**

**One Box Drawer and One File Drawer**

24"	15 <sup>17</sup> / <sub>32</sub> "	21 <sup>11</sup> / <sub>32</sub> "	Included	<b>REPD241521BF</b>	\$ 882
-----	------------------------------------	------------------------------------	----------	---------------------	--------

**27<sup>11</sup>/<sub>32</sub>"H Fixed Pedestal**

**Two Box Drawers and One File Drawer**

18 <sup>7</sup> / <sub>8</sub> "	12"	27 <sup>11</sup> / <sub>32</sub> "	Included	<b>REPD181227BBF</b>	\$ 943
18 <sup>7</sup> / <sub>8</sub> "	15 <sup>17</sup> / <sub>32</sub> "	27 <sup>11</sup> / <sub>32</sub> "	Included	<b>REPD181527BBF</b>	\$ 984
24"	12"	27 <sup>11</sup> / <sub>32</sub> "	Included	<b>REPD241227BBF</b>	\$ 984
24"	15 <sup>17</sup> / <sub>32</sub> "	27 <sup>11</sup> / <sub>32</sub> "	Included	<b>REPD241527BBF</b>	\$1025
30"	15 <sup>17</sup> / <sub>32</sub> "	27 <sup>11</sup> / <sub>32</sub> "	Included	<b>REPD301527BBF</b>	\$1066

**Two File Drawers**

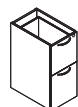
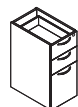
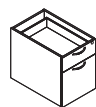
18 <sup>7</sup> / <sub>8</sub> "	12"	27 <sup>11</sup> / <sub>32</sub> "	Included	<b>REPD181227FF</b>	\$ 902
18 <sup>7</sup> / <sub>8</sub> "	15 <sup>17</sup> / <sub>32</sub> "	27 <sup>11</sup> / <sub>32</sub> "	Included	<b>REPD181527FF</b>	\$ 943
24"	12"	27 <sup>11</sup> / <sub>32</sub> "	Included	<b>REPD241227FF</b>	\$ 943
24"	15 <sup>17</sup> / <sub>32</sub> "	27 <sup>11</sup> / <sub>32</sub> "	Included	<b>REPD241527FF</b>	\$ 984
30"	15 <sup>17</sup> / <sub>32</sub> "	27 <sup>11</sup> / <sub>32</sub> "	Included	<b>REPD301527FF</b>	\$1025

**With Doors Hinged Left**

18 <sup>7</sup> / <sub>8</sub> "	10"	27 <sup>11</sup> / <sub>32</sub> "	Not required	<b>REPD181027DL</b>	\$ 718
24"	10"	27 <sup>11</sup> / <sub>32</sub> "	Not required	<b>REPD241027DL</b>	\$ 738

**With Doors Hinged Right**

18 <sup>7</sup> / <sub>8</sub> "	10"	27 <sup>11</sup> / <sub>32</sub> "	Not required	<b>REPD181027DR</b>	\$ 718
24"	10"	27 <sup>11</sup> / <sub>32</sub> "	Not required	<b>REPD241027DR</b>	\$ 738



# Universal Laminate Enhanced Mobile Pedestal

SIN 711.3

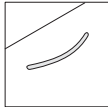


*Tip: Counterweight packages are required to ensure product stability and are ordered as an option or separately. Product specification pages indicate the correct counterweight package for each style number and any exceptions where counterweights are not required.*  
 ▶ See Counterweight Requirements for Storage Products in the Storage Specification Guide.

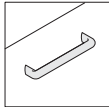
Standard Includes	Required to Specify
<ul style="list-style-type: none"> <li>• Case: laminate</li> <li>• Drawer fronts: laminate</li> <li>• 1"H top: laminate</li> <li>• Pulls: metal</li> <li>• Full drawer interiors: black only                             <ul style="list-style-type: none"> <li>– One pencil tray</li> </ul> </li> <li>• Lock, keyed random</li> <li>• Five hard-composition, non-locking casters: black only</li> <li>• Safety interlock mechanism</li> <li>• Counterweight</li> </ul>	<ol style="list-style-type: none"> <li>1 Style number</li> <li>2 Laminate color number for case</li> <li>3 Laminate color number for drawer fronts</li> <li>4 Laminate color number for top</li> <li>5 Pull (see below under Required Selections)</li> <li>6 Color number for pulls</li> <li>7 Color number for lock</li> <li>8 Options, if selected (see below)</li> </ol> <p>▶ See <i>Surface Materials</i>, page 448.</p>

## Required Selections

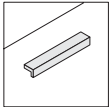
**Pulls**



Contemporary



Jazz



Ledge

Options	Price	Required to Specify
<p><b>Surface Materials</b></p> <p><b>Upholstery on pedestal cushion top</b></p> <ul style="list-style-type: none"> <li>• Fabric price group 1 No cost</li> <li>• Fabric price group 2 +\$ 10</li> <li>• Fabric price group 3 +\$ 40</li> <li>• Fabric price group 4 +\$ 49</li> <li>• Fabric price group 5 +\$ 62</li> <li>• Fabric price group 6 +\$ 87</li> <li>• Fabric price group 7 +\$106</li> <li>• Fabric price group 8 +\$153</li> <li>• Fabric price group 9 +\$196</li> <li>• Fabric price group 10 +\$238</li> <li>• Leather price group +\$610</li> <li>• Select Surfaces leather price group 1 +\$610</li> <li>• Elmosoft leather price group +\$705</li> <li>• Select Surfaces leather price group 2 +\$705</li> <li>• Customer's Own Material (COM) or Customer's Own Leather (COL) +\$ 16</li> </ul>		<p>Specify fabric color number.</p> <p>Specify fabric color number.</p> <p>Specify fabric color number.</p> <p>Specify fabric color number.</p> <p>Specify fabric color number.</p> <p>Specify fabric color number.</p> <p>Specify fabric color number.</p> <p>Specify fabric color number.</p> <p>Specify fabric color number.</p> <p>Specify leather color number.</p> <p>▶ See <i>Surface Materials Reference Manual</i>.</p> <p>Specify Elmosoft leather color number.</p> <p>▶ See <i>Surface Materials</i>, page 448.</p> <p>▶ See <i>Surface Materials Reference Manual</i>.</p> <p>▶ See <i>Surface Materials Reference Manual</i> to specify.</p>
<p><b>Pulls</b></p> <ul style="list-style-type: none"> <li>• Contemporary No cost</li> <li>• Ledge: 7207 Black No cost</li> <li>• Ledge: 4799 Platinum Metallic +\$ 6</li> <li>• Jazz +\$ 17 per pull</li> </ul>		<p>Specify <i>with contemporary pulls</i>.</p> <p>Specify <i>with 7207 Black ledge pulls</i>.</p> <p>Specify <i>with 4799 Platinum Metallic ledge pulls</i>.</p> <p>Specify <i>with jazz pulls</i>.</p>
<p><b>Lock and Keying</b></p> <p><b>Lock</b></p> <ul style="list-style-type: none"> <li>• Polished Chrome No cost</li> <li>• Ember Chrome No cost</li> </ul> <p><b>Keying</b></p> <ul style="list-style-type: none"> <li>• Factory- and field-installed keying</li> </ul>		<p>Specify <i>with 9201 Polished Chrome lock</i>.</p> <p>Specify <i>with 9250 Ember Chrome lock</i>.</p> <p>▶ Page 432</p>

*Tip: Jazz pulls are priced per pull. Ledge pulls are priced per mobile pedestal.*

SIN 711.3

**Specification Information**

• Dimensions			• Counterweight Package	• Style Number	• Base Price
D	W	H			

**Box/File**

18 <sup>7</sup> / <sub>8</sub> "	15 <sup>1</sup> / <sub>2</sub> "	23"	Included	<b>REPD181523BFM</b>	\$974
----------------------------------	----------------------------------	-----	----------	----------------------	-------



**Specification Information**

• Dimensions			• Style Number	• Base Price
D	W	H		

**Pedestal Cushion**

**Pedestal Cushion Top for Field Installation on REPD181523BFM**

18 <sup>7</sup> / <sub>8</sub> "	15 <sup>1</sup> / <sub>2</sub> "	2 <sup>1</sup> / <sub>4</sub> "	<b>REPXTC1815</b>	\$261
----------------------------------	----------------------------------	---------------------------------	-------------------	-------



# Universal Laminate Enhanced Overheads with Sliding Doors, Hinged Doors, or Open Fronts

SIN 711.3

Standard Includes	Required to Specify
<ul style="list-style-type: none"> <li>• Case: laminate</li> <li>• Top: laminate</li> <li>• Sliding door: laminate, if selected</li> <li>• Hinged door: laminate, if selected</li> <li>• Lock, keyed random, on overheads with hinged doors only</li> </ul>	<ol style="list-style-type: none"> <li>1 Style number</li> <li>2 Laminate color number for case</li> <li>3 Laminate color number for top</li> <li>4 Laminate color number for door, if selected</li> <li>5 Bracket selection (see below under Required Selections)</li> <li>6 Options, if selected (see below)</li> </ol> <p>▶ See <i>Surface Materials</i>, page 448.</p>

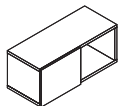
Tip: Specify with no brackets when suspending overhead from a tower, FrameOne stanchion mount, Answer Beam applications, or Answer top cap mount. Additional brackets required. ▶ See Answer Beam and Answer Fence or Benching Specification Guide for specifying information.

Required Selection	Price	Required to Specify
<b>Brackets</b>		
<b>No brackets</b>	No cost	Specify with no brackets.
<b>Attachment brackets</b>		
• Answer panel bracket	+\$ 31	Specify with Answer panel bracket.
• Answer Duo support column	+\$262	Specify with Answer Duo support column.
• 36"W-66"W wall mount bracket	+\$ 94	Specify with wall mount bracket.
• 72"W wall mount bracket	+\$128	Specify with wall mount bracket.

Tip: Overheads with sliding doors do not lock.

Options	Price	Required to Specify
<b>Door</b>		
<b>Sliding door</b>		
• Markerboard door	Prices below and at right	Specify with front option and select markerboard.
<b>Lock and Keying</b>		
<b>Lock</b>		
• Polished Chrome	No cost	Specify with 9201 Polished Chrome lock.
• Ember Chrome	No cost	Specify with 9250 Ember Chrome lock.
<b>Keying</b>		
• Factory- and field-installed keying		▶ Page 432
<b>Related Products</b>		
• Storage-to-beam connectors		▶ Page 424

Specification Information						
Dimensions			Number of Doors	Style Number	Base Price	Option (Add \$ to Base Price)
D	W	H				
						<b>Markerboard Door</b>



## Overhead with Sliding Door

Personal						
D	W	H	Number of Doors	Style Number	Base Price	Option
15¾"	36"	15"	1	<b>RESB153615</b>	\$ 974	+\$168
15¾"	42"	15"	1	<b>RESB154215</b>	\$1128	+\$196
15¾"	48"	15"	1	<b>RESB154815</b>	\$1333	+\$223
15¾"	54"	15"	1	<b>RESB155415</b>	\$1415	+\$251
15¾"	60"	15"	1	<b>RESB156015</b>	\$1491	+\$279
15¾"	66"	15"	1	<b>RESB156615</b>	\$1543	+\$307
15¾"	72"	15"	1	<b>RESB157215</b>	\$1594	+\$335

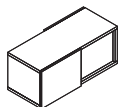
▶ Specification Information, continued on next page

Universal Laminate  
Enhanced Overheads  
with Sliding Doors, Hinged  
Doors, or Open Fronts

SIN 711.3

► Specification Information, continued from previous page

Specification Information						
Dimensions			Number of Doors	Style Number	Base Price	Option
D	W	H				(Add \$ to Base Price)
<b>Markerboard Door</b>						



**Overhead with Sliding Doors**

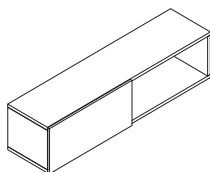
**Shared**

15¾"	36"	15"	2	<b>RESB153615S</b>	\$1179	+\$335
15¾"	42"	15"	2	<b>RESB154215S</b>	\$1333	+\$391
15¾"	48"	15"	2	<b>RESB154815S</b>	\$1538	+\$447
15¾"	54"	15"	2	<b>RESB155415S</b>	\$1620	+\$503
15¾"	60"	15"	2	<b>RESB156015S</b>	\$1696	+\$559
15¾"	66"	15"	2	<b>RESB156615S</b>	\$1748	+\$615
15¾"	72"	15"	2	<b>RESB157215S</b>	\$1799	+\$670

**Overhead with Sliding Door for Use with Answer Beam, Dual-Sided Application**

**Personal**

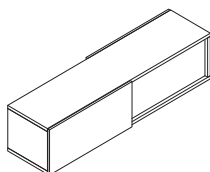
15¾"	61½"	15"	1	<b>RESB156115AB</b>	\$1511	+\$286
15¾"	67½"	15"	1	<b>RESB156715AB</b>	\$1551	+\$314
15¾"	73½"	15"	1	<b>RESB157315AB</b>	\$1602	+\$342



**Overhead with Sliding Door for Use with Answer Beam, Dual-Sided Application**

**Shared**

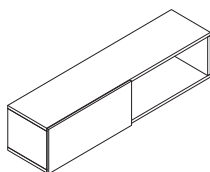
15¾"	61½"	15"	2	<b>RESB156115SAB</b>	\$1716	+\$573
15¾"	67½"	15"	2	<b>RESB156715SAB</b>	\$1756	+\$628
15¾"	73½"	15"	2	<b>RESB157315SAB</b>	\$1809	+\$684



**Overhead with Sliding Door for Use with Answer Beam, Single-Sided Application**

**Personal**

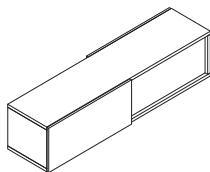
15¾"	63"	15"	1	<b>RESB156315AB</b>	\$1531	+\$293
15¾"	69"	15"	1	<b>RESB156915AB</b>	\$1571	+\$321
15¾"	75"	15"	1	<b>RESB157515AB</b>	\$1622	+\$349



**Overhead with Sliding Door for Use with Answer Beam, Single-Sided Application**

**Shared**

15¾"	63"	15"	2	<b>RESB156315SAB</b>	\$1736	+\$587
15¾"	69"	15"	2	<b>RESB156915SAB</b>	\$1776	+\$642
15¾"	75"	15"	2	<b>RESB157515SAB</b>	\$1829	+\$698



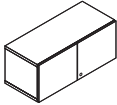
► Specification Information, continued on next page

Universal Laminate Enhanced Overheads with Sliding Doors, Hinged Doors, or Open Fronts, continued

SIN 711.3

► Specification Information, continued from previous page

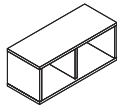
Specification Information					
Dimensions			Number of Doors	Style Number	Base Price
D	W	H			



*Tip: Overheads with three doors will have two doors hinged right. Overheads with four doors will have two doors hinged left, and two hinged right. Doors will always open from the center out.*

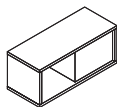
**Overhead with Hinged Doors**

15¾"	36"	15"	2	<b>REHB153615</b>	\$1076
15¾"	42"	15"	3	<b>REHB154215</b>	\$1230
15¾"	48"	15"	3	<b>REHB154815</b>	\$1435
15¾"	54"	15"	3	<b>REHB155415</b>	\$1517
15¾"	60"	15"	3	<b>REHB156015</b>	\$1594
15¾"	66"	15"	4	<b>REHB156615</b>	\$1645
15¾"	72"	15"	4	<b>REHB157215</b>	\$1696



**Overhead with No Doors, Open**

Personal					
15"	36"	15"	N.A.	<b>REQB153615</b>	\$ 769
15"	42"	15"	N.A.	<b>REQB154215</b>	\$ 923
15"	48"	15"	N.A.	<b>REQB154815</b>	\$1128
15"	54"	15"	N.A.	<b>REQB155415</b>	\$1210
15"	60"	15"	N.A.	<b>REQB156015</b>	\$1286
15"	66"	15"	N.A.	<b>REQB156615</b>	\$1338
15"	72"	15"	N.A.	<b>REQB157215</b>	\$1389



**Overhead with No Doors, Open**

Shared					
15"	36"	15"	N.A.	<b>REQB153615S</b>	\$ 871
15"	42"	15"	N.A.	<b>REQB154215S</b>	\$1025
15"	48"	15"	N.A.	<b>REQB154815S</b>	\$1230
15"	54"	15"	N.A.	<b>REQB155415S</b>	\$1312
15"	60"	15"	N.A.	<b>REQB156015S</b>	\$1389
15"	66"	15"	N.A.	<b>REQB156615S</b>	\$1440
15"	72"	15"	N.A.	<b>REQB157215S</b>	\$1491

► Specification Information, continued on next page



Universal Laminate  
Enhanced Overheads  
with Sliding Doors, Hinged  
Doors, or Open Fronts

SIN 711.3

► Specification Information, continued from previous page

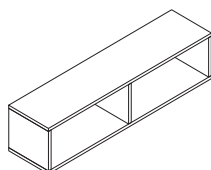
**Specification Information**

• Dimensions			• Number of Doors	• Style Number	• Base Price
D	W	H			

**Overhead with No Doors for Use with Answer Beam, Dual-Sided Application**

**Personal**

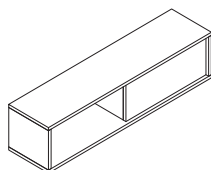
15"	61½"	15"	N.A.	<b>REQB156115AB</b>	\$1306
15"	67½"	15"	N.A.	<b>REQB156715AB</b>	\$1358
15"	73½"	15"	N.A.	<b>REQB157315AB</b>	\$1409



**Overhead with No Doors for Use with Answer Beam, Dual-Sided Application**

**Shared**

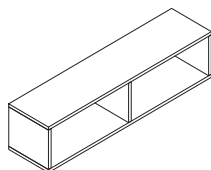
15"	61½"	15"	N.A.	<b>REQB156115SAB</b>	\$1409
15"	67½"	15"	N.A.	<b>REQB156715SAB</b>	\$1460
15"	73½"	15"	N.A.	<b>REQB157315SAB</b>	\$1511



**Overhead with No Doors for Use with Answer Beam, Single-Sided Application**

**Personal**

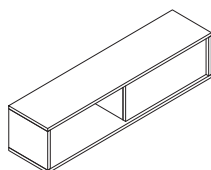
15"	63"	15"	N.A.	<b>REQB156315AB</b>	\$1326
15"	69"	15"	N.A.	<b>REQB156915AB</b>	\$1369
15"	75"	15"	N.A.	<b>REQB157515AB</b>	\$1429



**Overhead with No Doors for Use with Answer Beam, Single-Sided Application**

**Shared**

15"	63"	15"	N.A.	<b>REQB156315SAB</b>	\$1429
15"	69"	15"	N.A.	<b>REQB156915SAB</b>	\$1471
15"	75"	15"	N.A.	<b>REQB157515SAB</b>	\$1531



Storage

# Universal Laminate Enhanced Organizers

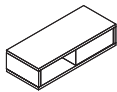
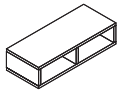
SIN 711.3

Tip: For appropriate use of Answer beam, mid-storage, and stanchion supports, see Answer Beam and Answer Fence Specification Guide.

Tip: Specify with no brackets when suspending organizer from a tower, FrameOne stanchion mount, or Answer top cap mount. Additional brackets required.  
 ▶ See Answer Beam and Answer Fence or Benching Specification Guide for specifying information.

Tip: Answer panel bracket for use on 36"W and 42"W organizers in a non-shared application only.

Tip: Wall mount brackets for use on organizers in a non-shared application only.



Standard Includes	Required to Specify
<ul style="list-style-type: none"> <li>• Case: laminate</li> <li>• Top: laminate</li> </ul>	<ol style="list-style-type: none"> <li>1 Style number</li> <li>2 Laminate color number for case</li> <li>3 Laminate color number for top</li> <li>4 Bracket selection (see below under Required Selections)</li> </ol> <p>▶ See <i>Surface Materials</i>, page 448.</p>

Required to Selections	Price	Required to Specify
<b>Brackets</b> <b>No brackets</b> <ul style="list-style-type: none"> <li>• No brackets</li> </ul>	No cost	Specify with no brackets.
<b>Attachment brackets</b> <ul style="list-style-type: none"> <li>• Answer panel bracket</li> <li>• Answer duo support column</li> <li>• 36"W – 66"W wall mount bracket</li> <li>• 72"W wall mount bracket</li> </ul>	+\$ 31 +\$262 +\$ 94 +\$128	Specify with Answer panel bracket. Specify with Answer Duo support column. Specify with wall mount bracket. Specify with wall mount bracket.

Related Products	Required to Specify
<ul style="list-style-type: none"> <li>• Storage-to-beam connectors</li> </ul>	▶ Page 424

Specification Information				
• Dimensions			• Style	• Base
D	W	H	Number	Price

Personal Organizer				
15"	36"	827/32"	<b>REQB15368</b>	\$ 923
15"	42"	827/32"	<b>REQB15428</b>	\$ 948
15"	48"	827/32"	<b>REQB15488</b>	\$ 974
15"	54"	827/32"	<b>REQB15548</b>	\$ 999
15"	60"	827/32"	<b>REQB15608</b>	\$1025
15"	66"	827/32"	<b>REQB15668</b>	\$1051
15"	72"	827/32"	<b>REQB15728</b>	\$1076

Shared Organizer				
15"	36"	827/32"	<b>REQB15368S</b>	\$ 943
15"	42"	827/32"	<b>REQB15428S</b>	\$ 969
15"	48"	827/32"	<b>REQB15488S</b>	\$ 994
15"	54"	827/32"	<b>REQB15548S</b>	\$1020
15"	60"	827/32"	<b>REQB15608S</b>	\$1046
15"	66"	827/32"	<b>REQB15668S</b>	\$1071
15"	72"	827/32"	<b>REQB15728S</b>	\$1097

▶ **Specification Information, continued on next page**

► Specification Information, continued from previous page

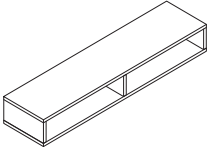
**Specification Information**

• Dimensions			• Style	• Base
D	W	H	Number	Price

**Organizer for Use with Answer Beam, Dual-Sided Application**

**Personal**

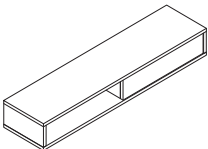
15"	61½"	8 <sup>27</sup> / <sub>32</sub> "	<b>REQB15618AB</b>	\$1035
15"	67½"	8 <sup>27</sup> / <sub>32</sub> "	<b>REQB15678AB</b>	\$1061
15"	73½"	8 <sup>27</sup> / <sub>32</sub> "	<b>REQB15738AB</b>	\$1086



**Organizer for Use with Answer Beam, Dual-Sided Application**

**Shared**

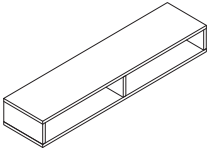
15"	61½"	8 <sup>27</sup> / <sub>32</sub> "	<b>REQB15618SAB</b>	\$1056
15"	67½"	8 <sup>27</sup> / <sub>32</sub> "	<b>REQB15678SAB</b>	\$1081
15"	73½"	8 <sup>27</sup> / <sub>32</sub> "	<b>REQB15738SAB</b>	\$1107



**Organizer for Use with Answer Beam, Single-Sided Application**

**Personal**

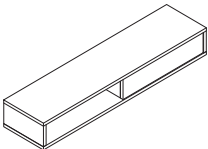
15"	63"	8 <sup>27</sup> / <sub>32</sub> "	<b>REQB15638AB</b>	\$1055
15"	69"	8 <sup>27</sup> / <sub>32</sub> "	<b>REQB15698AB</b>	\$1071
15"	75"	8 <sup>27</sup> / <sub>32</sub> "	<b>REQB15758AB</b>	\$1096



**Organizer for Use with Answer Beam, Single-Sided Application**

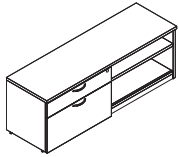
**Shared**

15"	63"	8 <sup>27</sup> / <sub>32</sub> "	<b>REQB15638SAB</b>	\$1066
15"	69"	8 <sup>27</sup> / <sub>32</sub> "	<b>REQB15698SAB</b>	\$1091
15"	75"	8 <sup>27</sup> / <sub>32</sub> "	<b>REQB15758SAB</b>	\$1117



# Universal Laminate Enhanced Credenzas

SIN 711.3



Tip: Counterweight packages are required to ensure product stability and are ordered as an option or separately. Product specification pages indicate the correct counterweight package for each style number and any exceptions where counterweights are not required.

▶ See Counterweight Requirements for Storage Products in the Storage Specification Guide.

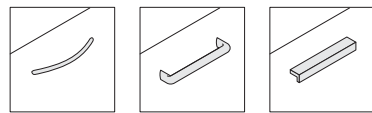
Tip: Jazz pulls are priced per pull. Ledge pulls are priced per credenza.

Tip: When recessed-back option is selected, top is automatically removed. Tops must be specified separately.  
▶ See Answer Beam and Answer Fence Specification Guide.

Standard Includes	Required to Specify
<ul style="list-style-type: none"> <li>Cabinet: laminate</li> <li>Drawer fronts: laminate, if selected</li> <li>1"H top: laminate</li> <li>Pulls: metal</li> <li>Lock, keyed random</li> <li>Storage brace</li> <li>Adjustable leveling glides</li> <li>Counterweight included on units with drawers</li> </ul>	<ol style="list-style-type: none"> <li>Style number</li> <li>Laminate color number for cabinet</li> <li>Laminate color number for drawer fronts, if selected</li> <li>Laminate color number for top</li> <li>Pull (see below under Required Selections)</li> <li>Color number for pulls</li> <li>Color number for lock</li> <li>Options, if selected (see below)</li> </ol> <p>▶ See <i>Surface Materials</i>, page 448.</p>

## Required Selections

### Pulls



Contemporary Jazz Ledge

	Options	Price	Required to Specify
<b>Pulls</b>	<ul style="list-style-type: none"> <li>Contemporary</li> <li>Ledge: 7207 Black</li> <li>Ledge: 4799 Platinum Metallic</li> </ul>	<ul style="list-style-type: none"> <li>No cost</li> <li>No cost</li> <li>+\$ 6</li> </ul>	<ul style="list-style-type: none"> <li>Specify with contemporary pulls.</li> <li>Specify with 7207 Black ledge pulls.</li> <li>Specify with 4799 Platinum Metallic ledge pulls.</li> </ul>
	<ul style="list-style-type: none"> <li>Jazz</li> </ul>	+\$17 per pull	Specify with jazz pulls.
<b>Recessed Back</b>	<ul style="list-style-type: none"> <li>Recessed back</li> </ul>	-\$14	Specify with recessed back.
<b>Lock and Keying</b>	<b>Lock</b> <ul style="list-style-type: none"> <li>Polished Chrome</li> <li>Ember Chrome</li> </ul>	<ul style="list-style-type: none"> <li>No cost</li> <li>No cost</li> </ul>	<ul style="list-style-type: none"> <li>Specify with 9201 Polished Chrome lock.</li> <li>Specify with 9250 Ember Chrome lock.</li> </ul>
	<b>Keying</b> <ul style="list-style-type: none"> <li>Factory- and field-installed keying</li> </ul>		▶ Page 432
<b>Related Products</b>	<ul style="list-style-type: none"> <li>Cushion tops</li> <li>Basic cushions</li> <li>Storage-to-panel connectors</li> <li>Storage filler panels</li> </ul>		<ul style="list-style-type: none"> <li>▶ Page 308</li> <li>▶ Page 309</li> <li>▶ Page 424</li> <li>▶ Page 382</li> </ul>

**Specification Information**

Dimensions			Counterweight Package	Style Number	Base Price
D	W	H			

**Credenzas**

**Box/File Left, Open Right**

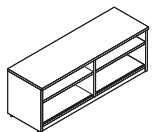
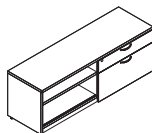
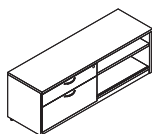
18 <sup>7</sup> / <sub>8</sub> "	42"	22 <sup>11</sup> / <sub>32</sub> "	Included	<b>RECR184221BFL</b>	\$1629
18 <sup>7</sup> / <sub>8</sub> "	48"	22 <sup>11</sup> / <sub>32</sub> "	Included	<b>RECR184821BFL</b>	\$1819
18 <sup>7</sup> / <sub>8</sub> "	60"	22 <sup>11</sup> / <sub>32</sub> "	Included	<b>RECR186021BFL</b>	\$2009
18 <sup>7</sup> / <sub>8</sub> "	72"	22 <sup>11</sup> / <sub>32</sub> "	Included	<b>RECR187221BFL</b>	\$2204

**Box/File Right, Open Left**

18 <sup>7</sup> / <sub>8</sub> "	42"	22 <sup>11</sup> / <sub>32</sub> "	Included	<b>RECR184221BFR</b>	\$1629
18 <sup>7</sup> / <sub>8</sub> "	48"	22 <sup>11</sup> / <sub>32</sub> "	Included	<b>RECR184821BFR</b>	\$1819
18 <sup>7</sup> / <sub>8</sub> "	60"	22 <sup>11</sup> / <sub>32</sub> "	Included	<b>RECR186021BFR</b>	\$2009
18 <sup>7</sup> / <sub>8</sub> "	72"	22 <sup>11</sup> / <sub>32</sub> "	Included	<b>RECR187221BFR</b>	\$2204

**Open/Open**

18 <sup>7</sup> / <sub>8</sub> "	48"	22 <sup>11</sup> / <sub>32</sub> "	Not required	<b>RECR184821QQ</b>	\$1614
18 <sup>7</sup> / <sub>8</sub> "	60"	22 <sup>11</sup> / <sub>32</sub> "	Not required	<b>RECR186021QQ</b>	\$1804
18 <sup>7</sup> / <sub>8</sub> "	72"	22 <sup>11</sup> / <sub>32</sub> "	Not required	<b>RECR187221QQ</b>	\$1999



Tip: For 42"W open/open credenza, see 42"W open low storage.  
▶ Page 302

Storage

# Universal Laminate Enhanced One-High, 1.5-High, and Two-High Storage Filler Panels

SIN 711.3

Standard Includes	Required to Specify
<ul style="list-style-type: none"> <li>• Filler: laminate</li> <li>• Attachment hardware</li> </ul>	<ul style="list-style-type: none"> <li>1 Style number</li> <li>2 Laminate color number for filler</li> <li>▶ See <i>Surface Materials</i>, page 448.</li> </ul>

## Specification Information

Dimensions			Style	Price
D	W	H	Number	

### One-High Filler

1"	5 1/8"	14 5/8"	<b>REPXF15</b>	\$58
----	--------	---------	----------------	------

### 1.5-High Filler

1"	5 1/8"	20 5/8"	<b>REPXF21</b>	\$64
----	--------	---------	----------------	------

### Two-High Filler

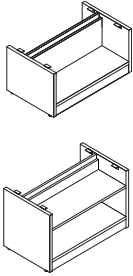
1"	5 1/8"	26 5/8"	<b>REPXF27</b>	\$70
----	--------	---------	----------------	------



# Universal Laminate Enhanced One-High and 1.5-High Storage for Ology Application

Universal Laminate  
Enhanced One-High and  
1.5-High Storage for Ology  
Application

SIN 711.3



Standard Includes	Required to Specify
-------------------	---------------------

- |  |  |
|--|--|
| <ul style="list-style-type: none"> <li>• Case: laminate</li> <li>• No top</li> <li>• Open back</li> <li>• Shelf (for 1.5-High units)</li> <li>• Four adjustable glides</li> <li>• Grommet</li> <li>• Wire manager</li> </ul> | <ol style="list-style-type: none"> <li>1 Style number</li> <li>2 Width (see below under Required Selections)</li> <li>3 Laminate color number for case</li> <li>4 Options, if selected (see below)</li> </ol> <p>▶ See <i>Surface Materials</i>, page 448.</p> |
|--|--|

Required Selections	Price	Required to Specify
---------------------	-------	---------------------

<b>Width</b>	<ul style="list-style-type: none"> <li>• 30"W</li> <li>• 36"W</li> <li>• 42"W</li> </ul>	Price below Price below Price below	Specify with 30"W. Specify with 36"W. Specify with 42"W.
--------------	--	---	--

Options	Price	Required to Specify
---------	-------	---------------------

<b>Back</b>	<ul style="list-style-type: none"> <li>• Open</li> <li>• Finished, One-High</li> <li>• Finished, 1.5-High</li> </ul>	No cost +\$115 +\$120	Specify with <i>open back</i> . Specify with <i>finished back</i> . Specify with <i>finished back</i> .
-------------	--	-----------------------------	---

<b>Related Products</b>	<ul style="list-style-type: none"> <li>• Universal laminate enhanced tops for Ology application</li> <li>• Common tops for Ology application</li> </ul>	▶ Page 384 ▶ Page 394
-------------------------	---	--------------------------

*Tip: Universal laminate enhanced Ology storage always comes without tops. Specify top separately. ▶ See page 384.*

*Tip: The case on One-High and 1.5-High open units 18 1/8"D. When top for Ology is added, the top matches the depth of units with drawers and doors.*

### Specification Information

Style Number	Counterweight Package	Dimensions		Base Prices		
		D	H	30"W	36"W	42"W

### One-High

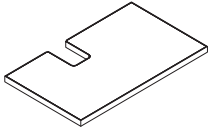
<b>RELS1815QHAD</b>	Not required	18 1/8"	15 11/32"	\$873	\$1064	\$1164

### 1.5-High

<b>RELS1821QQHAD</b>	Not required	18 1/8"	22 11/32"	\$909	\$1110	\$1297

# Universal Laminate Enhanced Tops for Ology Application

SIN 711.3



Tip: Grommet for cutout and Ology wire manager are included with Universal Laminate enhanced storage for Ology Application.

Tip: Universal laminate tops are always 18<sup>7</sup>/<sub>8</sub>"D.

For laminate price group 2 pricing, please refer to the electronic catalog or SmartTools.

Tip: Right-hand or left-hand application is determined by which leg of the Ology desk is located inside the storage.

Standard Includes	Required to Specify
<ul style="list-style-type: none"> <li>1 1<sup>3</sup>/<sub>16</sub>"H top: laminate price group 1</li> <li>Edge: plastic</li> <li>Proud front</li> </ul>	<ol style="list-style-type: none"> <li>Style number</li> <li>Width (see below under Required Selections)</li> <li>Laminate color number for top</li> <li>Plastic color number for edge</li> <li>Application (see below under Required Selections)</li> <li>Options, if selected (see below)</li> </ol> <p>▶ See <i>Surface Materials</i>, page 448.</p>

Required Selections	Price	Required to Specify
<b>Width</b> <ul style="list-style-type: none"> <li>30"W</li> <li>36"W</li> <li>42"W</li> <li>48"W</li> <li>60"W</li> <li>72"W</li> </ul>	Price below Price below Price below Price below Price below Price below	Specify with 30"W. Specify with 36"W. Specify with 42"W. Specify with 48"W. Specify with 60"W. Specify with 72"W.
<b>Application</b> <ul style="list-style-type: none"> <li>Right hand</li> <li>Left hand</li> </ul>	No cost No cost	Specify with right-hand application. Specify with left-hand application.

Options	Price	Required to Specify
<b>Surface Materials</b> <ul style="list-style-type: none"> <li>Laminate price group 2</li> <li>Open Line laminate</li> </ul>	See information at left +\$69 plus cost of laminate	Specify laminate color number. ▶ See <i>Surface Materials Reference Manual</i> .
<b>Related Products</b> <ul style="list-style-type: none"> <li>Universal laminate enhanced One-High and 1.5-High storage for Ology application</li> <li>Universal laminate enhanced credenza for Ology application</li> </ul>		▶ Page 383 ▶ Page 385

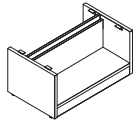
Specification Information								
Style Number	Dimensions		Base Prices					
	D	H	30"W	36"W	42"W	48"W	60"W	72"W
RETCTHADP	18 <sup>7</sup> / <sub>8</sub> "	1 <sup>3</sup> / <sub>16</sub> "	\$222	\$242	\$262	\$282	\$302	\$392



# Universal Laminate Enhanced Credenzas for Ology Application

Universal Laminate  
Enhanced Credenzas for  
Ology Application

SIN 711.3



Tip: Tops must be specified separately.  
▶ See Page 384

Standard Includes	Required to Specify
-------------------	---------------------

- |  |   |
|--|---|
| <ul style="list-style-type: none"> <li>• Cabinet: laminate</li> <li>• No top</li> <li>• Open back</li> <li>• Storage brace</li> <li>• Adjustable leveling glides</li> <li>• Grommet</li> <li>• Wire manager</li> </ul> | <ol style="list-style-type: none"> <li>1 Style number</li> <li>2 Width (see below under Required Selections)</li> <li>3 Laminate color number for cabinet</li> <li>4 Options, if selected (see below)</li> </ol> <p>▶ See <i>Surface Materials</i>, page 448.</p> |
|--|---|

Required Selections	Price	Required to Specify
---------------------	-------	---------------------

<b>Width</b>	<ul style="list-style-type: none"> <li>• 48"W</li> <li>• 60"W</li> <li>• 72"W</li> </ul>	<p>Prices below Prices below Prices below</p> <p>Specify with 48" width. Specify with 60" width. Specify with 72" width.</p>
--------------	--	--

Options	Price	Required to Specify
---------	-------	---------------------

<b>Back</b>	<ul style="list-style-type: none"> <li>• Open</li> <li>• Finished</li> </ul>	<p>No cost +\$125</p> <p>Specify with open back. Specify with finished back.</p>
-------------	--	--

<b>Related Products</b>	<ul style="list-style-type: none"> <li>• Universal laminate enhanced tops for Ology application</li> <li>• Common tops for Ology application</li> <li>• Cushion tops</li> <li>• Basic cushions</li> <li>• Storage filler panels</li> </ul>	<ul style="list-style-type: none"> <li>▶ Page 384</li> <li>▶ Page 394</li> <li>▶ Page 308</li> <li>▶ Page 309</li> <li>▶ Page 382</li> </ul>
-------------------------	--	--

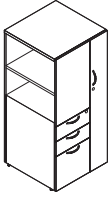
### Specification Information

Style Number	Counterweight Package	Dimensions		Base Prices		
		D	H	48"W	60"W	72"W
<b>RECR1821QQHAD</b>	Not required	18 <sup>1</sup> / <sub>8</sub> "	21 <sup>11</sup> / <sub>32</sub> "	\$1600	\$1990	\$2185

Tip: The case on open units is 18<sup>1</sup>/<sub>8</sub>"D. When top for Ology is added the top matches the depth of units with drawers and doors.

# Universal Laminate Enhanced Side Access Towers

SIN 711.3



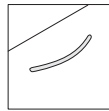
*Tip: Counterweight packages are required to ensure product stability and are ordered as an option or separately. Product specification pages indicate the correct counterweight package for each style number and any exceptions where counterweights are not required.*

▶ See Counterweight Requirements for Storage Products, in the Storage Specification Guide.

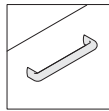
Standard Includes	Required to Specify
<ul style="list-style-type: none"> <li>• Case: laminate</li> <li>• Door and drawer fronts: laminate</li> <li>• 1"H top: laminate</li> <li>• Lock, keyed random</li> <li>• Pulls: metal</li> <li>• Drawer body: black only</li> <li>• Coat hook: brushed nickel only</li> <li>• Four adjustable leveling glides</li> <li>• Counterweight included on units up to 54<sup>1</sup>/<sub>8</sub>"H</li> </ul>	<ol style="list-style-type: none"> <li>1 Style number</li> <li>2 Laminate color number for case</li> <li>3 Laminate color number for door and drawer fronts</li> <li>4 Laminate color number for top</li> <li>5 Pull (see below under Required Selections)</li> <li>6 Color number for pulls</li> <li>7 Color number for lock</li> <li>8 Options, if selected (see below)</li> </ol> <p>▶ See <i>Surface Materials</i>, page 448.</p>

## Required Selections

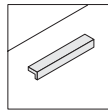
### Pulls



Contemporary



Jazz



Ledge

Options	Price	Required to Specify
<p><b>Pulls</b></p> <ul style="list-style-type: none"> <li>• Contemporary</li> <li>• Ledge: 7207 Black</li> <li>• Ledge: 4799 Platinum Metallic</li> <li>• Jazz</li> </ul>	<ul style="list-style-type: none"> <li>No cost</li> <li>No cost</li> <li>+\$ 6</li> <li>+\$17 per pull</li> </ul>	<p>Specify with <i>contemporary pulls</i>. Specify with <i>7207 Black ledge pulls</i>. Specify with <i>4799 Platinum Metallic ledge pulls</i>. Specify with <i>jazz pulls</i>.</p>
<p><b>Lock and Keying</b></p> <ul style="list-style-type: none"> <li>• Polished Chrome</li> <li>• Ember Chrome</li> </ul> <p><b>Keying</b></p> <ul style="list-style-type: none"> <li>• Factory- and field-installed keying</li> </ul>	<ul style="list-style-type: none"> <li>No cost</li> <li>No cost</li> </ul>	<p>Specify with <i>9201 Polished Chrome lock</i>. Specify with <i>9250 Ember Chrome lock</i>.</p> <p>▶ Page 432</p>

**Specification Information**

Dimensions			Counterweight Package	Style Number	Base Price
D	W	H			

**Tower with Door Hinged on Left**

**With Two 6"H Box Drawers and One 12"H File Drawer**

24"	24"	41 <sup>25</sup> / <sub>32</sub> "	Included	<b>RESA242442BBFL</b>	\$1968
24"	24"	47 <sup>31</sup> / <sub>32</sub> "	Included	<b>RESA242448BBFL</b>	\$2040
24"	24"	54 <sup>1</sup> / <sub>8</sub> "	Included	<b>RESA242454BBFL</b>	\$2112
24"	24"	66 <sup>1</sup> / <sub>2</sub> "	Not required	<b>RESA242466BBFL</b>	\$2183

**With Two 12"H File Drawers**

24"	24"	41 <sup>25</sup> / <sub>32</sub> "	Included	<b>RESA242442FFL</b>	\$1927
24"	24"	47 <sup>31</sup> / <sub>32</sub> "	Included	<b>RESA242448FFL</b>	\$1999
24"	24"	54 <sup>1</sup> / <sub>8</sub> "	Included	<b>RESA242454FFL</b>	\$2071
24"	24"	66 <sup>1</sup> / <sub>2</sub> "	Not required	<b>RESA242466FFL</b>	\$2142

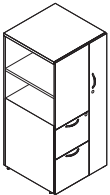
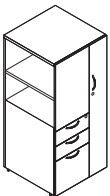

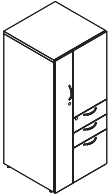
**Tower with Door Hinged on Right**

**With Two 6"H Box Drawers and One 12"H File Drawer**

24"	24"	41 <sup>25</sup> / <sub>32</sub> "	Included	<b>RESA242442BBFR</b>	\$1968
24"	24"	47 <sup>31</sup> / <sub>32</sub> "	Included	<b>RESA242448BBFR</b>	\$2040
24"	24"	54 <sup>1</sup> / <sub>8</sub> "	Included	<b>RESA242454BBFR</b>	\$2112
24"	24"	66 <sup>1</sup> / <sub>2</sub> "	Not required	<b>RESA242466BBFR</b>	\$2183

**With Two 12"H File Drawers**

24"	24"	41 <sup>25</sup> / <sub>32</sub> "	Included	<b>RESA242442FFR</b>	\$1927
24"	24"	47 <sup>31</sup> / <sub>32</sub> "	Included	<b>RESA242448FFR</b>	\$1999
24"	24"	54 <sup>1</sup> / <sub>8</sub> "	Included	<b>RESA242454FFR</b>	\$2071
24"	24"	66 <sup>1</sup> / <sub>2</sub> "	Not required	<b>RESA242466FFR</b>	\$2142



# Universal Laminate Enhanced Wardrobes

SIN 711.3

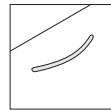


*Tip: Wardrobes must be attached to another wardrobe, another storage unit, or a wall to ensure stability and prevent wardrobe from tipping over. See Assembly Directions for further instruction, available from your Steelcase dealer or call 1-888-783-3522.*

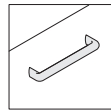
Standard Includes	Required to Specify
<ul style="list-style-type: none"> <li>• Case: laminate</li> <li>• Hinged door: laminate</li> <li>• 1"H top: laminate</li> <li>• Lock, keyed random</li> <li>• Pull: metal</li> <li>• Coat hook: brushed nickel only</li> <li>• Four adjustable leveling glides</li> </ul>	<ol style="list-style-type: none"> <li>1 Style number</li> <li>2 Laminate color number for case</li> <li>3 Laminate color number for hinged door</li> <li>4 Laminate color number for top</li> <li>5 Pull (see below under Required Selections)</li> <li>6 Color number for pull</li> <li>7 Color number for lock</li> <li>8 Options, if selected (see below)</li> </ol> <p>▶ See <i>Surface Materials</i>, page 448.</p>

## Required Selections

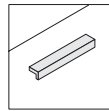
### Pulls



Contemporary



Jazz



Ledge

Options	Price	Required to Specify
<p><b>Pulls</b></p> <ul style="list-style-type: none"> <li>• Contemporary</li> <li>• Ledge: 7207 Black</li> <li>• Ledge: 4799 Platinum Metallic</li> <li>• Jazz</li> </ul>	<p>No cost</p> <p>No cost</p> <p>+\$ 6</p> <p>+\$17 per pull</p>	<p>Specify with <i>contemporary pulls</i>.</p> <p>Specify with <i>7207 Black ledge pulls</i>.</p> <p>Specify with <i>4799 Platinum Metallic ledge pulls</i>.</p> <p>Specify with <i>jazz pulls</i>.</p>
<p><b>Lock and Keying</b></p> <p><b>Lock</b></p> <ul style="list-style-type: none"> <li>• Polished Chrome</li> <li>• Ember Chrome</li> </ul> <p><b>Keying</b></p> <ul style="list-style-type: none"> <li>• Factory- and field-installed keying</li> </ul>	<p>No cost</p> <p>No cost</p>	<p>Specify with <i>9201 Polished Chrome lock</i>.</p> <p>Specify with <i>9250 Ember Chrome lock</i>.</p> <p>▶ Page 432</p>

## Specification Information

Dimensions			Counterweight Package	Style Number	Base Price
D	W	H			

## Wardrobe Tower Hinged Left

18 <sup>7</sup> / <sub>8</sub> "	12"	41 <sup>25</sup> / <sub>32</sub> "	Not required	<b>REWC181242L</b>	\$ 851
24"	12"	41 <sup>25</sup> / <sub>32</sub> "	Not required	<b>REWC241242L</b>	\$ 964
18 <sup>7</sup> / <sub>8</sub> "	12"	47 <sup>31</sup> / <sub>32</sub> "	Not required	<b>REWC181248L</b>	\$ 933
24"	12"	47 <sup>31</sup> / <sub>32</sub> "	Not required	<b>REWC241248L</b>	\$1046
18 <sup>7</sup> / <sub>8</sub> "	12"	54 <sup>1</sup> / <sub>8</sub> "	Not required	<b>REWC181254L</b>	\$1015
24"	12"	54 <sup>1</sup> / <sub>8</sub> "	Not required	<b>REWC241254L</b>	\$1128



## Wardrobe Tower Hinged Right

18 <sup>7</sup> / <sub>8</sub> "	12"	41 <sup>25</sup> / <sub>32</sub> "	Not required	<b>REWC181242R</b>	\$ 851
24"	12"	41 <sup>25</sup> / <sub>32</sub> "	Not required	<b>REWC241242R</b>	\$ 964
18 <sup>7</sup> / <sub>8</sub> "	12"	47 <sup>31</sup> / <sub>32</sub> "	Not required	<b>REWC181248R</b>	\$ 933
24"	12"	47 <sup>31</sup> / <sub>32</sub> "	Not required	<b>REWC241248R</b>	\$1046
18 <sup>7</sup> / <sub>8</sub> "	12"	54 <sup>1</sup> / <sub>8</sub> "	Not required	<b>REWC181254R</b>	\$1015
24"	12"	54 <sup>1</sup> / <sub>8</sub> "	Not required	<b>REWC241254R</b>	\$1128



# Universal Laminate Enhanced Lateral Files

SIN 711.3



## Standard Includes

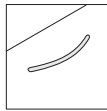
- Case: laminate
- Drawer fronts: laminate
- 1"H top: laminate
- Pulls: metal
- Central lock, keyed random
- Drawer body: black only
- Drawer suspensions: black only
- Four adjustable leveling glides
- Counterweight

## Required to Specify

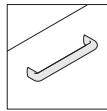
- 1 Style number
  - 2 Laminate color number for case
  - 3 Laminate color number for drawer fronts
  - 4 Laminate color number for top
  - 5 Pull (see below under Required Selections)
  - 6 Color number for pulls
  - 7 Color number for lock
  - 8 Options, if selected (see below)
- ▶ See *Surface Materials*, page 448.

## Required Selections

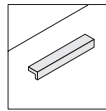
### Pulls



Contemporary



Jazz

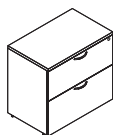


Ledge

	Options	Price	Required to Specify
<b>Top</b>	<b>No top</b> <ul style="list-style-type: none"> <li>• 18<sup>7</sup>/<sub>8</sub>"D x 30"W</li> <li>• 18<sup>7</sup>/<sub>8</sub>"D x 36"W</li> <li>• 24"D x 30"W</li> <li>• 24"D x 36"W</li> </ul>	-\$154 -\$174 -\$179 -\$205	Specify with no top. Specify with no top. Specify with no top. Specify with no top.
<b>Recessed Back</b>	<b>Two-High</b> <ul style="list-style-type: none"> <li>• Recessed back</li> </ul>	-\$ 4	Specify with recessed back.
<b>Pulls</b>	<ul style="list-style-type: none"> <li>• Contemporary</li> <li>• Ledge: 7207 Black</li> <li>• Ledge: 4799 Platinum Metallic</li> <li>• Jazz</li> </ul>	No cost No cost +\$ 6 +\$ 17 per pull	Specify with contemporary pulls. Specify with 7207 Black ledge pulls. Specify with 4799 Platinum Metallic ledge pulls. Specify with jazz pulls.
<b>Counterweights</b>	<b>Two drawer lateral files</b> <ul style="list-style-type: none"> <li>• No counterweight</li> </ul>	-\$120	Specify with no counterweight.
<b>Lock and Keying</b>	<b>Lock</b> <ul style="list-style-type: none"> <li>• Polished Chrome</li> <li>• Ember Chrome</li> </ul> <b>Keying</b> <ul style="list-style-type: none"> <li>• Factory- and field-installed keying</li> </ul>	No cost No cost	Specify with 9201 Polished Chrome lock. Specify with 9250 Ember Chrome lock. ▶ Page 432

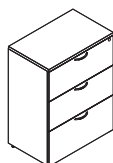
**Specification Information**

Dimensions			Counterweight Package	Style Number	Base Price
D	W	H			



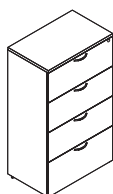
**Two 12"H Drawers**

18 <sup>7</sup> / <sub>8</sub> "	30"	28 <sup>11</sup> / <sub>32</sub> "	Included	<b>RELF1830272DRW</b>	\$1394
18 <sup>7</sup> / <sub>8</sub> "	36"	28 <sup>11</sup> / <sub>32</sub> "	Included	<b>RELF1836272DRW</b>	\$1517
24"	30"	28 <sup>11</sup> / <sub>32</sub> "	Included	<b>RELF2430272DRW</b>	\$1507
24"	36"	28 <sup>11</sup> / <sub>32</sub> "	Included	<b>RELF2436272DRW</b>	\$1630



**Three 12"H Drawers**

18 <sup>7</sup> / <sub>8</sub> "	30"	40 <sup>5</sup> / <sub>16</sub> "	Included	<b>RELF1830413DRW</b>	\$2153
18 <sup>7</sup> / <sub>8</sub> "	36"	40 <sup>5</sup> / <sub>16</sub> "	Included	<b>RELF1836413DRW</b>	\$2276



**Four 12"H Drawers**

18 <sup>7</sup> / <sub>8</sub> "	30"	52 <sup>9</sup> / <sub>32</sub> "	Included	<b>RELF1830514DRW</b>	\$2327
18 <sup>7</sup> / <sub>8</sub> "	36"	52 <sup>9</sup> / <sub>32</sub> "	Included	<b>RELF1836514DRW</b>	\$2450



# Universal Laminate Enhanced Bookcases

SIN 711.3

Standard Includes	Required to Specify
<ul style="list-style-type: none"> <li>• Case: laminate</li> <li>• 1"H top: laminate</li> <li>• Adjustable shelves: laminate to match cabinet</li> <li>• Brackets for shelves: brushed nickel only</li> <li>• Four adjustable leveling glides</li> </ul>	<ul style="list-style-type: none"> <li>1 Style number</li> <li>2 Laminate color number for case</li> <li>3 Laminate color number for top</li> <li>▶ See <i>Surface Materials</i>, page 448.</li> </ul>

## Specification Information

• Dimensions			• Counterweight Package	• Style Number	• Price
D	W	H			

### Bookcases with Adjustable Shelves

#### Two Adjustable Shelves


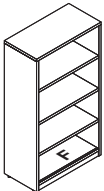
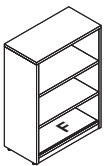
15"	30"	41 <sup>25</sup> / <sub>32</sub> "	Not required	<b>REBC153042</b>	\$1107
15"	36"	41 <sup>25</sup> / <sub>32</sub> "	Not required	<b>REBC153642</b>	\$1128
15"	30"	47 <sup>31</sup> / <sub>32</sub> "	Not required	<b>REBC153048</b>	\$1148
15"	36"	47 <sup>31</sup> / <sub>32</sub> "	Not required	<b>REBC153648</b>	\$1169

#### Three Adjustable Shelves

15"	30"	54 <sup>1</sup> / <sub>8</sub> "	Not required	<b>REBC153054</b>	\$1189
15"	36"	54 <sup>1</sup> / <sub>8</sub> "	Not required	<b>REBC153654</b>	\$1210

#### Four Adjustable Shelves

15"	30"	66 <sup>1</sup> / <sub>2</sub> "	Not required	<b>REBC153066</b>	\$1230
15"	36"	66 <sup>1</sup> / <sub>2</sub> "	Not required	<b>REBC153666</b>	\$1251
15"	30"	72 <sup>11</sup> / <sub>16</sub> "	Not required	<b>REBC153072</b>	\$1322
15"	36"	72 <sup>11</sup> / <sub>16</sub> "	Not required	<b>REBC153672</b>	\$1343



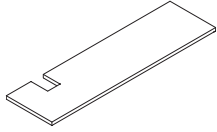
F=Fixed Shelf



**SIN 711.3**

# Common Tops for Ology Application

SIN 711.1



Drawing shows right-hand application, left hand is also available.

Tip: Grommet for cutout and Ology wire manager are included with Universal laminate enhanced storage for Ology application.

Tip: Right-hand or left-hand application is determined by which leg of the Ology desk is located inside the storage.

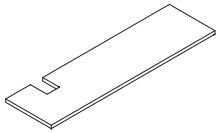
For wood group 2, wood group 3, and laminate price group 2 pricing, please refer to the electronic catalog or SmartTools.

Standard Includes	Required to Specify
<ul style="list-style-type: none"> <li>• 1<math>\frac{3}{16}</math>"H top: laminate price group 1, if selected</li> <li>– Edge: plastic</li> <li>• 1<math>\frac{3}{16}</math>"H top: wood group 1, if selected</li> </ul>	<ol style="list-style-type: none"> <li>1 Style number</li> <li>2 Width (see below under Required Selections)</li> <li>4 Laminate color number for top, if laminate top selected</li> <li>5 Plastic color number for edge, if laminate top selected</li> <li>6 Wood color number on top, if wood top selected</li> <li>7 Front style (see below under Required Selections)</li> <li>8 Application (see below under Required Selections)</li> <li>9 Options, if selected (see below)</li> </ol> <p>▶ See <i>Surface Materials</i>, page 448.</p>

Required Selections	Price	Required to Specify
<b>Width</b> <ul style="list-style-type: none"> <li>• 60"W</li> <li>• 66"W</li> <li>• 72"W</li> <li>• 78"W</li> <li>• 84"W</li> <li>• 90"W</li> <li>• 96"W</li> <li>• 108"W</li> </ul>	<ul style="list-style-type: none"> <li>Prices at right</li> <li>Prices at right</li> <li>Prices at right</li> <li>Prices at right</li> <li>Prices at right</li> <li>Prices at right</li> <li>Prices at right</li> <li>Prices at right</li> </ul>	<ul style="list-style-type: none"> <li>Specify with 60" width.</li> <li>Specify with 66" width.</li> <li>Specify with 72" width.</li> <li>Specify with 78" width.</li> <li>Specify with 84" width.</li> <li>Specify with 90" width.</li> <li>Specify with 96" width.</li> <li>Specify with 108" width.</li> </ul>
<b>Front Style</b> <ul style="list-style-type: none"> <li>• Flush front</li> <li>• Proud front</li> </ul>	<ul style="list-style-type: none"> <li>No cost</li> <li>No cost</li> </ul>	<ul style="list-style-type: none"> <li>Specify with flush front.</li> <li>Specify with proud front.</li> </ul>
<b>Application</b> <ul style="list-style-type: none"> <li>• Right hand</li> <li>• Left hand</li> </ul>	<ul style="list-style-type: none"> <li>No cost</li> <li>No cost</li> </ul>	<ul style="list-style-type: none"> <li>Specify with right-hand application.</li> <li>Specify with left-hand application.</li> </ul>

Options	Price	Required to Specify
<b>Surface Materials</b> <ul style="list-style-type: none"> <li>• <b>Laminate top</b> <ul style="list-style-type: none"> <li>• Laminate price group 2</li> <li>• Open Line laminate</li> </ul> </li> </ul>	<ul style="list-style-type: none"> <li>See information at left +\$69 plus cost of laminate</li> </ul>	<ul style="list-style-type: none"> <li>Specify laminate color number.</li> <li>▶ See <i>Surface Materials Reference Manual</i>.</li> </ul>
<ul style="list-style-type: none"> <li>• <b>Wood veneer top</b> <ul style="list-style-type: none"> <li>• Wood group 2</li> <li>• Wood group 3</li> <li>• Customiz stain</li> <li>• Full-fill finish on wood group 1</li> </ul> </li> </ul>	<ul style="list-style-type: none"> <li>See information at left</li> <li>See information at left</li> <li>No cost</li> <li>Prices at right</li> </ul>	<ul style="list-style-type: none"> <li>Specify with wood veneer and indicate wood color number.</li> <li>Specify with wood veneer and indicate wood color number.</li> <li>Specify with customiz stain.</li> <li>▶ See <i>Surface Materials Reference Manual</i>.</li> <li>Specify with full-fill finish and select wood finish number.</li> <li>▶ See <i>Surface Materials Reference Manual</i>.</li> </ul>

SIN 711.1



Tip: Specify proud front for use in applications with Universal laminate enhanced storage.

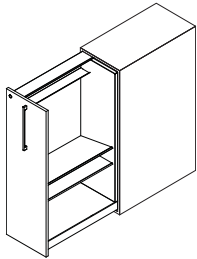
Tip: Can not order veneer on 108"W common top.

**Specification Information**

Style Number	Dimensions		W	Base Price		Options
	Flush Front	Proud Front		Laminate	Wood Group 1	Full-Fill Finish on Wood Group 1
<b>RATCTHAD</b>	18"	18 <sup>7</sup> / <sub>8</sub> "	60"	\$302	\$ 679	+\$47
	18"	18 <sup>7</sup> / <sub>8</sub> "	66"	\$349	\$ 715	+\$47
	18"	18 <sup>7</sup> / <sub>8</sub> "	72"	\$392	\$ 751	+\$47
	18"	18 <sup>7</sup> / <sub>8</sub> "	78"	\$498	\$ 898	+\$47
	18"	18 <sup>7</sup> / <sub>8</sub> "	84"	\$563	\$1021	+\$69
	18"	18 <sup>7</sup> / <sub>8</sub> "	90"	\$627	\$1080	+\$69
	18"	18 <sup>7</sup> / <sub>8</sub> "	96"	\$690	\$1190	+\$69
	18"	18 <sup>7</sup> / <sub>8</sub> "	108"	\$830	N.A.	N.A.

# High-Density Storage

SIN 711.3



Drawing shows left-hand application, right-hand application is also available.

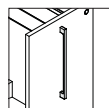
Tip: Shelf comes standard with 12"W storage. Bag drop is not available on 12"W storage.

Tip: Nile pull will default as the standard pull, you must confirm this selection or specify an optional pull.

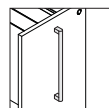
Standard Includes	Required to Specify
<ul style="list-style-type: none"> <li>• Case: laminate price group 1</li> <li>• Drawer front: laminate to match case</li> <li>• Case interior: paint</li> <li>• Mirror</li> <li>• Nile pull: metal</li> <li>• Lock, keyed random: 9201 Polished Chrome</li> <li>• Four adjustable leveling glides</li> <li>• Vertical grain direction</li> <li>• Shelf, if 12"W is selected</li> </ul>	<ol style="list-style-type: none"> <li>1 Style number</li> <li>2 Case width (see below under Required Selections)</li> <li>3 Case depth (see below under Required Selections)</li> <li>4 Case height (see below under Required Selections)</li> <li>5 Laminate color number for case and drawer front</li> <li>6 Paint color number for case interior</li> <li>7 Handedness (see below under Required Selections)</li> <li>8 Interior configuration (see below under Required Selections)</li> <li>9 Pull (see below under Required Selections)</li> <li>10 Metal color number for pulls</li> <li>11 Options, if selected (see below)</li> </ol> <p>▶ See <i>Surface Materials</i>, page 448.</p>

	Required Selections	Price	Required to Specify
<b>Case Width</b>	<ul style="list-style-type: none"> <li>• 12"W</li> <li>• 15"W</li> </ul>	Prices at right Prices at right	Specify with 12" width. Specify with 15" width.
<b>Case Depth</b>	<ul style="list-style-type: none"> <li>• 24"D</li> <li>• 30"D</li> </ul>	Prices at right Prices at right	Specify with 24" depth. Specify with 30" depth.
<b>Case Height</b>	<ul style="list-style-type: none"> <li>• 42"H</li> <li>• 48"H</li> </ul>	No cost +\$179	Specify with 42" height. Specify with 48" height.
<b>Handedness</b>	<ul style="list-style-type: none"> <li>• Left hand</li> <li>• Right hand</li> </ul>	No cost No cost	Specify left hand. Specify right hand.
<b>Interior Configuration</b>	<p><b>12"W storage</b></p> <ul style="list-style-type: none"> <li>• Shelf</li> </ul> <p><b>15"W storage</b></p> <ul style="list-style-type: none"> <li>• Bag drop</li> <li>• Shelf</li> </ul>	\$ 103 Included in Base Price  No cost +\$103	Specify with shelf.  Specify with bag drop. Specify with shelf.

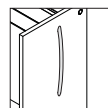
**Pull**



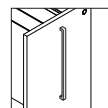
Nile pull



Bar pull



Contemporary pull



Jazz pull

	Options	Price	Required to Specify
<b>Front Color Scheme</b>	<ul style="list-style-type: none"> <li>• Non contrasting</li> <li>• Contrasting</li> </ul>	No cost +\$ 46	Specify with non contrasting. Specify with contrasting.
<b>Surface Materials</b>	<p><b>Laminate on case</b></p> <ul style="list-style-type: none"> <li>• Laminate price group 2</li> <li>• Open Line laminate</li> </ul> <p><b>Laminate on contrasting case front</b></p> <ul style="list-style-type: none"> <li>• Laminate price group 2 on case front</li> <li>• Open Line laminate on case front</li> </ul>	See information at left +\$ 69 plus cost of laminate  See information at left +\$ 69 plus cost of laminate	Specify laminate color number. ▶ See <i>Surface Material Reference Manual</i> .  Specify laminate color number. ▶ See <i>Surface Material Reference Manual</i> .

▶ Options, continued on next page

For laminate price group 2 pricing, please refer to the electronic catalog or SmartTools.

## ► Options, continued from previous page

Tip: Wood group 2 and 3 upcharges are in addition to wood group 1 upcharge.

	Options	Price	Required to Specify
<b>Surface Materials, continued</b>	<b>Wood veneer for non-contrasting color scheme</b>		
	• Wood group 1	+\$1230	Specify with <i>wood veneer</i> and indicate wood color number.
	• Wood group 2	+\$ 291	Specify with <i>wood veneer</i> and indicate wood color number.
	• Wood group 3	+\$1015	Specify with <i>wood veneer</i> and indicate wood color number.
	• Customiz stain	No cost	Specify with <i>Customiz stain</i> .
	<b>Wood veneer for contrasting color scheme</b>		
	• For case front		
	– Wood group 1	+\$ 246	Specify with <i>wood veneer</i> and indicate wood color number.
	– Wood group 2	+\$ 57	Specify with <i>wood veneer</i> and indicate wood color number.
	– Wood group 3	+\$ 206	Specify with <i>wood veneer</i> and indicate wood color number.
	– Customiz stain	No cost	Specify with <i>Customiz stain</i> .
	• For case		
	– Wood group 1	+\$ 984	Specify with <i>wood veneer</i> and indicate wood color number.
– Wood group 2	+\$ 234	Specify with <i>wood veneer</i> and indicate wood color number.	
– Wood group 3	+\$ 809	Specify with <i>wood veneer</i> and indicate wood color number.	
– Customiz stain	No cost	Specify with <i>Customiz stain</i> .	
<b>Paint for case interior</b>			
• Paint price group 1	No cost	Specify paint color number.	
• Paint price group 2	+\$ 59	Specify paint color number.	
• Paint price group 3	+\$ 152	Specify paint color number.	
<b>Pull</b>	<b>Laminate or wood fronts</b>		
	• Nile	No cost	Specify with <i>nile pull</i> .
	• Bar	No cost	Specify with <i>bar pull</i> .
	• Contemporary	–\$ 26	Specify with <i>contemporary pull</i> .
	• Jazz	–\$ 9	Specify with <i>jazz pull</i> .
<b>Light</b>	• Light	+\$ 215	Specify with <i>light</i> .
<b>Coat Closet</b>	• Coat closet	+\$ 51	Specify with <i>coat closet</i> .
<b>Grain Direction</b>	• Horizontal	No cost	Specify with <i>horizontal grain direction</i> .
<b>Magnetic Board</b>	<b>One magnetic board</b>		Specify Cogent: Connect fabric number. Specify Billiard Multi-Use by Designtex fabric number.
	• Fabric price group 2	+\$ 123 +\$154	
	• Fabric price group 3	+\$ 153 +\$184	
	<b>Two magnetic boards</b>		Specify Cogent: Connect fabric number. Specify Billiard Multi-Use by Designtex fabric number.
	• Fabric price group 2	+\$ 246 +\$308	
	• Fabric price group 3	+\$ 306 +\$338	
<b>Lock and Keying</b>	<b>Lock</b>		Specify with <i>9250 Ember Chrome lock</i> .
	• Ember Chrome	No cost	
	<b>Keying</b>		
	• Factory and field-installed keying		► Page 432
<b>Related Products</b>	• Worksurface support bracket		► Page 393
	• Panel connector bracket		► Page 393

Tip: Wood group 2 and 3 upcharges are in addition to wood group 1 upcharge.

Tip: Light is available with bag drop configuration only.

Tip: Magnetic boards are not available on 12"W storage.

## ► Specifying Information, on next page

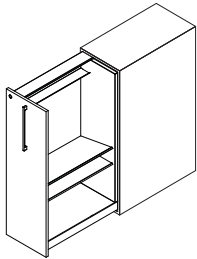
High-Density Storage, continued

SIN 711.3

► Options, on previous page

**Specification Information**

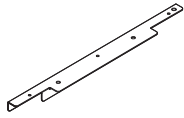
• Style • Number	• Dimensions • W	• Base Prices	
		• 24" D	• 30" D
<b>HDSTG</b>	12"	\$2697	\$2947
	15"	\$2774	\$3024



# High-Density Storage Accessories

SIN 711.3

## Worksurface Support Bracket



Standard Includes	Required to Specify
-------------------	---------------------

- Bracket: paint
- Attachment hardware

- 1 Style number
  - 2 Depth (see below under Required Selections)
  - 3 Paint color number for bracket
- ▶ See *Surface Materials*, page 448.

Required Selections	Price	Required to Specify
---------------------	-------	---------------------

<b>Depth</b>	<ul style="list-style-type: none"> <li>• 24"D</li> <li>• 30"D</li> </ul>	No cost No cost Specify with 24"D bracket. Specify with 30"D bracket.
--------------	--	--

<b>Related Products</b>	<ul style="list-style-type: none"> <li>• High-density storage</li> </ul>	▶ Page 396
-------------------------	--	------------

### Specification Information

Style Number	Price
HDWS	\$119

## Panel Connector Bracket



Standard Includes	Required to Specify
-------------------	---------------------

- Connector bracket

- 1 Style number
- 2 Handedness (see below under Required Selections)

Required Selections	Price	Required to Specify
---------------------	-------	---------------------

<b>Handedness</b>	<ul style="list-style-type: none"> <li>• Left hand</li> <li>• Right hand</li> </ul>	No cost No cost Specify left hand. Specify right hand.
-------------------	---	---

<b>Related Products</b>	<ul style="list-style-type: none"> <li>• High-density storage</li> </ul>	▶ Page 396
-------------------------	--	------------

### Specification Information

Style Number	Dimensions H	Price
HDPNLCNT	39 <sup>5</sup> / <sub>8</sub> "	\$86

# 200 Series Lateral Files

With Flush Steel Fronts

SIN 711.3



*Tip: Security top reduces overall height by approximately 1".*

*Tip: Laminate and wood veneer tops are 3/16" taller than other tops and will add 3/16" to overall case height.*

**For wood group 2, wood group 3, and laminate price group 2 pricing,** please refer to the electronic catalog or SmartTools.

*Tip: One hanging folder bar and three dividers are included with each lift-up door with roll-out shelf.*

*Tip: Counterweight packages are required to ensure product stability and are ordered as an option or separately. Product specification pages indicate the correct counterweight package for each style number and any exceptions where counterweights are not required.*  
▶ See *Counterweight Requirements for Storage Products* in the *Storage Specification Guide*.

## Standard Includes

- Flush-front lateral file with full-width pull: paint price group 1
- 1"H top: paint to match file
- Lift-up door with fixed shelf, if selected: paint to match file
- Lock, keyed random: 9201 Polished Chrome
- One label holder per drawer: clear plastic
- Drawer body: black only
- Drawer suspensions: black only
- One hanging folder bar per drawer
- Four adjustable leveling glides
- Ganging hardware
- Counterweight package, if selected

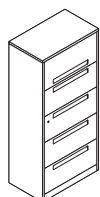
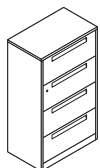
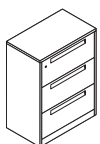
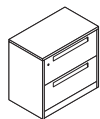
## Required to Specify

- 1 Style number
  - 2 Paint color number for file
  - 3 Options, if selected (see below)
- ▶ See *Surface Materials*, page 448.

	Options	Price	Required to Specify
<b>Surface Materials</b>	<ul style="list-style-type: none"> <li>• Paint price group 1</li> <li>• Paint price group 2</li> <li>• Paint price group 3</li> </ul>	No cost +\$ 75 +\$128	Specify paint color number. Specify paint color number. Specify paint color number.
<b>Tops</b>	<p><b>Security top</b></p> <ul style="list-style-type: none"> <li>• For use on 28"H units only</li> </ul> <p><b>No top on 28"H, 40"H, or 52"H</b></p> <ul style="list-style-type: none"> <li>• For use under a worksurface or beneath a common top</li> </ul> <p><b>Laminate top</b></p> <ul style="list-style-type: none"> <li>• Square edge laminate price group 1 top</li> <li>• Square edge laminate price group 2 top</li> <li>• Open Line laminate on laminate top</li> </ul> <p><b>Wood veneer top</b></p> <ul style="list-style-type: none"> <li>• Wood group 1</li> <li>• Wood group 2</li> <li>• Wood group 3</li> <li>• Customiz stain on wood veneer top</li> </ul>	No cost -\$ 96 +\$134 See information at left +\$ 69 plus cost of laminate +\$404 See information at left See information at left No cost	Specify <i>with security top</i> . Specify <i>with no top</i> . Specify <i>with laminate top</i> and indicate laminate color number for top and plastic color number for edges. Specify <i>with laminate top</i> and indicate laminate color number for top and plastic color number for edges. ▶ See <i>Surface Materials Reference Manual</i> . Specify <i>with wood veneer</i> and indicate wood color number. Specify <i>with wood veneer</i> and indicate wood color number. Specify <i>with wood veneer</i> and indicate wood color number. Specify <i>with Customiz stain</i> . ▶ See <i>Surface Materials Reference Manual</i> .
<b>Drawer Interiors</b>	<ul style="list-style-type: none"> <li>• Rails</li> <li>• Divider package</li> </ul>	+\$ 33 +\$ 26	Specify <i>with rails</i> . Specify <i>with divider package</i> .
<b>Lift-Up Door With Roll-Out Shelf</b>	<ul style="list-style-type: none"> <li>• On 65½"H files</li> </ul>	+\$ 42	Specify <i>with roll-out shelf</i> .
<b>Counterweights</b>	<ul style="list-style-type: none"> <li>• Package 2</li> <li>• Package 3</li> <li>• Package 4</li> </ul>	+\$ 98 +\$112 +\$146	Specify <i>with counterweight</i> . Specify <i>with counterweight</i> . Specify <i>with counterweight</i> .
<b>Lock and Keying</b>	<p><b>Lock</b></p> <ul style="list-style-type: none"> <li>• Ember Chrome</li> </ul> <p><b>Keying</b></p> <ul style="list-style-type: none"> <li>• Factory- and field-installed keying</li> </ul>	No cost	Specify <i>with 9250 Ember Chrome lock</i> . ▶ Page 432
<b>Related Products</b>	<ul style="list-style-type: none"> <li>• Field-installed tops</li> <li>• Storage accessories</li> <li>• Bookends</li> <li>• Counterweight packages</li> </ul>		▶ Pages 409–410 ▶ Pages 416–422 ▶ See <i>Storage Specification Guide</i> . ▶ Page 421



Tip: Height dimension listed is for units with 1" top. Overall height will vary if another top is selected.



### Specification Information

Dimensions			Counterweight Package	Style Number	Base Price
D	W	H			

#### Two 12"H Drawers

18"	30"	28"	Package 3	<b>2LF18302F</b>	\$ 694
18"	36"	28"	Package 4	<b>2LF18362F</b>	\$ 808
18"	42"	28"	Package 4	<b>2LF18422F</b>	\$ 916

#### Three 12"H Drawers

18"	30"	40"	Package 3	<b>2LF18303F</b>	\$ 939
18"	36"	40"	Package 3	<b>2LF18363F</b>	\$1094
18"	42"	40"	Package 3	<b>2LF18423F</b>	\$1238

#### Four 12"H Drawers

18"	30"	52"	Package 3	<b>2LF18304F</b>	\$1199
18"	36"	52"	Package 3	<b>2LF18364F</b>	\$1395
18"	42"	52"	Package 4	<b>2LF18424F</b>	\$1577


#### Four 12"H Drawers and One 13½"H Lift-Up Door with Fixed Shelf

18"	30"	65½"	Package 2	<b>2LF18305F</b>	\$1425
18"	36"	65½"	Package 2	<b>2LF18365F</b>	\$1658
18"	42"	65½"	Package 2	<b>2LF18425F</b>	\$1874

# 800 Series Lateral Files

With Flush Steel Fronts

SIN 711.3



Standard Includes	Required to Specify
<ul style="list-style-type: none"> <li>Flush-front lateral file with 12"H drawers: paint price group 1</li> <li>1"H top: paint to match file</li> <li>800 Series or Avenir-style pulls</li> <li>Lift-up door with fixed shelf, if selected: paint to match file</li> <li>Central lock, keyed random: 9201 Polished Chrome</li> <li>One label holder per drawer: clear plastic</li> <li>Drawer body: black only</li> <li>Drawer suspensions: black only</li> <li>One hanging folder bar per drawer</li> <li>Four adjustable leveling glides</li> <li>Counterweight package, if selected</li> </ul>	<ol style="list-style-type: none"> <li>Style number</li> <li>Paint color number for file</li> <li>Pull style and color number (see below)</li> <li>Options, if selected (see below)</li> </ol> <p>▶ See <i>Surface Materials</i>, page 448.</p>

Options	Price	Required to Specify
<b>Surface Materials</b> <ul style="list-style-type: none"> <li>Paint price group 1</li> <li>Paint price group 2</li> <li>Paint price group 3</li> </ul>	No cost +\$ 75 +\$128	Specify paint color number. Specify paint color number. Specify paint color number.
<b>Pulls</b> <ul style="list-style-type: none"> <li>800 Series pulls: 9201 Polished Chrome</li> <li>800 Series pulls: paint</li> <li>Avenir-style pulls: paint</li> </ul>	No cost No cost No cost	Specify with <i>9201 Polished Chrome 800 Series pulls</i> . Specify with <i>painted 800 Series pulls</i> and select paint color number. Specify with <i>Avenir-style pulls</i> and select paint color number.
<b>Tops</b>		
<b>Security top</b> <ul style="list-style-type: none"> <li>For use on 28"H units only</li> </ul>	No cost	Specify with <i>security top</i> .
<b>No top</b> <ul style="list-style-type: none"> <li>On 18"D x 30"W file</li> <li>On 18"D x 36"W file</li> <li>On 18"D x 42"W file</li> </ul>	-\$ 96 -\$ 96 -\$ 96	Specify with <i>no top</i> . Specify with <i>no top</i> . Specify with <i>no top</i> .
<b>Laminate top</b> <ul style="list-style-type: none"> <li>Square edge laminate price group 1 top</li> <li>Square edge laminate price group 2 top</li> <li>Open Line laminate on laminate top</li> </ul>	+\$134 See information at left +\$ 69 plus cost of laminate	Specify with <i>laminate top</i> and indicate laminate color number for top and plastic color number for edges. Specify with <i>laminate top</i> and indicate laminate color number for top and plastic color number for edges. ▶ See <i>Surface Materials Reference Manual</i> .
<b>Wood veneer top</b> <ul style="list-style-type: none"> <li>Wood group 1</li> <li>Wood group 2</li> <li>Wood group 3</li> <li>Customiz stain on wood veneer top</li> </ul>	+\$404 See information at left See information at left No cost	Specify with <i>wood veneer</i> and indicate wood color number. Specify with <i>wood veneer</i> and indicate wood color number. Specify with <i>wood veneer</i> and indicate wood color number. Specify with <i>Customiz stain</i> . ▶ See <i>Surface Materials Reference Manual</i> .
<b>Drawer Interiors</b> <ul style="list-style-type: none"> <li>Rails</li> <li>Divider package</li> </ul>	+\$ 33 +\$ 26	Specify with <i>rails</i> . Specify with <i>divider package</i> .
<b>Lift-Up Door With Roll-Out Shelf</b> <ul style="list-style-type: none"> <li>On 65½"H files</li> </ul>	+\$ 42	Specify with <i>roll-out shelf</i> .

▶ Options, continued on next page

Tip: Security top reduces overall height by approximately 1"

Tip: Laminate and wood veneer tops are 3/16" taller than other tops and will add 3/16" to overall case height.

**For wood group 2, wood group 3, and laminate price group 2 pricing,** please refer to the electronic catalog or SmartTools.

Tip: One hanging folder bar and three dividers are included with each lift-up door with roll-out shelf.

SIN 711.3

► Options, continued from previous page

Options	Price	Required to Specify
<b>Counterweights</b>	<ul style="list-style-type: none"> <li>• Package 2 +\$ 98</li> <li>• Package 3 +\$112</li> <li>• Package 4 +\$146</li> </ul>	Specify with counterweight. Specify with counterweight. Specify with counterweight.
<b>Lock and Keying</b>	<p><b>Lock</b></p> <ul style="list-style-type: none"> <li>• Ember Chrome No cost</li> </ul> <p><b>Individual lock</b></p> <ul style="list-style-type: none"> <li>• With two drawers +\$125</li> <li>• With three drawers +\$250</li> <li>• With four drawers +\$375</li> </ul> <p><b>Keying</b></p> <ul style="list-style-type: none"> <li>• Factory- and field-installed keying</li> </ul>	Specify with 9250 Ember Chrome lock.  Specify with individual lock. Specify with individual lock. Specify with individual lock.  ► Page 432
<b>Related Products</b>	<ul style="list-style-type: none"> <li>• Field-installed tops</li> <li>• Storage accessories</li> <li>• Bookends</li> <li>• Counterweight packages</li> </ul>	<ul style="list-style-type: none"> <li>► Pages 409–410</li> <li>► Pages 416–422</li> <li>► See Storage Specification Guide.</li> <li>► Page 421</li> </ul>

Tip: Counterweight packages are recommended based on case size and interior options.

► See Specification Information at right.

Tip: Counterweight option should be specified if the cabinet is not ganged to adjacent cabinets or bolted to the floor or wall.

Tip: Counterweight packages ship separately from case and must be installed on site. Tip: 65½"H files with individual lock option do not have a lock in the lift-up door. Lift-up door is locked by the drawer below.

Tip: 65½"H files with individual lock option do not have a lock in the lift-up door. Lift-up door is locked by the drawer below.

Tip: Height dimension listed is for units with 1" top. Overall height will vary if another top is selected.

Specification Information					
Dimensions			Recommended Counterweight Package	Style Number	Base Price
D	W	H			

Lateral Files with Drawers

Two 12"H Drawers

18"	36"	28"	Package 4	<b>8LF18362F</b>	\$1080
18"	42"	28"	Package 4	<b>8LF18422F</b>	\$1220

Three 12"H Drawers

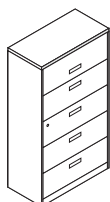
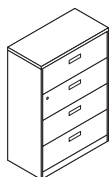
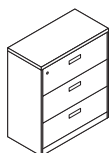

18"	30"	40"	Package 3	<b>8LF18303F</b>	\$1256
18"	36"	40"	Package 3	<b>8LF18363F</b>	\$1462
18"	42"	40"	Package 3	<b>8LF18423F</b>	\$1657

Four 12"H Drawers

18"	36"	52"	Package 3	<b>8LF18364F</b>	\$1914
18"	42"	52"	Package 4	<b>8LF18424F</b>	\$2162

Four 12"H Drawers and One 13½"H Lift-Up Door with Fixed Shelf

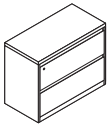
18"	36"	65½"	Package 2	<b>8LF18365F</b>	\$2290
18"	42"	65½"	Package 3	<b>8LF18425F</b>	\$2591



# 900 Series Lateral Files

With Flush Steel Fronts

SIN 711.3



Standard Includes	Required to Specify
<ul style="list-style-type: none"> <li>Flush-front lateral file with integral pulls: paint price group 1</li> <li>1"H top: paint to match file</li> <li>Lift-up door with fixed shelf, if selected: paint to match file</li> <li>Central lock, keyed random: 9201 Polished Chrome</li> <li>One label holder per drawer: clear plastic</li> <li>Drawer body: black only</li> <li>Drawer suspensions: black only</li> <li>One hanging folder bar per drawer</li> <li>Four adjustable leveling glides</li> <li>Ganging hardware</li> <li>Counterweight package, if selected</li> </ul>	<ul style="list-style-type: none"> <li>1 Style number</li> <li>2 Paint color number for file</li> <li>3 Options, if selected (see below)</li> </ul> <p>▶ See <i>Surface Materials</i>, page 448.</p>

Options	Price	Required to Specify
<b>Surface Materials</b> <ul style="list-style-type: none"> <li>Paint price group 1</li> <li>Paint price group 2</li> <li>Paint price group 3</li> </ul>	<ul style="list-style-type: none"> <li>No cost</li> <li>+\$ 75</li> <li>+\$128</li> </ul>	<ul style="list-style-type: none"> <li>Specify paint color number.</li> <li>Specify paint color number.</li> <li>Specify paint color number.</li> </ul>
<b>Tops</b> <p><b>Security top</b></p> <ul style="list-style-type: none"> <li>For use on 28"H units only</li> </ul> <hr/> <p><b>No top on 28"H, 40"H, or 52"H</b></p> <ul style="list-style-type: none"> <li>For use under a worksurface or beneath a common top</li> </ul> <hr/> <p><b>Laminate top</b></p> <ul style="list-style-type: none"> <li>Square edge laminate price group 1 top</li> <li>Square edge laminate price group 2 top</li> <li>Open Line laminate on laminate top</li> </ul> <hr/> <p><b>Wood veneer top</b></p> <ul style="list-style-type: none"> <li>Wood group 1</li> <li>Wood group 2</li> <li>Wood group 3</li> <li>Customiz stain on wood veneer top</li> </ul>	<ul style="list-style-type: none"> <li>No cost</li> <li>-\$ 96</li> <li>+\$134</li> <li>See information at left</li> <li>+\$ 69 plus cost of laminate</li> <li>+\$404</li> <li>See information at left</li> <li>See information at left</li> <li>No cost</li> </ul>	<ul style="list-style-type: none"> <li>Specify with <i>security top</i>.</li> <li>Specify with <i>no top</i>.</li> <li>Specify with <i>laminate top</i> and indicate laminate color number for top and plastic color number for edges.</li> <li>Specify with <i>laminate top</i> and indicate laminate color number for top and plastic color number for edges.</li> <li>▶ See <i>Surface Materials Reference Manual</i>.</li> <li>Specify with <i>wood veneer</i> and indicate wood color number.</li> <li>Specify with <i>wood veneer</i> and indicate wood color number.</li> <li>Specify with <i>wood veneer</i> and indicate wood color number.</li> <li>Specify with <i>Customiz stain</i>.</li> <li>▶ See <i>Surface Materials Reference Manual</i>.</li> </ul>
<b>Drawer Interiors</b> <ul style="list-style-type: none"> <li>Rails</li> <li>Divider package</li> </ul>	<ul style="list-style-type: none"> <li>+\$ 33</li> <li>+\$ 26</li> </ul>	<ul style="list-style-type: none"> <li>Specify with <i>rails</i>.</li> <li>Specify with <i>divider package</i>.</li> </ul>
<b>Counterweights</b> <ul style="list-style-type: none"> <li>Package 3</li> <li>Package 4</li> </ul>	<ul style="list-style-type: none"> <li>+\$112</li> <li>+\$146</li> </ul>	<ul style="list-style-type: none"> <li>Specify with <i>counterweight</i>.</li> <li>Specify with <i>counterweight</i>.</li> </ul>

▶ Options, continued on next page

Tip: Security top reduces overall height by approximately 1".

Tip: Laminate and wood veneer tops are 3/16" taller than other tops and will add 3/16" to overall case height.

**For wood group 2, wood group 3, and laminate price group 2 pricing,** please refer to the electronic catalog or SmartTools.

Tip: One hanging folder bar and three dividers are included with each lift-up door with roll-out shelf.

Tip: Counterweight packages are required to ensure product stability and are ordered as an option or separately. Product specification pages indicate the correct counterweight package for each style number and any exceptions where counterweights are not required.

▶ See *Counterweight Requirements for Storage Products* in the *Storage Specification Guide*.

SIN 711.3

► Options, continued from previous page

Options	Price	Required to Specify
<b>Lock and Keying</b>		
<b>Lock</b>		
• Ember Chrome	No cost	Specify with 9250 Ember Chrome lock.
<b>Individual lock</b>		
• With two drawers	+\$125	Specify with individual lock.
• With three drawers	+\$250	Specify with individual lock.
• With four drawers	+\$375	Specify with individual lock.
<b>Keying</b>		
• Factory- and field-installed keying		► Page 432
<b>Related Products</b>		
• Field-installed tops		► Pages 409–410
• Storage accessories		► Pages 416–422
• Bookends		► See <i>Storage Specification Guide</i> .
• Counterweight packages		► Page 421

Tip: Height dimension listed is for units with 1" top. Overall height will vary if another top is selected.

Specification Information					
Dimensions			Recommended Counterweight Package	Style Number	Base Price
D	W	H			

**Lateral Files with Drawers**

**Two 12"H Drawers**

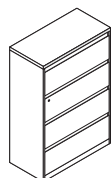
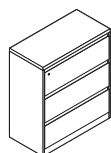
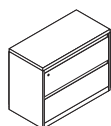
18"	30"	28"	Package 3	<b>9LF18302F</b>	\$ 847
18"	36"	28"	Package 4	<b>9LF18362F</b>	\$ 989
18"	42"	28"	Package 4	<b>9LF18422F</b>	\$1117

**Three 12"H Drawers**

18"	30"	40"	Package 3	<b>9LF18303F</b>	\$1146
18"	36"	40"	Package 3	<b>9LF18363F</b>	\$1334
18"	42"	40"	Package 3	<b>9LF18423F</b>	\$1508

**Four 12"H Drawers**

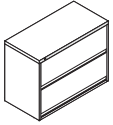
18"	30"	52"	Package 3	<b>9LF18304F</b>	\$1497
18"	36"	52"	Package 3	<b>9LF18364F</b>	\$1743
18"	42"	52"	Package 4	<b>9LF18424F</b>	\$1966



# 900 Series Lateral Files with Lift-Up Doors and Roll-Out Shelves

With Flush Steel Fronts

SIN 711.3



*Tip: Counterweight packages are required to ensure product stability and are ordered as an option or separately. Product specification pages indicate the correct counterweight package for each style number and any exceptions where counterweights are not required.*

▶ See *Counterweight Requirements for Storage Products* in the *Storage Specification Guide*.

Standard Includes		Required to Specify	
<ul style="list-style-type: none"> <li>Flush-front lateral file with integral pulls: paint price group 1</li> <li>1"H top: paint to match file</li> <li>Lift-up doors with roll-out shelves: paint to match file</li> <li>Central lock, keyed random: 9201 Polished Chrome</li> <li>One label holder per door: clear plastic</li> <li>One divider package per roll-out shelf</li> <li>Four adjustable leveling glides</li> <li>Counterweight package, if selected</li> </ul>		<ul style="list-style-type: none"> <li>1 Style number</li> <li>2 Paint color number for file</li> <li>3 Options, if selected (see below)</li> <li>▶ See <i>Surface Materials</i>, page 448.</li> </ul>	
Options	Price	Required to Specify	
<b>Surface Materials</b>	<ul style="list-style-type: none"> <li>Paint price group 1</li> <li>Paint price group 2</li> <li>Paint price group 3</li> </ul>	<ul style="list-style-type: none"> <li>No cost</li> <li>+\$ 75</li> <li>+\$128</li> </ul>	<ul style="list-style-type: none"> <li>Specify paint color number.</li> <li>Specify paint color number.</li> <li>Specify paint color number.</li> </ul>
<b>Roll-Out Shelf Interiors</b>	<ul style="list-style-type: none"> <li>Two hanging folder bars</li> </ul>	No cost	Specify <i>with hanging folder bars</i> .
<b>Counterweights</b>	<ul style="list-style-type: none"> <li>Package 2</li> <li>Package 3</li> <li>Package 4</li> </ul>	<ul style="list-style-type: none"> <li>+\$ 98</li> <li>+\$112</li> <li>+\$146</li> </ul>	<ul style="list-style-type: none"> <li>Specify <i>with counterweight</i>.</li> <li>Specify <i>with counterweight</i>.</li> <li>Specify <i>with counterweight</i>.</li> </ul>
<b>Lock and Keying</b>	<p><b>Lock</b></p> <ul style="list-style-type: none"> <li>Ember Chrome</li> </ul> <p><b>Keying</b></p> <ul style="list-style-type: none"> <li>Factory- and field-installed keying</li> </ul>	No cost	<ul style="list-style-type: none"> <li>Specify <i>with 9250 Ember Chrome lock</i>.</li> <li>▶ Page 432</li> </ul>
<b>Related Products</b>	<ul style="list-style-type: none"> <li>Field-installed tops</li> <li>Storage accessories</li> <li>Bookends</li> <li>Counterweight packages</li> </ul>		<ul style="list-style-type: none"> <li>▶ Pages 409–410</li> <li>▶ Pages 416–422</li> <li>▶ See <i>Storage Specification Guide</i>.</li> <li>▶ Page 421</li> </ul>

**Specification Information**

Dimensions			Recommended Counterweight Package	Style Number	Base Price
D	W	H			

**Lateral Files with Roll-Out Shelves**

**Two 12"H Lift-Up Doors with Roll-Out Shelves**

18"	30"	28"	Package 3	<b>9LF18302AF</b>	\$ 969
18"	36"	28"	Package 4	<b>9LF18362AF</b>	\$1129
18"	42"	28"	Package 4	<b>9LF18422AF</b>	\$1277

**Three 12"H Lift-Up Doors with Roll-Out Shelves**

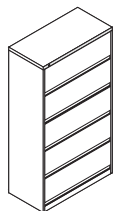
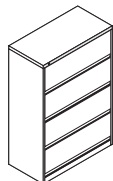
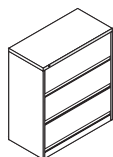
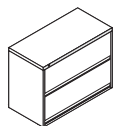
18"	30"	40"	Package 3	<b>9LF18303AF</b>	\$1309
18"	36"	40"	Package 3	<b>9LF18363AF</b>	\$1522
18"	42"	40"	Package 3	<b>9LF18423AF</b>	\$1722

**Four 12"H Lift-Up Doors with Roll-Out Shelves**

18"	30"	52"	Package 3	<b>9LF18304AF</b>	\$1711
18"	36"	52"	Package 3	<b>9LF18364AF</b>	\$1990
18"	42"	52"	Package 4	<b>9LF18424AF</b>	\$2245

**One 13½"H Lift-Up Door with Roll-Out Shelf and Four 12"H Lift-Up Doors with Roll-Out Shelves**

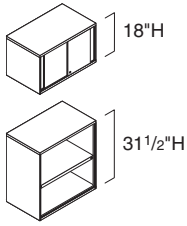
18"	30"	65½"	Package 2	<b>9LF18305AF</b>	\$2051
18"	36"	65½"	Package 2	<b>9LF18365AF</b>	\$2380
18"	42"	65½"	Package 2	<b>9LF18425AF</b>	\$2689



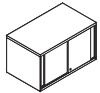
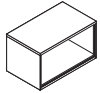
# Overfile Cabinets

With Flush Steel Fronts

SIN 711.3



Tip: Height dimension listed is for units with 1" top. Overall height will vary if another top is selected.



Standard Includes	Required to Specify
-------------------	---------------------

<ul style="list-style-type: none"> <li>Overfile cabinet: paint price group 1</li> <li>1"H top: paint to match cabinet</li> <li>Integral pulls, if sliding door selected: paint to match cabinet</li> <li>Lock, keyed random, if sliding door selected: 9201 Polished Chrome</li> <li>Adjustable shelves, if selected: paint to match cabinet</li> <li>Brackets for adjustable shelves: black</li> <li>Ganging hardware</li> </ul>	<ol style="list-style-type: none"> <li>Style number</li> <li>Paint color number for cabinet</li> <li>Pull style and color number (see below)</li> <li>Options, if selected (see below)</li> </ol> <p>▶ See <i>Surface Materials</i>, page 448.</p>
---	--

Options	Price	Required to Specify
---------	-------	---------------------

<b>Surface Materials</b> <ul style="list-style-type: none"> <li>Paint price group 1</li> <li>Paint price group 2</li> <li>Paint price group 3</li> </ul>	No cost +\$44 +\$75	Specify paint color number. Specify paint color number. Specify paint color number.
<b>Keying</b> <ul style="list-style-type: none"> <li>Factory-installed keying</li> </ul>		▶ Page 432
<b>Related Products</b> <ul style="list-style-type: none"> <li>Adjustable steel standard shelves</li> <li>Storage accessories</li> </ul>		▶ Page 415 ▶ Page 416

Specification Information				
Dimensions			Style	Base
D	W	H	Number	Price


## Open Cabinets

18"	30"	18"	<b>9QF18301AF</b>	\$ 638
18"	36"	18"	<b>9QF18361AF</b>	\$ 698
18"	42"	18"	<b>9QF18421AF</b>	\$ 769
18"	30"	31 1/2"	<b>9QF18302AF</b>	\$ 734
18"	36"	31 1/2"	<b>9QF18362AF</b>	\$ 799
18"	42"	31 1/2"	<b>9QF18422AF</b>	\$ 872

## Cabinets with Sliding Door and Lock

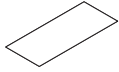
18"	30"	18"	<b>9QF18301BF</b>	\$ 891
18"	36"	18"	<b>9QF18361BF</b>	\$ 973
18"	42"	18"	<b>9QF18421BF</b>	\$1056
18"	30"	31 1/2"	<b>9QF18302BF</b>	\$1037
18"	36"	31 1/2"	<b>9QF18362BF</b>	\$1133
18"	42"	31 1/2"	<b>9QF18422BF</b>	\$1228



# Steel Security Tops

For Use with Flush or Proud Front Products

SIN 711.3



Tip: Tops are for field installation only.

Tip: Security tops should only be used on units that are positioned under a worksurface—these are **NOT** structural tops.

Tip: Security top cannot be installed on a file with a lift-up door in the top position.

Tip: For use with universal steel storage only.

## Standard Includes

- Security top: all paint price groups
- Attachment hardware

## Required to Specify

- 1 Style number
- 2 Paint color number for top
- ▶ See *Surface Materials*, page 448.

## Specification Information

Dimensions D      W	For Use On	Style Number	Price
------------------------	------------	-----------------	-------

### Flush Front

15"	24"	Bookcase	<b>RATF1524</b>	\$98
15"	30"	Bookcase	<b>RATF1530</b>	\$98
15"	36"	Bookcase	<b>RATF1536</b>	\$98
15"	42"	Bookcase	<b>RATF1542</b>	\$98
18"	30"	Lateral file, storage cabinet	<b>RATF1830F</b>	\$98
18"	36"	Lateral file, storage cabinet	<b>RATF1836F</b>	\$98
18"	42"	Lateral file, storage cabinet	<b>RATF1842F</b>	\$98
23½"	30"	Lateral file, storage cabinet	<b>RATF2430F</b>	\$98
23½"	36"	Lateral file, storage cabinet	<b>RATF2436F</b>	\$98

### Proud Front

18⅞"	30"	Lateral file, storage cabinet	<b>RATF1830P</b>	\$98
18⅞"	36"	Lateral file, storage cabinet	<b>RATF1836P</b>	\$98
18⅞"	42"	Lateral file, storage cabinet	<b>RATF1842P</b>	\$98
24"	30"	Lateral file, storage cabinet	<b>RATF2430P</b>	\$98
24"	36"	Lateral file, storage cabinet	<b>RATF2436P</b>	\$98

# Square Edge Tops

For Use with Flush and Proud Front Products

SIN 711.3

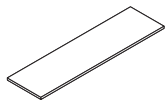
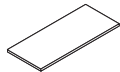
*Tip: Contact Specials for common tops placed over group storage and placed back-to-back to ensure correct sizing for the application.*

*Tip: Attachment hardware ships with the file cabinet. Additional screws can be ordered from Service Parts: 855010126MP (quantity of 100).*

**For wood group 2, wood group 3, and laminate price group 2 pricing,** please refer to the electronic catalog or SmartTools.

*Tip: For use with universal steel storage only.*

*Tip: Your specification is not complete until you add a suffix to the style number to define the front style (for example, RATL1524\_ becomes RATL1524F for a top to be used on a flush front unit).*



Standard Includes	Required to Specify
<ul style="list-style-type: none"> <li>1 3/16"H top with square edge profile on all sides: laminate price group 1 or wood price group 1</li> <li>Attachment hardware</li> </ul>	<ol style="list-style-type: none"> <li>Style number with appropriate front style suffix in the space provided                             <ul style="list-style-type: none"> <li><b>F</b> Flush steel front</li> <li><b>P</b> Proud steel or proud wood front</li> </ul> </li> <li>Laminate or wood color number for top</li> <li>Plastic color number for 1 mm edges of laminate top</li> <li>Options, if selected (see below)                             <ul style="list-style-type: none"> <li>▶ See <i>Surface Materials</i>, page 448.</li> </ul> </li> </ol>

Options	Price	Required to Specify
<b>Surface Materials</b> <b>Laminate top</b> <ul style="list-style-type: none"> <li>Laminate price group 2</li> <li>Open Line laminate</li> </ul>	See information at left +\$69 plus cost of laminate	Specify laminate color number. ▶ See <i>Surface Materials Reference Manual</i> .
<b>Wood veneer top</b> <ul style="list-style-type: none"> <li>Wood group 2</li> <li>Wood group 3</li> <li>Customiz stain on wood veneer top</li> <li>Full-fill finish on wood group 1 veneer</li> </ul>	See information at left See information at left No cost See below	Specify wood color number. Specify wood color number. Specify with <i>Customiz stain</i> . ▶ See <i>Surface Materials Reference Manual</i> . ▶ Specify with <i>full-fill finish</i> and select wood color number. ▶ See <i>Surface Materials Reference Manual</i> .

Specification Information							
Dimensions				Style Number	Base Prices		Option (Add \$ to Base Price)
D	W	H	Flush Steel Front		Proud Steel/Proud Wood	Suffix F	
							Full-Fill Finish on Wood Group 1

## Individual File Laminate Tops

15"	N.A.	24"	1 3/16"	<b>RATL1524_</b>	\$171	N.A.	N.A.
15"	N.A.	30"	1 3/16"	<b>RATL1530_</b>	\$178	N.A.	N.A.
15"	N.A.	36"	1 3/16"	<b>RATL1536_</b>	\$190	N.A.	N.A.
15"	N.A.	42"	1 3/16"	<b>RATL1542_</b>	\$212	N.A.	N.A.
18"	18 7/8"	30"	1 3/16"	<b>RATL1830_</b>	\$186	\$186	N.A.
18"	18 7/8"	36"	1 3/16"	<b>RATL1836_</b>	\$201	\$201	N.A.
18"	18 7/8"	42"	1 3/16"	<b>RATL1842_</b>	\$218	\$218	N.A.
23 1/8"	24"	30"	1 3/16"	<b>RATL2430_</b>	\$206	\$206	N.A.
23 1/8"	24"	36"	1 3/16"	<b>RATL2436_</b>	\$218	\$218	N.A.

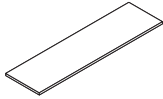
## Laminate Common Tops

15"	N.A.	48 1/16"	1 3/16"	<b>RATCL1548_</b>	\$265	N.A.	N.A.
15"	N.A.	60 1/16"	1 3/16"	<b>RATCL1560_</b>	\$295	N.A.	N.A.
15"	N.A.	66 1/16"	1 3/16"	<b>RATCL1566_</b>	\$341	N.A.	N.A.
15"	N.A.	72 1/16"	1 3/16"	<b>RATCL1572_</b>	\$384	N.A.	N.A.
15"	N.A.	78 1/16"	1 3/16"	<b>RATCL1578_</b>	\$490	N.A.	N.A.

▶ **Specification Information, continued on next page**

## ► Specification Information, continued from previous page

Tip: Your specification is not complete until you add a suffix to the style number to define the front style (for example, RATL1524\_\_ becomes RATL1524F for a top to be used on a flush front unit).



## Specification Information

Dimensions		Style Number		Base Prices		Option
D	W H			Flush Steel Front	Proud Steel or Proud Wood Front	(Add \$ to Base Price)
				Suffix F	Suffix P	Full-Fill Finish on Wood Group 1

## Laminate Common Tops, continued

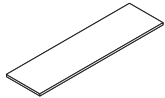
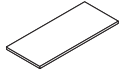
15"	N.A.	84 <sup>1</sup> / <sub>16</sub> "	1 <sup>3</sup> / <sub>16</sub> "	<b>RATCL1584__</b>	\$557	N.A.	N.A.
15"	N.A.	90 <sup>1</sup> / <sub>8</sub> "	1 <sup>3</sup> / <sub>16</sub> "	<b>RATCL1590__</b>	\$617	N.A.	N.A.
15"	N.A.	96 <sup>1</sup> / <sub>8</sub> "	1 <sup>3</sup> / <sub>16</sub> "	<b>RATCL1596__</b>	\$680	N.A.	N.A.
15"	N.A.	108 <sup>1</sup> / <sub>8</sub> "	1 <sup>3</sup> / <sub>16</sub> "	<b>RATCL15108__</b>	\$824	N.A.	N.A.
18"	18 <sup>7</sup> / <sub>8</sub> "	60 <sup>1</sup> / <sub>16</sub> "	1 <sup>3</sup> / <sub>16</sub> "	<b>RATCL1860__</b>	\$302	\$302	N.A.
18"	18 <sup>7</sup> / <sub>8</sub> "	66 <sup>1</sup> / <sub>16</sub> "	1 <sup>3</sup> / <sub>16</sub> "	<b>RATCL1866__</b>	\$349	\$349	N.A.
18"	18 <sup>7</sup> / <sub>8</sub> "	72 <sup>1</sup> / <sub>16</sub> "	1 <sup>3</sup> / <sub>16</sub> "	<b>RATCL1872__</b>	\$392	\$392	N.A.
18"	18 <sup>7</sup> / <sub>8</sub> "	78 <sup>1</sup> / <sub>16</sub> "	1 <sup>3</sup> / <sub>16</sub> "	<b>RATCL1878__</b>	\$498	\$498	N.A.
18"	18 <sup>7</sup> / <sub>8</sub> "	84 <sup>1</sup> / <sub>16</sub> "	1 <sup>3</sup> / <sub>16</sub> "	<b>RATCL1884__</b>	\$563	\$563	N.A.
18"	18 <sup>7</sup> / <sub>8</sub> "	90 <sup>1</sup> / <sub>8</sub> "	1 <sup>3</sup> / <sub>16</sub> "	<b>RATCL1890__</b>	\$627	\$627	N.A.
18"	18 <sup>7</sup> / <sub>8</sub> "	96 <sup>1</sup> / <sub>8</sub> "	1 <sup>3</sup> / <sub>16</sub> "	<b>RATCL1896__</b>	\$690	\$690	N.A.
18"	18 <sup>7</sup> / <sub>8</sub> "	108 <sup>1</sup> / <sub>8</sub> "	1 <sup>3</sup> / <sub>16</sub> "	<b>RATCL18108__</b>	\$830	\$830	N.A.
23 <sup>1</sup> / <sub>8</sub> "	24"	60 <sup>1</sup> / <sub>16</sub> "	1 <sup>3</sup> / <sub>16</sub> "	<b>RATCL2460__</b>	\$317	\$317	N.A.
23 <sup>1</sup> / <sub>8</sub> "	24"	66 <sup>1</sup> / <sub>16</sub> "	1 <sup>3</sup> / <sub>16</sub> "	<b>RATCL2466__</b>	\$355	\$355	N.A.
23 <sup>1</sup> / <sub>8</sub> "	24"	72 <sup>1</sup> / <sub>16</sub> "	1 <sup>3</sup> / <sub>16</sub> "	<b>RATCL2472__</b>	\$401	\$401	N.A.
23 <sup>1</sup> / <sub>8</sub> "	24"	90 <sup>1</sup> / <sub>8</sub> "	1 <sup>3</sup> / <sub>16</sub> "	<b>RATCL2490__</b>	\$671	\$671	N.A.
23 <sup>1</sup> / <sub>8</sub> "	24"	96 <sup>1</sup> / <sub>8</sub> "	1 <sup>3</sup> / <sub>16</sub> "	<b>RATCL2496__</b>	\$737	\$737	N.A.
23 <sup>1</sup> / <sub>8</sub> "	24"	108 <sup>1</sup> / <sub>8</sub> "	1 <sup>3</sup> / <sub>16</sub> "	<b>RATCL24108__</b>	\$890	\$890	N.A.
30 <sup>1</sup> / <sub>16</sub> "	N.A.	48 <sup>1</sup> / <sub>16</sub> "	1 <sup>3</sup> / <sub>16</sub> "	<b>RATCL3048__</b>	\$362	N.A.	N.A.
30 <sup>1</sup> / <sub>16</sub> "	N.A.	60 <sup>1</sup> / <sub>16</sub> "	1 <sup>3</sup> / <sub>16</sub> "	<b>RATCL3060__</b>	\$413	N.A.	N.A.
30 <sup>1</sup> / <sub>16</sub> "	N.A.	66 <sup>1</sup> / <sub>16</sub> "	1 <sup>3</sup> / <sub>16</sub> "	<b>RATCL3066__</b>	\$446	N.A.	N.A.
30 <sup>1</sup> / <sub>16</sub> "	N.A.	72 <sup>1</sup> / <sub>16</sub> "	1 <sup>3</sup> / <sub>16</sub> "	<b>RATCL3072__</b>	\$490	N.A.	N.A.
30 <sup>1</sup> / <sub>16</sub> "	N.A.	78 <sup>1</sup> / <sub>16</sub> "	1 <sup>3</sup> / <sub>16</sub> "	<b>RATCL3078__</b>	\$565	N.A.	N.A.
30 <sup>1</sup> / <sub>16</sub> "	N.A.	84 <sup>1</sup> / <sub>16</sub> "	1 <sup>3</sup> / <sub>16</sub> "	<b>RATCL3084__</b>	\$643	N.A.	N.A.
30 <sup>1</sup> / <sub>16</sub> "	N.A.	90 <sup>1</sup> / <sub>8</sub> "	1 <sup>3</sup> / <sub>16</sub> "	<b>RATCL3090__</b>	\$715	N.A.	N.A.
30 <sup>1</sup> / <sub>16</sub> "	N.A.	96 <sup>1</sup> / <sub>8</sub> "	1 <sup>3</sup> / <sub>16</sub> "	<b>RATCL3096__</b>	\$786	N.A.	N.A.
30 <sup>1</sup> / <sub>16</sub> "	N.A.	108 <sup>1</sup> / <sub>8</sub> "	1 <sup>3</sup> / <sub>16</sub> "	<b>RATCL30108__</b>	\$946	N.A.	N.A.
36 <sup>1</sup> / <sub>16</sub> "	37 <sup>13</sup> / <sub>16</sub> "	36"	1 <sup>3</sup> / <sub>16</sub> "	<b>RATCL3636__</b>	\$382	\$382	N.A.
36 <sup>1</sup> / <sub>16</sub> "	37 <sup>13</sup> / <sub>16</sub> "	72 <sup>1</sup> / <sub>16</sub> "	1 <sup>3</sup> / <sub>16</sub> "	<b>RATCL3672__</b>	\$526	\$526	N.A.
46 <sup>5</sup> / <sub>16</sub> "	48 <sup>1</sup> / <sub>16</sub> "	36"	1 <sup>3</sup> / <sub>16</sub> "	<b>RATCL4836__</b>	\$431	\$431	N.A.
46 <sup>5</sup> / <sub>16</sub> "	48 <sup>1</sup> / <sub>16</sub> "	72 <sup>1</sup> / <sub>16</sub> "	1 <sup>3</sup> / <sub>16</sub> "	<b>RATCL4872__</b>	\$592	\$592	N.A.

## ► Specification Information, continued on next page

Square Edge Tops For Use with Flush and Proud Front Products, continued

SIN 711.3

Tip: Your specification is not complete until you add a suffix to the style number to define the front style (for example, RATL1524\_\_ becomes RATL1524F for a top to be used on a flush front unit).



► Specification Information, continued from previous page

Specification Information							
Dimensions				Style Number	Base Prices		Option (Add \$ to Base Price)
D	W	H	Flush Steel Front		Proud Steel or Proud Wood Front	Suffix F	

**Individual File Wood Tops**

15"	N.A.	24"	13/16"	RATW1524__	\$ 463	N.A.	+\$29
15"	N.A.	30"	13/16"	RATW1530__	\$ 475	N.A.	+\$29
15"	N.A.	36"	13/16"	RATW1536__	\$ 484	N.A.	+\$29
15"	N.A.	42"	13/16"	RATW1542__	\$ 546	N.A.	+\$29
18"	187/8"	30"	13/16"	RATW1830__	\$ 481	\$ 481	+\$29
18"	187/8"	36"	13/16"	RATW1836__	\$ 492	\$ 492	+\$29
18"	187/8"	42"	13/16"	RATW1842__	\$ 554	\$ 554	+\$29
23 1/8"	24"	30"	13/16"	RATW2430__	\$ 499	\$ 499	+\$29
23 1/8"	24"	36"	13/16"	RATW2436__	\$ 513	\$ 513	+\$29

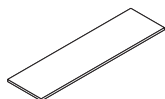
**Wood Common Tops**

15"	N.A.	48 1/16"	13/16"	RATCW1548__	\$ 572	N.A.	+\$29
15"	N.A.	60 1/16"	13/16"	RATCW1560__	\$ 672	N.A.	+\$47
15"	N.A.	66 1/16"	13/16"	RATCW1566__	\$ 706	N.A.	+\$47
15"	N.A.	72 1/16"	13/16"	RATCW1572__	\$ 743	N.A.	+\$47
15"	N.A.	78 1/16"	13/16"	RATCW1578__	\$ 891	N.A.	+\$47
15"	N.A.	84 1/16"	13/16"	RATCW1584__	\$1010	N.A.	+\$47
15"	N.A.	90 1/8"	13/16"	RATCW1590__	\$1069	N.A.	+\$47
15"	N.A.	96 1/8"	13/16"	RATCW1596__	\$1179	N.A.	+\$47
18"	187/8"	60 1/16"	13/16"	RATCW1860__	\$ 679	\$ 679	+\$47
18"	187/8"	66 1/16"	13/16"	RATCW1866__	\$ 715	\$ 715	+\$47
18"	187/8"	72 1/16"	13/16"	RATCW1872__	\$ 751	\$ 751	+\$47
18"	187/8"	78 1/16"	13/16"	RATCW1878__	\$ 898	\$ 898	+\$47
18"	187/8"	84 1/16"	13/16"	RATCW1884__	\$1021	\$1021	+\$69
18"	187/8"	90 1/8"	13/16"	RATCW1890__	\$1080	\$1080	+\$69
18"	187/8"	96 1/8"	13/16"	RATCW1896__	\$1190	\$1190	+\$69
23 1/8"	24"	60 1/16"	13/16"	RATCW2460__	\$ 697	\$ 697	+\$47
23 1/8"	24"	66 1/16"	13/16"	RATCW2466__	\$ 733	\$ 733	+\$69
23 1/8"	24"	72 1/16"	13/16"	RATCW2472__	\$ 778	\$ 778	+\$69
23 1/8"	24"	90 1/8"	13/16"	RATCW2490__	\$1154	\$1154	+\$69
23 1/8"	24"	96 1/8"	13/16"	RATCW2496__	\$1273	\$1273	+\$69

► Specification Information, continued on next page

► Specification Information, continued from previous page

Tip: Your specification is not complete until you add a suffix to the style number to define the front style (for example, RATL1524\_\_ becomes RATL1524F for a top to be used on a flush front unit).



Specification Information						
Dimensions			Style Number	Base Prices		Option (Add \$ to Base Price)
D	W	H		Flush Steel Front	Proud Steel or Proud Wood Front	
				Suffix F	Suffix P	Full-Fill Finish on Wood Group 1

**Wood Common Tops, continued**

30 1/32"	N.A.	48 1/16"	1 3/16"	<b>RATCW3048__</b>	\$ 699	N.A.	+\$47
30 1/32"	N.A.	60 1/16"	1 3/16"	<b>RATCW3060__</b>	\$ 788	N.A.	+\$69
30 1/32"	N.A.	66 1/16"	1 3/16"	<b>RATCW3066__</b>	\$ 826	N.A.	+\$69
30 1/32"	N.A.	72 1/16"	1 3/16"	<b>RATCW3072__</b>	\$ 867	N.A.	+\$69
30 1/32"	N.A.	78 1/16"	1 3/16"	<b>RATCW3078__</b>	\$1061	N.A.	+\$96
30 1/32"	N.A.	84 1/16"	1 3/16"	<b>RATCW3084__</b>	\$1203	N.A.	+\$96
30 1/32"	N.A.	90 1/8"	1 3/16"	<b>RATCW3090__</b>	\$1274	N.A.	+\$96
30 1/32"	N.A.	96 1/8"	1 3/16"	<b>RATCW3096__</b>	\$1403	N.A.	+\$96

# Adjustable Shelves for Towers

SIN 711.3

## Adjustable Steel Standard Shelves

For Use with Towers



Tip: Adjustable shelves are for field installation only.

Standard Includes	Required to Specify
<ul style="list-style-type: none"> <li>• ¾"H adjustable shelf: all paint price groups</li> <li>• Set of adjustable brackets: black only</li> </ul>	1 Style number 2 Paint color number for shelf ▶ See <i>Surface Materials</i> , page 448.

Specification Information		
Dimensions	Style	Price
D	W	Number
:	:	:
:	:	:

### For Use with Open Side Towers

24"	15"	<b>RXSA2415</b>	\$56
30"	15"	<b>RXSA3015</b>	\$60
:	:	:	:

### For Use with Dual Door Towers and Full Front Towers

24"	15"	<b>RXSAFFT2415</b>	\$56
:	:	:	:

## Adjustable Glass Shelves

For Use with Open Side Towers Only



Tip: Adjustable shelves are for field installation only.

Standard Includes	Required to Specify
<ul style="list-style-type: none"> <li>• ¾"H adjustable shelf: frosted glass only</li> <li>• Set of four adjustable brackets: black only</li> </ul>	Style number

Specification Information		
Dimensions	Style	Price
D	W	Number
:	:	:
:	:	:

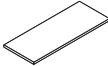
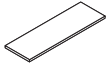
24"	15"	<b>RXSG2415</b>	\$137
30"	15"	<b>RXSG3015</b>	\$153
:	:	:	:

# Adjustable Steel Standard Shelves

For Use with Bookcases, Combination Cabinets, Wardrobe Cabinets, Overfile Cabinets, and Storage Cabinets

**SIN 711.3**

*Tip: Adjustable shelves are for field installation only.*



*Tip: When ordering additional adjustable shelves for wardrobe cabinets with partitions, note that the partition and coat space occupy 6" of the case interior. Order shelves 6" shorter than the overall width of the cabinet.*

## Standard Includes

- ¾"H adjustable shelf: all paint price groups
- Set of four adjustable brackets: black only

## Required to Specify

- 1 Style number
- 2 Paint color number for shelf
- ▶ See *Surface Materials*, page 448.

## Specification Information

• Dimensions		• Style	• Price
D	W	Number	
:	:	:	:

### For Use with Bookcases

15"	24"	<b>RXSA1524</b>	\$56
15"	30"	<b>RXSA1530</b>	\$60
15"	36"	<b>RXSA1536</b>	\$68
15"	42"	<b>RXSA1542</b>	\$88
:	:	:	:

### For Use with Combination Cabinets, Wardrobe Cabinets, Overfile Cabinets, and Storage Cabinets

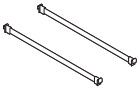
18"	30"	<b>RXSA1830</b>	\$68
18"	36"	<b>RXSA1836</b>	\$71
18"	42"	<b>RXSA1842</b>	\$92
24"	24"	<b>RXSA2424</b>	\$68
24"	30"	<b>RXSA2430</b>	\$71
24"	36"	<b>RXSA2436</b>	\$83
:	:	:	:

# Storage Accessories

SIN 711.3

## Rails

For Use in Pedestals Manufactured after February 22, 2004  
 For Use in Universal Towers and Universal Workstation Verticals



*Tip: Two rails per drawer accommodate side-to-side filing of letter-, A4-, and legal-size hanging folders. Exception: Legal-size file folders cannot be filed in 18"D pedestals.*

*Tip: For pedestals manufactured on or before February 22, 2004, see Service Parts catalog.*

Standard Includes	Required to Specify
• Package of two rails: black only	Style number

### Specification Information

Width	Style Number	Price
12"	<b>RXADRL15</b>	\$24

## Dividers

For Use in Pedestals Manufactured after February 22, 2004  
 For Use in Universal Towers and Universal Workstation Verticals

*Tip: For pedestals manufactured on or before February 22, 2004, see Service Parts catalog.*



Standard Includes	Required to Specify
• Package of dividers: black only	Style number

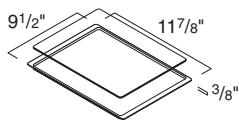
### Specification Information

Width	Quantity	Style Number	Price
<b>For Use in 6"H Drawers</b>			
12"	2	<b>RDV1506</b>	\$ 37

<b>For Use in 12"H Drawers</b>			
12"	2	<b>RDV1512</b>	\$ 40
12"	10	<b>RDV151210</b>	\$188



### Reference Shelf



Standard Includes	Required to Specify
-------------------	---------------------

- Reference shelf: black only
- Insert: clear plastic only

Style number

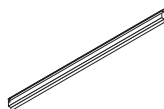
Specification Information	
---------------------------	--

• Style Number	• Price
----------------	---------

RPXDRS	\$45
--------	------

### Hanging Folder Bars

For Use with Universal Lateral Files and Universal Combination Cabinets Manufactured on or after October 17, 2005  
 For Use with 900 Series, 800 Series, and TS 200 Series Lateral Files Manufactured on or after May 5, 1997



Standard Includes	Required to Specify
-------------------	---------------------

- Hanging folder bar: black only

Style number

Specification Information		
---------------------------	--	--

• Width	• Style Number	• Price
---------	----------------	---------

30"	<b>RAHF30</b>	\$12
-----	---------------	------

36"	<b>RAHF36</b>	\$12
-----	---------------	------

42"	<b>RAHF42</b>	\$12
-----	---------------	------

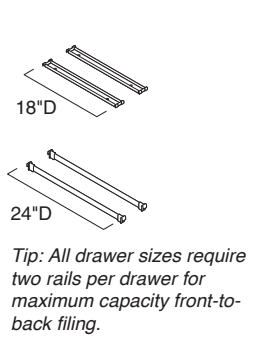
**Storage**

Storage Accessories, continued

**SIN 711.3**

**Rails**

For Use with Lateral Files



Standard Includes	Required to Specify
• Package of two or four rails: black only	Style number

**Specification Information**

Depth	Style Number	Price

**Package of Two**

18"	<b>800RW</b>	\$33
24"	<b>RXADRL24</b>	\$24

**Package of Four**

24"	<b>RXADRL2442</b>	\$44

**Dividers**

For Use in Lateral Files and Combination Cabinets

Standard Includes	Required to Specify
• Carton of three dividers: black only	Style number

**Specification Information**

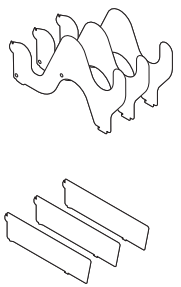
Dimensions			Style	Price
D	W	H	Number	

**For Use in 12"H Drawers or 12"H Roll-Out Shelves**

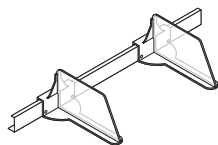
11 7/8"	1/16"	6 1/4"	<b>800DV12</b>	\$26
---------	-------	--------	----------------	------

**For Use in 6"H Roll-Out Shelves or Drawers and 9"H Drawers**

13 1/2"	1/16"	3 5/8"	<b>800DV6</b>	\$26



## Shelf Divider Assembly



### Standard Includes

- Divider bracket: black only
- Two dividers: clear plastic

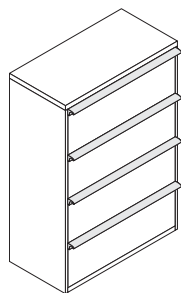
### Required to Specify

Style number

### Specification Information

Width	Style Number	Price
30"	<b>RASTDIV30</b>	\$92
36"	<b>RASTDIV36</b>	\$92
42"	<b>RASTDIV42</b>	\$92
.	.	.

## Wood Drawer Pulls



### Standard Includes

- Pull: wood

### Required to Specify

- 1 Style number
  - 2 Wood color number
  - 3 Options, if selected (see below)
- ▶ See *Surface Materials*, page 448.

### Options

- Customiz stain

### Price

No cost

### Required to Specify

- Specify with *Customiz stain*.  
▶ See *Surface Materials Reference Manual*.

### Specification Information

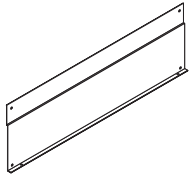
Width	Style Number	Price
15"	<b>RPULL15W</b>	\$148
30"	<b>RPULL30W</b>	\$202
36"	<b>RPULL36W</b>	\$229
42"	<b>RPULL42W</b>	\$255
.	.	.

Storage Accessories, continued

SIN 711.3

**Counterweight Packages**

For Use with Universal One-High and 1.5-High Lateral Files



Standard Includes	Required to Specify
-------------------	---------------------

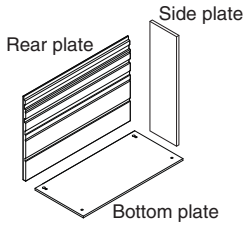
- Counterweight: black only
- Attachment hardware

Style number

Specification Information					
Package Name	Style Number	Price	Package Name	Style Number	Price
Package A	<b>RAACWA</b>	\$203	Package F	<b>RAACWF</b>	\$173
Package B	<b>RAACWB</b>	\$203	Package G	<b>RAACWG</b>	\$233
Package C	<b>RAACWC</b>	\$203	Package H	<b>RAACWH</b>	\$294
Package D	<b>RAACWD</b>	\$173	Package J	<b>RAACWJ</b>	\$294
Package E	<b>RAACWE</b>	\$173			

**Counterweight Packages**

For Use with Universal 2H, 3H, 4H, and 5H Lateral Files



Standard Includes	Required to Specify
-------------------	---------------------

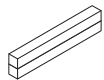
- Counterweight: black only
- Attachment hardware

Style number

Specification Information					
Package Number	Style Number	Price	Package Number	Style Number	Price
Package 1	<b>RAACW1</b>	\$ 88	Package 5	<b>RAACW5</b>	\$185
Package 2	<b>RAACW2</b>	\$ 98	Package 6	<b>RAACW6</b>	\$185
Package 3	<b>RAACW3</b>	\$112	Package 7	<b>RAACW7</b>	\$176
Package 4	<b>RAACW4</b>	\$146	Package 8	<b>RAACW8</b>	\$221

**Counterweight Packages**

For Use with Universal Towers



Standard Includes	Required to Specify
-------------------	---------------------

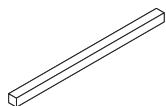
- Counterweight: black only
- Attachment hardware

Style number

Specification Information		
Package Name	Style Number	Price
Tower package 1	<b>RAACT1</b>	\$103
Tower package 2	<b>RAACT2</b>	\$126

## Counterweight Packages

For Use with Bookcases



Tip: For use with bookcases with 1½"H or 3"H base.

Standard Includes	Required to Specify
-------------------	---------------------

- Counterweight: black only
- Cover: paint

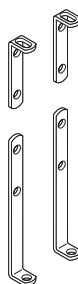
- 1 Style number
- 2 Paint color number for cover
- ▶ See *Surface Materials*, page 448.

Specification Information		
For Use with	Style Number	Price

For Use with	Style Number	Price
24"W bookcases	<b>RAACB2401</b>	\$ 92
30"W bookcases	<b>RAACB3001</b>	\$ 99
36"W bookcases	<b>RAACB3601</b>	\$119
42"W bookcases	<b>RAACB4201</b>	\$128
:	:	:

## Attachment Brackets

Tip: For use with universal steel storage only.



Standard Includes	Required to Specify
-------------------	---------------------

- Bracket: black paint only
- Attachment hardware

- Style number

Specification Information	
Style Number	Price

Style Number	Price
:	:

To Connect File or Cabinet to Avenir Panels	
---	--

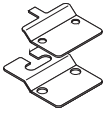
<b>PAB7</b>	\$26
-------------	------

To Start Run of Avenir Panels from Back or Side of Taller Lateral File	
--	--

<b>PAB6</b>	\$26
:	:

SIN 711.3

**Anchor Bracket Package for Products with Glides**



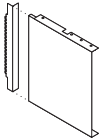
Tip: Four bracket packages are required for each cabinet.

Standard Includes	Required to Specify
<ul style="list-style-type: none"> <li>Two-piece anchor bracket and attachment hardware</li> </ul>	Style number

**Specification Information**

Style Number	Price
RAANBRK	\$35

**Underworksurface Lateral File Fillers**



Standard Includes	Required to Specify
<ul style="list-style-type: none"> <li>Filler: paint</li> </ul>	1 Style number 2 Paint color number 4 Options, if selected (see below) ▶ See <i>Surface Materials</i> , page 448.

Options	Price	Required to Specify
<b>Surface Materials</b> <ul style="list-style-type: none"> <li>Paint price group 1</li> <li>Paint price group 2</li> <li>Paint price group 3</li> </ul>	No cost +\$30 +\$49	Specify paint color number. Specify paint color number. Specify paint color number.

**Specification Information**

Depth	Style Number	Base Price

**For Lateral Files with Flush Steel Fronts**

24"	<b>ULFF24F</b>	\$51
30"	<b>ULFF30F</b>	\$51

**For Lateral Files with Proud Fronts**

24"	<b>ULFF24P</b>	\$51
30"	<b>ULFF30P</b>	\$51

Tip: Order filler which matches nominal work-surfaces depth. 24"D filler is used with 18"D storage. 30"D filler is used with 18"D or 24"D storage.

# Connectors

SIN 711.1

## Worksurface-to-Tower Connectors



Tip: For use with universal steel storage only.

Standard Includes	Required to Specify
<ul style="list-style-type: none"> <li>• Connector: paint</li> <li>• Attachment hardware</li> </ul>	<ul style="list-style-type: none"> <li>1 Style number</li> <li>2 Paint paint for connector</li> <li>▶ See <i>Surface Materials</i>, page 448.</li> </ul>

Specification Information		
• Dimensions	• Style	• Price
• D	• Number	
24"	<b>UFSTOWER24</b>	\$119
30"	<b>UFSTOWER30</b>	\$119
:	:	:

SIN 711.1

**Storage-to-Panel Connectors for use with Answer**

*Tip: Storage-to-panel connectors can only be used with Universal Storage products manufactured on or after October 2005.*

Standard Includes	Required to Specify
-------------------	---------------------

- Connector: black paint
- Attachment hardware

Style number

Specification Information		
---------------------------	--	--

Dimensions	Style	Price
H	Number	

**Low Storage-to-Panel Connectors for One-High Storage**

**Left-Hand**

8¾"	<b>UFSLOWLHANS</b>	\$86
-----	--------------------	------

**Right-Hand**

8¾"	<b>UFSLOWRHANS</b>	\$86
-----	--------------------	------

**Medium Storage-to-Panel Connectors for 1.5-High, 2-High, and 3-High Storage**

**Left-Hand**

16"	<b>UFSMEDLHANS</b>	\$86
-----	--------------------	------

**Right-Hand**

16"	<b>UFSMEDRHANS</b>	\$86
-----	--------------------	------

**Tall Storage-to-Panel Connectors for 48"H, 4-High, and 5-High Towers**

**Left-Hand**

39⅝"	<b>UFSTALLHANS</b>	\$86
------	--------------------	------

**Right-Hand**

39⅝"	<b>UFSTALLRHANS</b>	\$86
------	---------------------	------





## Storage-to-Panel Connectors for use with Montage

*Tip: Storage-to-panel connectors can only be used with Universal Storage products manufactured on or after October 2005.*

Standard Includes	Required to Specify
-------------------	---------------------

- Connector: black paint
- Attachment hardware

Style number

### Specification Information

Dimensions	Style	Price
H	Number	
:	:	:
:	:	:

### Medium Storage-to-Panel Connectors for 1.5-High, 2-High, and 3-High Storage

#### Left-Hand

16"	<b>UFSMEDLHMON</b>	\$86
-----	--------------------	------

#### Right-Hand

16"	<b>UFSMEDRHMON</b>	\$86
-----	--------------------	------

### Tall Storage-to-Panel Connectors for 48"H, 4-High, and 5-High Towers

#### Left-Hand

39 <sup>5</sup> / <sub>8</sub> "	<b>UFSTALLHMON</b>	\$86
----------------------------------	--------------------	------

#### Right-Hand

39 <sup>5</sup> / <sub>8</sub> "	<b>UFSTALLRHMON</b>	\$86
----------------------------------	---------------------	------



# Duo Tall Storage

SIN 711.1

*Tip: Attaches to Post and Beam 33"H fence height beam or between two 93½"H posts.*

*Tip: In post-to-post applications, a 54"W Duo Tall Storage is used with a 5"W beam. 66"W Duo Tall Storage is used with a 6"W beam. 78"W Duo Tall Storage is used with a 7"W beam.*

Standard Includes	Required to Specify
-------------------	---------------------

- |   |   |
|---|---|
| <ul style="list-style-type: none"> <li>Tall storage box: laminate</li> <li>Painted steel interior divider cover: paint price group 1</li> <li>Leg, if selected: 4799 Platinum paint</li> <li>Fence beam attachment brackets, if selected: 8043 Clear Anodized Aluminum</li> <li>Post-to-post attachment brackets, if selected: 4799 Platinum paint</li> </ul> | <ol style="list-style-type: none"> <li>Style number</li> <li>Laminate color number for box</li> <li>Paint color number for interior</li> <li>Options, if selected (see below)                             <ul style="list-style-type: none"> <li>▶ See <i>Surface Materials</i>, page 448.</li> </ul> </li> </ol> |
|---|---|

Surface Materials	Options	Price	Required to Specify
-------------------	---------	-------	---------------------

<b>Surface Materials</b>	<b>Interior divider cover</b>		
	<ul style="list-style-type: none"> <li>Paint price group 1</li> <li>Paint price group 2</li> <li>Paint price group 3</li> </ul>	<ul style="list-style-type: none"> <li>No cost</li> <li>+\$14</li> <li>+\$25</li> </ul>	<ul style="list-style-type: none"> <li>Specify paint color number.</li> <li>Specify paint color number.</li> <li>Specify paint color number.</li> </ul>
	<ul style="list-style-type: none"> <li>Open Line laminate on box</li> </ul>	<ul style="list-style-type: none"> <li>+\$69 plus cost of laminate</li> </ul>	<ul style="list-style-type: none"> <li>▶ See <i>Surface Materials Reference Manual</i>.</li> </ul>

Specification Information				
Dimensions			Style	Base
D	W	H	Number	Price

### Individual Tall Storage, Fence Beam Attachment

18"	54"	15"	<b>BDTS54PBL</b>	\$ 977
18"	66"	15"	<b>BDTS66PBL</b>	\$1093
18"	78"	15"	<b>BDTS78PBL</b>	\$1227
:	:	:	:	:

### Shared Tall Storage, Fence Beam Attachment

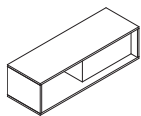
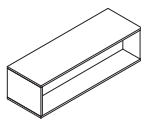
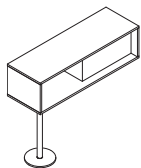
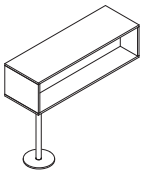
18"	54"	15"	<b>BDTD54PBL</b>	\$1069
18"	66"	15"	<b>BDTD66PBL</b>	\$1183
18"	78"	15"	<b>BDTD78PBL</b>	\$1376
:	:	:	:	:

### Individual Tall Storage, 93½"H Post-to-Post Attachment

18"	54"	15"	<b>BDTS54PBP</b>	\$ 977
18"	66"	15"	<b>BDTS66PBP</b>	\$1093
18"	78"	15"	<b>BDTS78PBP</b>	\$1227
:	:	:	:	:

### Shared Tall Storage, 93½"H Post-to-Post Attachment

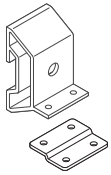
18"	54"	15"	<b>BDTD54PBP</b>	\$1069
18"	66"	15"	<b>BDTD66PBP</b>	\$1183
18"	78"	15"	<b>BDTD78PBP</b>	\$1376
:	:	:	:	:



# Duo Tall Storage Seismic Package

For Use with Duo Tall Storage-to-Post and Beam Fence Application in Seismic Zones

**SIN 711.1**



*Tip: One seismic package contains enough hardware for 10 Duo Tall Storage units.*

Standard Includes	Required to Specify
-------------------	---------------------

- Attachment bracket: 8043 Clear Anodized Aluminum
- Attachment hardware

Style number

Specification Information	
---------------------------	--

• Style Number	• Price
<b>BDTSPPB</b>	\$707
•	•
•	•

# Duo Overhead Storage

SIN 711.1

*Tip: Attaches to Post and Beam 33"H fence height beam.*

Standard Includes	Required to Specify
<ul style="list-style-type: none"> <li>Overhead storage box: laminate</li> <li>Painted steel interior divider cover: paint price group 1</li> <li>Two stanchion legs: 8043 Clear Anodized Aluminum</li> </ul>	<ol style="list-style-type: none"> <li>Style number</li> <li>Laminate color number for box</li> <li>Paint color number for interior</li> <li>Options, if selected (see below)</li> </ol> <p>▶ See <i>Surface Materials</i>, page 448.</p>

Options	Price	Required to Specify
<b>Surface Materials</b> <b>Interior divider cover</b> <ul style="list-style-type: none"> <li>Paint price group 1</li> <li>Paint price group 2</li> <li>Paint price group 3</li> </ul>	No cost +\$14 +\$25	Specify paint color number. Specify paint color number. Specify paint color number.
<ul style="list-style-type: none"> <li>Open Line laminate on box</li> </ul>	+\$69 plus cost of laminate	▶ See <i>Surface Materials Reference Manual</i> .

### Specification Information

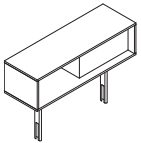
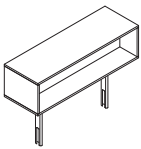
Dimensions			Style	Base
D	W	H	Number	Price

#### Individual Overhead Storage

18"	54"	15"	<b>BDOS54PB</b>	\$ 938
18"	66"	15"	<b>BDOS66PB</b>	\$1051
18"	78"	15"	<b>BDOS78PB</b>	\$1170

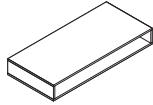
#### Shared Overhead Storage

18"	54"	15"	<b>BDOD54PB</b>	\$1033
18"	66"	15"	<b>BDOD66PB</b>	\$1157
18"	78"	15"	<b>BDOD78PB</b>	\$1297



# Duo Slim Storage

SIN 711.1



Tip: Attaches to Post and Beam 33"H fence height beam.

Standard Includes	Required to Specify
<ul style="list-style-type: none"> <li>Slim storage box: laminate</li> <li>Fence attachment brackets: 8043 Clear Anodized Aluminum</li> </ul>	<ul style="list-style-type: none"> <li>1 Style number</li> <li>2 Laminate color number for box</li> <li>3 Options, if selected (see below)</li> <li>▶ See <i>Surface Materials</i>, page 448.</li> </ul>

Options	Price	Required to Specify
<b>Surface Materials</b> <ul style="list-style-type: none"> <li>Open Line laminate on box</li> </ul>	+\$69 plus cost of laminate	▶ See <i>Surface Materials Reference Manual</i> .

Specification Information				
Dimensions			Style	Base
D	W	H	Number	Price
25"	54"	7 1/2"	<b>BDS54PB</b>	\$ 867
25"	66"	7 1/2"	<b>BDS66PB</b>	\$ 972
25"	78"	7 1/2"	<b>BDS78PB</b>	\$1087
:	:	:	:	:





---

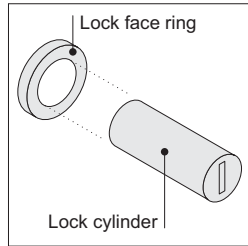
# Resources and Surface Materials

<b>Lock and Keying Options</b>	
Universal Laminate Enhanced Storage	<b>432</b>
Universal Steel Storage, TS Series Storage, High-Density Storage, 200 Series Lateral Files, 800 and 900 Series Storage, and Overfile Cabinets	<b>433</b>
Lock Cylinders	<b>434</b>
<b>Media Storage Solutions</b>	<b>436</b>
<b>Storage Capacities and Dimensions</b>	<b>440</b>
<b>Surface Materials</b>	<b>448</b>
<b>Trim Color Defaults</b>	<b>454</b>
<b>Color Coordination Matrices</b>	<b>455</b>

# Lock and Keying

## Universal Laminate Enhanced Storage

**All locking products** are standard with factory-installed, keyed-random locks. Consecutive, specific, and random keying are available as field-installed options.






**Locks** consist of a factory- or field-installed lock cylinder and a factory-installed lock face ring.

### Factory-Installed Keying

**Factory-installed locks** are always key random (standard) or master key random (option). Key random means that the locks will be assigned arbitrarily at the factory with key numbers ranging from FR305 to FR454 (Master keying numbers: XF1001 to XF1150). All locks within a unit will be keyed alike.

*Tip: Random keying can mean that different furniture units will have the same key number. If you must have all locks keyed differently, you should specify field-installed, key specific or key consecutive lock cylinders.*  
 ▶ See below.

#### Key Random

-  FR305
-  FR421
-  FR305

### Field-Installed Keying

**Field-installed locks** are only available on products that include factory-installed lock mechanisms.

**Order** storage with standard key-random locks.  
*Tip: For products with optional lock colors, make sure to specify the color for both the lock and lock face ring.*

**Front-removable lock cylinders for field-installation** must be specified as a separate purchase order line item. Order LOCKPB9201FR or LOCKPB9250FR for Universal laminate enhanced storage. This line item will trigger the factory to omit lock cylinders from all Universal laminate enhanced storage products.

**Lock tool** allows for the removal of lock cylinders.

**Lock cylinders** will be shipped separately so that you can install the locks when you are ready.

**Three keying choices** are available for field installation—random (standard), specific, and consecutive.

**Key random** means that the locks will be assigned arbitrarily at the factory with key numbers ranging from FR305 to FR454.  
*Tip: Random keying can mean that different furniture units will have the same key number. If you must have all locks keyed differently, you should specify key specific or key consecutive lock cylinders.*




**Key specific** means that you can specify any key number from FR305 to FR454. This option can be used to key all the furniture units in a workstation or department the same.  
*Tip: Designate the quantity per key number in your specification.*  
 ▶ See example at right.

**Key consecutive** means that you can specify lock numbers in a consecutive order to ensure that no two locks have the same key number until the key sequence repeats. You must select a beginning key number from FR305 to FR454.




**Example** of a typical lock cylinder specification is shown below:

10	LOCK9201FR FR320
5	LOCK9201FR FR350
15	LOCK9201FR FR425
30	Total
1	877102003SR standard lock tool




#### Key Random

-  FR305
-  FR421
-  FR305

#### Key Specific

-  FR350
-  FR350
-  FR350

#### Key Consecutive

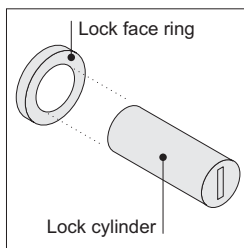
-  FR350
-  FR351
-  FR352



## Universal Steel Storage, TS Series Storage, High-Density Storage, TS 200 Series Lateral Files, 800 and 900 Series Storage, and Overfile Cabinets

**All locking products** are standard with factory-installed, keyed-random locks. Consecutive, specific, and random keying are available as field-installed options.

*Exceptions: Individual locking drawers, Universal stacked and rotated lateral files, Universal stackups, and Universal drawer stacks are available only with field-installed locks. 900 Series overfiles are only available with factory-installed locks.*



**Locks** consist of a factory- or field-installed lock cylinder and a factory-installed lock face ring.

**Two types of locks** are available — the standard keying system (FR series) and the master keying system (XF series). All the locks in the XF series can be opened with a single master key.

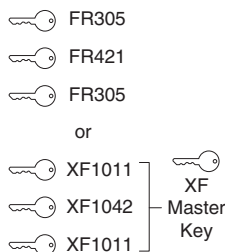
### Factory-Installed Keying

**Factory-installed locks** are always key random (standard) or master key random (option). Key random means that the locks will be assigned arbitrarily at the factory with key numbers ranging from FR305 to FR454 (Master keying numbers: XF1001 to XF1150). All locks within a unit will be keyed alike.

*Tip: Random keying can mean that different furniture units will have the same key number. If you must have all locks keyed differently, you should specify field-installed, key specific or key consecutive lock cylinders.*

▶ See below.

#### Key Random



#### Required to Specify

**Master key random** +\$24 Specify with master key random.

### Field-Installed Keying

**Field-installed locks** are only available on products that include factory-installed lock mechanisms. *Exception: 900 Series overfiles are available only with factory-installed locks.*

**Specify "plug"** when specifying furniture, and the product will ship with a plastic plug in place of the lock cylinder. *Tip: For products with optional lock colors, make sure to specify the color for both the lock and lock face ring.*

**Front-removable lock cylinders** must be specified separately. You must also order a special lock tool to install or remove lock cylinders in the field. *Tip: Lock tools are reusable. You do not need to order additional lock tools with every furniture order.*

**Lock cylinders** will be shipped separately so that you can install the locks when you are ready.

**Three keying choices** are available for field installation—random (standard), specific, and consecutive. All three are also available with master keying, which means that all locks can be opened with a single master key.

**Key random** means that the locks will be assigned arbitrarily at the factory with key numbers ranging from FR305 to FR454 (Master keying numbers: XF1001 to XF1150). *Tip: Random keying can mean that different furniture units will have the same key number. If you must have all locks keyed differently, you should specify key specific or key consecutive lock cylinders.*

**Key specific** means that you can specify any key number from FR305 to FR454 (Master keying numbers: XF1001 to XF1150). This option can be used to key all the furniture units in a workstation or department the same. *Tip: Designate the quantity per key number in your specification.*

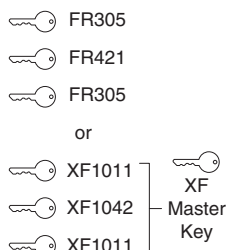
▶ See example at right.

**Key consecutive** means that you can specify lock numbers in a consecutive order to ensure that no two locks have the same key sequence repeats. You must select a beginning key number from FR305 to FR454 (Master keying numbers: XF1001 to XF1150).

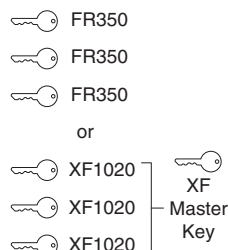
**Example** of a typical lock cylinder specification is shown below:

10	LOCK9201FR FR320
5	LOCK9201FR FR350
15	LOCK9201XF XF1100
30	Total
1	877102003SR standard lock tool
1	877102002SR master lock tool

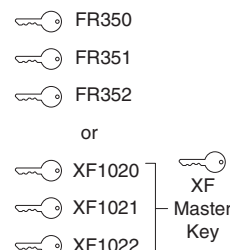
#### Key Random



#### Key Specific

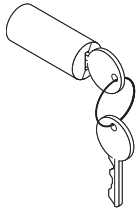


#### Key Consecutive



Lock and Keying, continued

**Lock Cylinders**



Tip: Lock price is included in price of furniture with locks.

Tip: For replacement lock cylinders, refer to Service Parts.

Tip: You can change lock cylinders in the field by using the appropriate lock tool.

Standard Includes	Required to Specify
<ul style="list-style-type: none"> <li>Lock cylinder, keyed random: 9201 Polished Chrome or 9250 Ember Chrome</li> <li>Two keys</li> </ul>	1 Style number 2 Options, if selected (see below)

Options	Price	Required to Specify
<b>Key specific</b>	No cost	Select key number from FR305–FR454.
<b>Key consecutive</b>	No cost	Specify <i>key consecutive</i> and select beginning key number from FR305–FR454.
<b>Master key random</b>	+\$24 each	Specify <i>master key random</i> .
<b>Master key specific</b>	+\$24 each	Specify key number from XF1001–XF1150.
<b>Master key consecutive</b>	+\$24 each	Specify <i>master key consecutive</i> and select beginning key number from XF1001–XF1150.

**Specification Information**

Color	Style Number	Base Price

**FR Series (Standard Keying System) – Lock Cylinder**

Polished Chrome	<b>LOCK9201FR</b>	No cost
Ember Chrome	<b>LOCK9250FR</b>	No cost

**Laminate Storage FR Series (Standard Keying System) – Lock Cylinder**

Polished Chrome	<b>LOCKPB9201FR</b>	No cost
Ember Chrome	<b>LOCKPB9250FR</b>	No cost

**Standard Lock Tool**

<b>877102003SR</b>	\$24
--------------------	------

**XF Series (Master Keying System) – Lock Cylinder**

Polished Chrome	<b>LOCK9201XF</b>	No additional cost. Price included in price of furniture with master-keyed locks.
Ember Chrome	<b>LOCK9250XF</b>	No additional cost. Price included in price of furniture with master-keyed locks.

**Master Lock Tool**

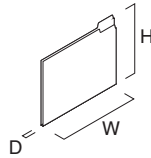
<b>877102002SR</b>	\$24
--------------------	------



# Media Storage Solutions

## Paper Media

### Folders



	Letter-Size	Legal-Size
Manila folder	11¾"W x 9½"H	14¾"W x 9½"H
Guide height	11¾"W x 9 <sup>15</sup> / <sub>16</sub> "H	14¾"W x 9 <sup>15</sup> / <sub>16</sub> "H
Top tab folder	11¾"W x 9½"H	14¾"W x 9½"H
Guide height	11¾"W x 9 <sup>15</sup> / <sub>16</sub> "H	14¾"W x 9 <sup>15</sup> / <sub>16</sub> "H
Side tab folder	12¼"W x 9½"H	15¼"W x 9½"H
Hanging file folder	11¾"W x 9 <sup>3</sup> / <sub>8</sub> "H*	14¾"W x 9 <sup>3</sup> / <sub>8</sub> "H*
*excluding rods and tabs (A4 International 12 <sup>3</sup> / <sub>8</sub> "W x 9½"H)		
Red rope expandable folder	11¾"W x 9½"H	14¾"W x 9½"H
Guide height	11¾"W x 10"H	14¾"W x 10"H
End-tab expandable folder	12¾"W x 9½"H	15¾"W x 9½"H

### Where to Store

#### 12"H lateral file drawers or roll-out shelves

- Universal Storage, 100 and 200 Series, 900 Series, and 800 Series
- ▶ See *Storage Specification Guide*.
- Hanging file folder frames (side to side)
- Rails (front to back)
- Dividers (side to side)

#### Combination cabinets

- Universal Storage and 800 Series
- ▶ See *Storage Specification Guide*.
- Adjustable shelves
- 12"H lateral file drawers
- Hanging file folder frames (side to side)
- Rails (front to back)
- Dividers (side to side)

#### Buildup lateral file cabinets

- 800 and 900 Series lateral files
- ▶ See *Storage Specification Guide*.
- 15"H and 12"H lateral file drawers or roll-out shelves
- 15"H, 13½"H, and 12"H fixed shelves

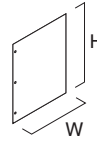
#### Overfile cabinets

- ▶ See *Storage Specification Guide*.

#### Universal bins and shelves

- Overhead bins and full-height shelves.
- ▶ See *Storage Specification Guide*.

### Paper

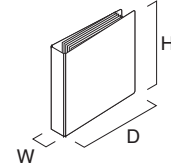


Letter-size	8½"W x 11"H
Legal-size	8½"W x 14"H
EDP	11"W x 14 <sup>7</sup> / <sub>8</sub> "H
A4 international	8¼"W x 11 <sup>5</sup> / <sub>8</sub> "H

#### Universal Storage

- Pedestals
- ▶ See *Storage Specification Guide*.
- 12"H file drawers
- Open side towers
- Dual door towers
- ▶ See *Storage Specification Guide*.
- 12"H drawers
- Adjustable shelves
- Full front towers
- ▶ See *Storage Specification Guide*.
- File drawers
- Adjustable shelves
- Vertical drawer towers
- ▶ See *Storage Specification Guide*.
- 12"H drawers
- Workstation verticals
- ▶ See *Storage Specification Guide*.
- 12"H drawers
- Full front towers
- Storage cabinets
- ▶ See *Storage Specification Guide*.
- Adjustable shelves
- Bookcases
- ▶ See *Storage Specification Guide*.
- Adjustable shelves

### Binders



*Tip: Binder dimensions vary greatly with model and manufacturer. Check the dimensions of the specific binders you want to store to be sure they will fit.*

Typical dimension ranges:

- Depth 10" to 12½"
- Width ½" to 4"
- Height 11" to 12"

### Where to Store

#### 13½"H lateral file lift-up doors

- Universal Storage, 100 and 200 Series, 900 Series, and 800 Series
- ▶ See *Storage Specification Guide*.
- With fixed shelves
- With 12"H roll-out shelves

#### Combination cabinets

- Universal Storage and 800 Series
- ▶ See *Storage Specification Guide*.
- Adjustable shelves

#### Buildup lateral file cabinets

- 800 and 900 Series lateral files
- ▶ See *Storage Specification Guide*.
- 15"H and 13½"H fixed shelves
- 15"H and 13½"H lift-up doors with 12"H roll-out shelves
- 15"H drawers

#### Overfile cabinets

- ▶ See *Storage Specification Guide*.

#### Universal bins and shelves

- Overhead bins and full-height shelves.
- ▶ See *Storage Specification Guide*.

**Paper Media, continued**

**Where to Store, continued**

**Universal Storage**

- Open side towers
- Dual door towers
- ▶ See *Storage Specification Guide*.
  - Adjustable shelves
- Full front towers
- ▶ See *Storage Specification Guide*.
  - Adjustable shelves
- Vertical drawer towers and workstation verticals
- ▶ See *Storage Specification Guide*.
  - Fixed shelf (5H only)
- Combination cabinets
- ▶ See *Storage Specification Guide*.
  - Adjustable shelves
  - Fixed shelves
- Storage cabinets
- ▶ See *Storage Specification Guide*.
  - Adjustable shelves
- Wardrobe cabinets
- ▶ See *Storage Specification Guide*.
  - Adjustable shelves
- Bookcases
- ▶ See *Storage Specification Guide*.
  - Adjustable shelves

**Cards**



**Index Cards**

5"W x 3"H

6"W x 4"H

8"W x 5"H

**Media and Tab Cards**

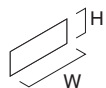
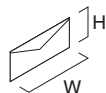
7<sup>3</sup>/<sub>8</sub>"W x 3<sup>1</sup>/<sub>4</sub>"H (magnetic, tab, and aperture)

**Where to Store**

**Buildup lateral file cabinets**

- 800 and 900 Series lateral files
- ▶ See *Storage Specification Guide*.
- Card trays with 6"H roll-out shelves
- Card trays with 6"H drawers

**Checks and Envelopes**



9<sup>1</sup>/<sub>2</sub>"W x 4<sup>1</sup>/<sub>8</sub>"H

**Where to Store**

**Buildup lateral file cabinets**

- 800 and 900 Series lateral files
- ▶ See *Storage Specification Guide*.
- 6"H drawers

**Universal Storage**

- Pedestals
- ▶ See *Storage Specification Guide*.
  - 6"H box drawers
- Open side towers
- Dual door towers
- ▶ See *Storage Specification Guide*.
  - 6"H box drawers
- Vertical drawer towers
- ▶ See *Storage Specification Guide*.
  - 6"H box drawers
- Workstation verticals
- ▶ See *Storage Specification Guide*.
  - 6"H box drawers

**Electronic Media**

**3<sup>1</sup>/<sub>2</sub>" Disk**



3<sup>1</sup>/<sub>2</sub>"W x 3<sup>3</sup>/<sub>4</sub>"H; 3.5 diskette

2"D x 4"W x 4"H (box of 10)

1/4"D x 3<sup>13</sup>/<sub>16</sub>"W x 3<sup>13</sup>/<sub>16</sub>"H;  
3.5 hard disk

**Where to Store**

**Buildup lateral file cabinets**

- 800 and 900 Series lateral files
- ▶ See *Storage Specification Guide*.
- Card trays with 6"H roll-out shelves
- Card trays with 6"H drawers

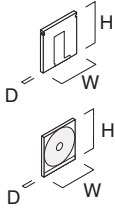
**Universal Storage**

- Pedestal
- ▶ See *Storage Specification Guide*.
  - 6"H box drawers
- Open side towers
- Dual door towers
- ▶ See *Storage Specification Guide*.
  - 6"H box drawers
- Vertical drawer tower
- ▶ See *Storage Specification Guide*.
  - 6"H box drawers
- Workstation vertical
- ▶ See *Storage Specification Guide*.
  - 6"H box drawers

## Media Storage Solutions, continued

## Electronic Media, continued

## DVDs and CDs



7/16"D x 3 7/8"W x 3 7/8"H; 3.5 disk

7/16"D x 5 3/8"W x 5 3/4"H; 5.25 disk

7/16"D x 12 5/8"W x 13 7/8"H; 12" disk

3/8"D x 5"W x 5 3/4"H; CD

## Where to Store

## Buildup lateral file cabinets

- 800 and 900 Series lateral files
- ▶ See *Storage Specification Guide*.
- Wire rack in 6"H drawers or roll-out shelves

*Tip: For spine-up CD storage, specify two 6"H roll-out shelves behind a 15"H lift-up door.*

## Data Cartridges



7/8"D x 6 3/8"W x 4 1/4"H (in case); 5.25 QIC

5/8"D x 6"W x 4"H; 5.25 QIC

1 1/16"D x 3 1/2"W x 2 5/8"H (in case); 3.5 QIC

1/2"D x 3 3/16"W x 2 3/8"H; 3.5 QIC

1"D x 4 7/8"W x 4 1/4"H; 3480 tape cartridge

5/8"D x 3 3/16"W x 2 5/16"H; 4mm DDS

1"D x 4"W x 2 3/4"H; 8mm DAT

## Where to Store

## Buildup lateral file cabinets

- 800 and 900 Series lateral files
- ▶ See *Storage Specification Guide*.
- Card trays with 6"H roll-out shelves
- Card trays with 6"H drawers
- 6"H roll-out shelf
- 6"H drawer

## Universal Storage

- Pedestal
- ▶ See *Storage Specification Guide*.
  - 6"H box drawers
- Open side towers
- Dual door towers
- ▶ See *Storage Specification Guide*.
  - 6"H box drawers
- Vertical drawer tower
- ▶ See *Storage Specification Guide*.
  - 6"H box drawers
- Workstation vertical
- ▶ See *Storage Specification Guide*.
  - 6"H box drawers

## Film Media

## Microfiche



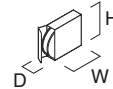
6"W x 4"H

## Where to Store

## Buildup lateral file cabinets

- 800 and 900 Series lateral files
- ▶ See *Storage Specification Guide*.
- Card trays with 6"H roll-out shelves
- Card trays with 6"H drawers

## Microfilm/Roll Film



1"D x 4" diameter

4 1/4"W x 1 1/4"D x 4 1/4"H (in box)

## Where to Store

## Buildup lateral file cabinets

- 800 and 900 Series lateral files
- ▶ See *Storage Specification Guide*.
- Card trays with 6"H roll-out shelves or drawers
- 6"H roll-out shelf or drawer

## Universal Storage

- Pedestals
- ▶ See *Storage Specification Guide*.
  - 6"H box drawers
- Open side towers
- Dual door towers
- ▶ See *Storage Specification Guide*.
  - 6"H box drawers
- Vertical drawer towers
- ▶ See *Storage Specification Guide*.
  - 6"H box drawers
- Workstation verticals
- ▶ See *Storage Specification Guide*.
  - 6"H box drawers

## Audio Visual Media

### Audio Cassettes



7/16"D x 2 1/2"W x 1 1/2"H  
(microcassette)

1 1/16"D x 4 5/16"W x 2 3/4"H (standard)

7/8"D x 6 1/4"W x 4 1/4"H (large)

5/8"D x 3 3/16"W x 2 5/16"H; 4mm DAT

### Where to Store

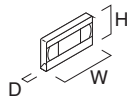
#### Buildup lateral file cabinets

- 800 and 900 Series lateral files
- ▶ See *Storage Specification Guide*.
- Card trays with 6"H roll-out shelves or drawers
- 6"H roll-out shelf
- 6"H drawer

#### Universal Storage

- Pedestals
- ▶ See *Storage Specification Guide*.
  - 6"H box drawers
- Open side towers
- Dual door towers
- ▶ See *Storage Specification Guide*.
  - 6"H box drawers
- Vertical drawer towers
- ▶ See *Storage Specification Guide*.
  - 6"H box drawers
- Workstation verticals
- ▶ See *Storage Specification Guide*.
  - 6"H box drawers

### Video Cassettes



1 1/8"D x 7 3/8"W x 4 1/8"H (in sleeves)

1 1/8"D x 8"W x 4 3/4"H (in cases)

1"D x 4"W x 2 3/4"H; 8mm

### Where to Store

#### Buildup lateral file cabinets

- 800 and 900 Series lateral files
- ▶ See *Storage Specification Guide*.
- 6"H drawers and roll-out shelves with dividers
- Card trays with 6"H roll-out shelves


#### Universal Storage

- Pedestals
- ▶ See *Storage Specification Guide*.
  - 6"H box drawers
- Open side towers
- Dual door towers
- ▶ See *Storage Specification Guide*.
  - 6"H box drawers
- Vertical drawer towers
- ▶ See *Storage Specification Guide*.
  - 6"H box drawers
- Workstation verticals
- ▶ See *Storage Specification Guide*.
  - 6"H box drawers

# Storage Capacities and Dimensions

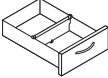
## 12"H File Drawers

For Use in Pedestals, Towers, and Workstation Verticals

	Size	Inside D	Inside Dimensions		Inside Height Clearance	Letter-Size Storage		Legal-Size Storage
			W	H				
	15"W drawer	18"D	13 <sup>1</sup> / <sub>8</sub> "	12 <sup>1</sup> / <sub>16</sub> "	9 <sup>3</sup> / <sub>8</sub> "	10 <sup>3</sup> / <sub>8</sub> "	13"      12" + 1"	N.A.
		24"D	18 <sup>1</sup> / <sub>4</sub> "	12 <sup>1</sup> / <sub>16</sub> "	9 <sup>3</sup> / <sub>8</sub> "	10 <sup>3</sup> / <sub>8</sub> "	18"      12" + 6"	12"
		30"D	24 <sup>1</sup> / <sub>4</sub> "	12 <sup>1</sup> / <sub>16</sub> "	9 <sup>3</sup> / <sub>8</sub> "	10 <sup>3</sup> / <sub>8</sub> "	24"      24"	12"

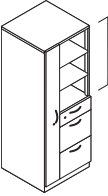
## 6"H Box Drawers

For Use in Pedestals, Towers, and Workstation Verticals

	Size	Inside Dimensions			Inside Height Clearance
		D	W	H	
	18"D drawer	13 <sup>19</sup> / <sub>32</sub> "	12 <sup>3</sup> / <sub>4</sub> "	4 <sup>7</sup> / <sub>32</sub> "	4 <sup>1</sup> / <sub>2</sub> "
	24"D drawer	18 <sup>23</sup> / <sub>32</sub> "	12 <sup>3</sup> / <sub>4</sub> "	4 <sup>7</sup> / <sub>32</sub> "	4 <sup>1</sup> / <sub>2</sub> "
	30"D drawer	24 <sup>23</sup> / <sub>32</sub> "	12 <sup>3</sup> / <sub>4</sub> "	4 <sup>7</sup> / <sub>32</sub> "	4 <sup>1</sup> / <sub>2</sub> "

## Open Side Tower Shelf Space

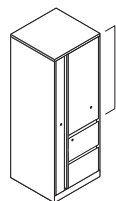
For Universal Storage

	Size	Inside Dimensions			
		Actual Depth	D	W	H
Shelf Space	48"H tower	18"	17"	14 <sup>1</sup> / <sub>4</sub> "	13 <sup>1</sup> / <sub>3</sub> "
		24"	23"	14 <sup>1</sup> / <sub>4</sub> "	13 <sup>1</sup> / <sub>3</sub> "
		30"	29"	14 <sup>1</sup> / <sub>4</sub> "	13 <sup>1</sup> / <sub>3</sub> "
Shelf Space	52"H tower	18"	17"	14 <sup>1</sup> / <sub>4</sub> "	18"
		24"	23"	14 <sup>1</sup> / <sub>4</sub> "	18"
		30"	29"	14 <sup>1</sup> / <sub>4</sub> "	18"
Shelf Space	65 <sup>1</sup> / <sub>2</sub> "H tower	18"	17"	14 <sup>1</sup> / <sub>4</sub> "	31 <sup>3</sup> / <sub>8</sub> "
		24"	23"	14 <sup>1</sup> / <sub>4</sub> "	31 <sup>3</sup> / <sub>8</sub> "
		30"	29"	14 <sup>1</sup> / <sub>4</sub> "	31 <sup>3</sup> / <sub>8</sub> "



**Dual Door Tower Shelf Space**

For Universal Storage



Size	Inside Dimensions			
	Actual Depth	D	W	H
48"H tower	18"	16 <sup>3</sup> / <sub>4</sub> "	14 <sup>1</sup> / <sub>4</sub> "	18 <sup>15</sup> / <sub>16</sub> "
	24"	22 <sup>3</sup> / <sub>4</sub> "	14 <sup>1</sup> / <sub>4</sub> "	18 <sup>15</sup> / <sub>16</sub> "
52"H tower	18"	16 <sup>3</sup> / <sub>4</sub> "	14 <sup>1</sup> / <sub>4</sub> "	23 <sup>1</sup> / <sub>4</sub> "
	24"	22 <sup>3</sup> / <sub>4</sub> "	14 <sup>1</sup> / <sub>4</sub> "	23 <sup>1</sup> / <sub>4</sub> "
65 <sup>1</sup> / <sub>2</sub> "H tower	18"	16 <sup>3</sup> / <sub>4</sub> "	14 <sup>1</sup> / <sub>4</sub> "	36 <sup>7</sup> / <sub>8</sub> "
	24"	22 <sup>3</sup> / <sub>4</sub> "	14 <sup>1</sup> / <sub>4</sub> "	36 <sup>7</sup> / <sub>8</sub> "

**Adjustable Shelves**

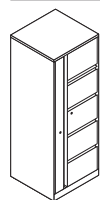
For Universal Storage Open Side Towers, Dual Door Towers, and Full Front Towers



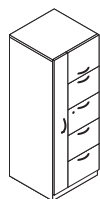
Product	Inside Dimensions	
	D	W
Open side tower	22 <sup>5</sup> / <sub>32</sub> "	14 <sup>1</sup> / <sub>4</sub> "
	28 <sup>5</sup> / <sub>32</sub> "	14 <sup>1</sup> / <sub>4</sub> "
Dual door tower	21 <sup>11</sup> / <sub>16</sub> "	13 <sup>1</sup> / <sub>16</sub> "
Full front tower	21 <sup>11</sup> / <sub>16</sub> "	13 <sup>1</sup> / <sub>16</sub> "

**Tower Top Opening**

For Universal Storage Vertical Drawer Towers and Workstation Verticals



Size	Top Opening Interior of 65 <sup>1</sup> / <sub>2</sub> "H Flush Front Units		
	D	W	H
24"D tower	21 <sup>7</sup> / <sub>8</sub> "	11 <sup>1</sup> / <sub>2</sub> "	11 <sup>1</sup> / <sub>16</sub> "
30"D tower	27 <sup>7</sup> / <sub>8</sub> "	11 <sup>1</sup> / <sub>2</sub> "	11 <sup>1</sup> / <sub>16</sub> "

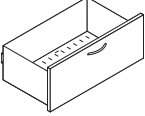
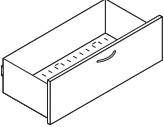
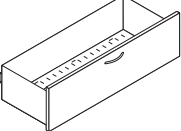


Size	Top Opening Interior of 65 <sup>1</sup> / <sub>2</sub> "H Proud Front Units		
	D	W	H
24"D tower	22 <sup>7</sup> / <sub>8</sub> "	11 <sup>1</sup> / <sub>2</sub> "	12 <sup>1</sup> / <sub>2</sub> "
30"D tower	28 <sup>7</sup> / <sub>8</sub> "	11 <sup>1</sup> / <sub>2</sub> "	12 <sup>1</sup> / <sub>2</sub> "

Storage Capacities and Dimensions, continued

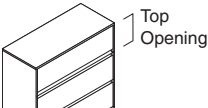
**12"H File Drawers**

For Use in Lateral Files and Combination Cabinets

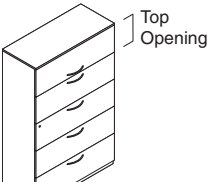
	Size	Inside D	Dimensions W	H	Inside Height Clearance	Letter-Size Storage	Legal-Size Storage	
	30"W drawer	18"D	15 1/16"	26 7/8"	9 3/8"	11 3/8"	26 1/2" 30"	26 1/2" 15" + 11"
		24"D	19 9/16"	26 7/8"	9 3/8"	11 3/8"	26 1/2" 38"	26 1/2" 19"
	36"W drawer	18"D	15 1/16"	32 7/8"	9 3/8"	11 3/8"	32 1/2" 30"	32 1/2" 30"
		24"D	19 9/16"	32 7/8"	9 3/8"	11 3/8"	32 1/2" 38"	32 1/2" 38"
	42"W drawer	18"D	15 1/16"	38 7/8"	9 3/8"	11 3/8"	38 1/2" 45"	38 1/2" 30" + 8"

**Lateral File Fixed Shelf Top Opening**

For Universal Storage

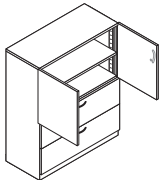
Flush Front Units Including Universal Storage, 200 Series, 800 Series, 900 Series, 100 Series, and Answer	Size	Top Opening Interior of 65½"H Flush Front Units		
		D	W	H
	18"D lateral file	16¾"	28½"	11⅞"
		16¾"	34½"	11⅞"
		16¾"	40½"	11⅞"
23⅞"D lateral file	21¾"	28½"	11⅞"	
	21¾"	34½"	11⅞"	

*Tip: Interior height for roll-out shelf option  
is ⅜" less than for fixed shelf.*

Proud Front Units	Size	Top Opening Interior of 65½"H Proud Front Units		
		D	W	H
	18⅞"D lateral file	14½"	26⅞"	11⅞"
		14½"	32⅞"	11⅞"
		14½"	38⅞"	11⅞"
24"D lateral file	19½"	26⅞"	11⅞"	
	19½"	32⅞"	11⅞"	

**Combination Cabinets with Adjustable  
Shelf Interiors**

For Universal Storage and 800 Series

	Interior Size	Cabinet Interior Height with Fixed Shelf	Cabinet Interior Height with Adjustable Shelf(s)	Rows of Binders Accommo- dated
	<b>52"H unit with two file drawers</b>	24"	23⅜"	22⅝"
<b>65½"H unit with three file drawers</b>	25½"	24⅞"	24⅞"	2
<b>83½"H unit with four file drawers</b>	31½"	30⅞"	29⅜"	2
<b>65½"H unit with two file drawers</b>	37½"	36⅞"	35⅜"	2
<b>83½"H unit with three file drawers</b>	43½"	42⅞"	41⅜"	3

*Tip: Height of fixed shelf is ⅝"  
Height of adjustable shelf is ¾".*

**Adjustable Shelves**For Combination Cabinets, Storage Cabinets, and  
Wardrobe Cabinets

	Size	Inside Dimensions	
		D	W
18"D shelves		15⅜"	22¹¹⁄₃₂"
		15⅜"	28¹¹⁄₃₂"
		15⅜"	34¹¹⁄₃₂"
		15⅜"	40¹¹⁄₃₂"
24"D shelves		20⅜"	22¹¹⁄₃₂"
		20⅜"	28¹¹⁄₃₂"
		20⅜"	34¹¹⁄₃₂"

**Cases**

For Universal Storage

Size	Interior Depth
15"D	14¹⁵⁄₁₆"
18"D	17¹⁵⁄₁₆"
24"D	23¹⁄₁₆"
30"D	29¹⁄₁₆"

Size	Interior Width
15"W	14"
24"W	22½"
30"W	28½"
36"W	34½"
42"W	40½"

Size	Interior Height*
------	------------------

**Bookcases:**

28"H	25½"
40"H	37½"
53½"H	51"
65½"H	63"
83½"H	81"

**All Other Products:**

28"H	24"
40"H	36"
52"H	48"
65½"H	61½"
83½"H	79½"

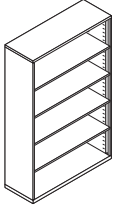
\*Interior height is without any interior components.  
(Example: Fixed shelf, adjustable shelf, etc.)

*Tip: Cases with flush fronts will have approxi-  
mately 1" less interior depth clearance.*

Storage Capacities and Dimensions, continued

**Bookcases**

For Universal Storage



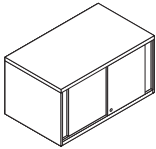
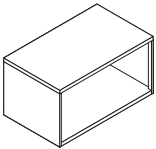
Height	Top Shelf Space	Bottom Shelf Space	Rows of Binders Accommodated
28"	12 <sup>5</sup> / <sub>8</sub> "	12"	2
40"	11 <sup>7</sup> / <sub>8</sub> "	12"	3
53 <sup>1</sup> / <sub>2</sub> "	11 <sup>5</sup> / <sub>8</sub> "	12"	4
65 <sup>1</sup> / <sub>2</sub> "	11 <sup>7</sup> / <sub>8</sub> "	12"	5
83 <sup>1</sup> / <sub>2</sub> "	17 <sup>1</sup> / <sub>8</sub> "	12"	6

*Tip: Height of adjustable shelf is 3/4".*

Width	Inside Dimensions	
	D	W
24"	13 <sup>5</sup> / <sub>8</sub> "	22 <sup>11</sup> / <sub>32</sub> "
30"	13 <sup>5</sup> / <sub>8</sub> "	28 <sup>11</sup> / <sub>32</sub> "
36"	13 <sup>5</sup> / <sub>8</sub> "	34 <sup>11</sup> / <sub>32</sub> "
42"	13 <sup>5</sup> / <sub>8</sub> "	40 <sup>11</sup> / <sub>32</sub> "

**Overfile Cabinets**

With or Without Sliding Doors

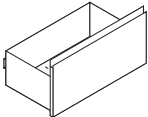
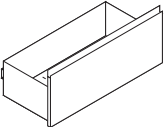
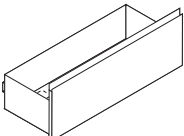


Size	Inside Dimensions		
	D	W	H
30"W overfile cabinets	16 <sup>1</sup> / <sub>4</sub> "	28 <sup>1</sup> / <sub>2</sub> "	16" or 29 <sup>1</sup> / <sub>2</sub> "
36"W overfile cabinets	16 <sup>1</sup> / <sub>4</sub> "	34 <sup>1</sup> / <sub>2</sub> "	16" or 29 <sup>1</sup> / <sub>2</sub> "
42"W overfile cabinets	16 <sup>1</sup> / <sub>4</sub> "	40 <sup>1</sup> / <sub>2</sub> "	16" or 29 <sup>1</sup> / <sub>2</sub> "

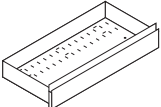
*Tip: Height of adjustable shelf is 3/4".*

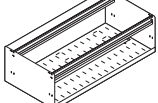
## Buildup Lateral File Drawers and Shelves

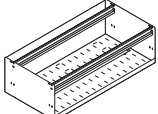
For 800 and 900 Series

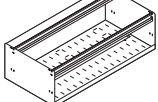
15"H Drawers	Size	Inside Dimensions			Inside Height Clearance	Letter-Size Storage		Legal-Size Storage		Letter- and Legal-Size Storage
		D	W	H						
	30"W lateral file	15 1/16"	26 7/8"	9 3/8"	14 3/8"	26 1/2"	30"	26 1/2"	15" + 10"	
	36"W lateral file	15 1/16"	32 7/8"	9 3/8"	14 3/8"	32 1/2"	30"	32 1/2"	30"	30" letter + 6" legal
	42"W lateral file	15 1/16"	38 7/8"	9 3/8"	14 3/8"	38 1/2"	45"	38 1/2"	30" + 6"	

Tip: The back and sides of 15"H drawers are the same as a standard 12"H drawer. The drawer front is taller to allow increased inside height clearance.

6"H Drawer	Size	Inside D	Dimensions W	H	Inside Height Clearance
	30"W lateral file	15 1/16"	26 7/8"	4 1/16"	5 3/8"
	36"W lateral file	15 1/16"	32 7/8"	4 1/16"	5 3/8"
	42"W lateral file	15 1/16"	38 7/8"	4 1/16"	5 3/8"

12"H Roll-Out Shelves with 15"H Door	Size	Inside D	Dimensions W	H	Inside Height Clearance
	30"W lateral file	15 1/16"	26 7/8"	9 3/8"	13 3/16"
	36"W lateral file	15 1/16"	32 7/8"	9 3/8"	13 3/16"
	42"W lateral file	15 1/16"	38 7/8"	9 3/8"	13 3/16"

12"H Roll-Out Shelves with 13 1/2"H Door	Size	Inside D	Dimensions W	H	Inside Height Clearance
	30"W lateral file	15 1/16"	26 7/8"	9 3/8"	11 11/16"
	36"W lateral file	15 1/16"	32 7/8"	9 3/8"	11 11/16"
	42"W lateral file	15 1/16"	38 7/8"	9 3/8"	11 11/16"

12"H Roll-Out Shelves with 12"H Door	Size	Inside D	Dimensions W	H	Inside Height Clearance
	30"W lateral file	15 1/16"	26 7/8"	9 3/8"	10 3/16"
	36"W lateral file	15 1/16"	32 7/8"	9 3/8"	10 3/16"
	42"W lateral file	15 1/16"	38 7/8"	9 3/8"	10 3/16"

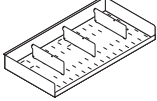
Tip: Three-ring binders do not fit standing upright.

Resources and Surface Materials

Storage Capacities and Dimensions, continued

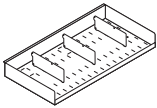
**Lateral File Drawers and Shelves, continued**

**6"H Roll-Out Shelves (two shelves with 15"H door)**



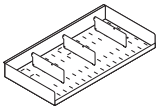
Size	Inside D	Dimensions W	H	Inside Height Clearance
30"W lateral file	15 <sup>5</sup> / <sub>16</sub> "	26 <sup>7</sup> / <sub>8</sub> "	4 <sup>1</sup> / <sub>16</sub> "	5 <sup>15</sup> / <sub>16</sub> "/7 <sup>5</sup> / <sub>16</sub> "
36"W lateral file	15 <sup>5</sup> / <sub>16</sub> "	32 <sup>7</sup> / <sub>8</sub> "	4 <sup>1</sup> / <sub>16</sub> "	5 <sup>15</sup> / <sub>16</sub> "/7 <sup>5</sup> / <sub>16</sub> "
42"W lateral file	15 <sup>5</sup> / <sub>16</sub> "	38 <sup>7</sup> / <sub>8</sub> "	4 <sup>1</sup> / <sub>16</sub> "	5 <sup>15</sup> / <sub>16</sub> "/7 <sup>5</sup> / <sub>16</sub> "

**1"H Roll-Out Shelves (two shelves with 13<sup>1</sup>/<sub>2</sub>"H door)**



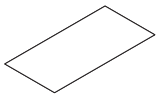
Size	Inside D	Dimensions W	H	Inside Height Clearance
30"W lateral file	15 <sup>5</sup> / <sub>16</sub> "	26 <sup>7</sup> / <sub>8</sub> "	4 <sup>1</sup> / <sub>16</sub> "	5 <sup>15</sup> / <sub>16</sub> "/5 <sup>13</sup> / <sub>16</sub> "
36"W lateral file	15 <sup>5</sup> / <sub>16</sub> "	32 <sup>7</sup> / <sub>8</sub> "	4 <sup>1</sup> / <sub>16</sub> "	5 <sup>15</sup> / <sub>16</sub> "/5 <sup>13</sup> / <sub>16</sub> "
42"W lateral file	15 <sup>5</sup> / <sub>16</sub> "	38 <sup>7</sup> / <sub>8</sub> "	4 <sup>1</sup> / <sub>16</sub> "	5 <sup>15</sup> / <sub>16</sub> "/5 <sup>13</sup> / <sub>16</sub> "

**6"H Roll-Out Shelves (two shelves with 12"H door)**



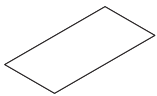
Size	Inside D	Dimensions W	H	Inside Height Clearance
30"W lateral file	15 <sup>5</sup> / <sub>16</sub> "	26 <sup>7</sup> / <sub>8</sub> "	4 <sup>1</sup> / <sub>16</sub> "	5 <sup>15</sup> / <sub>16</sub> "/4 <sup>5</sup> / <sub>16</sub> "
36"W lateral file	15 <sup>5</sup> / <sub>16</sub> "	32 <sup>7</sup> / <sub>8</sub> "	4 <sup>1</sup> / <sub>16</sub> "	5 <sup>15</sup> / <sub>16</sub> "/4 <sup>5</sup> / <sub>16</sub> "
42"W lateral file	15 <sup>5</sup> / <sub>16</sub> "	38 <sup>7</sup> / <sub>8</sub> "	4 <sup>1</sup> / <sub>16</sub> "	5 <sup>15</sup> / <sub>16</sub> "/4 <sup>5</sup> / <sub>16</sub> "

**15"H Fixed Shelf with Receding Door**



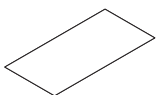
Size	Inside D	Dimensions W	H	Inside Height Clearance
30"W lateral file	16 <sup>3</sup> / <sub>4</sub> "	28 <sup>1</sup> / <sub>2</sub> "	13 <sup>3</sup> / <sub>8</sub> "	13 <sup>3</sup> / <sub>8</sub> "
36"W lateral file	16 <sup>3</sup> / <sub>4</sub> "	34 <sup>1</sup> / <sub>2</sub> "	13 <sup>3</sup> / <sub>8</sub> "	13 <sup>3</sup> / <sub>8</sub> "
42"W lateral file	16 <sup>3</sup> / <sub>4</sub> "	40 <sup>1</sup> / <sub>2</sub> "	13 <sup>3</sup> / <sub>8</sub> "	13 <sup>3</sup> / <sub>8</sub> "

**15"H Open Fixed Shelf**



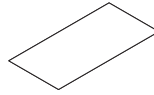
Size	Inside D	Dimensions W	H	Inside Height Clearance
30"W lateral file	16 <sup>3</sup> / <sub>4</sub> "	28 <sup>1</sup> / <sub>2</sub> "	14 <sup>3</sup> / <sub>8</sub> "	14 <sup>3</sup> / <sub>8</sub> "
36"W lateral file	16 <sup>3</sup> / <sub>4</sub> "	34 <sup>1</sup> / <sub>2</sub> "	14 <sup>3</sup> / <sub>8</sub> "	14 <sup>3</sup> / <sub>8</sub> "
42"W lateral file	16 <sup>3</sup> / <sub>4</sub> "	40 <sup>1</sup> / <sub>2</sub> "	14 <sup>3</sup> / <sub>8</sub> "	14 <sup>3</sup> / <sub>8</sub> "

**13<sup>1</sup>/<sub>2</sub>"H Fixed Shelf with Receding Door**



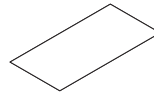
Size	Inside D	Dimensions W	H	Inside Height Clearance
30"W lateral file	16 <sup>3</sup> / <sub>4</sub> "	28 <sup>1</sup> / <sub>2</sub> "	11 <sup>7</sup> / <sub>8</sub> "	11 <sup>7</sup> / <sub>8</sub> "
36"W lateral file	16 <sup>3</sup> / <sub>4</sub> "	34 <sup>1</sup> / <sub>2</sub> "	11 <sup>7</sup> / <sub>8</sub> "	11 <sup>7</sup> / <sub>8</sub> "
42"W lateral file	16 <sup>3</sup> / <sub>4</sub> "	40 <sup>1</sup> / <sub>2</sub> "	11 <sup>7</sup> / <sub>8</sub> "	11 <sup>7</sup> / <sub>8</sub> "

**13<sup>1</sup>/<sub>2</sub>"H Open Fixed Shelf**



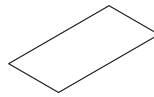
Size	Inside D	Dimensions W	H	Inside Height Clearance
30"W lateral file	16 <sup>3</sup> / <sub>4</sub> "	28 <sup>1</sup> / <sub>2</sub> "	12 <sup>7</sup> / <sub>8</sub> "	12 <sup>7</sup> / <sub>8</sub> "
36"W lateral file	16 <sup>3</sup> / <sub>4</sub> "	34 <sup>1</sup> / <sub>2</sub> "	12 <sup>7</sup> / <sub>8</sub> "	12 <sup>7</sup> / <sub>8</sub> "
42"W lateral file	16 <sup>3</sup> / <sub>4</sub> "	40 <sup>1</sup> / <sub>2</sub> "	12 <sup>7</sup> / <sub>8</sub> "	12 <sup>7</sup> / <sub>8</sub> "

**12"H Fixed Shelf with Receding Door**



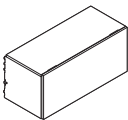
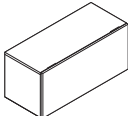
Size	Inside D	Dimensions W	H	Inside Height Clearance
30"W lateral file	16 <sup>3</sup> / <sub>4</sub> "	28 <sup>1</sup> / <sub>2</sub> "	10 <sup>3</sup> / <sub>8</sub> "	10 <sup>3</sup> / <sub>8</sub> "
36"W lateral file	16 <sup>3</sup> / <sub>4</sub> "	34 <sup>1</sup> / <sub>2</sub> "	10 <sup>3</sup> / <sub>8</sub> "	10 <sup>3</sup> / <sub>8</sub> "
42"W lateral file	16 <sup>3</sup> / <sub>4</sub> "	40 <sup>1</sup> / <sub>2</sub> "	10 <sup>3</sup> / <sub>8</sub> "	10 <sup>3</sup> / <sub>8</sub> "

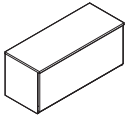
**12"H Open Fixed Shelf**





Size	Inside D	Dimensions W	H	Inside Height Clearance
30"W lateral file	16 <sup>3</sup> / <sub>4</sub> "	28 <sup>1</sup> / <sub>2</sub> "	11 <sup>3</sup> / <sub>8</sub> "	11 <sup>3</sup> / <sub>8</sub> "
36"W lateral file	16 <sup>3</sup> / <sub>4</sub> "	34 <sup>1</sup> / <sub>2</sub> "	11 <sup>3</sup> / <sub>8</sub> "	11 <sup>3</sup> / <sub>8</sub> "
42"W lateral file	16 <sup>3</sup> / <sub>4</sub> "	40 <sup>1</sup> / <sub>2</sub> "	11 <sup>3</sup> / <sub>8</sub> "	11 <sup>3</sup> / <sub>8</sub> "


### Overhead Bins and Shelves

Answer Over the Case Bins and Universal Over the Case Bins	Size	Inside Dimensions		
		D	W	H
	24"W bin	13 <sup>3</sup> / <sub>8</sub> "	23 <sup>13</sup> / <sub>16</sub> "	13 <sup>1</sup> / <sub>16</sub> "
	30"W bin	13 <sup>3</sup> / <sub>8</sub> "	29 <sup>13</sup> / <sub>16</sub> "	13 <sup>1</sup> / <sub>16</sub> "
	36"W bin	13 <sup>3</sup> / <sub>8</sub> "	35 <sup>13</sup> / <sub>16</sub> "	13 <sup>1</sup> / <sub>16</sub> "
	42"W bin	13 <sup>3</sup> / <sub>8</sub> "	41 <sup>13</sup> / <sub>16</sub> "	13 <sup>1</sup> / <sub>16</sub> "
	48"W bin	13 <sup>3</sup> / <sub>8</sub> "	47 <sup>13</sup> / <sub>16</sub> "	13 <sup>1</sup> / <sub>16</sub> "
	60"W bin	13 <sup>3</sup> / <sub>8</sub> "	59 <sup>13</sup> / <sub>16</sub> "	13 <sup>1</sup> / <sub>16</sub> "
	72"W bin	13 <sup>3</sup> / <sub>8</sub> "	71 <sup>13</sup> / <sub>16</sub> "	13 <sup>1</sup> / <sub>16</sub> "

Universal In the Case Bins	Size	Inside Dimensions		
		D	W	H
	24"W bin	13 <sup>3</sup> / <sub>8</sub> "	23 <sup>13</sup> / <sub>16</sub> "	12 <sup>1</sup> / <sub>4</sub> "
	30"W bin	13 <sup>3</sup> / <sub>8</sub> "	29 <sup>13</sup> / <sub>16</sub> "	12 <sup>1</sup> / <sub>4</sub> "
	36"W bin	13 <sup>3</sup> / <sub>8</sub> "	35 <sup>13</sup> / <sub>16</sub> "	12 <sup>1</sup> / <sub>4</sub> "
	42"W bin	13 <sup>3</sup> / <sub>8</sub> "	41 <sup>13</sup> / <sub>16</sub> "	12 <sup>1</sup> / <sub>4</sub> "
	48"W bin	13 <sup>3</sup> / <sub>8</sub> "	47 <sup>13</sup> / <sub>16</sub> "	12 <sup>1</sup> / <sub>4</sub> "
	60"W bin	13 <sup>3</sup> / <sub>8</sub> "	59 <sup>13</sup> / <sub>16</sub> "	12 <sup>1</sup> / <sub>4</sub> "
	72"W bin	13 <sup>3</sup> / <sub>8</sub> "	71 <sup>13</sup> / <sub>16</sub> "	12 <sup>1</sup> / <sub>4</sub> "

Universal Shelves For Answer	Size	Inside Dimensions		
		D	W	H
	24"W shelf	13 <sup>3</sup> / <sub>8</sub> "	23 <sup>13</sup> / <sub>16</sub> "	6 <sup>1</sup> / <sub>4</sub> "
	30"W shelf	13 <sup>3</sup> / <sub>8</sub> "	29 <sup>13</sup> / <sub>16</sub> "	6 <sup>1</sup> / <sub>4</sub> "
	36"W shelf	13 <sup>3</sup> / <sub>8</sub> "	35 <sup>13</sup> / <sub>16</sub> "	6 <sup>1</sup> / <sub>4</sub> "
	42"W shelf	13 <sup>3</sup> / <sub>8</sub> "	41 <sup>13</sup> / <sub>16</sub> "	6 <sup>1</sup> / <sub>4</sub> "
	48"W shelf	13 <sup>3</sup> / <sub>8</sub> "	47 <sup>13</sup> / <sub>16</sub> "	6 <sup>1</sup> / <sub>4</sub> "
	60"W shelf	13 <sup>3</sup> / <sub>8</sub> "	59 <sup>13</sup> / <sub>16</sub> "	6 <sup>1</sup> / <sub>4</sub> "
	72"W shelf	13 <sup>3</sup> / <sub>8</sub> "	71 <sup>13</sup> / <sub>16</sub> "	6 <sup>1</sup> / <sub>4</sub> "

Universal Shelves For Avenir	Size	Inside Dimensions		
		D	W	H
	24"W shelf	13 <sup>3</sup> / <sub>8</sub> "	23 <sup>13</sup> / <sub>16</sub> "	5 <sup>1</sup> / <sub>2</sub> "
	30"W shelf	13 <sup>3</sup> / <sub>8</sub> "	29 <sup>13</sup> / <sub>16</sub> "	5 <sup>1</sup> / <sub>2</sub> "
	36"W shelf	13 <sup>3</sup> / <sub>8</sub> "	35 <sup>13</sup> / <sub>16</sub> "	5 <sup>1</sup> / <sub>2</sub> "
	42"W shelf	13 <sup>3</sup> / <sub>8</sub> "	41 <sup>13</sup> / <sub>16</sub> "	5 <sup>1</sup> / <sub>2</sub> "
	48"W shelf	13 <sup>3</sup> / <sub>8</sub> "	47 <sup>13</sup> / <sub>16</sub> "	5 <sup>1</sup> / <sub>2</sub> "
	60"W shelf	13 <sup>3</sup> / <sub>8</sub> "	59 <sup>13</sup> / <sub>16</sub> "	5 <sup>1</sup> / <sub>2</sub> "
	72"W shelf	13 <sup>3</sup> / <sub>8</sub> "	71 <sup>13</sup> / <sub>16</sub> "	5 <sup>1</sup> / <sub>2</sub> "

Universal Shelves For Montage	Size	Inside Dimensions		
		D	W	H
	24"W shelf	13 <sup>3</sup> / <sub>8</sub> "	23 <sup>13</sup> / <sub>16</sub> "	9 <sup>3</sup> / <sub>4</sub> "
	30"W shelf	13 <sup>3</sup> / <sub>8</sub> "	29 <sup>13</sup> / <sub>16</sub> "	9 <sup>3</sup> / <sub>4</sub> "
	36"W shelf	13 <sup>3</sup> / <sub>8</sub> "	35 <sup>13</sup> / <sub>16</sub> "	9 <sup>3</sup> / <sub>4</sub> "
	42"W shelf	13 <sup>3</sup> / <sub>8</sub> "	41 <sup>13</sup> / <sub>16</sub> "	9 <sup>3</sup> / <sub>4</sub> "
	48"W shelf	13 <sup>3</sup> / <sub>8</sub> "	47 <sup>13</sup> / <sub>16</sub> "	9 <sup>3</sup> / <sub>4</sub> "
	60"W shelf	13 <sup>3</sup> / <sub>8</sub> "	59 <sup>13</sup> / <sub>16</sub> "	9 <sup>3</sup> / <sub>4</sub> "
	72"W shelf	13 <sup>3</sup> / <sub>8</sub> "	71 <sup>13</sup> / <sub>16</sub> "	9 <sup>3</sup> / <sub>4</sub> "

# Surface Materials

**This listing** includes all the surface material choices that are available for the products in this specification guide.

## Resources

For more information about surface materials, refer to the following resources:

**Additional surface materials specification tools** are available to assist you in the specification process—the Surface Materials Binders.

## Surface Materials

### Binders include:

- Surface Materials Reference Manual
- A complete set of swatch cards for hard surfaces, vertical surface fabrics, and seating upholstery

## Paint

### Steelcase Surfaces

Applies to:

- 800 and 900 Series storage products
- 200 Series storage products
- Universal bins and shelves
- Universal laminate enhanced storage
- Overhead storage
- Universal storage
- Overfile cabinets

### Price Group 1

#### Smooth Paint

4242 Milk

#### Textured Paint

7207 Black  
7225 Sand  
7236 Fog  
7237 Slate  
7238 Fieldstone  
7239 Midnight  
7241 Arctic White  
7243 Seagull  
7360 Merle

### Price Group 2

#### Smooth Metallic Paint

4728 Nickel Metallic  
4743 Mineral Metallic  
4744 Pearl Metallic  
4750 Champagne Metallic  
4752 Steel Metallic  
4788 Gold Dust Metallic  
4798 Sterling Metallic  
4799 Platinum Metallic  
4803 Near Black Metallic

#### Textured Metallic Paint

7245 Carbon Metallic  
7246 Midnight Metallic

### Select Surfaces

### Price Group 3

#### Accent paint

Accent paints allow you to choose from a pre-matched color palette of trend driven colors. Refer to the Surface Materials Reference Manual for more information.

#### Lux Coatings

4B20 Obsidian  
4B22 Matte Brass  
4B23 Burnished Bronze  
4B24 Night Bronze  
4B25 Matte Copper  
4B26 Smoked Mica  
4B27 Blue Steel  
4B28 Silver Lilac  
4B29 Cast Iron  
4B30 Bright Gold

### Custom Surfaces

### Price Group 3

#### PerfectMatch

PerfectMatch is a service that allows you to create your own paint color through the Customiz program. Refer to the *Surface Materials Reference Manual* for more information about this program.

## Accessory Paint

### Steelcase Surfaces

Applies to:

- Universal lateral files with c:scape pulls
- 4140 Arctic White Gloss  
4144 Black Gloss

## Laminate

### Steelcase Surfaces

### High-Pressure Laminate

### Price Group 1

Applies to:

- 800 and 900 Series tops
- TS Series storage
- Universal storage tops
- Universal laminate enhanced storage

#### Fiber Laminate

2850 Vanadium Fiber  
2851 Rhyme Fiber  
2852 Tungsten Fiber  
2854 Vellum Fiber  
2859 Novell Fiber  
2860 Granite Fiber  
2861 Coconut Fiber  
2862 Stucco Fiber

#### Metallic Laminate

2503 Brushed Silver

#### Micro Laminate

2920 Marl Micro  
2921 Gypsum Micro  
2922 Clay Micro  
2923 Shadow Micro

#### Patina Laminate

2870 Blonde Bronze Patina  
2871 Blackened Bronze Patina  
2873 Instant Iron Patina

#### Solid Laminate

2722 Cream  
2730 Arctic White  
2746 Black  
2759 Warm White  
2811 Mist  
2883 Seagull  
2884 Milk  
2885 Dune  
2HMG Merle

#### Speckle Laminate

2820 Coffee Speckle  
2822 Woodrose Speckle  
2823 Driftwood Speckle  
2824 Smoke Speckle  
2825 Vanadium Speckle  
*Tip: Some wood veneer finishes and woodgrain laminates share the same name. Because of the difference in materials, veneers and laminates of the same name are not an exact match but do coordinate with each other.*

#### Woodgrain Laminate

2406 Clear Cherry  
2409 Clear Maple  
2410 Graphite Walnut  
2412 Natural Cherry  
2422 Medium Cherry  
2511 Winter on Maple  
2538 Clear Walnut  
2539 Warm Oak  
2592 Blonde on Maple  
2612 Marbled Maple  
2614 Chocolate Walnut  
2615 Marbled Cherry  
2714 Natural Walnut  
2772 Medium Mahogany on Walnut  
2HAK Clear Oak  
2HAN Ash Noce  
2HAT Acacia  
2HAW Ash Wenge  
2HBN Bisque Noce  
2HBW Bisque Wenge  
2HCN Clay Noce  
2HCW Clay Wenge  
2HSN Storm Noce  
2HSW Storm Wenge

### turnstone Laminate Collection

A selection of laminates and edge bands in this collection are available on Steelcase brand products. This collection is available with standard leadtimes and supported like standard laminates to help make ordering easy. Please see the turnstone section of village.steelcase.com for swatching information.

2535 Virginia Walnut  
2536 Blackwood  
2612 Marbled Maple  
2614 Chocolate Walnut  
2615 Marbled Cherry  
*Tip: turnstone Collection Laminates are not available on bullnose laminate storage tops.*

### Select Surfaces

### High-Pressure Laminate

### Price Group 1

#### Textured Woodgrain Laminate

2TH2 Fawn Cypress  
2TH3 Weathered Char  
2TH4 Saddle Oak  
2TH5 Veranda Teak  
2TH6 Persian Cherry  
2TH7 Walnut Heights

### Price Group 2

#### Textured Woodgrain Laminate

2UH1 Reclaimed Aggregate  
2UH2 Reclaimed Gravel  
2UH4 Cement  
2UH6 Sheetrock



**Steelcase Surfaces****Low-Pressure Laminate****Fiber Laminate**

- 2L50 Vanadium Fiber LPL
- 2L52 Tungsten Fiber LPL

**Metallic Laminate**

- 2L03 Brushed Silver LPL

**Solid Laminate**

- 247L Black V2 LPL
- 2L30 Arctic White LPL
- 2L83 Seagull LPL
- 2L84 Milk LPL
- 2L85 Dune
- 2HMG Merle

**Woodgrain Laminate**

- 25L1 Winter on Maple LPL
- 25L5 Virginia Walnut LPL
- 25L6 Blackwood LPL
- 25L8 Clear Walnut LPL
- 25L9 Warm Oak LPL
- 262L Marbled Maple LPL
- 264L Chocolate Walnut LPL
- 267L Marbled Cherry V2 LjPL
- 26L1 Natural Cherry V2 LPL
- 2LAK Clear Oak LPL
- 2LAN Ash Noce LPL
- 2LAT Acacia LPL
- 2L09 Clear Maple LPL
- 2LAW Ash Wenge LPL
- 2LBN Bisque Noce LPL
- 2LBW Bisque Wenge LPL
- 2LCN Clay Noce LPL
- 2LCW Clay Wenge LPL
- 2LSN Storm Noce LPL
- 2LSW Storm Wenge LPL

**Custom Surfaces****Open Line Laminate (OLL)**

This service allows you to order non-standard laminates at an additional processing fee of \$69 per unit plus the cost of the laminate.

High-Pressure Laminate pricing does not include premium or digitally printed patterns from any suppliers. Laminate cost may also vary for basic or standard laminates from other suppliers. Please contact the OLL consultant at 616.475.2426 for pricing. The cost of the laminate will be added to your invoice as a separate line on the acknowledgement.

**Edge color** for open line laminate must be determined by the dealer and customer before orders can be entered.

**When processing orders** for Open Line laminates on Universal Storage tops, specify 2900 in the laminate finish field and enter the OLL manufacturer information. Enter the required edge finish as you would a standard laminate.

**Laminate Approval and Material Requirements**

To confirm whether a particular laminate has already been tested for use on a specific Steelcase product or to determine material square foot requirements:

- Visit [www.steelcase.com](http://www.steelcase.com)

**For additional information**, refer to the *Steelcase Surface Materials Reference Manual*.

**Wood**

Steelcase carefully selects veneer and solid wood for consistent color and grain structure. Wood is a natural material and variations will occur in color, grain and texture. These variations are part of the inherent natural beauty of wood and are not considered defects.

All wood products will darken with age and exposure to ultraviolet light. This is especially apparent with cherry and maple veneer. We recommend that desk accessories be rearranged periodically to ensure even aging of wood surfaces.

When storing your wood furniture, please follow the following guidelines:

- Do not store products in trailers
- Store products in areas that simulate office temperatures (60°F to 90°F)
- Store products in areas that maintain constant, office-like humidity levels
- Keep product away from light. Cover products to make sure they are not exposed to light.

**Steelcase Surfaces****Veneer**

Veneers are matched for proper balance and consistency. Veneers are available flat cut or quarter cut, except for Oak, which is rift cut. Refer to the *Surface Materials Reference Manual* for descriptions of each cut.

**Open-pore finish** is a medium gloss finish that leaves the wood grain texture visible to the eye and distinguishable to the touch.

Applies to:

- 800 and 900 Series tops
- 200 Series tops
- Universal bins
- Universal Storage tops and fronts
- Overhead storage
- High-Density storage

**Flat-cut open-pore finish choices****Wood Group 1**

- 3062 FC/OP Graphite Walnut
- 3402 FC/OP Clear Cherry (Aged)
- 3412 FC/OP Natural Cherry
- 3422 FC/OP Medium Cherry
- 3522 FC/OP Clear Maple\*
- 3572 FC/OP Amber on Maple
- 3592 FC/OP Blonde on Maple
- 3702 FC/OP Clear Walnut
- 3712 FC/OP Natural Walnut
- 3722 FC/OP Dark Mahogany on Walnut
- 3752 FC/OP Medium Walnut
- 3762 FC/OP Dark Walnut
- 3772 FC/OP Medium Mahogany on Walnut

## Surface Materials, continued

**Quarter-cut open-pore finish choices****Wood Group 1**

3222	QC/OP Clear Maple*
3272	QC/OP Amber on Maple
3292	QC/OP Blonde on Maple
3302	QC/OP Clear Walnut
3312	QC/OP Natural Walnut
3322	QC/OP Dark Mahogany on Walnut
3352	QC/OP Medium Walnut
3362	QC/OP Dark Walnut
3372	QC/OP Medium Mahogany on Walnut
3382	QC/OP Graphite Walnut

**Rift-cut open-pore finish choices****Wood Group 1**

3602	RC/OP Desert Oak
3612	RC/OP Warm Oak
3692	RC/OP Espresso Oak

**Full-fill finish** is a medium-gloss finish that completely fills the grain texture, yet allows the grain pattern to be seen. The wood has a lustrous, satiny look, and it is smooth to the touch. This finish is available on the wood work surface or field-installed top only.

**Flat-cut full-fill finish choices****Wood Group 1**

3064	FC/FF Graphite Walnut
3404	FC/FF Clear Cherry (Aged)
3414	FC/FF Natural Cherry
3424	FC/FF Medium Cherry
3524	FC/FF Clear Maple*
3544	FC/FF Blonde on Maple
3574	FC/FF Amber on Maple
3704	FC/FF Clear Walnut
3714	FC/FF Natural Walnut
3724	FC/FF Dark Mahogany on Walnut
3754	FC/FF Medium Walnut
3764	FC/FF Dark Walnut
3774	FC/FF Medium Mahogany on Walnut

**Quarter-cut full-fill finish choices****Wood Group 1**

3224	QC/FF Clear Maple*
3274	QC/FF Amber on Maple
3294	QC/FF Blonde on Maple
3304	QC/FF Clear Walnut
3314	QC/FF Natural Walnut
3324	QC/FF Dark Mahogany on Walnut
3354	QC/FF Medium Walnut
3364	QC/FF Dark Walnut
3374	QC/FF Medium Mahogany on Walnut
3384	QC/FF Graphite Walnut

**Rift-cut full-fill finish choices****Wood Group 1**

3604	RC/FF Desert Oak
3614	RC/FF Warm Oak
3694	RC/FF Espresso Oak

\*Because no stain is used in the clear-coat process, a sign-off will be required prior to orders being accepted for this finish. The sign-off sheet is available through Steelcase advertising stock. Form number 05-0001370

**Steelcase Surfaces****Premium Veneers**

A selection of Premium veneers in this collection are available on most Steelcase brand products. The collection will be available as close to standard leadtimes as possible. However, because adequate supplies of veneer and solids must be secured, all orders will be scheduled individually. Leadtimes will vary based on Premium veneer and Premium solids availability at the time the order is placed. The collection is Graded-In as Wood Group 2 and Wood Group 3, and supported like standard veneers to make ordering easy. Please see the Steelcase surface materials section on village.steelcase.com for sample information and product line availability. All premium veneers are in clear-coat.

**Quarter-cut open-pore finish choices****Wood Group 2**

3032	QC/OP Dark Thin Line Bamboo
3042	QC/OP Ash
3052	QC/OP Ribbon Sapele

**Wood Group 3**

3832	QC/OP Figured Anegre
3842	QC/OP Figured Makore

*Tip: Full-fill finish is not available on Premium veneers as a standard. Because no stain is used in the clear-coat process, the natural color and grain variations in the wood will be visible. A sign-off sheet, that shows the potential range of variation, will be required prior to orders being accepted for all Premium veneers. The sign-off sheet is available through Steelcase AdStock.*

**Select Surfaces**

For information on products within Select Surfaces, including accent paints and fabrics from Designtex, Gabriel, Kvadrat, and Pollack, please refer to the *Surface Materials Reference Manual* or visit [steelcase.com/surface-materials](http://steelcase.com/surface-materials) under the Select Surfaces section.

**Composite Veneer**

Composite veneers are an engineered wood intended to create specific grain patterns and characteristics. They are pre-stained and finished with Steelcase's Clarity water-borne UV topcoat, which protects the environment while providing durability and clarity. Only open-pore finishes are available on composite wood. Composite veneer and matching edge bands are available on most Steelcase brand products. Composites, for use as a solid nosing substitute, are not available. Steelcase does not recommend mixing composite veneers with natural solid nosings because composite and natural wood grain and color matching are rarely compatible. Composite veneers are Graded-In as Wood Group 1 pricing.

**Flat-cut open-pore finish choices****Wood Group 1**

3JDX	FC/OP Oak Composite
3JFX	FC/OP Maple Composite
3JHX	FC/OP Cherry Composite
3JJX	FC/OP Walnut Composite

**Quarter-cut open-pore finish choices****Wood Group 1**

3F8X	QC/OP European Walnut Composite
3GAX	QC/OP Gold Teak Composite
3GFX	QC/OP Rosewood Composite
3GGX	QC/OP Zebrano Composite
3HGX	QC/OP Oak Composite
3HVX	QC/OP Walnut Composite
3JEX	QC/OP Maple Composite
3JGX	QC/OP Cherry Composite
3ZNX	QC/OP Night Cerused Oak Composite

**Natural Veneer**

Natural veneer is available in the Select Surfaces offering. Natural veneer may have extended lead-times. Place your order as you normally would for any other finish, calling out the appropriate finish code.

The following finishes are available through the natural veneer offering:

**Flat-cut open-pore finish choices****Wood Group 1**

3342	FC/OP Black Walnut
35A2	FC/OP Blanch Maple
37A2	FC/OP Thunder Walnut

**Wood Group 3**

3082	FC/OP Washed Walnut
------	---------------------

**Flat-cut full-fill finish choices****Wood Group 1**

3734	FC/FF Black Walnut
------	--------------------

**Wood Group 3**

3084	FC/FF Washed Walnut
------	---------------------

**Quarter-cut open-pore finish choices****Wood Group 1**

32A2	QC/OP Blanch Maple
33A2	QC/OP Thunder Walnut
3392	QC/OP Black Walnut

**Quarter-cut full-fill finish choices****Wood Group 1**

3394	QC/FF Black Walnut
------	--------------------

**Rift-cut open-pore finish choices****Wood Group 1**

36A2	RC/OP Volcanic Oak
------	--------------------

**Planked Veneer**

Planked veneer is available in the Select Surfaces offering. Planked veneer may have extended lead-times. Place your order as you normally would for any other finish, calling out the appropriate finish code.

The following finishes are available through the planked veneer offering:

**Wood Group 1**

3P41	OP Planked Cherry
3P51	OP Planked Maple
3P61	OP Planked Oak
3P71	OP Planked Walnut

*Tip: Known for its uniqueness, planked veneer has intentional and natural variations that include, but are not limited to: character marks, grain pattern, color, and natural color aging.*

## Custom Surfaces

**Customiz stain** is a service that allows you to create your own stain colors and finishes on standard veneer. Customiz stain color is available on all product lines that offer wood veneer.

A \$500 stain-matching fee applies on CUSTOMIZ requests (Exception: The \$500 fee does not apply on matches to Coalesse standard finishes or for a low-gloss finish request on a standard color). The \$500 fee covers the cost of formulating the Customiz color finish and applies regardless of whether or not an order for product is placed.

In addition, an approval form must be signed to indicate customer acceptance of Customiz match. A \$1,500 initiation fee will be charged prior to first order entry. This initiation fee activates the finish for unlimited use on any Steelcase product for an 18 month time period. After the 18 month time period has lapsed, the Customiz finish may be reactivated for another 18 months for a \$1,000 fee at any point within five years after the \$1,500 initiation fee was paid. If the finish is not reactivated within five years after the \$1,500 initiation fee was paid, the finish will be culled and the customer will need to pay the \$1,500 initiation fee again. All style number related Customiz charges products are no cost as of April 2014. The matching and initiation fees are not discountable. Customiz stain takes 10 days to formulate. Consult the *Surface Materials Reference Manual* for more information. Custom veneers are also available and must be quoted by Steelcase specials group. Customiz stain on custom veneers takes 2 to 4 weeks to formulate.

Requirements and information on ordering a Customiz stain color are found in the *Surface Materials Reference Manual*.

## Plastic

### Steelcase Surfaces

Applies to:

- 3 mm edge profile on Universal systems worksurfaces and tables with High-Pressure Laminate
- 1 mm square edge profile on Universal storage laminate tops
- Square edge laminate top on 200 Series and 900 Series
- 1 mm and 3 mm edge profile on Universal laminate enhanced storage

6000	Black
6001	Coffee
6009	Arctic White
6034	Natural Cherry
6036	Medium Cherry
6037	Winter on Maple
6038	Blonde on Maple
6041	Natural Walnut
6045	Medium Mahogany on Walnut
6052	Milk
6053	Seagull
6231	Graphite Walnut
6234	Clear Cherry
6237	Clear Maple
6242	Virginia Walnut
6243	Blackwood
6245	Clear Walnut
6246	Warm Oak
6249	Platinum Solid
6271	Plywood
6527	Merle
6615	Grey V5
6619	Ice
6631	Cream
6635	Dawn
6636	Mist
6654	Sand
6655	Warm White
6676	Marbled Maple
6677	Chocolate Walnut
6678	Marbled Cherry
6694	Slate
6695	Midnight
6697	Fog
6698	Fieldstone
6703	Ash Wenge
6704	Storm Wenge
6705	Bisque Wenge
6706	Clay Wenge
6707	Ash Noce
6708	Bisque Noce
6709	Clay Noce
6710	Storm Noce

## Select Surfaces

6T02	Fawn Cypress
6T03	Weathered Char
6T04	Saddle Oak
6T05	Veranda Teak
6T06	Persian Cherry
6T07	Walnut Heights
6T08	Aggregate
6T09	Gravel
6T10	Cement
6T12	Sheetrock

### Steelcase Surfaces

Applies to:

- P-edge profile on Universal systems worksurfaces and tables with High-Pressure Laminate

6000	Black
6009	Arctic White
6052	Milk
6053	Seagull
6249	Platinum Solid
6654	Sand
6694	Slate
6695	Midnight
6697	Fog
6698	Fieldstone

*Tip: Light color plastic edges are susceptible to degradation due to normal wear and tear. Staining (e.g., ball point pen or clothing dyes such as blue jeans) and dirt effects are more pronounced in light colors and are not considered defects.*

Applies to:

- SOTO storage
- 6009 Arctic White
- 6302 Baltic
- 6338 Chili
- 6527 Merle
- 6BE2 Light Peacock
- 6BE3 Cotton Candy

Applies to:

- SOTO functional screen
- SOTO mobile caddy
- SOTO launch pad
- SOTO monitor bridge
- 6009 Arctic White
- 6527 Merle

## Metal

### Steelcase Surfaces

Applies to:

- Cabby legs
- Elliptical leg
- 9201 Polished Chrome

Applies to:

- Field-installed round grommet
- 9201 Polished Chrome
- 9211 Nickel

Applies to:

- Universal pulls: contemporary, handle, jazz, and bar
- 0835 Black
- 9201 Polished Chrome
- 9211 Nickel
- 9212 Silver

## Glass

### Steelcase Surfaces

Applies to:

- Universal storage
- 6530 Frosted

Applies to:

- Universal over the case or Universal in the case bin picture frame door glass insert
- 6580 Ice White

## Acrylic

### Steelcase Surfaces

Applies to:

- Universal over the case or Universal in the case bin picture frame door acrylic insert
- 6538 Satin

## Seating Upholstery

Applies to:

- Mobile pedestal cushion top and one- and 1.5-high lateral file cushions
- \*Not available on basic cushions

### Steelcase Surfaces

#### Price Group 1

#### Buzz2

5F03	Tomato
5F04	Red
5F05	Burgundy
5F06	Sky
5F07	Blue
5F08	Navy
5F10	Grape
5F11	Eggplant
5F15	Stone
5F16	Grey
5F17	Black

## Era

5ER0	Cobalt
5ER1	Harbor
5ER2	Blue Nickel
5ER3	Pistachio
5ER4	Canary
5ER5	Comet
5ER6	Truffle
5ER7	Saffron
5ER8	Pink Lemonade
5ER9	Onyx
5ES0	Scarlet
5ES1	Lentil
5ES2	Oatmeal
5ES3	Persimmon
5ES4	Sprout
5ES5	Blue Mint
5ES6	Royal Blue
5ES7	Night Owl

## Jacks

5B61	Taupe
5B63	Camel
5B64	Pewter
5B70	Midnight

## Link

5A20	Burgundy
5A21	Rust
5A23	Green
5A24	Blue
5A25	Navy
5A26	Purple
5A27	Black
5A28	Ocean
5A29	Lichen
5A30	Chamois

## New Black

5J10	New Black: Bruce
5J11	New Black: Henry

## Playground

5F28	Claret
5F31	Nut
5F33	Stone
5F34	Sky
5F35	Navy
5F36	Huckleberry
5F37	Charcoal

## Price Group 2

## Chainmail

5550	Cotton
5551	Space
5552	Silver Dollar
5553	Volcano
5554	Orange Crush
5555	Tricycle
5556	Geranium
5557	Banana
5558	Margarita
5559	Lagoon

## Surface Materials, continued

**Cogent: Connect**

5S15 Coconut  
 5S16 Turmeric/Honey  
 5S17 Tangerine  
 5S18 Scarlet  
 5S19 Concord  
 5S21 Blue Jay  
 5S23 Wasabi  
 5S24 Nickel  
 5S25 Graphite  
 5S26 Licorice  
 5S27 Malt  
 5S28 Root Beer  
 5S93 Blueprint  
 5S94 Lizard/Jungle  
 5S95 Sailor  
 5S96 Quicksilver  
 5S98 Canary  
 5S99 Lipstick/Merlot  
 5SD0 Royal Blue  
 5SD1 Aubergine  
 5SD2 Peacock  
 5SD3 Lagoon  
 5SD4 Saffron

**Cogent: Trails**

5S29 Bronzite  
 5S85 Agate  
 5S86 Lapis  
 5S88 Quartz  
 5S90 Tiger Eye  
 5S91 Travertine  
 5S92 Topaz

**New Black**

5J08 New Black: Jack  
 5J09 New Black: James  
 5J12 New Black: Harley

**Nitelights**

5F58 Hazelnut  
 5F61 Earth  
 5F62 Shore  
 5F63 Moss  
 5F66 Stone  
 5F67 Moon

**Seating Vinyl\***

5801 Topaz  
 5805 Foggy Night  
 5809 Black  
 5810 Forest  
 5812 Navy  
 5813 Currant  
 5814 Leaf  
 5815 Seaside  
 5817 Pebble  
 5818 Spice  
 5819 Thistle  
 5820 Coffee  
 5822 Iris

**Stand In\***

5621 Sleet  
 5622 Lunar  
 5623 Cyclone  
 5624 Eclipse  
 5625 Powder  
 5626 Chardonnay  
 5627 Graham  
 5628 Sedimet  
 5629 Allspice  
 5630 Apple  
 5631 Lava  
 5632 Cayenne  
 5633 Plaintain  
 5634 Parsley  
 5635 Scallion  
 5636 Atlantis  
 5691 Orca  
 5640 Burlap  
 5641 Porter  
 5642 Tusk  
 5643 Putty  
 5644 Blueberry  
 5645 Chartreuse  
 5646 Mango  
 5647 Sedona  
 5648 Juniper  
 5649 Peanut  
 \*Not available on basic cushions

**Spyder**

5B01 Foggy Night  
 5B04 Peri

**Price Group 3****Billiard Multi-Use by  
by Designtex**

5H10 Bone  
 5H11 Poppy  
 5H12 Tangelo  
 5H13 Citron  
 5H14 Avocado  
 5H15 Hunter  
 5H16 Indigo  
 5H17 Mallard  
 5H18 Teak  
 5H19 Cumulus  
 5H20 Pewter  
 5H21 Gunmetal  
 5H22 Ink

**Gaja - Cradle to  
Cradle™ Silver**

5W40 Black  
 5W41 Pepper  
 5W42 Pearl Grey  
 5W43 Crimson  
 5W44 Ink  
 5W45 Night Blue  
 5W46 Petrol  
 5W48 Sepia  
 5W49 Umber  
 5W51 Camellia Red  
 5W52 Emerald  
 5W53 Snow Pea  
 5W54 Olive  
 5W56 Maroon  
 5W57 Black Raspberry  
 5W58 Spruce  
 5W59 Apple Green  
 5W60 Deep Blue  
 5W61 Chili Pepper

**Imperma**

TM01 Toffee  
 TM02 Pigeon  
 TM03 Fossil  
 TM04 Poppyseed  
 TM05 Auburn  
 TM06 Cumin  
 TM07 Marble  
 TM08 Cliff  
 TM09 Tarragon  
 TM10 Pesto  
 TM11 Wave  
 TM12 Niagara  
 TM13 Tuscan  
 TM14 Peppercorn

**Redeem**

TM50 Brick  
 TM52 Cinnamon  
 TM53 Daisy  
 TM54 Pine  
 TM55 Water  
 TM56 Dill  
 TM57 Lavender  
 TM58 Mallard  
 TM59 Caramel  
 TM60 Greyhound  
 TM61 Mocha  
 TM62 Iceberg  
 TM63 Chesnut  
 TM64 Granite  
 TM66 Barnwood

**Retrieve**

TM30 Kelly  
 TM31 Lake  
 TM32 Gala  
 TM33 Papaya  
 TM34 Dandelion  
 TM35 Curry  
 TM36 Lilac  
 TM37 Submarine  
 TM38 Driftwood  
 TM40 Quarry  
 TM42 Shadow  
 TM43 Seal  
 TM44 Chalk

**Texel**

TM20 Angora  
 TM21 Grist  
 TM22 Galaxy  
 TM23 Terracotta  
 TM24 Nude  
 TM25 Field  
 TM26 Haze

**Price Group 5****Bo Peep**

5G67 Bone  
 5G69 Brown Sugar  
 5G70 Chocolate Chip  
 5G71 Candlelight  
 5G72 Honey Mustard  
 5G73 Marmalade  
 5G74 Picnic  
 5G75 Pinot  
 5G76 Bloom  
 5G77 Grapevine  
 5G78 Firefly  
 5G79 Artichoke  
 5G80 Serpent  
 5G81 Carolina  
 5G82 Blue Bonnet  
 5G83 Nautical  
 5G84 Gravel  
 5G85 Sharkskin  
 5G86 Kohl

**Remix**

RE01 Rust  
 RE02 Pumpkin  
 RE03 Pebble  
 RE04 Dark Chocolate  
 RE05 Beige  
 RE06 Linen Beige  
 RE07 Hazelnut  
 RE08 Concrete Grey  
 RE09 Sky Blue  
 RE10 Blue Jean  
 RE11 Ivy Green  
 RE12 Primavera Yellow  
 RE13 Night Blue

**Silk**

5L30 Butterscotch  
 5L31 Dijon  
 5L32 Seaweed  
 5L33 Boysenberry  
 5L34 Vermillion  
 5L35 Marina  
 5L36 Heather Blue  
 5L37 Blue Raspberry  
 5L38 Cauldron  
 5L39 Flaxen

**Price Group 6****Brisa\***

BR01 Black Onyx  
 BR04 Truffle  
 BR06 Ash  
 BR07 Sage  
 BR08 Celery  
 BR09 Sterling Blue  
 BR10 Night Navy  
 BR11 Cambridge Blue  
 BR12 Abyss  
 BR14 Pompeian Red  
 BR16 Cinnabar  
 BR18 New Sand  
 BR20 White  
 BR21 Moccasin  
 BR22 Buckskin  
 BR24 Mineral  
 BR25 Skyway  
 BR26 Iron  
 BR27 Stormy  
 BR28 Esmeralda  
 BR29 Seaweed  
 BR30 Bone  
 BR31 Caramel  
 BR32 Bridle  
 BR33 Moon

**Price Group 7****Steelcut Trio**

TR01 Mist Grey  
 TR02 Stone Grey  
 TR03 Cassonade Beige  
 TR04 Nutmeg Beige  
 TR06 Licorice Black  
 TR07 Mustard Yellow  
 TR08 Red Current  
 TR11 Ice Blue  
 TR14 Blue Jay Mix  
 TR15 Brown Frost

**Leather Price Group****Steelcase Leather\***

L107 Black  
 L207 Mahogany  
 L220 Soapstone  
 L221 Rocky

## Elmosoft Leather Price Group

### Elmosoft Leather\*

L110	Maritime Blue
L111	Midnight Blue
L112	Ebony
L113	Gunmetal
L114	Mica
L115	Dove Grey
L116	Plum Pleasure
L122	Truffle
L128	Red Birch
L132	Violet
L133	Espresso
L134	Ruby
L135	Scarlet
L138	Bourbon
L139	Cinder
L140	Garnet
L143	Pecan
L144	Chamois
L146	Russet
L147	Saddle
L151	White
L709	Sugar
L711	Parchment
L712	Buff
L716	Khaki
L717	Cameo
L721	Rock
L722	Desert
L723	Storm
L725	Teal
L727	Egyptian Blue
L728	Bright Blue
L730	Hunter
L736	Lemon
L737	Sunshine
L738	Drama
L740	Dazzle
L743	Forest Green
L744	Turtle
L745	Grass
L746	Envy
L747	Cigar
L748	Light Chocolate
L749	Beaver
L750	Bluffstone
L751	Sienna
L752	Oxblood
L753	Dough
L754	Acorn
L755	Peanut Butter
L756	Quinoa
L757	Dark Sand
L758	Mustard
L759	Amber Orange
L760	Bengal
L761	Periwinkle
L762	Canvas
L763	Macadamia
L764	True Blue
L765	Storm Blue
L766	Powder Blue
L767	Blush
L768	Tropical
L769	Mauve
L770	Cadet
L771	Powder Mint
L772	Timberwolf
L773	Chalice
L774	Oil
L775	Coyote

## Select Surfaces

**For information on products within Select Surfaces**, including accent paints and fabrics from Designtex, Gabriel, Kvadrat, and Pollack, please refer to the *Surface Materials Reference Manual* or visit [Steelcase.com/selectsurfaces](http://Steelcase.com/selectsurfaces)

## Custom Surfaces

### Price Group COM (Customer's Own Material)

#### Fabric Approval and Yardage

To confirm whether a particular COM material has already been tested for use on a specific Steelcase product or to determine actual yardage requirements: •Visit [www.steelcase.com](http://www.steelcase.com)

#### For additional information regarding Customer's Own Material, call 1.888.STEELCASE

or send an email to [lineone@steelcase.com](mailto:lineone@steelcase.com).

## Vertical Surface Fabric

### Steelcase Surfaces

Applies to:  
• Hutch kit tackboards

#### Sprite

5540	Khaki
5541	Snow
5542	Butter
5543	Linen
5544	Sherbet
5545	Powder
5546	Harvest
5547	Sky
5548	Kiwi

#### Price Group 1

##### Abacus

P122	Entasis
P123	Portico
P124	Opus
P125	Cusp
P126	Artifact
P129	Atlas

#### Alloy

P525	Polar
P526	Skim
P527	Bubbly
P528	Tern
P529	Shore
P530	Asti
P531	Silver
P532	Oxide
P533	Element
P534	Construct
P535	Currency
P536	Iron

#### Bariolage

G200	New Etude
G201	New Andante
G202	New Cantata
G203	New Adagio
G204	New Melody
G205	New Ballata
G206	New Sonata

#### Boccie

P200	New Rice
P201	New Almond
P202	New Nutmeg
P203	New Camel
P204	New Opal
P205	New Mist
P206	New Plum
P207	New Lichen
P208	New Spearmint
P209	New Sky

#### Buzz2

5F03	Tomato
5F04	Red
5F05	Burgundy
5F06	Sky
5F07	Blue
5F08	Navy
5F10	Grape
5F11	Eggplant
5F15	Stone
5F16	Grey
5F17	Black
5G50	Dunegrass
5G51	Sable
5G52	Barley
5G53	Sunrise
5G54	Carrot
5G55	Pumpkin
5G56	Timber
5G57	Rouge
5G58	Chocolate
5G59	Meadow
5G60	Ivy
5G61	Cyan
5G62	Atlantic
5G63	Crocus
5G64	Alpine
5G65	Tornado

#### Charm

P505	Shell
P506	Mimosa
P507	Birch
P508	Sparkle
P509	Ginkgo
P510	Debut
P511	Clover
P512	Spicy
P513	Twilight

#### Pianista

P420	Sand
P421	Mist
P422	Rain
P423	Natural
P424	Café
P425	Denim
P426	Carbon
P427	Stone
P428	Flax
P429	Oat
P430	Wheat
P431	Maize

#### Rhythm

P555	Allegro
P556	Tempo
P557	Refrain
P558	Pitch
P559	Harmony
P560	Melody
P561	Stanza
P562	Opus

#### Tinsel

P516	Lit
P517	Ego
P518	Fizz
P519	Muse
P520	Depth
P521	Bliss
P522	Grow
P523	Dolce

#### Price Group 2

##### Ashanti Reverse

5639	Ivory
------	-------

##### Bouquet

P165	Hosta
P166	Dundee
P169	Argenta
P170	Hoya
P173	Camomile

##### Code

5FA1	Fossil
5FA2	Gabbro
5FA3	Reed
5FA4	Bluff
5FA5	Sea Salt
5FA6	Cannon
5FA7	Tussah
5FA8	Mica
5FA9	Ecru
5FB1	Bamboo

#### Flip: Orbit

5F85	Mud Pie
5F86	Hummus
5F87	Petoskey
5F88	Pluto
5F89	Papyrus
5F91	Blizzard
5F92	Briquette

#### Flip: TexHex

5F75	Mud Pie
5F76	Hummus
5F77	Petoskey
5F78	Pluto
5F79	Papyrus
5F97	Blizzard
5F98	Briquette

#### Fresco

G001	Sandrift
G002	Mistiblu
G003	Faon
G004	Sepia
G006	Chamoline
G007	Grapenut
G017	Flint
G019	Cilantro

#### Milano

N002	Delft
N003	Woodland
N004	Sunshadow
N005	Olivine
N012	Teakwood

## Trim Color Defaults

for Laminate Tops

**Plastic edge trim color** of tops that are for use with 200, 800, and 900 Series products is determined by the laminate color you select for the top. The edge color is a default and cannot be specified.

**All laminates**, except woodgrain laminates, will have solid color plastic edging.

**Woodgrain laminates** will have woodgrain plastic edges and the grain of the edges will be horizontal.

**Plastic square edge** trim is applied to all four sides of laminate tops.

Laminate Color	Default Plastic Color
<b>2412</b> Natural Cherry	<b>2412</b> Natural Cherry
<b>2422</b> Medium Cherry	<b>2422</b> Medium Cherry
<b>2511</b> Winter on Maple	<b>2511</b> Winter on Maple
<b>2592</b> Blonde on Maple	<b>2592</b> Blonde on Maple
<b>2714</b> Natural Walnut	<b>2714</b> Natural Walnut
<b>2722</b> Cream	<b>2722</b> Cream
<b>2730</b> Arctic White	<b>2776</b> Fog
<b>2746</b> Black	<b>2792</b> Black
<b>2759</b> Warm White	<b>2759</b> Warm White
<b>2772</b> Medium Mahogany on Walnut	<b>2772</b> Medium Mahogany on Walnut
<b>2811</b> Mist	<b>2798</b> Mist
<b>2820</b> Coffee Speckle	<b>2722</b> Cream
<b>2822</b> Woodrose Speckle	<b>2794</b> Dawn
<b>2823</b> Driftwood Speckle	<b>2722</b> Cream
<b>2824</b> Smoke Speckle	<b>2798</b> Mist
<b>2825</b> Vanadium Speckle	<b>2720</b> Ice
<b>2850</b> Vanadium Fiber	<b>2848</b> Sand (Vanadium)
<b>2851</b> Rhyme Fiber	<b>2722</b> Cream
<b>2852</b> Tungsten Fiber	<b>2798</b> Mist
<b>2854</b> Vellum Fiber	<b>2759</b> Warm White
<b>2857</b> Stream Fiber	<b>2798</b> Mist
<b>2859</b> Novell Fiber	<b>2793</b> Coffee
<b>2860</b> Granite Fiber	<b>2792</b> Black
<b>2870</b> Blonde Bronze Patina	<b>2848</b> Sand (Vanadium)
<b>2871</b> Blackened Bronze Patina	<b>2785</b> Grey V5
<b>2873</b> Instant Iron Patina	<b>2785</b> Grey V5

# Color Coordination Matrices

## Recommended Front Edge Colors for Storage Square Edge Laminate Tops

### Edges

The recommended edge color will complement the laminate color you specify. Edge color is specified separately.

Laminate Color	Recommended Edge Color
<b>Fiber</b>	
2850 Vanadium Fiber	6654 Sand
2851 Rhyme Fiber	6631 Cream
2852 Tungsten Fiber	6636 Mist
2854 Vellum Fiber	6655 Warm White
2859 Novell Fiber	6001 Coffee
2860 Granite Fiber	6000 Black
2861 Coconut Fiber	6654 Sand
2862 Stucco Fiber	6053 Seagull
<b>Micro</b>	
2920 Marl Micro	6053 Seagull
2921 Gypsum Micro	6654 Sand
2922 Clay Micro	6654 Sand
2923 Shadow Micro	6249 Platinum Solid
<b>Patina</b>	
2870 Blonde Bronze Patina	6654 Sand
2871 Blackened Bronze Patina	6615 Grey V5
2873 Instant Iron Patina	6615 Grey V5
<b>Solid</b>	
2722 Cream	6631 Cream
2730 Arctic White	6009 Arctic White
2746 Black	6000 Black
2579 Warm White	6655 Warm White
2811 Mist	6636 Mist
2883 Seagull	6053 Seagull
2884 Milk	6052 Milk
2885 Dune	6654 Sand
2HMG Merle	6527 Merle
<b>Speckle</b>	
2820 Coffee Speckle	6631 Cream
2822 Woodrose Speckle	6635 Dawn
2823 Driftwood Speckle	6631 Cream
2824 Smoke Speckle	6636 Mist
2825 Vanadium Speckle	6619 Ice

Laminate Color	Recommended Edge Color
<b>Woodgrain</b>	
2406 Clear Cherry	6234 Clear Cherry
2409 Clear Maple	6237 Clear Maple
2410 Graphite Walnut	6231 Graphite Walnut
2412 Natural Cherry	6034 Natural Cherry
2422 Medium Cherry	6036 Medium Cherry
2511 Winter on Maple	6037 Winter on Maple
2538 Clear Walnut	6245 Clear Walnut
2539 Warm Oak	6246 Warm Oak
2592 Blonde on Maple	6038 Blonde on Maple
2612 Marbled Maple	6676 Marbled Maple
2614 Chocolate Walnut	6677 Chocolate Walnut
2615 Marbled Cherry	6678 Marbled Cherry
2714 Natural Walnut	6041 Natural Walnut
2772 Medium Mahogany on Walnut	6045 Medium Mahogany on Walnut
2HAK Clear Oak	6219 Clear Oak
2HAN Ash Noce	6707 Ash Noce
2HAT Acacia	6213 Acacia
2HAW Ash Wenge	6703 Ash Wenge
2HBN Bisque Noce	6708 Bisque Noce
2HBW Bisque Wenge	6705 Bisque Wenge
2HCN Clay Noce	6709 Clay Noce
2HCW Clay Wenge	6706 Clay Wenge
2HSN Storm Noce	6710 Clay Noce
2HSW Storm Wenge	6704 Storm Wenge
<b>Textured Woodgrain—Select Surfaces</b>	
2TH2 Fawn Cypress	6T02 Fawn Cypress
2TH3 Weathered Char	6T03 Weathered Char
2TH4 Saddle Oak	6T04 Saddle Oak
2TH5 Veranda Teak	6T05 Veranda Teak
2TH6 Persian Cherry	6T06 Persian Cherry
2TH7 Walnut Heights	6T07 Walnut Heights
<b>Textured Industrial—Select Surfaces</b>	
2UH1 Reclaimed Aggregate	6T08 Aggregate
2UH2 Reclaimed Gravel	6T09 Gravel
2UH4 Cement	6T10 Cement
2UH6 Sheetrock	6T12 Sheetrock
<b>Turnstone Laminate Collection</b>	
2535 Virginia Walnut	6242 Virginia Walnut
2536 Blackwood	6243 Blackwood
2612 Marbled Maple	6676 Marbled Maple
2614 Chocolate Walnut	6677 Chocolate Walnut
2615 Marbled Cherry	6678 Marbled Cherry

\*A selection of laminates and edge bands in this collection are available on Steelcase brand products. This collection is available with standard leadtimes and supported like standard laminates to help make ordering easy.





---

# Resources

**Style Number Index**

**458**

# Style Number Index

Style Number	Page	Description
<b>2LF18302F</b>	401	200 Ser Lat File
<b>2LF18303F</b>	401	200 Ser Lat File
<b>2LF18304F</b>	401	200 Ser Lat File
<b>2LF18305F</b>	401	200 Ser Lat File
<b>2LF18362F</b>	401	200 Ser Lat File
<b>2LF18363F</b>	401	200 Ser Lat File
<b>2LF18364F</b>	401	200 Ser Lat File
<b>2LF18365F</b>	401	200 Ser Lat File
<b>2LF18422F</b>	401	200 Ser Lat File
<b>2LF18423F</b>	401	200 Ser Lat File
<b>2LF18424F</b>	401	200 Ser Lat File
<b>2LF18425F</b>	401	200 Ser Lat File
<b>800DV12</b>	418	Dividers
<b>800DV6</b>	418	Dividers
<b>800RW</b>	418	Rail
<b>877102002SR</b>	434	Master Lock Tool
<b>877102003SR</b>	434	Standard Lock Tool
<b>8LF18303F</b>	403	800 Lateral File w/Flush Front
<b>8LF18362F</b>	403	800 Lateral File w/Flush Front
<b>8LF18363F</b>	403	800 Lateral File w/Flush Front
<b>8LF18364F</b>	403	800 Lateral File w/Flush Front
<b>8LF18365F</b>	403	800 Lateral File w/Flush Front
<b>8LF18422F</b>	403	800 Lateral File w/Flush Front
<b>8LF18423F</b>	403	800 Lateral File w/Flush Front
<b>8LF18424F</b>	403	800 Lateral File w/Flush Front
<b>8LF18425F</b>	403	800 Lateral File w/Flush Front
<b>9LF18302AF</b>	407	900 Lateral File w/Flush Front
<b>9LF18302F</b>	405	900 Lateral File w/Flush Front
<b>9LF18303AF</b>	407	900 Lateral File w/Flush Front
<b>9LF18303F</b>	405	900 Lateral File w/Flush Front
<b>9LF18304AF</b>	407	900 Lateral File w/Flush Front
<b>9LF18304F</b>	405	900 Lateral File w/Flush Front
<b>9LF18305AF</b>	407	900 Lateral File w/Flush Front
<b>9LF18362AF</b>	407	900 Lateral File w/Flush Front
<b>9LF18362F</b>	405	900 Lateral File w/Flush Front
<b>9LF18363AF</b>	407	900 Lateral File w/Flush Front
<b>9LF18363F</b>	405	900 Lateral File w/Flush Front
<b>9LF18364AF</b>	407	900 Lateral File w/Flush Front
<b>9LF18364F</b>	405	900 Lateral File w/Flush Front
<b>9LF18365AF</b>	407	900 Lateral File w/Flush Front
<b>9LF18422AF</b>	407	900 Lateral File w/Flush Front
<b>9LF18422F</b>	405	900 Lateral File w/Flush Front
<b>9LF18423AF</b>	407	900 Lateral File w/Flush Front
<b>9LF18423F</b>	405	900 Lateral File w/Flush Front
<b>9LF18424AF</b>	407	900 Lateral File w/Flush Front
<b>9LF18424F</b>	405	900 Lateral File w/Flush Front
<b>9LF18425AF</b>	407	900 Lateral File w/Flush Front
<b>9QF18301AF</b>	408	Overfile Cabinet
<b>9QF18301BF</b>	408	Overfile Cabinet
<b>9QF18302AF</b>	408	Overfile Cabinet
<b>9QF18302BF</b>	408	Overfile Cabinet
<b>9QF18361AF</b>	408	Overfile Cabinet
<b>9QF18361BF</b>	408	Overfile Cabinet
<b>9QF18362AF</b>	408	Overfile Cabinet
<b>9QF18362BF</b>	408	Overfile Cabinet

Style Number	Page	Description
<b>9QF18421AF</b>	408	Overfile Cabinet
<b>9QF18421BF</b>	408	Overfile Cabinet
<b>9QF18422AF</b>	408	Overfile Cabinet
<b>9QF18422BF</b>	408	Overfile Cabinet
<b>BDOD54PB</b>	428	Duo Overhead Storage
<b>BDOD66PB</b>	428	Duo Overhead Storage
<b>BDOD78PB</b>	428	Duo Overhead Storage
<b>BDOS54PB</b>	428	Duo Overhead Storage
<b>BDOS66PB</b>	428	Duo Overhead Storage
<b>BDOS78PB</b>	428	Duo Overhead Storage
<b>BDS54PB</b>	429	Duo Slim Storage
<b>BDS66PB</b>	429	Duo Slim Storage
<b>BDS78PB</b>	429	Duo Slim Storage
<b>BDTD54PBL</b>	426	Duo Tall Storage
<b>BDTD54PBP</b>	426	Duo Tall Storage
<b>BDTD66PBL</b>	426	Duo Tall Storage
<b>BDTD66PBP</b>	426	Duo Tall Storage
<b>BDTD78PBL</b>	426	Duo Tall Storage
<b>BDTD78PBP</b>	426	Duo Tall Storage
<b>BDTS54PBL</b>	426	Duo Tall Storage
<b>BDTS54PBP</b>	426	Duo Tall Storage
<b>BDTS66PBL</b>	426	Duo Tall Storage
<b>BDTS66PBP</b>	426	Duo Tall Storage
<b>BDTS78PBL</b>	426	Duo Tall Storage
<b>BDTS78PBP</b>	426	Duo Tall Storage
<b>BDTSPPB</b>	427	Duo Tall Storage Seismic Package
<b>BPDSWPL</b>	351	Pwr & Data Stp w/Crd
<b>CPRSLFO</b>	119, 193	Vert Processor Sling, Fixed
<b>CQAS</b>	76, 184	Aligner
<b>CQBI</b>	143	Beam Inline Connector
<b>CQBM4824K</b>	142	Beam Kit
<b>CQBM6024K</b>	142	Beam Kit
<b>CQBM7224K</b>	142	Beam Kit
<b>CQBM8424K</b>	142	Beam Kit
<b>CQBM9624K</b>	142	Beam Kit
<b>CQBN</b>	143	Beam 90 Degree Connector
<b>CQBT24</b>	143	End-of-Run Trim
<b>CQCT1632</b>	161	Collaborative Lounge Table
<b>CQCU1230</b>	177	Cushion Top
<b>CQCU1236</b>	177	Cushion Top
<b>CQCU1242</b>	177	Cushion Top
<b>CQCU1248</b>	177	Cushion Top
<b>CQCU1730</b>	177	Cushion Top
<b>CQCU1736</b>	177	Cushion Top
<b>CQCU1742</b>	177	Cushion Top
<b>CQCU1748</b>	177	Cushion Top
<b>CQDB</b>	154	Desk Tether Bracket
<b>CQDBP</b>	154	Desking Supports
<b>CQDBPU</b>	155	Desk Tether Brckts and Shared Supp Plate
<b>CQDBU</b>	154	Desk Tether Brckts
<b>CQDS2460BK</b>	151	Straight Desk
<b>CQDS2460NBK</b>	152	Application Kit
<b>CQDS2460NPK</b>	148	Application Kit
<b>CQDS2460PK</b>	147	Straight Desk
<b>CQDS2466BK</b>	151	Straight Desk

Style Number	Page	Description	Style Number	Page	Description
<b>CQDS2466NBK</b>	152	Application Kit	<b>CQLS174818R</b>	172	1-High Low Storage, Right
<b>CQDS2466NPK</b>	148	Application Kit	<b>CQLS174824L</b>	172	1½-High Low Storage, Left
<b>CQDS2466PK</b>	147	Straight Desk	<b>CQLS174824R</b>	172	1½-High Low Storage, Right
<b>CQDS2472BK</b>	151	Straight Desk	<b>CQLS176018</b>	176	1-High Low Storage
<b>CQDS2472NBK</b>	152	Application Kit	<b>CQLS176024</b>	176	1½-High Low Storage
<b>CQDS2472NPK</b>	148	Application Kit	<b>CQLS177218</b>	176	1-High Low Storage
<b>CQDS2472PK</b>	147	Straight Desk	<b>CQLS177224</b>	176	1½-High Low Storage
<b>CQDS2478BK</b>	151	Straight Desk	<b>CQMAL</b>	156	Parallel Application Kit
<b>CQDS2478NBK</b>	152	Application Kit	<b>CQMS173007P</b>	53	Personal Slim Storage
<b>CQDS2478NPK</b>	148	Application Kit	<b>CQMS173007PK</b>	163	Application Kit
<b>CQDS2478PK</b>	147	Straight Desk	<b>CQMS173007S</b>	54	Shared Slim Storage
<b>CQDS2484BK</b>	151	Straight Desk	<b>CQMS173007SK</b>	164	Application Kit
<b>CQDS2484NBK</b>	152	Application Kit	<b>CQMS173607P</b>	53	Personal Slim Storage
<b>CQDS2484NPK</b>	148	Application Kit	<b>CQMS173607PK</b>	163	Application Kit
<b>CQDS2484PK</b>	147	Straight Desk	<b>CQMS173607S</b>	54	Shared Slim Storage
<b>CQDS3060BK</b>	151	Straight Desk	<b>CQMS173607SK</b>	164	Application Kit
<b>CQDS3060NBK</b>	152	Application Kit	<b>CQMS174207P</b>	53	Personal Slim Storage
<b>CQDS3060NPK</b>	148	Application Kit	<b>CQMS174207PK</b>	163	Application Kit
<b>CQDS3060PK</b>	147	Straight Desk	<b>CQMS174207S</b>	54	Shared Slim Storage
<b>CQDS3066BK</b>	151	Straight Desk	<b>CQMS174207SK</b>	164	Application Kit
<b>CQDS3066NBK</b>	152	Application Kit	<b>CQMS174807P</b>	53	Personal Slim Storage
<b>CQDS3066NPK</b>	148	Application Kit	<b>CQMS174807PK</b>	163	Application Kit
<b>CQDS3066PK</b>	147	Straight Desk	<b>CQMS174807S</b>	54	Shared Slim Storage
<b>CQDS3072BK</b>	151	Straight Desk	<b>CQMS174807SK</b>	164	Application Kit
<b>CQDS3072NBK</b>	152	Application Kit	<b>CQMS176007P</b>	53	Personal Slim Storage
<b>CQDS3072NPK</b>	148	Application Kit	<b>CQMS176007PK</b>	163	Application Kit
<b>CQDS3072PK</b>	147	Straight Desk	<b>CQMS176007S</b>	54	Shared Slim Storage
<b>CQDS3078BK</b>	151	Straight Desk	<b>CQMS176007SK</b>	164	Application Kit
<b>CQDS3078NBK</b>	152	Application Kit	<b>CQMS176007W</b>	167	Wall Mounted Slim Storage
<b>CQDS3078NPK</b>	148	Application Kit	<b>CQMS176607P</b>	53	Personal Slim Storage
<b>CQDS3078PK</b>	147	Straight Desk	<b>CQMS176607PK</b>	163	Application Kit
<b>CQDS3084BK</b>	151	Straight Desk	<b>CQMS176607S</b>	54	Shared Slim Storage
<b>CQDS3084NBK</b>	152	Application Kit	<b>CQMS176607SK</b>	164	Application Kit
<b>CQDS3084NPK</b>	148	Application Kit	<b>CQMS176607W</b>	167	Wall Mounted Slim Storage
<b>CQDS3084PK</b>	147	Straight Desk	<b>CQMS177207P</b>	53	Personal Slim Storage
<b>CQFA</b>	144	Floor Anchor Bracket	<b>CQMS177207PK</b>	163	Mid Storage
<b>CQGP</b>	157	Glide Pads	<b>CQMS177207S</b>	54	Shared Slim Storage
<b>CQHP171833</b>	168	High Ped	<b>CQMS177207SK</b>	164	Application Kit
<b>CQHP241833</b>	168	High Ped	<b>CQMS177207W</b>	167	Wall Mounted Slim Storage
<b>CQLAL</b>	153	Adjustable-Height L-Leg	<b>CQMS177807P</b>	53	Personal Slim Storage
<b>CQLAP</b>	153	Adjustable-Height Post Leg	<b>CQMS177807PK</b>	163	Mid Storage
<b>CQLC1</b>	178	Counterweight Package	<b>CQMS177807S</b>	54	Shared Slim Storage
<b>CQLC2</b>	178	Counterweight Package	<b>CQMS177807SK</b>	164	Application Kit
<b>CQLD</b>	178	Divider Package	<b>CQMS177807W</b>	167	Wall Mounted Slim Storage
<b>CQLFL</b>	153	Fixed L-Leg	<b>CQMS246007S</b>	54	Shared Slim Storage
<b>CQLFP</b>	153	Fixed Post Leg	<b>CQMS246007SK</b>	164	Mid Storage
<b>CQLG</b>	179	Low Storage Ganging Bracket	<b>CQMS246607S</b>	54	Shared Slim Storage
<b>CQLR</b>	178	Rail	<b>CQMS246607SK</b>	164	Mid Storage
<b>CQLS173018</b>	172	1-High Low Storage	<b>CQMS247207S</b>	54	Shared Slim Storage
<b>CQLS173024</b>	172	1½-High Low Storage	<b>CQMS247207SK</b>	164	Mid Storage
<b>CQLS173618</b>	172	1-High Low Storage	<b>CQMS247807S</b>	54	Shared Slim Storage
<b>CQLS173624</b>	172	1½-High Low Storage	<b>CQMS247807SK</b>	164	Mid Storage
<b>CQLS174218</b>	172	1-High Low Storage	<b>CQMT173015P</b>	53	Personal Tall Storage
<b>CQLS174224</b>	172	1½-High Low Storage	<b>CQMT173015PK</b>	163	Application Kit
<b>CQLS174818L</b>	172	1-High Low Storage, Left	<b>CQMT173015S</b>	53	Shared Tall Storage

Style Number Index, continued

Style Number	Page	Description
<b>CQMT173015SK</b>	163	Application Kit
<b>CQMT173615P</b>	53	Personal Tall Storage
<b>CQMT173615PK</b>	163	Application Kit
<b>CQMT173615S</b>	53	Shared Tall Storage
<b>CQMT173615SK</b>	163	Application Kit
<b>CQMT174215P</b>	53	Personal Tall Storage
<b>CQMT174215PK</b>	163	Application Kit
<b>CQMT174215S</b>	53	Shared Tall Storage
<b>CQMT174215SK</b>	163	Application Kit
<b>CQMT174815P</b>	53	Personal Tall Storage
<b>CQMT174815PK</b>	163	Application Kit
<b>CQMT174815S</b>	53	Shared Tall Storage
<b>CQMT174815SK</b>	163	Application Kit
<b>CQMT176015P</b>	53	Personal Tall Storage
<b>CQMT176015PK</b>	163	Mid Storage
<b>CQMT176015S</b>	53	Shared Tall Storage
<b>CQMT176015SK</b>	163	Mid Storage
<b>CQMT176015W</b>	167	Wall Mounted Tall Storage
<b>CQMT176615P</b>	53	Personal Tall Storage
<b>CQMT176615PK</b>	163	Mid Storage
<b>CQMT176615S</b>	53	Shared Tall Storage
<b>CQMT176615SK</b>	163	Mid Storage
<b>CQMT176615W</b>	167	Wall Mounted Tall Storage
<b>CQMT177215P</b>	53	Personal Tall Storage
<b>CQMT177215PK</b>	163	Mid Storage
<b>CQMT177215S</b>	53	Shared Tall Storage
<b>CQMT177215SK</b>	163	Mid Storage
<b>CQMT177215W</b>	167	Wall Mounted Tall Storage
<b>CQMT177815P</b>	53	Personal Tall Storage
<b>CQMT177815PK</b>	163	Mid Storage
<b>CQMT177815S</b>	53	Shared Tall Storage
<b>CQMT177815SK</b>	163	Mid Storage
<b>CQMT177815W</b>	167	Wall Mounted Tall Storage
<b>CQPS</b>	155	Shared Support Plate
<b>CQSA</b>	144	Floor Anchor Brackets
<b>CQSB</b>	155	Back-to-Back Spacer
<b>CQSC3612</b>	183	Centered Screen
<b>CQSC3619</b>	183	Centered Screen
<b>CQSC3624</b>	183	24"H Centered Screen
<b>CQSC4212</b>	183	Centered Screen
<b>CQSC4219</b>	183	Centered Screen
<b>CQSC4224</b>	183	24"H Centered Screen
<b>CQSC4812</b>	183	Centered Screen
<b>CQSC4819</b>	183	Centered Screen
<b>CQSC4824</b>	183	24"H Centered Screen
<b>CQSC6012</b>	183	Centered Screen
<b>CQSC6019</b>	183	Centered Screen
<b>CQSC6024</b>	183	24"H Centered Screen
<b>CQSC7212</b>	183	Centered Screen
<b>CQSC7219</b>	183	Centered Screen
<b>CQSC7224</b>	183	24"H Centered Screen
<b>CQSF3012</b>	182	12"H Fixed Personal/Modesty Screen
<b>CQSF3019</b>	182	19"H Fixed Personal/Modesty Screen
<b>CQSF3024</b>	182	24"H Fixed Personal/Modesty Screen
<b>CQSF3612</b>	182	12"H Fixed Personal/Modesty Screen

Style Number	Page	Description
<b>CQSF3619</b>	182	19"H Fixed Personal/Modesty Screen
<b>CQSF3624</b>	182	24"H Fixed Personal/Modesty Screen
<b>CQSF4212</b>	182	12"H Fixed Personal/Modesty Screen
<b>CQSF4219</b>	182	19"H Fixed Personal/Modesty Screen
<b>CQSF4224</b>	182	24"H Fixed Personal/Modesty Screen
<b>CQSF4812</b>	182	12"H Fixed Personal/Modesty Screen
<b>CQSF4819</b>	182	19"H Fixed Personal/Modesty Screen
<b>CQSF4824</b>	182	24"H Fixed Personal/Modesty Screen
<b>CQSK2</b>	76, 184	Centered Screen Custom Insert Kit
<b>CQSK3</b>	76, 184	Centered Screen Custom Insert Kit
<b>CQTD4850</b>	159	Shared Table—D-Shaped
<b>CQTD6066</b>	159	Shared Table—D-Shaped
<b>CQTR36</b>	160	Shared Table—Round
<b>CQTR42</b>	160	Shared Table—Round
<b>CQTR48</b>	160	Shared Table—Round
<b>CQTS36</b>	160	Shared Table—Square
<b>CQTS42</b>	160	Shared Table—Square
<b>CQTS48</b>	160	Shared Table—Square
<b>CQTT423048</b>	159	Shared Table—Tapered
<b>CQTT423054</b>	159	Shared Table—Tapered
<b>CQTT423260</b>	159	Shared Table—Tapered
<b>CQTT423266</b>	159	Shared Table—Tapered
<b>CQTT423472</b>	159	Shared Table—Tapered
<b>CQTT423478</b>	159	Shared Table—Tapered
<b>CQTT483654</b>	159	Shared Table—Tapered
<b>CQTT483660</b>	159	Shared Table—Tapered
<b>CQTT483666</b>	159	Shared Table—Tapered
<b>CQTT483672</b>	159	Shared Table—Tapered
<b>CQTT603648</b>	159	Shared Table—Tapered
<b>CQTT603660</b>	159	Shared Table—Tapered
<b>CQTT603672</b>	159	Shared Table—Tapered
<b>CQTW172448L</b>	180	Tower, Left
<b>CQTW172448R</b>	180	Tower, Right
<b>CQVA</b>	205	Harness-to-Harness Connector
<b>CQVBL</b>	209	Transition Boots
<b>CQVBT</b>	209	Transition Boots
<b>CQVBX</b>	209	Transition Boots
<b>CQVCA</b>	196	Junction Kit—Desk Connect Zone
<b>CQVCB</b>	199	Chicago/Hardwire Kit—Base Zone
<b>CQVCD</b>	195	Chicago/Hardwire Kit
<b>CQVCS</b>	198	Storage Connect Zone
<b>CQVDB</b>	199	Base Power and Data
<b>CQVDD</b>	196	Desk Connect Zone
<b>CQVF</b>	210	Filler Package
<b>CQVH102</b>	205	Additional Modular Harness Lengths
<b>CQVH108</b>	204	Standard Modular Harness Lengths
<b>CQVH114</b>	205	Additional Modular Harness Lengths
<b>CQVH12</b>	204	Standard Modular Harness Lengths
<b>CQVH120</b>	204	Standard Modular Harness Lengths
<b>CQVH144</b>	204	Standard Modular Harness Lengths
<b>CQVH18</b>	205	Modular Harness
<b>CQVH24</b>	204	Modular Harness
<b>CQVH30</b>	205	Modular Harness
<b>CQVH36</b>	204	Modular Harness
<b>CQVH42</b>	205	Modular Harness

Style Number	Page	Description	Style Number	Page	Description
<b>CQVH48</b>	204	Modular Harness	<b>DSUB</b>	115	SOTO Utility Box
<b>CQVH60</b>	204	Modular Harness	<b>E60A153015P</b>	61	Single-High Overhead Cabinet
<b>CQVH66</b>	205	Modular Harness	<b>E60A153615P</b>	61	Single-High Overhead Cabinet
<b>CQVH72</b>	204	Modular Harness	<b>E60A153615S</b>	62	Single-High Overhead Cabinet
<b>CQVH78</b>	205	Modular Harness	<b>E60A154215P</b>	61	Single-High Overhead Cabinet
<b>CQVH84</b>	204	Modular Harness	<b>E60A154215S</b>	62	Single-High Overhead Cabinet
<b>CQVH90</b>	205	Modular Harness	<b>E60A154815P</b>	61	Single-High Overhead Cabinet
<b>CQVH96</b>	204	Modular Harness	<b>E60A154815S</b>	62	Single-High Overhead Cabinet
<b>CQVI12H</b>	206	Power Infeeds	<b>E60A156015P</b>	61	Single-High Overhead Cabinet
<b>CQVI12M</b>	206	Power Infeeds	<b>E60A156015S</b>	62	Single-High Overhead Cabinet
<b>CQVI24H</b>	206	Power Infeed	<b>E60A156615P</b>	61	Single-High Overhead Cabinet
<b>CQVI24M</b>	206	Power Infeed	<b>E60A156615S</b>	62	Single-High Overhead Cabinet
<b>CQVIN</b>	207	New York Power Infeed	<b>E60A157215P</b>	61	Single-High Overhead Cabinet
<b>CQVK</b>	209	Transition Kit	<b>E60A157215S</b>	62	Single-High Overhead Cabinet
<b>CQVM</b>	208	Junc. Box Fceplnt Mod	<b>E60A157815P</b>	61	Single-High Overhead Cabinet
<b>CQVPA</b>	195	Add-On Modular Power Block	<b>E60A157815S</b>	62	Single-High Overhead Cabinet
<b>CQVPB</b>	199	Modular Powerkit–Base Zone	<b>E60B154815P</b>	59	Single-High Overhead Cabinet
<b>CQVPD</b>	194	Modular Powerkit–Desk Connect Zone	<b>E60B154815S</b>	59	Single-High Overhead Cabinet
<b>CQVPS</b>	197	Modular Powerkit–Storage Connect Zone	<b>E60B156015P</b>	59	Single-High Overhead Cabinet
<b>CQVRD</b>	200	Duplex Receptacle	<b>E60B156015S</b>	59	Single-High Overhead Cabinet
<b>CQVRF</b>	201	Flexible Receptacle	<b>E60F153015P</b>	61	Single-High Overhead Cabinet
<b>CQVRUSB</b>	202	USB Receptacle	<b>E60F153615P</b>	61	Single-High Overhead Cabinet
<b>CQVSD</b>	194	Power Strip–Desk Connect Zone	<b>E60F154215P</b>	61	Single-High Overhead Cabinet
<b>CQVSP</b>	203	Power Strip with Cord	<b>E60F154815P</b>	61	Single-High Overhead Cabinet
<b>CQVSPD</b>	203	Power and Data Strip with Cord	<b>E60F156015P</b>	61	Single-High Overhead Cabinet
<b>CQVSS</b>	198	Power Strip–Storage Connect Zone	<b>E60F156615P</b>	61	Single-High Overhead Cabinet
<b>CQVU</b>	208	Utility Pole	<b>E60F157215P</b>	61	Single-High Overhead Cabinet
<b>CQVW</b>	157, 210	Wire Manager	<b>E60F157815P</b>	61	Single-High Overhead Cabinet
<b>DCCLIP</b>	121	SOTO Cable Clip	<b>E60F163615S</b>	62	Single-High Overhead Cabinet
<b>DFPASINGLECS</b>	190	FYI c:scape Mounting Brkt	<b>E60F164215S</b>	62	Single-High Overhead Cabinet
<b>DPHOOK</b>	121	SOTO Personal Hook	<b>E60F164815S</b>	62	Single-High Overhead Cabinet
<b>DSDFB</b>	114	SOTO Diag File Box	<b>E60F166015S</b>	62	Single-High Overhead Cabinet
<b>DSEE</b>	122	SOTO Ergo Edge	<b>E60F166615S</b>	62	Single-High Overhead Cabinet
<b>DSLEDF</b>	113, 187	SOTO LED Task Lgt., Freestanding	<b>E60F167215S</b>	62	Single-High Overhead Cabinet
<b>DSLEDR</b>	113, 187	SOTO LED Task Lgt., Rail-Mount	<b>E60F167815S</b>	62	Single-High Overhead Cabinet
<b>DSLLB</b>	115	SOTO Landscape Letter Box	<b>E6SA15307</b>	64	Organizer Shelf, FrameOne
<b>DSLS</b>	122	SOTO Freestand Laptop Shelf	<b>E6SA15367</b>	64	Organizer Shelf, FrameOne
<b>DSLSRM</b>	122	SOTO Rail-Mount Laptop Shelf	<b>E6SA15427</b>	64	Organizer Shelf, FrameOne
<b>DSMB</b>	121	SOTO Monitor Bridge	<b>E6SA15487</b>	64	Organizer Shelf, FrameOne
<b>DSPB</b>	114	SOTO Personal Box	<b>E6SA15607</b>	64	Organizer Shelf, FrameOne
<b>DSSA1410</b>	112, 186	SOTO Shelf	<b>E6SA15667</b>	64	Organizer Shelf, FrameOne
<b>DSSA1410H</b>	112, 186	SOTO Shelf	<b>E6SA15727</b>	64	Organizer Shelf, FrameOne
<b>DSSA143</b>	112, 186	SOTO Shelf	<b>E6SA15787</b>	64	Organizer Shelf, FrameOne
<b>DSSA143H</b>	112, 186	SOTO Shelf	<b>E6SF15307</b>	65	Organizer Shelf, FrameOne
<b>DSSA146</b>	112, 186	SOTO Shelf	<b>E6SF15367</b>	65	Organizer Shelf, FrameOne
<b>DSSA146H</b>	112, 186	SOTO Shelf	<b>E6SF15427</b>	65	Organizer Shelf, FrameOne
<b>DSSA2410</b>	112, 186	SOTO Shelf	<b>E6SF15487</b>	65	Organizer Shelf, FrameOne
<b>DSSA2410H</b>	112, 186	SOTO Shelf	<b>E6SF15607</b>	65	Organizer Shelf, FrameOne
<b>DSSA246</b>	112, 186	SOTO Shelf	<b>E6SF15667</b>	65	Organizer Shelf, FrameOne
<b>DSSA246H</b>	112, 186	SOTO Shelf	<b>E6SF15727</b>	65	Organizer Shelf, FrameOne
<b>DSSA363</b>	112, 186	SOTO Shelf	<b>E6SF15787</b>	65	Organizer Shelf, FrameOne
<b>DSSA363H</b>	112, 186	SOTO Shelf	<b>FM4PK022460</b>	68	Bench with media:scape
<b>DSSB</b>	115, 190	SOTO Stg Box Shelf Set of 3	<b>FM4PK022472</b>	68	Bench with media:scape
<b>DSSPB</b>	114	SOTO Pile Box	<b>FM4PK023060</b>	68	Bench with media:scape
<b>DSTB</b>	113	SOTO Tool Box	<b>FM4PK023072</b>	68	Bench with media:scape



Style Number	Page	Description	Style Number	Page	Description
<b>FMFP48</b>	50	Infill	<b>FMVH45</b>	106	Modular Harness
<b>FMFP60</b>	50	Infill	<b>FMVH48</b>	106	Modular Harness
<b>FMFPE48</b>	50	Infill	<b>FMVH51</b>	106	Modular Harness
<b>FMFPE60</b>	50	Infill	<b>FMVH54</b>	106	Modular Harness
<b>FMLCD</b>	48	Intermediate Leg Cover	<b>FMVH57</b>	106	Modular Harness
<b>FMLCS</b>	48	Intermediate Leg Cover	<b>FMVH60</b>	106	Modular Harness
<b>FMLCSD</b>	48	Intermediate Leg Cover	<b>FMVH63</b>	106	Modular Harness
<b>FMLCSS</b>	48	Intermediate Leg Cover	<b>FMVH66</b>	106	Modular Harness
<b>FMMAL</b>	57	Parallel Application Kit	<b>FMVH69</b>	106	Modular Harness
<b>FMMAM</b>	56	Mirrored Application Kit	<b>FMVH72</b>	106	Modular Harness
<b>FMMAP</b>	55	Perpendicular Application Kit	<b>FMVH75</b>	106	Modular Harness
<b>FMRT1836</b>	51	Return	<b>FMVI12H</b>	107	Hardwire-to-Modular Power Infeed
<b>FMRT1848</b>	51	Return	<b>FMVI12M</b>	107	Modular-to-Modular Power Infeed
<b>FMRT1860</b>	51	Return	<b>FMVI24H</b>	107	Hardwire-to-Modular Power Infeed
<b>FMRT2436</b>	51	Return	<b>FMVI24M</b>	107	Modular-to-Modular Power Infeed
<b>FMRT2448</b>	51	Return	<b>FMVI6H</b>	107	Hardwire-to-Modular Power Infeed
<b>FMRT2460</b>	51	Return	<b>FMVI6M</b>	107	Modular-to-Modular Power Infeed
<b>FMRT3036</b>	51	Return	<b>FMVINN</b>	108	New York Power Infeed
<b>FMRT3048</b>	51	Return	<b>FMVISS</b>	108	San Francisco Power Infeed
<b>FMRT3060</b>	51	Return	<b>FMVM</b>	109	Junction Box Faceplate – Modular
<b>FMRT3636</b>	51	Return	<b>FMVPBH</b>	102	Modular Power Block – High-Capacity
<b>FMRT3648</b>	51	Return	<b>FMVPBS</b>	102	Modular Power Block – Standard-Capacity
<b>FMRT3660</b>	51	Return	<b>FMVPDS</b>	101	Power Strip
<b>FMSAD40</b>	69	Shroud	<b>FMVPS</b>	101	Power Strip
<b>FMSAD42</b>	69	Shroud	<b>FMVRD</b>	103	Duplex Receptacle
<b>FMSC4812</b>	70	Centered 12"H Screen	<b>FMVRF</b>	104	Flexible Receptacle
<b>FMSC4819</b>	70	Centered 19"H Screen	<b>FMVRUSB</b>	105	USB Receptacle
<b>FMSC4824</b>	70	Centered 24"H Screen	<b>FMVUD</b>	110	Utility Pole
<b>FMSC6012</b>	70	Centered 12"H Screen	<b>FMVUS</b>	110	Utility Pole
<b>FMSC6019</b>	70	Centered 19"H Screen	<b>FPAC1CS</b>	191	Eyesite Sgl Display Support, Std Crank Adj
<b>FMSC6024</b>	70	Centered 24"H Screen	<b>FPAC1FO</b>	116	Eyesite Sgl Display Support, Std Crank Adj
<b>FMSC6612</b>	70	Centered 12"H Screen	<b>FPAC2CS</b>	191	Eyesite Dual Display Support, Std Crank Adj
<b>FMSC6619</b>	70	Centered 19"H Screen	<b>FPAC2FO</b>	117	Eyesite Dual Display Support, Std Crank Adj
<b>FMSC6624</b>	70	Centered 24"H Screen	<b>FPAEC1CS</b>	191	Eyesite Sgl Display Support, Ext Crank Adj
<b>FMSC7212</b>	70	Centered 12"H Screen	<b>FPAEC1FO</b>	116	Eyesite Sgl Display Support, Ext Crank Adj
<b>FMSC7219</b>	70	Centered 19"H Screen	<b>FPAEC2CS</b>	191	Eyesite Dual Display Support, Ext Crank Adj
<b>FMSC7224</b>	70	Centered 24"H Screen	<b>FPAEC2FO</b>	117	Eyesite Dual Display Support, Ext Crank Adj
<b>FMSC7812</b>	70	Centered 12"H Screen	<b>FPAELC1FO</b>	116	Eyesite Flat Pnl Mon Arm w/Sgl Lptp Sprt
<b>FMSC7819</b>	70	Centered 19"H Screen	<b>FPAELC2FO</b>	117	Eyesite Flat Pnl Mon Arm w/Dual Lptp Sprt
<b>FMSC8412</b>	70	Centered 12"H Screen	<b>FPAFC3CS</b>	192	Eyesite Triple Display Sprt, Std Crank Adj
<b>FMSC8419</b>	70	Centered 19"H Screen	<b>FPAFEC3CS</b>	192	Eyesite Triple Display Sprt, Ext Crank Adj
<b>FMSINGLE</b>	93-94	Boundary Screen	<b>FPALC1FO</b>	116	Eyesite Flat Pnl Mon Arm w/Sgl Lptp Sprt
<b>FMSINGLER</b>	97-100	Boundary Screen	<b>FPALC2FO</b>	117	Eyesite Flat Pnl Mon Arm w/Dual Lptp Sprt
<b>FMSK2</b>	71	Centered Screen Custom Insert Kit	<b>FPAS101CS</b>	192	Eyesite Static One-Over-One Disp Support
<b>FMSK3</b>	71	Centered Screen Custom Insert Kit	<b>FPAS101FO</b>	118	Eyesite Static One-Over-One Disp Support
<b>FMVB</b>	111	Block-to-Block Connector	<b>FPASINGLEFO</b>	118	FYI FrameOne Mounting Brkt
<b>FMVBK</b>	111	Brckt Kit for Dsk w/Pwr and No Power Tray	<b>FPCFO</b>	118	Eyesite Mounting Brkt, FrameOne
<b>FMVC</b>	110	Vertebral Riser	<b>GFUFFH12X</b>	207	Floor Power Infeed
<b>FMVCE</b>	110	Vertebral Riser	<b>GFUFFH12Y</b>	207	Floor Power Infeed
<b>FMVCP</b>	102	Chicago Hardwire Box	<b>GFUFFH12Z</b>	207	Floor Power Infeed
<b>FMVF</b>	105	Filler Pkg Pwr/Data	<b>HDPNLCNT</b>	399	Panel Connector Basket
<b>FMVH30</b>	106	Modular Harness	<b>HDSTG</b>	398	High-Density Storage
<b>FMVH36</b>	106	Modular Harness	<b>HDWS</b>	399	Worksurface Support Bracket
<b>FMVH39</b>	106	Modular Harness	<b>LOCK9201FR</b>	434	Lock Cylinder
<b>FMVH42</b>	106	Modular Harness	<b>LOCK9201XF</b>	434	Lock Cylinder

Style Number Index, continued

Style Number	Page	Description
<b>LOCK9250FR</b>	434	Lock Cylinder
<b>LOCK9250XF</b>	434	Lock Cylinder
<b>LOCKPB9201FR</b>	434	Payback Field-Installed Lock
<b>LOCKPB9250FR</b>	434	Payback Field-Installed Lock
<b>PAB6</b>	421	Attachment Bracket
<b>PAB7</b>	421	Attachment Bracket
<b>RAACB2401</b>	421	Counterweight Package
<b>RAACB3001</b>	421	Counterweight Package
<b>RAACB3601</b>	421	Counterweight Package
<b>RAACB4201</b>	421	Counterweight Package
<b>RAACT1</b>	420	Counterweight Pkg
<b>RAACT2</b>	420	Counterweight Pkg
<b>RAACW1</b>	420	Counterweight Pkg
<b>RAACW2</b>	420	Counterweight Pkg
<b>RAACW3</b>	420	Counterweight Pkg
<b>RAACW4</b>	420	Counterweight Pkg
<b>RAACW5</b>	420	Counterweight Pkg
<b>RAACW6</b>	420	Counterweight Pkg
<b>RAACW7</b>	420	Counterweight Pkg
<b>RAACW8</b>	420	Counterweight Pkg
<b>RAACWA</b>	420	Counterweight Pkg
<b>RAACWB</b>	420	Counterweight Pkg
<b>RAACWC</b>	420	Counterweight Pkg
<b>RAACWD</b>	420	Counterweight Pkg
<b>RAACWE</b>	420	Counterweight Pkg
<b>RAACWF</b>	420	Counterweight Pkg
<b>RAACWG</b>	420	Counterweight Pkg
<b>RAACWH</b>	420	Counterweight Pkg
<b>RAACWJ</b>	420	Counterweight Pkg
<b>RAANBRK</b>	422	Anchor Bracket Pkg
<b>RAHF30</b>	417	Hanging Folder Bars
<b>RAHF36</b>	417	Hanging Folder Bars
<b>RAHF42</b>	417	Hanging Folder Bars
<b>RASTDIV30</b>	419	Shelf Div Assembly
<b>RASTDIV36</b>	419	Shelf Div Assembly
<b>RASTDIV42</b>	419	Shelf Div Assembly
<b>RATCL15108_</b>	411	Square Edge Top
<b>RATCL1548_</b>	410	Square Edge Top
<b>RATCL1560_</b>	410	Square Edge Top
<b>RATCL1566_</b>	410	Square Edge Top
<b>RATCL1572_</b>	410	Square Edge Top
<b>RATCL1578_</b>	410	Square Edge Top
<b>RATCL1584_</b>	411	Square Edge Top
<b>RATCL1590_</b>	411	Square Edge Top
<b>RATCL1596_</b>	411	Square Edge Top
<b>RATCL18108_</b>	411	Square Edge Top
<b>RATCL1860_</b>	411	Square Edge Top
<b>RATCL1866_</b>	411	Square Edge Top
<b>RATCL1872_</b>	411	Square Edge Top
<b>RATCL1878_</b>	411	Square Edge Top
<b>RATCL1884_</b>	411	Square Edge Top
<b>RATCL1890_</b>	411	Square Edge Top
<b>RATCL1896_</b>	411	Square Edge Top
<b>RATCL24108_</b>	411	Square Edge Top
<b>RATCL2460_</b>	411	Square Edge Top

Style Number	Page	Description
<b>RATCL2466_</b>	411	Square Edge Top
<b>RATCL2472_</b>	411	Square Edge Top
<b>RATCL2490_</b>	411	Square Edge Top
<b>RATCL2496_</b>	411	Square Edge Top
<b>RATCL30108_</b>	411	Square Edge Top
<b>RATCL3048_</b>	411	Square Edge Top
<b>RATCL3060_</b>	411	Square Edge Top
<b>RATCL3066_</b>	411	Square Edge Top
<b>RATCL3072_</b>	411	Square Edge Top
<b>RATCL3078_</b>	411	Square Edge Top
<b>RATCL3084_</b>	411	Square Edge Top
<b>RATCL3090_</b>	411	Square Edge Top
<b>RATCL3096_</b>	411	Square Edge Top
<b>RATCL3636_</b>	411	Square Edge Top
<b>RATCL3672_</b>	411	Square Edge Top
<b>RATCL4836_</b>	411	Square Edge Top
<b>RATCL4872_</b>	411	Square Edge Top
<b>RATCTHAD</b>	395	Common Top
<b>RATCW1548_</b>	412	Square Edge Top
<b>RATCW1560_</b>	412	Square Edge Top
<b>RATCW1566_</b>	412	Square Edge Top
<b>RATCW1572_</b>	412	Square Edge Top
<b>RATCW1578_</b>	412	Square Edge Top
<b>RATCW1584_</b>	412	Square Edge Top
<b>RATCW1590_</b>	412	Square Edge Top
<b>RATCW1596_</b>	412	Square Edge Top
<b>RATCW1860_</b>	412	Square Edge Top
<b>RATCW1866_</b>	412	Square Edge Top
<b>RATCW1872_</b>	412	Square Edge Top
<b>RATCW1878_</b>	412	Square Edge Top
<b>RATCW1884_</b>	412	Square Edge Top
<b>RATCW1890_</b>	412	Square Edge Top
<b>RATCW1896_</b>	412	Square Edge Top
<b>RATCW2460_</b>	412	Square Edge Top
<b>RATCW2466_</b>	412	Square Edge Top
<b>RATCW2472_</b>	412	Square Edge Top
<b>RATCW2490_</b>	412	Square Edge Top
<b>RATCW2496_</b>	412	Square Edge Top
<b>RATCW3048_</b>	413	Square Edge Top
<b>RATCW3060_</b>	413	Square Edge Top
<b>RATCW3066_</b>	413	Square Edge Top
<b>RATCW3072_</b>	413	Square Edge Top
<b>RATCW3078_</b>	413	Square Edge Top
<b>RATCW3084_</b>	413	Square Edge Top
<b>RATCW3090_</b>	413	Square Edge Top
<b>RATCW3096_</b>	413	Square Edge Top
<b>RATF1524</b>	409	Steel Security Top
<b>RATF1530</b>	409	Steel Security Top
<b>RATF1536</b>	409	Steel Security Top
<b>RATF1542</b>	409	Steel Security Top
<b>RATF1830F</b>	409	Steel Security Top
<b>RATF1830P</b>	409	Steel Security Top
<b>RATF1836F</b>	409	Steel Security Top
<b>RATF1836P</b>	409	Steel Security Top
<b>RATF1842F</b>	409	Steel Security Top



Style Number	Page	Description	Style Number	Page	Description
<b>RATF1842P</b>	409	Steel Security Top	<b>RBB36LMON</b>	347	Univ In the Case Bin
<b>RATF2430F</b>	409	Steel Security Top	<b>RBB36LTAK</b>	347	U In the Case Bin
<b>RATF2430P</b>	409	Steel Security Top	<b>RBB36MON</b>	346	Univ In the Case Bin
<b>RATF2436F</b>	409	Steel Security Top	<b>RBB36QAVR</b>	341	Univ Over the Case Bin
<b>RATF2436P</b>	409	Steel Security Top	<b>RBB36QCAVR</b>	343	Univ Over the Case Bin
<b>RATL1524_</b>	410	Square Edge Top	<b>RBB36QCMON</b>	343	Univ Over the Case Bin
<b>RATL1530_</b>	410	Square Edge Top	<b>RBB36QCTAK</b>	342	U Ovr the Case Bin
<b>RATL1536_</b>	410	Square Edge Top	<b>RBB36QMON</b>	342	Univ Over the Case Bin
<b>RATL1542_</b>	410	Square Edge Top	<b>RBB36QTAK</b>	341	U Ovr the Case Bin
<b>RATL1830_</b>	410	Square Edge Top	<b>RBB36TAK</b>	345	U In the Case Bin
<b>RATL1836_</b>	410	Square Edge Top	<b>RBB36WAVR</b>	348	Univ In the Case Bin
<b>RATL1842_</b>	410	Square Edge Top	<b>RBB36WMON</b>	348	Univ In the Case Bin
<b>RATL2430_</b>	410	Square Edge Top	<b>RBB36WTAK</b>	348	U In the Case Bin
<b>RATL2436_</b>	410	Square Edge Top	<b>RBB42AVR</b>	346	Univ In the Case Bin
<b>RATW1524_</b>	412	Square Edge Top	<b>RBB42LAVR</b>	347	Univ In the Case Bin
<b>RATW1530_</b>	412	Square Edge Top	<b>RBB42LMON</b>	347	Univ In the Case Bin
<b>RATW1536_</b>	412	Square Edge Top	<b>RBB42LTAK</b>	347	U In the Case Bin
<b>RATW1542_</b>	412	Square Edge Top	<b>RBB42MON</b>	346	Univ In the Case Bin
<b>RATW1830_</b>	412	Square Edge Top	<b>RBB42QAVR</b>	341	Univ Over the Case Bin
<b>RATW1836_</b>	412	Square Edge Top	<b>RBB42QCAVR</b>	343	Univ Over the Case Bin
<b>RATW1842_</b>	412	Square Edge Top	<b>RBB42QCMON</b>	343	Univ Over the Case Bin
<b>RATW2430_</b>	412	Square Edge Top	<b>RBB42QCTAK</b>	342	U Ovr the Case Bin
<b>RATW2436_</b>	412	Square Edge Top	<b>RBB42QMON</b>	342	Univ Over the Case Bin
<b>RBB24AVR</b>	346	Univ In the Case Bin	<b>RBB42QTAK</b>	341	U Ovr the Case Bin
<b>RBB24LAVR</b>	347	Univ In the Case Bin	<b>RBB42TAK</b>	345	U In the Case Bin
<b>RBB24LMON</b>	347	Univ In the Case Bin	<b>RBB42WAVR</b>	348	Univ In the Case Bin
<b>RBB24LTAK</b>	347	U In the Case Bin	<b>RBB42WMON</b>	348	Univ In the Case Bin
<b>RBB24MON</b>	346	Univ In the Case Bin	<b>RBB42WTAK</b>	348	U In the Case Bin
<b>RBB24QAVR</b>	341	Univ Over the Case Bin	<b>RBB48AVR</b>	346	Univ In the Case Bin
<b>RBB24QCAVR</b>	343	Univ Over the Case Bin	<b>RBB48LAVR</b>	347	Univ In the Case Bin
<b>RBB24QCMON</b>	343	Univ Over the Case Bin	<b>RBB48LMON</b>	347	Univ In the Case Bin
<b>RBB24QCTAK</b>	342	U Ovr the Case Bin	<b>RBB48LTAK</b>	347	U In the Case Bin
<b>RBB24QMON</b>	342	Univ Over the Case Bin	<b>RBB48MON</b>	346	Univ In the Case Bin
<b>RBB24QTAK</b>	341	U Ovr the Case Bin	<b>RBB48QAVR</b>	341	Univ Over the Case Bin
<b>RBB24TAK</b>	345	U In the Case Bin	<b>RBB48QCAVR</b>	343	Univ Over the Case Bin
<b>RBB24WAVR</b>	348	Univ In the Case Bin	<b>RBB48QCMON</b>	343	Univ Over the Case Bin
<b>RBB24WMON</b>	348	Univ In the Case Bin	<b>RBB48QCTAK</b>	342	U Ovr the Case Bin
<b>RBB24WTAK</b>	348	U In the Case Bin	<b>RBB48QMON</b>	342	Univ Over the Case Bin
<b>RBB30AVR</b>	346	Univ In the Case Bin	<b>RBB48QTAK</b>	341	U Ovr the Case Bin
<b>RBB30LAVR</b>	347	Univ In the Case Bin	<b>RBB48TAK</b>	345	U In the Case Bin
<b>RBB30LMON</b>	347	Univ In the Case Bin	<b>RBB48WAVR</b>	348	Univ In the Case Bin
<b>RBB30LTAK</b>	347	U In the Case Bin	<b>RBB48WMON</b>	348	Univ In the Case Bin
<b>RBB30MON</b>	346	Univ In the Case Bin	<b>RBB48WTAK</b>	348	U Ovr the Case Bin
<b>RBB30QAVR</b>	341	Univ Over the Case Bin	<b>RBB60AVR</b>	346	Univ In the Case Bin
<b>RBB30QCAVR</b>	343	Univ Over the Case Bin	<b>RBB60LAVR</b>	347	Univ In the Case Bin
<b>RBB30QCMON</b>	343	Univ Over the Case Bin	<b>RBB60LMON</b>	347	Univ In the Case Bin
<b>RBB30QCTAK</b>	342	U Ovr the Case Bin	<b>RBB60LTAK</b>	347	U In the Case Bin
<b>RBB30QMON</b>	342	Univ Over the Case Bin	<b>RBB60MON</b>	346	Univ In the Case Bin
<b>RBB30QTAK</b>	341	U Ovr the Case Bin	<b>RBB60QAVR</b>	341	Univ Over the Case Bin
<b>RBB30TAK</b>	345	U In the Case Bin	<b>RBB60QCAVR</b>	343	Univ Over the Case Bin
<b>RBB30WAVR</b>	348	Univ In the Case Bin	<b>RBB60QCMON</b>	343	Univ Over the Case Bin
<b>RBB30WMON</b>	348	Univ In the Case Bin	<b>RBB60QCTAK</b>	342	U Ovr the Case Bin
<b>RBB30WTAK</b>	348	U In the Case Bin	<b>RBB60QMON</b>	342	Univ Over the Case Bin
<b>RBB36AVR</b>	346	Univ In the Case Bin	<b>RBB60QTAK</b>	341	U Ovr the Case Bin
<b>RBB36LAVR</b>	347	Univ In the Case Bin	<b>RBB60TAK</b>	345	U In the Case Bin

Style Number Index, continued

Style Number	Page	Description
RBB60WAVR	348	Univ In the Case Bin
RBB60WMON	348	Univ In the Case Bin
RBB60WTAK	348	U In the Case Bin
RBB66AVR	346	Univ In the Case Bin
RBB66LAVR	347	Univ In the Case Bin
RBB66LMON	347	Univ In the Case Bin
RBB66LTAK	347	U In the Case Bin
RBB66MON	346	Univ In the Case Bin
RBB66QAVR	341	Univ Over the Case Bin
RBB66QCAVR	343	Univ Over the Case Bin
RBB66QCMON	343	Univ Over the Case Bin
RBB66QCTAK	342	U Ovr the Case Bin
RBB66QMON	342	Univ Over the Case Bin
RBB66QTAK	341	U Ovr the Case Bin
RBB66TAK	345	U In the Case Bin
RBB66WAVR	348	Univ In the Case Bin
RBB66WMON	348	Univ In the Case Bin
RBB66WTAK	348	U In the Case Bin
RBB72AVR	346	Univ In the Case Bin
RBB72LAVR	347	Univ In the Case Bin
RBB72LMON	347	Univ In the Case Bin
RBB72LTAK	347	U In the Case Bin
RBB72MON	346	Univ In the Case Bin
RBB72QAVR	341	Univ Over the Case Bin
RBB72QCAVR	343	Univ Over the Case Bin
RBB72QCMON	343	Univ Over the Case Bin
RBB72QCTAK	342	U Ovr the Case Bin
RBB72QMON	342	Univ Over the Case Bin
RBB72QTAK	341	U Ovr the Case Bin
RBB72TAK	345	U In the Case Bin
RBB72WAVR	348	Univ In the Case Bin
RBB72WMON	348	Univ In the Case Bin
RBB72WTAK	348	U In the Case Bin
RBC15242A	329	Univ Bookcase
RBC15243A	329	Univ Bookcase
RBC15244A	329	Univ Bookcase
RBC15245A	329	Univ Bookcase
RBC15246A	329	Univ Bookcase
RBC15302A	329	Univ Bookcase
RBC15303A	329	Univ Bookcase
RBC15304A	329	Univ Bookcase
RBC15305A	329	Univ Bookcase
RBC15306A	329	Univ Bookcase
RBC15362A	329	Univ Bookcase
RBC15363A	329	Univ Bookcase
RBC15364A	329	Univ Bookcase
RBC15365A	329	Univ Bookcase
RBC15366A	329	Univ Bookcase
RBC15422A	329	Univ Bookcase
RBC15423A	329	Univ Bookcase
RBC15424A	329	Univ Bookcase
RBC15425A	329	Univ Bookcase
RBC15426A	329	Univ Bookcase
RBKHWM24	358	Wall Bracket
RBKHWM30	358	Wall Bracket

Style Number	Page	Description
RBKHWM36	358	Wall Bracket
RBKHWM42	358	Wall Bracket
RBKHWM48	358	Wall Bracket
RBKHWM60	358	Wall Bracket
RBKHWM70	358	Wall Bracket
RBKHWM72	358	Wall Bracket
RBKVOFM	359	Vert Off-Module Brkt
RCC18304A_	317	Univ Combination Cabinet
RCC18304D_	317	Univ Combination Cabinet
RCC18305E_	317	Univ Combination Cabinet
RCC18305H_	317	Univ Combination Cabinet
RCC18305J_	318	Univ Combination Cabinet
RCC18305M_	318	Univ Combination Cabinet
RCC18306N_	318	Univ Combination Cabinet
RCC18306R_	318	Univ Combination Cabinet
RCC18306S_	319	Univ Combination Cabinet
RCC18306V_	319	Univ Combination Cabinet
RCC18364A_	317	Univ Combination Cabinet
RCC18364D_	317	Univ Combination Cabinet
RCC18365E_	317	Univ Combination Cabinet
RCC18365H_	317	Univ Combination Cabinet
RCC18365J_	318	Univ Combination Cabinet
RCC18365M_	318	Univ Combination Cabinet
RCC18366N_	318	Univ Combination Cabinet
RCC18366R_	318	Univ Combination Cabinet
RCC18366S_	319	Univ Combination Cabinet
RCC18366V_	319	Univ Combination Cabinet
RCC18424A_	317	Univ Combination Cabinet
RCC18424D_	317	Univ Combination Cabinet
RCC18425E_	317	Univ Combination Cabinet
RCC18425H_	317	Univ Combination Cabinet
RCC18425J_	318	Univ Combination Cabinet
RCC18425M_	318	Univ Combination Cabinet
RCC18426N_	318	Univ Combination Cabinet
RCC18426R_	318	Univ Combination Cabinet
RCC18426S_	319	Univ Combination Cabinet
RCC18426V_	319	Univ Combination Cabinet
RCC24304A_	317	Univ Combination Cabinet
RCC24304D_	317	Univ Combination Cabinet
RCC24305E_	317	Univ Combination Cabinet
RCC24305H_	317	Univ Combination Cabinet
RCC24305J_	318	Univ Combination Cabinet
RCC24305M_	318	Univ Combination Cabinet
RCC24306N_	318	Univ Combination Cabinet
RCC24306R_	318	Univ Combination Cabinet
RCC24306S_	319	Univ Combination Cabinet
RCC24306V_	319	Univ Combination Cabinet
RCC24364A_	317	Univ Combination Cabinet
RCC24364D_	317	Univ Combination Cabinet
RCC24365E_	317	Univ Combination Cabinet
RCC24365H_	317	Univ Combination Cabinet
RCC24365J_	318	Univ Combination Cabinet
RCC24365M_	318	Univ Combination Cabinet
RCC24366N_	318	Univ Combination Cabinet
RCC24366R_	318	Univ Combination Cabinet

Style Number	Page	Description
<b>RCC24366S_</b>	319	Univ Combination Cabinet
<b>RCC24366V_</b>	319	Univ Combination Cabinet
<b>RCH1715</b>	337	Basic Cushion
<b>RCH1830</b>	309	Basic Cushion
<b>RCH1836</b>	309	Basic Cushion
<b>RCH1842</b>	309	Basic Cushion
<b>RCH1915</b>	238	Basic Cushion
<b>RCH2215</b>	238	Basic Cushion
<b>RCH2315</b>	337	Basic Cushion
<b>RCH2430</b>	309	Basic Cushion
<b>RCH2436</b>	309	Basic Cushion
<b>RDD182448LA_</b>	286	U Dual Door Tower
<b>RDD182448LB_</b>	286	U Dual Door Tower
<b>RDD182448RA_</b>	288	U Dual Door Tower
<b>RDD182448RB_</b>	288	U Dual Door Tower
<b>RDD18244LA_</b>	286	U Dual Door Tower
<b>RDD18244LB_</b>	287	U Dual Door Tower
<b>RDD18244RA_</b>	288	U Dual Door Tower
<b>RDD18244RB_</b>	289	U Dual Door Tower
<b>RDD18245LC_</b>	287	U Dual Door Tower
<b>RDD18245LD_</b>	287	U Dual Door Tower
<b>RDD18245RC_</b>	289	U Dual Door Tower
<b>RDD18245RD_</b>	289	U Dual Door Tower
<b>RDD242448LA_</b>	286	U Dual Door Tower
<b>RDD242448LB_</b>	286	U Dual Door Tower
<b>RDD242448RA_</b>	288	U Dual Door Tower
<b>RDD242448RB_</b>	288	U Dual Door Tower
<b>RDD24244LA_</b>	286	U Dual Door Tower
<b>RDD24244LB_</b>	287	U Dual Door Tower
<b>RDD24244RA_</b>	288	U Dual Door Tower
<b>RDD24244RB_</b>	289	U Dual Door Tower
<b>RDD24245LC_</b>	287	U Dual Door Tower
<b>RDD24245LD_</b>	287	U Dual Door Tower
<b>RDD24245RC_</b>	289	U Dual Door Tower
<b>RDD24245RD_</b>	289	U Dual Door Tower
<b>RDIV</b>	358	Dividers
<b>RDS24AVR</b>	355	Univ Personal Shelf
<b>RDS24TAK</b>	355	U Personal Shelf
<b>RDS30AVR</b>	355	Univ Personal Shelf
<b>RDS30TAK</b>	355	U Personal Shelf
<b>RDS36AVR</b>	355	Univ Personal Shelf
<b>RDS36TAK</b>	355	U Personal Shelf
<b>RDS42AVR</b>	355	Univ Personal Shelf
<b>RDS42TAK</b>	355	U Personal Shelf
<b>RDS48AVR</b>	355	Univ Personal Shelf
<b>RDS48TAK</b>	355	U Personal Shelf
<b>RDV1506</b>	416	Dividers
<b>RDV1512</b>	416	Dividers
<b>RDV151210</b>	416	Dividers
<b>REBC153042</b>	392	Univ Lam Enhanced Bookcase
<b>REBC153048</b>	392	Univ Lam Enhanced Bookcase
<b>REBC153054</b>	392	Univ Lam Enhanced Bookcase
<b>REBC153066</b>	392	Univ Lam Enhanced Bookcase
<b>REBC153072</b>	392	Univ Lam Enhanced Bookcase
<b>REBC153642</b>	392	Univ Lam Enhanced Bookcase

Style Number	Page	Description
<b>REBC153648</b>	392	Univ Lam Enhanced Bookcase
<b>REBC153654</b>	392	Univ Lam Enhanced Bookcase
<b>REBC153666</b>	392	Univ Lam Enhanced Bookcase
<b>REBC153672</b>	392	Univ Lam Enhanced Bookcase
<b>RECR1821QQHAD</b>	385	Univ Lam Enhcd Credenza
<b>RECR184221BFL</b>	381	Univ Lam Enhanced Credenza
<b>RECR184221BFR</b>	381	Univ Lam Enhanced Credenza
<b>RECR184821BFL</b>	381	Univ Lam Enhanced Credenza
<b>RECR184821BFR</b>	381	Univ Lam Enhanced Credenza
<b>RECR184821QQ</b>	381	Univ Lam Enhanced Credenza
<b>RECR186021BFL</b>	381	Univ Lam Enhanced Credenza
<b>RECR186021BFR</b>	381	Univ Lam Enhanced Credenza
<b>RECR186021QQ</b>	381	Univ Lam Enhanced Credenza
<b>RECR187221BFL</b>	381	Univ Lam Enhanced Credenza
<b>RECR187221BFR</b>	381	Univ Lam Enhanced Credenza
<b>RECR187221QQ</b>	381	Univ Lam Enhanced Credenza
<b>REDD182442BFL</b>	369	Univ Lam Enhanced Dual Door Tower
<b>REDD182442BFR</b>	369	Univ Lam Enhanced Dual Door Tower
<b>REDD182442FFL</b>	369	Univ Lam Enhanced Dual Door Tower
<b>REDD182442FFR</b>	369	Univ Lam Enhanced Dual Door Tower
<b>REDD182448BFL</b>	369	Univ Lam Enhanced Dual Door Tower
<b>REDD182448BFR</b>	369	Univ Lam Enhanced Dual Door Tower
<b>REDD182448FFL</b>	369	Univ Lam Enhanced Dual Door Tower
<b>REDD182448FFR</b>	369	Univ Lam Enhanced Dual Door Tower
<b>REDD182454BFL</b>	369	Univ Lam Enhanced Dual Door Tower
<b>REDD182454BFR</b>	369	Univ Lam Enhanced Dual Door Tower
<b>REDD182454FFL</b>	369	Univ Lam Enhanced Dual Door Tower
<b>REDD182454FFR</b>	369	Univ Lam Enhanced Dual Door Tower
<b>REDD182466BFL</b>	369	Univ Lam Enhanced Dual Door Tower
<b>REDD182466BFR</b>	369	Univ Lam Enhanced Dual Door Tower
<b>REDD182466FFL</b>	369	Univ Lam Enhanced Dual Door Tower
<b>REDD182466FFR</b>	369	Univ Lam Enhanced Dual Door Tower
<b>REDD242442BFL</b>	369	Univ Lam Enhanced Dual Door Tower
<b>REDD242442BFR</b>	369	Univ Lam Enhanced Dual Door Tower
<b>REDD242442FFL</b>	369	Univ Lam Enhanced Dual Door Tower
<b>REDD242442FFR</b>	369	Univ Lam Enhanced Dual Door Tower
<b>REDD242448BFL</b>	369	Univ Lam Enhanced Dual Door Tower
<b>REDD242448BFR</b>	369	Univ Lam Enhanced Dual Door Tower
<b>REDD242448FFL</b>	369	Univ Lam Enhanced Dual Door Tower
<b>REDD242448FFR</b>	369	Univ Lam Enhanced Dual Door Tower
<b>REDD242454BFL</b>	369	Univ Lam Enhanced Dual Door Tower
<b>REDD242454BFR</b>	369	Univ Lam Enhanced Dual Door Tower
<b>REDD242454FFL</b>	369	Univ Lam Enhanced Dual Door Tower
<b>REDD242454FFR</b>	369	Univ Lam Enhanced Dual Door Tower
<b>REDD242466BFL</b>	369	Univ Lam Enhanced Dual Door Tower
<b>REDD242466BFR</b>	369	Univ Lam Enhanced Dual Door Tower
<b>REDD242466FFL</b>	369	Univ Lam Enhanced Dual Door Tower
<b>REDD242466FFR</b>	369	Univ Lam Enhanced Dual Door Tower
<b>REHB153615</b>	376	Univ Lam Enhanced Hinged Door Overhead
<b>REHB154215</b>	376	Univ Lam Enhanced Hinged Door Overhead
<b>REHB154815</b>	376	Univ Lam Enhanced Hinged Door Overhead
<b>REHB155415</b>	376	Univ Lam Enhanced Hinged Door Overhead
<b>REHB156015</b>	376	Univ Lam Enhanced Hinged Door Overhead
<b>REHB156615</b>	376	Univ Lam Enhanced Hinged Door Overhead
<b>REHB157215</b>	376	Univ Lam Enhanced Hinged Door Overhead

Style Number Index, continued

Style Number	Page	Description
<b>RELF1830272DRW</b>	391	Univ Lam Enhanced Lat File
<b>RELF1830413DRW</b>	391	Univ Lam Enhanced Lat File
<b>RELF1830514DRW</b>	391	Univ Lam Enhanced Lat File
<b>RELF1836272DRW</b>	391	Univ Lam Enhanced Lat File
<b>RELF1836413DRW</b>	391	Univ Lam Enhanced Lat File
<b>RELF1836514DRW</b>	391	Univ Lam Enhanced Lat File
<b>RELF2430272DRW</b>	391	Univ Lam Enhanced Lat File
<b>RELF2436272DRW</b>	391	Univ Lam Enhanced Lat File
<b>RELS1815QHAD</b>	383	Univ Lam Enhcd One-High Storage
<b>RELS1821QQHAD</b>	383	Univ Lam Enhcd 1.5-High Storage
<b>RELS183015F</b>	363	Univ Lam Enhanced One-High Lat File
<b>RELS183015Q</b>	363	Univ Lam Enhanced One-High Lat File
<b>RELS183021BF</b>	363	Univ Lam Enhanced 1.5-High Lat File
<b>RELS183021QF</b>	363	Univ Lam Enhanced 1.5-High Lat File
<b>RELS183021QQ</b>	363	Univ Lam Enhanced 1.5-High Lat File
<b>RELS183027H</b>	364	Univ Lam Enhanced Two-High Lat File
<b>RELS183027HT</b>	364	Univ Lam Enhanced Two-High Lat File
<b>RELS183027QQ</b>	364	Univ Lam Enhanced 1.5-High Lat File
<b>RELS183615F</b>	363	Univ Lam Enhanced One-High Lat File
<b>RELS183615Q</b>	363	Univ Lam Enhanced One-High Lat File
<b>RELS183621BF</b>	363	Univ Lam Enhanced 1.5-High Lat File
<b>RELS183621QF</b>	363	Univ Lam Enhanced 1.5-High Lat File
<b>RELS183621QQ</b>	363	Univ Lam Enhanced 1.5-High Lat File
<b>RELS183627H</b>	364	Univ Lam Enhanced Two-High Lat File
<b>RELS183627HT</b>	364	Univ Lam Enhanced Two-High Lat File
<b>RELS183627QQ</b>	364	Univ Lam Enhanced 1.5-High Lat File
<b>RELS184215Q</b>	363	Univ Lam Enhanced One-High Lat File
<b>RELS184221QQ</b>	363	Univ Lam Enhanced 1.5-High Lat File
<b>RELS184227QQ</b>	364	Univ Lam Enhanced 1.5-High Lat File
<b>RELS243015F</b>	363	Univ Lam Enhanced One-High Lat File
<b>RELS243015Q</b>	363	Univ Lam Enhanced One-High Lat File
<b>RELS243021BF</b>	363	Univ Lam Enhanced 1.5-High Lat File
<b>RELS243021QF</b>	363	Univ Lam Enhanced 1.5-High Lat File
<b>RELS243021QQ</b>	363	Univ Lam Enhanced 1.5-High Lat File
<b>RELS243027H</b>	364	Univ Lam Enhanced Two-High Lat File
<b>RELS243027HT</b>	364	Univ Lam Enhanced Two-High Lat File
<b>RELS243027QQ</b>	364	Univ Lam Enhanced 1.5-High Lat File
<b>RELS243615F</b>	363	Univ Lam Enhanced One-High Lat File
<b>RELS243615Q</b>	363	Univ Lam Enhanced One-High Lat File
<b>RELS243621BF</b>	363	Univ Lam Enhanced 1.5-High Lat File
<b>RELS243621QF</b>	363	Univ Lam Enhanced 1.5-High Lat File
<b>RELS243621QQ</b>	363	Univ Lam Enhanced 1.5-High Lat File
<b>RELS243627H</b>	364	Univ Lam Enhanced Two-High Lat File
<b>RELS243627HT</b>	364	Univ Lam Enhanced Two-High Lat File
<b>RELS243627QQ</b>	364	Univ Lam Enhanced 1.5-High Lat File
<b>REPD181027DL</b>	371	Univ Fixed Lam Enhanced Pedestal
<b>REPD181027DR</b>	371	Univ Fixed Lam Enhanced Pedestal
<b>REPD181227BBF</b>	371	Univ Fixed Lam Enhanced Pedestal
<b>REPD181227FF</b>	371	Univ Fixed Lam Enhanced Pedestal
<b>REPD181523BFM</b>	373	Univ Mobile Lam Enhanced Pedestal
<b>REPD181527BBF</b>	371	Univ Fixed Lam Enhanced Pedestal
<b>REPD181527FF</b>	371	Univ Fixed Lam Enhanced Pedestal
<b>REPD241027DL</b>	371	Univ Fixed Lam Enhanced Pedestal
<b>REPD241027DR</b>	371	Univ Fixed Lam Enhanced Pedestal
<b>REPD241227BBF</b>	371	Univ Fixed Lam Enhanced Pedestal

Style Number	Page	Description
<b>REPD241227FF</b>	371	Univ Fixed Lam Enhanced Pedestal
<b>REPD241521BF</b>	371	Univ Fixed Lam Enhanced Pedestal
<b>REPD241527BBF</b>	371	Univ Fixed Lam Enhanced Pedestal
<b>REPD241527FF</b>	371	Univ Fixed Lam Enhanced Pedestal
<b>REPD301527BBF</b>	371	Univ Fixed Lam Enhanced Pedestal
<b>REPD301527FF</b>	371	Univ Fixed Lam Enhanced Pedestal
<b>REPXF15</b>	382	Univ Lam Enhcd One-High Filler Panel
<b>REPXF21</b>	382	Univ Lam Enhcd 1.5-High Filler Panel
<b>REPXF27</b>	382	Univ Lam Enhcd Two-High Filler Panel
<b>REPXTC1815</b>	373	Univ Ped Lam Enhanced Cushion Top
<b>REQB153615</b>	376	Univ Lam Enhanced Open Overhead
<b>REQB153615S</b>	376	Univ Lam Enhanced Open/Shared Overhead
<b>REQB15368</b>	378	Univ Lam Enhanced Organizer
<b>REQB15368S</b>	378	Univ Lam Enhanced Organizer
<b>REQB154215</b>	376	Univ Lam Enhanced Open Overhead
<b>REQB154215S</b>	376	Univ Lam Enhanced Open/Shared Overhead
<b>REQB15428</b>	378	Univ Lam Enhanced Organizer
<b>REQB15428S</b>	378	Univ Lam Enhanced Organizer
<b>REQB154815</b>	376	Univ Lam Enhanced Open Overhead
<b>REQB154815S</b>	376	Univ Lam Enhanced Open/Shared Overhead
<b>REQB15488</b>	378	Univ Lam Enhanced Organizer
<b>REQB15488S</b>	378	Univ Lam Enhanced Organizer
<b>REQB155415</b>	376	Univ Lam Enhanced Open Overhead
<b>REQB155415S</b>	376	Univ Lam Enhanced Open/Shared Overhead
<b>REQB15548</b>	378	Univ Lam Enhanced Organizer
<b>REQB15548S</b>	378	Univ Lam Enhanced Organizer
<b>REQB156015</b>	376	Univ Lam Enhanced Open Overhead
<b>REQB156015S</b>	376	Univ Lam Enhanced Open/Shared Overhead
<b>REQB15608</b>	378	Univ Lam Enhanced Organizer
<b>REQB15608S</b>	378	Univ Lam Enhanced Organizer
<b>REQB156115AB</b>	377	Univ Lam Enhcd Overhead W/Open Front
<b>REQB156115SAB</b>	377	Univ Lam Enhcd Overhead W/Open Front
<b>REQB15618AB</b>	379	Univ Lam Enhanced Organizer
<b>REQB15618SAB</b>	379	Univ Lam Enhanced Organizer
<b>REQB156315AB</b>	377	Univ Lam Enhcd Overhead W/Open Front
<b>REQB156315SAB</b>	377	Univ Lam Enhcd Overhead W/Open Front
<b>REQB15638AB</b>	379	Univ Lam Enhanced Organizer
<b>REQB15638SAB</b>	379	Univ Lam Enhanced Organizer
<b>REQB156615</b>	376	Univ Lam Enhanced Open Overhead
<b>REQB156615S</b>	376	Univ Lam Enhanced Open/Shared Overhead
<b>REQB15668</b>	378	Univ Lam Enhanced Organizer
<b>REQB15668S</b>	378	Univ Lam Enhanced Organizer
<b>REQB156715AB</b>	377	Univ Lam Enhcd Overhead W/Open Front
<b>REQB156715SAB</b>	377	Univ Lam Enhcd Overhead W/Open Front
<b>REQB15678AB</b>	379	Univ Lam Enhanced Organizer
<b>REQB15678SAB</b>	379	Univ Lam Enhanced Organizer
<b>REQB156915AB</b>	377	Univ Lam Enhcd Overhead W/Open Front
<b>REQB156915SAB</b>	377	Univ Lam Enhcd Overhead W/Open Front
<b>REQB15698AB</b>	379	Univ Lam Enhanced Organizer
<b>REQB15698SAB</b>	379	Univ Lam Enhanced Organizer
<b>REQB157215</b>	376	Univ Lam Enhanced Open Overhead
<b>REQB157215S</b>	376	Univ Lam Enhanced Open/Shared Overhead
<b>REQB15728</b>	378	Univ Lam Enhanced Organizer
<b>REQB15728S</b>	378	Univ Lam Enhanced Organizer
<b>REQB157315AB</b>	377	Univ Lam Enhcd Overhead W/Open Front

Style Number	Page	Description	Style Number	Page	Description
<b>REQB157315SAB</b>	377	Univ Lam Enhcd Overhead W/Open Front	<b>RESD241548FFL</b>	367	Univ Lam Enhanced Single Door Tower
<b>REQB15738AB</b>	379	Univ Lam Enhanced Organizer	<b>RESD241548FFR</b>	367	Univ Lam Enhanced Single Door Tower
<b>REQB15738SAB</b>	379	Univ Lam Enhanced Organizer	<b>RESD241554BFL</b>	367	Univ Lam Enhanced Single Door Tower
<b>REQB157515AB</b>	377	Univ Lam Enhcd Overhead W/Open Front	<b>RESD241554BFR</b>	367	Univ Lam Enhanced Single Door Tower
<b>REQB157515SAB</b>	377	Univ Lam Enhcd Overhead W/Open Front	<b>RESD241554FFL</b>	367	Univ Lam Enhanced Single Door Tower
<b>REQB15758AB</b>	379	Univ Lam Enhanced Organizer	<b>RESD241554FFR</b>	367	Univ Lam Enhanced Single Door Tower
<b>RESA242442BBFL</b>	387	Univ Lam Enhanced Open Side Tower	<b>RESD241566BFL</b>	367	Univ Lam Enhanced Single Door Tower
<b>RESA242442BBFR</b>	387	Univ Lam Enhanced Open Side Tower	<b>RESD241566BFR</b>	367	Univ Lam Enhanced Single Door Tower
<b>RESA242442FFL</b>	387	Univ Lam Enhanced Open Side Tower	<b>RESD241566FFL</b>	367	Univ Lam Enhanced Single Door Tower
<b>RESA242442FFR</b>	387	Univ Lam Enhanced Open Side Tower	<b>RESD241566FFR</b>	367	Univ Lam Enhanced Single Door Tower
<b>RESA242448BBFL</b>	387	Univ Lam Enhanced Open Side Tower	<b>RETCTHADP</b>	384	Universal Laminate Enhanced Top
<b>RESA242448BBFR</b>	387	Univ Lam Enhanced Open Side Tower	<b>REWC181242L</b>	389	Univ Lam Enhanced Wardrobe Cabinet
<b>RESA242448FFL</b>	387	Univ Lam Enhanced Open Side Tower	<b>REWC181242R</b>	389	Univ Lam Enhanced Wardrobe Cabinet
<b>RESA242448FFR</b>	387	Univ Lam Enhanced Open Side Tower	<b>REWC181248L</b>	389	Univ Lam Enhanced Wardrobe Cabinet
<b>RESA242454BBFL</b>	387	Univ Lam Enhanced Open Side Tower	<b>REWC181248R</b>	389	Univ Lam Enhanced Wardrobe Cabinet
<b>RESA242454BBFR</b>	387	Univ Lam Enhanced Open Side Tower	<b>REWC181254L</b>	389	Univ Lam Enhanced Wardrobe Cabinet
<b>RESA242454FFL</b>	387	Univ Lam Enhanced Open Side Tower	<b>REWC181254R</b>	389	Univ Lam Enhanced Wardrobe Cabinet
<b>RESA242454FFR</b>	387	Univ Lam Enhanced Open Side Tower	<b>REWC241242L</b>	389	Univ Lam Enhanced Wardrobe Cabinet
<b>RESA242466BBFL</b>	387	Univ Lam Enhanced Open Side Tower	<b>REWC241242R</b>	389	Univ Lam Enhanced Wardrobe Cabinet
<b>RESA242466BBFR</b>	387	Univ Lam Enhanced Open Side Tower	<b>REWC241248L</b>	389	Univ Lam Enhanced Wardrobe Cabinet
<b>RESA242466FFL</b>	387	Univ Lam Enhanced Open Side Tower	<b>REWC241248R</b>	389	Univ Lam Enhanced Wardrobe Cabinet
<b>RESA242466FFR</b>	387	Univ Lam Enhanced Open Side Tower	<b>REWC241254L</b>	389	Univ Lam Enhanced Wardrobe Cabinet
<b>RESB153615</b>	374	Univ Lam Enhanced Sliding Door Overhead	<b>REWC241254R</b>	389	Univ Lam Enhanced Wardrobe Cabinet
<b>RESB153615S</b>	375	Univ Lam En Sliding Door/Shared Overhead	<b>RFF24244LR_</b>	291	U Full Front Tower
<b>RESB154215</b>	374	Univ Lam Enhanced Sliding Door Overhead	<b>RFF24244LS_</b>	291	U Full Front Tower
<b>RESB154215S</b>	375	Univ Lam Enh Sliding Door/Shared Overhead	<b>RFF24244LT_</b>	292	U Full Front Tower
<b>RESB154815</b>	374	Univ Lam Enhanced Sliding Door Overhead	<b>RFF24244RR_</b>	292	U Full Front Tower
<b>RESB154815S</b>	375	Univ Lam Enh Sliding Door/Shared Overhead	<b>RFF24244RS_</b>	292	U Full Front Tower
<b>RESB155415</b>	374	Univ Lam Enhanced Sliding Door Overhead	<b>RFF24244RT_</b>	292	U Full Front Tower
<b>RESB155415S</b>	375	Univ Lam Enh Sliding Door/Shared Overhead	<b>RFF24245LU_</b>	292	U Full Front Tower
<b>RESB156015</b>	374	Univ Lam Enhanced Sliding Door Overhead	<b>RFF24245LV_</b>	293	U Full Front Tower
<b>RESB156015S</b>	375	Univ Lam Enhanced Sliding Dr/Shrd Overhead	<b>RFF24245LW_</b>	293	U Full Front Tower
<b>RESB156115AB</b>	375	Univ Lam Enhcd Overhead W/Sliding Door	<b>RFF24245RU_</b>	293	U Full Front Tower
<b>RESB156115SAB</b>	375	Univ Lam Enhcd Overhead W/Sliding Door	<b>RFF24245RV_</b>	293	U Full Front Tower
<b>RESB156315AB</b>	375	Univ Lam Enhcd Overhead W/Sliding Door	<b>RFF24245RW_</b>	293	U Full Front Tower
<b>RESB156315SAB</b>	375	Univ Lam Enhcd Overhead W/Sliding Door	<b>RHK24</b>	350	Hutch Kit
<b>RESB156615</b>	374	Univ Lam Enhanced Sliding Door Overhead	<b>RHK30</b>	350	Hutch Kit
<b>RESB156615S</b>	375	Univ Lam Enh Sliding Door/Shared Overhead	<b>RHK36</b>	350	Hutch Kit
<b>RESB156715AB</b>	375	Univ Lam Enhcd Overhead W/Sliding Door	<b>RHK42</b>	350	Hutch Kit
<b>RESB156715SAB</b>	375	Univ Lam Enhcd Overhead W/Sliding Door	<b>RHK48</b>	350	Hutch Kit
<b>RESB156915AB</b>	375	Univ Lam Enhcd Overhead W/Sliding Door	<b>RHK60</b>	350	Hutch Kit
<b>RESB156915SAB</b>	375	Univ Lam Enhcd Overhead W/Sliding Door	<b>RHK66</b>	350	Hutch Kit
<b>RESB157215</b>	374	Univ Lam Enhanced Sliding Door Overhead	<b>RHK72</b>	350	Hutch Kit
<b>RESB157215S</b>	375	Univ Lam Enhanced Sliding Dr/Shrd Overhead	<b>RHKCM</b>	351	Hutch Kit Cable Manager
<b>RESB157315AB</b>	375	Univ Lam Enhcd Overhead W/Sliding Door	<b>RHKESB</b>	352	Hutch Connector Bracket
<b>RESB157315SAB</b>	375	Univ Lam Enhcd Overhead W/Sliding Door	<b>RHKRECPT</b>	351	Hutch Kit Receptacle
<b>RESB157515AB</b>	375	Univ Lam Enhcd Overhead W/Sliding Door	<b>RLF18301_</b>	305	U One-High Lat File
<b>RESB157515SAB</b>	375	Univ Lam Enhcd Overhead W/Sliding Door	<b>RLF18301A_</b>	305	U 1.5-High Lat File
<b>RESD241542BFL</b>	367	Univ Lam Enhanced Single Door Tower	<b>RLF18301B_</b>	306	U 1.5-High Lat File
<b>RESD241542BFR</b>	367	Univ Lam Enhanced Single Door Tower	<b>RLF18301C_</b>	306	U 1.5-High Lat File
<b>RESD241542FFL</b>	367	Univ Lam Enhanced Single Door Tower	<b>RLF18301D_</b>	306	U 1.5-High Lat File
<b>RESD241542FFR</b>	367	Univ Lam Enhanced Single Door Tower	<b>RLF18302_</b>	306	U Lat File
<b>RESD241548BFL</b>	367	Univ Lam Enhanced Single Door Tower	<b>RLF18303_</b>	312	Univ Lat File
<b>RESD241548BFR</b>	367	Univ Lam Enhanced Single Door Tower	<b>RLF18304_</b>	313	Univ Lat File
			<b>RLF18305_</b>	313	Univ Lat File

Style Number Index, continued

Style Number	Page	Description
<b>RLF18361_</b>	305	U One-High Lat File
<b>RLF18361A_</b>	305	U 1.5-High Lat File
<b>RLF18361B_</b>	306	U 1.5-High Lat File
<b>RLF18361C_</b>	306	U 1.5-High Lat File
<b>RLF18361D_</b>	306	U 1.5-High Lat File
<b>RLF18362_</b>	306	U Lat File
<b>RLF18363_</b>	312	Univ Lat File
<b>RLF18364_</b>	313	Univ Lat File
<b>RLF18365_</b>	313	Univ Lat File
<b>RLF18421_</b>	305	U One-High Lat File
<b>RLF18421A_</b>	305	U 1.5-High Lat File
<b>RLF18421B_</b>	306	U 1.5-High Lat File
<b>RLF18421C_</b>	306	U 1.5-High Lat File
<b>RLF18421D_</b>	306	U 1.5-High Lat File
<b>RLF18422_</b>	306	U Lat File
<b>RLF18423_</b>	312	Univ Lat File
<b>RLF18424_</b>	313	Univ Lat File
<b>RLF18425_</b>	313	Univ Lat File
<b>RLF24301_</b>	305	U One-High Lat File
<b>RLF24301A_</b>	305	U 1.5-High Lat File
<b>RLF24301B_</b>	306	U 1.5-High Lat File
<b>RLF24301C_</b>	306	U 1.5-High Lat File
<b>RLF24301D_</b>	306	U 1.5-High Lat File
<b>RLF24302_</b>	306	U Lat File
<b>RLF24303_</b>	312	Univ Lat File
<b>RLF24304_</b>	313	Univ Lat File
<b>RLF24305_</b>	313	Univ Lat File
<b>RLF24361_</b>	305	U One-High Lat File
<b>RLF24361A_</b>	305	U 1.5-High Lat File
<b>RLF24361B_</b>	306	U 1.5-High Lat File
<b>RLF24361C_</b>	306	U 1.5-High Lat File
<b>RLF24361D_</b>	306	U 1.5-High Lat File
<b>RLF24362_</b>	306	U Lat File
<b>RLF24363_</b>	312	Univ Lat File
<b>RLF24364_</b>	313	Univ Lat File
<b>RLF24365_</b>	313	Univ Lat File
<b>RPDC1830_</b>	308	Cushion Top
<b>RPDC1836_</b>	308	Cushion Top
<b>RPDC1842_</b>	308	Cushion Top
<b>RPDC2430_</b>	308	Cushion Top
<b>RPDC2436_</b>	308	Cushion Top
<b>RPF1825A_</b>	331	U Fixed Pedestal
<b>RPF1825B_</b>	331	U Fixed Pedestal
<b>RPF1827A_</b>	331	U Fixed Pedestal
<b>RPF1827B_</b>	331	U Fixed Pedestal
<b>RPF2425A_</b>	331	U Fixed Pedestal
<b>RPF2425B_</b>	331	U Fixed Pedestal
<b>RPF2427A_</b>	331	U Fixed Pedestal
<b>RPF2427B_</b>	331	U Fixed Pedestal
<b>RPF3025A_</b>	331	U Fixed Pedestal
<b>RPF3025B_</b>	331	U Fixed Pedestal
<b>RPF3027A_</b>	331	U Fixed Pedestal
<b>RPF3027B_</b>	331	U Fixed Pedestal
<b>RPM1821C_</b>	336	U Mobile Pedestal
<b>RPM1827A_</b>	336	U Mobile Pedestal

Style Number	Page	Description
<b>RPM1827B_</b>	336	U Mobile Pedestal
<b>RPM2421C_</b>	336	U Mobile Pedestal
<b>RPM2427A_</b>	336	U Mobile Pedestal
<b>RPM2427B_</b>	336	U Mobile Pedestal
<b>RPULL15W</b>	419	Wood Drawer Pull
<b>RPULL30W</b>	419	Wood Drawer Pull
<b>RPULL36W</b>	419	Wood Drawer Pull
<b>RPULL42W</b>	419	Wood Drawer Pull
<b>RPXCK2518F</b>	333	U Conv Kit
<b>RPXCK2518P</b>	333	U Conv Kit
<b>RPXCK2524F</b>	333	U Conv Kit
<b>RPXCK2524P</b>	333	U Conv Kit
<b>RPXCK2530F</b>	333	U Conv Kit
<b>RPXCK2530P</b>	333	U Conv Kit
<b>RPXCK2718F</b>	333	U Conv Kit
<b>RPXCK2718P</b>	333	U Conv Kit
<b>RPXCK2724F</b>	333	U Conv Kit
<b>RPXCK2724P</b>	333	U Conv Kit
<b>RPXCK2730F</b>	333	U Conv Kit
<b>RPXCK2730P</b>	333	U Conv Kit
<b>RPXDRS</b>	417	Reference Shelf
<b>RPXFAVPP</b>	332	Univ Ped Filler
<b>RPXFMONFP</b>	332	Univ Ped Filler
<b>RPXFMONPP</b>	332	Univ Ped Filler
<b>RPXFMONPPP</b>	332	Univ Ped Filler
<b>RPXFTAKFP</b>	332	U Fil Prd Frnt Ped
<b>RPXFTAKPP</b>	332	U Fil Prd Frnt Ped
<b>RPXTC24F</b>	336	U Ped Cushion Top
<b>RPXTC24P</b>	336	U Ped Cushion Top
<b>RPXTC24F</b>	336	U Ped Cushion Top
<b>RPXTC24P</b>	336	U Ped Cushion Top
<b>RQS182448LA_</b>	282	U Open Side Tower
<b>RQS182448RA_</b>	283	U Open Side Tower
<b>RQS18244LA_</b>	282	U Open Side Tower
<b>RQS18244RA_</b>	283	U Open Side Tower
<b>RQS18245LC_</b>	282	U Open Side Tower
<b>RQS18245RC_</b>	283	U Open Side Tower
<b>RQS242448LA_</b>	282	U Open Side Tower
<b>RQS242448RA_</b>	283	U Open Side Tower
<b>RQS24244LA_</b>	282	U Open Side Tower
<b>RQS24244RA_</b>	283	U Open Side Tower
<b>RQS24245LC_</b>	282	U Open Side Tower
<b>RQS24245RC_</b>	283	U Open Side Tower
<b>RQS302448LA_</b>	282	U Open Side Tower
<b>RQS302448RA_</b>	283	U Open Side Tower
<b>RQS30244LA_</b>	282	U Open Side Tower
<b>RQS30244RA_</b>	283	U Open Side Tower
<b>RQS30245LC_</b>	282	U Open Side Tower
<b>RQS30245RC_</b>	283	U Open Side Tower
<b>RSB36AVR</b>	339	Univ Sliding Door Bin w/Steel Frnt
<b>RSB36LAVR</b>	339	Univ Sliding Door Bin W/Lam Frnt
<b>RSB36LMON</b>	339	Univ Sliding Door Bin W/Wood Frnt
<b>RSB36LTAK</b>	339	U Sld Dr Bin Lam Frnt
<b>RSB36MON</b>	339	Univ Sliding Door Bin w/Steel Frnt
<b>RSB36TAK</b>	339	U Sld Dr Bin Stl Frnt

Style Number	Page	Description	Style Number	Page	Description
<b>RSB36WAVR</b>	339	Univ Sliding Door Bin w/Wood Frnt	<b>RSC18362A_</b>	322	Univ Storage Cabinet
<b>RSB36WMON</b>	339	Univ Sliding Door Bin w/Wood Frnt	<b>RSC18363C_</b>	322	Univ Storage Cabinet
<b>RSB36WTAK</b>	339	U Sldg Dr Bin Wd Frnt	<b>RSC18364F_</b>	323	Univ Storage Cabinet
<b>RSB42AVR</b>	339	Univ Sliding Door Bin w/Steel Frnt	<b>RSC18365K_</b>	323	Univ Storage Cabinet
<b>RSB42LAVR</b>	339	Univ Sliding Door Bin W/Lam Frnt	<b>RSC18366Q_</b>	323	Univ Storage Cabinet
<b>RSB42LMON</b>	339	Univ Sliding Door Bin W/Wood Frnt	<b>RSC18421A_</b>	305	U One-High Lat File
<b>RSB42LTAK</b>	339	U Sld Dr Bin Lam Frnt	<b>RSC18422A_</b>	322	Univ Storage Cabinet
<b>RSB42MON</b>	339	Univ Sliding Door Bin w/Steel Frnt	<b>RSC18423C_</b>	322	Univ Storage Cabinet
<b>RSB42TAK</b>	339	U Sldg Dr Bin Stl Frnt	<b>RSC18424F_</b>	323	Univ Storage Cabinet
<b>RSB42WAVR</b>	339	Univ Sliding Door Bin w/Wood Frnt	<b>RSC18425K_</b>	323	Univ Storage Cabinet
<b>RSB42WMON</b>	339	Univ Sliding Door Bin w/Wood Frnt	<b>RSC18426Q_</b>	323	Univ Storage Cabinet
<b>RSB42WTAK</b>	339	U Sldg Dr Bin Wd Frnt	<b>RSC24301A_</b>	305	U One-High Lat File
<b>RSB48AVR</b>	339	Univ Sliding Door Bin w/Steel Frnt	<b>RSC24302A_</b>	322	Univ Storage Cabinet
<b>RSB48LAVR</b>	339	Univ Sliding Door Bin W/Lam Frnt	<b>RSC24303C_</b>	322	Univ Storage Cabinet
<b>RSB48LMON</b>	339	Univ Sliding Door Bin W/Wood Frnt	<b>RSC24304F_</b>	323	Univ Storage Cabinet
<b>RSB48LTAK</b>	339	U Sld Dr Bin Lam Frnt	<b>RSC24305K_</b>	323	Univ Storage Cabinet
<b>RSB48MON</b>	339	Univ Sliding Door Bin w/Steel Frnt	<b>RSC24306Q_</b>	323	Univ Storage Cabinet
<b>RSB48TAK</b>	339	U Sldg Dr Bin Stl Frnt	<b>RSC24361A_</b>	305	U One-High Lat File
<b>RSB48WAVR</b>	339	Univ Sliding Door Bin w/Wood Frnt	<b>RSC24362A_</b>	322	Univ Storage Cabinet
<b>RSB48WMON</b>	339	Univ Sliding Door Bin w/Wood Frnt	<b>RSC24363C_</b>	322	Univ Storage Cabinet
<b>RSB48WTAK</b>	339	U Sldg Dr Bin Wd Frnt	<b>RSC24364F_</b>	323	Univ Storage Cabinet
<b>RSB60AVR</b>	339	Univ Sliding Door Bin w/Steel Frnt	<b>RSC24365K_</b>	323	Univ Storage Cabinet
<b>RSB60LAVR</b>	339	Univ Sliding Door Bin W/Lam Frnt	<b>RSC24366Q_</b>	323	Univ Storage Cabinet
<b>RSB60LMON</b>	339	Univ Sliding Door Bin W/Wood Frnt	<b>RSH24AVR</b>	354	Univ Shelf
<b>RSB60LTAK</b>	339	U Sld Dr Bin Lam Frnt	<b>RSH24MON</b>	354	Univ Shelf
<b>RSB60MON</b>	339	Univ Sliding Door Bin w/Steel Frnt	<b>RSH24TAK</b>	354	U Shelf
<b>RSB60TAK</b>	339	U Sldg Dr Bin Stl Frnt	<b>RSH30AVR</b>	354	Univ Shelf
<b>RSB60WAVR</b>	339	Univ Sliding Door Bin w/Wood Frnt	<b>RSH30MON</b>	354	Univ Shelf
<b>RSB60WMON</b>	339	Univ Sliding Door Bin w/Wood Frnt	<b>RSH30TAK</b>	354	U Shelf
<b>RSB60WTAK</b>	339	U Sldg Dr Bin Wd Frnt	<b>RSH36AVR</b>	354	Univ Shelf
<b>RSB66AVR</b>	339	Univ Sliding Door Bin w/Steel Frnt	<b>RSH36MON</b>	354	Univ Shelf
<b>RSB66LAVR</b>	339	Univ Sliding Door Bin W/Lam Frnt	<b>RSH36TAK</b>	354	U Shelf
<b>RSB66LMON</b>	339	Univ Sliding Door Bin W/Wood Frnt	<b>RSH42AVR</b>	354	Univ Shelf
<b>RSB66LTAK</b>	339	U Sld Dr Bin Lam Frnt	<b>RSH42MON</b>	354	Univ Shelf
<b>RSB66MON</b>	339	Univ Sliding Door Bin w/Steel Frnt	<b>RSH42TAK</b>	354	U Shelf
<b>RSB66TAK</b>	339	U Sldg Dr Bin Stl Frnt	<b>RSH48AVR</b>	354	Univ Shelf
<b>RSB66WAVR</b>	339	Univ Sliding Door Bin w/Wood Frnt	<b>RSH48MON</b>	354	Univ Shelf
<b>RSB66WMON</b>	339	Univ Sliding Door Bin w/Wood Frnt	<b>RSH48TAK</b>	354	U Shelf
<b>RSB66WTAK</b>	339	U Sldg Dr Bin Wd Frnt	<b>RSH60AVR</b>	354	Univ Shelf
<b>RSB72AVR</b>	339	Univ Sliding Door Bin w/Steel Frnt	<b>RSH60MON</b>	354	Univ Shelf
<b>RSB72LAVR</b>	339	Univ Sliding Door Bin W/Lam Frnt	<b>RSH60TAK</b>	354	U Shelf
<b>RSB72LMON</b>	339	Univ Sliding Door Bin W/Wood Frnt	<b>RSH72AVR</b>	354	Univ Shelf
<b>RSB72LTAK</b>	339	U Sld Dr Bin Lam Frnt	<b>RSH72MON</b>	354	Univ Shelf
<b>RSB72MON</b>	339	Univ Sliding Door Bin w/Steel Frnt	<b>RSH72TAK</b>	354	U Shelf
<b>RSB72TAK</b>	339	U Sldg Dr Bin Stl Frnt	<b>RSS24AVR</b>	356	Slim Shelf
<b>RSB72WAVR</b>	339	Univ Sliding Door Bin w/Wood Frnt	<b>RSS24MON</b>	356	Slim Shelf
<b>RSB72WMON</b>	339	Univ Sliding Door Bin w/Wood Frnt	<b>RSS24TAK</b>	356	Slim Shelf
<b>RSB72WTAK</b>	339	U Sldg Dr Bin Wd Frnt	<b>RSS30AVR</b>	356	Slim Shelf
<b>RSC18301A_</b>	305	U One-High Lat File	<b>RSS30MON</b>	356	Slim Shelf
<b>RSC18302A_</b>	322	Univ Storage Cabinet	<b>RSS30TAK</b>	356	Slim Shelf
<b>RSC18303C_</b>	322	Univ Storage Cabinet	<b>RSS36AVR</b>	356	Slim Shelf
<b>RSC18304F_</b>	323	Univ Storage Cabinet	<b>RSS36MON</b>	356	Slim Shelf
<b>RSC18305K_</b>	323	Univ Storage Cabinet	<b>RSS36TAK</b>	356	Slim Shelf
<b>RSC18306Q_</b>	323	Univ Storage Cabinet	<b>RSS42AVR</b>	356	Slim Shelf
<b>RSC18361A_</b>	305	U One-High Lat File	<b>RSS42MON</b>	356	Slim Shelf

Style Number Index, continued

Style Number	Page	Description
<b>RSS42TAK</b>	356	Slim Shelf
<b>RSS48AVR</b>	356	Slim Shelf
<b>RSS48MON</b>	356	Slim Shelf
<b>RSS48TAK</b>	356	Slim Shelf
<b>RSS60AVR</b>	356	Slim Shelf
<b>RSS60MON</b>	356	Slim Shelf
<b>RSS60TAK</b>	356	Slim Shelf
<b>RSS72AVR</b>	356	Slim Shelf
<b>RSS72MON</b>	356	Slim Shelf
<b>RSS72TAK</b>	356	Slim Shelf
<b>RSS96AVR</b>	356	Slim Shelf
<b>RSS96MON</b>	356	Slim Shelf
<b>RSS96TAK</b>	356	Slim Shelf
<b>RUK24AVR</b>	360	Stnd OH Upmount Pkg
<b>RUK24MON</b>	360	Stnd OH Upmount Pkg
<b>RUK24TAK</b>	360	Stnd OH Upmnt Pkg
<b>RUK30AVR</b>	360	Stnd OH Upmount Pkg
<b>RUK30MON</b>	360	Stnd OH Upmount Pkg
<b>RUK30TAK</b>	360	Stnd OH Upmnt Pkg
<b>RUK36AVR</b>	360	Stnd OH Upmount Pkg
<b>RUK36MON</b>	360	Stnd OH Upmount Pkg
<b>RUK36TAK</b>	360	Stnd OH Upmnt Pkg
<b>RUK42AVR</b>	360	Stnd OH Upmount Pkg
<b>RUK42MON</b>	360	Stnd OH Upmount Pkg
<b>RUK42TAK</b>	360	Stnd OH Upmnt Pkg
<b>RUK48AVR</b>	360	Stnd OH Upmount Pkg
<b>RUK48MON</b>	360	Stnd OH Upmount Pkg
<b>RUK48TAK</b>	360	Stnd OH Upmnt Pkg
<b>RUK60AVR</b>	360	Stnd OH Upmount Pkg
<b>RUK60MON</b>	360	Stnd OH Upmount Pkg
<b>RUK60TAK</b>	360	Stnd OH Upmnt Pkg
<b>RUK72AVR</b>	360	Stnd OH Upmount Pkg
<b>RUK72MON</b>	360	Stnd OH Upmount Pkg
<b>RUK72TAK</b>	360	Stnd OH Upmnt Pkg
<b>RVD24244LA</b>	295	U Vrtl Dwr Tower
<b>RVD24244LB</b>	295	U Vrtl Dwr Tower
<b>RVD24244RA</b>	296	U Vrtl Dwr Tower
<b>RVD24244RB</b>	296	U Vrtl Dwr Tower
<b>RVD24245LC</b>	296	U Vrtl Dwr Tower
<b>RVD24245LD</b>	296	U Vrtl Dwr Tower
<b>RVD24245RC</b>	296	U Vrtl Dwr Tower
<b>RVD24245RD</b>	296	U Vrtl Dwr Tower
<b>RVD30244LA</b>	295	U Vrtl Dwr Tower
<b>RVD30244LB</b>	295	U Vrtl Dwr Tower
<b>RVD30244RA</b>	296	U Vrtl Dwr Tower
<b>RVD30244RB</b>	296	U Vrtl Dwr Tower
<b>RVD30245LC</b>	296	U Vrtl Dwr Tower
<b>RVD30245LD</b>	296	U Vrtl Dwr Tower
<b>RVD30245RC</b>	296	U Vrtl Dwr Tower
<b>RVD30245RD</b>	296	U Vrtl Dwr Tower
<b>RWC24304A</b>	326	Univ Wardrobe Cabinet
<b>RWC24304B</b>	326	Univ Wardrobe Cabinet
<b>RWC24305A</b>	326	Univ Wardrobe Cabinet
<b>RWC24305C</b>	327	Univ Wardrobe Cabinet
<b>RWC24306D</b>	326	Univ Wardrobe Cabinet

Style Number	Page	Description
<b>RWC24364A</b>	326	Univ Wardrobe Cabinet
<b>RWC24364B</b>	326	Univ Wardrobe Cabinet
<b>RWC24365A</b>	326	Univ Wardrobe Cabinet
<b>RWC24365C</b>	327	Univ Wardrobe Cabinet
<b>RWC24366D</b>	326	Univ Wardrobe Cabinet
<b>RWV24154A</b>	299	U Wrkstation Vrtl
<b>RWV24154B</b>	299	U Wrkstation Vrtl
<b>RWV24155C</b>	300	U Wrkstation Vrtl
<b>RWV24155D</b>	300	U Wrkstation Vrtl
<b>RWV30154A</b>	299	U Wrkstation Vrtl
<b>RWV30154B</b>	299	U Wrkstation Vrtl
<b>RWV30155C</b>	300	U Wrkstation Vrtl
<b>RWV30155D</b>	300	U Wrkstation Vrtl
<b>RXADRL15</b>	181, 416	Rails
<b>RXADRL24</b>	418	Rails
<b>RXADRL2442</b>	418	Rails
<b>RXSA1524</b>	415	Adjustable Steel Standard Shelf
<b>RXSA1530</b>	415	Adjustable Steel Standard Shelf
<b>RXSA1536</b>	415	Adjustable Steel Standard Shelf
<b>RXSA1542</b>	415	Adjustable Steel Standard Shelf
<b>RXSA1830</b>	415	Adjustable Steel Standard Shelf
<b>RXSA1836</b>	415	Adjustable Steel Standard Shelf
<b>RXSA1842</b>	415	Adjustable Steel Standard Shelf
<b>RXSA2415</b>	414	Adj Steel Std Shelf
<b>RXSA2424</b>	415	Adjustable Steel Standard Shelf
<b>RXSA2430</b>	415	Adjustable Steel Standard Shelf
<b>RXSA2436</b>	415	Adjustable Steel Standard Shelf
<b>RXSA3015</b>	414	Adj Steel Std Shelf
<b>RXSAFFT2415</b>	414	Adj Steel Std Shelf
<b>RXSG2415</b>	414	Adjustable Glass Shelf
<b>RXSG3015</b>	414	Adjustable Glass Shelf
<b>SS11FCMLGG</b>	120	Stella Std KB Assy, FO/c:scape Pltfrm
<b>SS11FCMRGG</b>	120	Stella Std KB Assy, FO/c:scape Pltfrm
<b>SS17FCMLGG</b>	120	Stella Std KB Assy, FO/c:scape Pltfrm
<b>SS17FCMRGG</b>	120	Stella Std KB Assy, FO/c:scape Pltfrm
<b>TS2CW1</b>	257	Counterweight Pkg
<b>TS2CW2</b>	257	Counterweight Pkg
<b>TS2F130A</b>	254	Freestanding Lat File
<b>TS2F130B</b>	254	Freestanding Lat File
<b>TS2F136A</b>	254	Freestanding Lat File
<b>TS2F136B</b>	254	Freestanding Lat File
<b>TS2F230UL</b>	242	Under-Wksf Lat File
<b>TS2F236UL</b>	242	Under-Wksf Lat File
<b>TS2FDV</b>	256	Lat File Dwr Div
<b>TS2FFTBR</b>	256	Lateral File Rail
<b>TS2FHF30</b>	256	Lat File Frame
<b>TS2FHF30A</b>	256	Lat File Frame
<b>TS2FHF36</b>	256	Lat File Frame
<b>TS2FILE</b>	241	Mobile File Center
<b>TS2FILLER</b>	231	Pedestal Filler
<b>TS2HINGEPED</b>	237	Hinged-Top Mobile Ped
<b>TS2LOCKER1</b>	247	Single Locker
<b>TS2LOCKER2</b>	248	Double Locker
<b>TS2LOCKER4</b>	249	Quad Locker
<b>TS2LOCKERCUB1</b>	250	Single Cubby Locker



Style Number	Page	Description	Style Number	Page	Description
<b>TS2LOCKERCUB2</b>	251	Double Cubby Locker	<b>TS2TWS54LSC</b>	245	Tower Too
<b>TS2LOCKERMINI</b>	253	Mini Locker	<b>TS2TWS54RC</b>	245	Tower Too
<b>TS2LOCKERMULTI</b>	252	Multipurpose Locker	<b>TS2TWS54RSC</b>	245	Tower Too
<b>TS2PBBF22M</b>	233	Mobile Ped	<b>TS2TWS66LC</b>	245	Tower Too
<b>TS2PBBF22U</b>	230	Under-Wksf Ped	<b>TS2TWS66LSC</b>	245	Tower Too
<b>TS2PBBF28U</b>	230	Under-Wksf Ped	<b>TS2TWS66RC</b>	245	Tower Too
<b>TS2PBDD</b>	255	Box Dwr Divider	<b>TS2TWS66RSC</b>	245	Tower Too
<b>TS2PBF19M</b>	233	Mobile Ped	<b>TS7232TCTJQC</b>	185	A to c:s T J Thin Trim
<b>TS2PBF22M</b>	233	Mobile Ped	<b>TS7242TCTJQC</b>	185	A to c:s T J Thin Trim
<b>TS2PBF22MC</b>	235	Mobile Ped	<b>TS7252TCTJQC</b>	185	An to c:s T Jcn-Th Tm
<b>TS2PBF22MCH</b>	235	Mobile Ped	<b>TS7282TCTJQC</b>	185	An to c:s T Jcn-Th Tm
<b>TS2PFDD</b>	255	File Dwr Divider	<b>TS7323TCTJQC</b>	185	An to c:s T Jct-Th Tm
<b>TS2PFF22M</b>	233	Mobile Ped	<b>TS7424TCTJQC</b>	185	An to c:s T Jct-Th Tm
<b>TS2PFF22U</b>	230	Under-Wksf Ped	<b>TS7525TCTJQC</b>	185	A to c:s T J Thin Trim
<b>TS2PFF28U</b>	230	Under-Wksf Ped	<b>TS7828TCTJQC</b>	185	An to c:s T Jct-Th Tm
<b>TS2PPBF19M</b>	233	Mobile Ped	<b>UFAL</b>	75	Aligners
<b>TS2PPBF19MC</b>	235	Mobile Ped	<b>UFSLOWLHANS</b>	424	Connector
<b>TS2PPBF22M</b>	233	Mobile Ped	<b>UFSLOWRHANS</b>	424	Connector
<b>TS2PPBF22MC</b>	235	Mobile Ped	<b>UFSMEDLHANS</b>	424	Connector
<b>TS2PPT</b>	255	Pencil Tray	<b>UFSMEDLHMON</b>	425	Connector
<b>TS2SLIM</b>	236	Slim Mobile Ped	<b>UFSMEDRHANS</b>	424	Connector
<b>TS2TDME</b>	245	Tower Too Dome	<b>UFSMEDRHMON</b>	425	Connector
<b>TS2TW54LC</b>	244	Tower Too	<b>UFSTALLHANS</b>	424	Connector
<b>TS2TW54LSC</b>	244	Tower Too	<b>UFSTALLHMON</b>	425	Connector
<b>TS2TW54RC</b>	244	Tower Too	<b>UFSTALLRHANS</b>	424	Connector
<b>TS2TW54RSC</b>	244	Tower Too	<b>UFSTALLRHMON</b>	425	Connector
<b>TS2TW66LC</b>	244	Tower Too	<b>UFSTOWER24</b>	423	Connector
<b>TS2TW66LSC</b>	244	Tower Too	<b>UFSTOWER30</b>	423	Connector
<b>TS2TW66RC</b>	244	Tower Too	<b>ULFF24F</b>	422	Undwksf Lat File Filler
<b>TS2TW66RSC</b>	244	Tower Too	<b>ULFF24P</b>	422	Undwksf Lat File Filler
<b>TS2TWR54L</b>	244	Tower Too	<b>ULFF30F</b>	422	Undwksf Lat File Filler
<b>TS2TWR54LS</b>	244	Tower Too	<b>ULFF30P</b>	422	Undwksf Lat File Filler
<b>TS2TWR54R</b>	244	Tower Too	<b>ZBKHOFFM</b>	359	Horizontal Off-Module Bracket
<b>TS2TWR54RS</b>	244	Tower Too			
<b>TS2TWR66L</b>	244	Tower Too			
<b>TS2TWR66LS</b>	244	Tower Too			
<b>TS2TWR66R</b>	244	Tower Too			
<b>TS2TWR66RS</b>	244	Tower Too			
<b>TS2TWR548L</b>	245	Tower Too			
<b>TS2TWR548LS</b>	245	Tower Too			
<b>TS2TWR548R</b>	245	Tower Too			
<b>TS2TWR548RS</b>	245	Tower Too			
<b>TS2TWR554L</b>	245	Tower Too			
<b>TS2TWR554LS</b>	245	Tower Too			
<b>TS2TWR554R</b>	245	Tower Too			
<b>TS2TWR554RS</b>	245	Tower Too			
<b>TS2TWR566L</b>	245	Tower Too			
<b>TS2TWR566LS</b>	245	Tower Too			
<b>TS2TWR566R</b>	245	Tower Too			
<b>TS2TWR566RS</b>	245	Tower Too			
<b>TS2TWS48LC</b>	245	Tower Too			
<b>TS2TWS48LSC</b>	245	Tower Too			
<b>TS2TWS48RC</b>	245	Tower Too			
<b>TS2TWS48RSC</b>	245	Tower Too			
<b>TS2TWS54LC</b>	245	Tower Too			

# Trademark List

- ® The following are registered trademarks for products of Steelcase Inc. or one of its related corporate entities: 4 o'clock, 900 Series, à la carte, Airtouch, Ally, Amia, Answer, Archipelago, Avenir, Ballet, Bix, Brayton International, Cachet, Canopy, Canto, Chancellor, Coalesse, Confidante, Context, Convene, CopyCam, Criterion, Crushed Can, Currency, dash, Designtex, Details, Detour, Drive, Elective Elements, Ellipse, Ember Chrome, Emerge, E-Table 2, FYI, Garland, Gentry, Ginkgo Biloba, Groupwork, Ideo, Jacket, Jenny, Jersey, Kart, Kick, LaCosta, Leap, Let's B, LiveBack, Max-Stacker, media:scape, Metro, Migrations, Mitra, Montage, Nurture, Oriana, Parade, Pathways, PCT, Permiso, Player, Portal, Power Pincher, Progeny, Protégé, R2, Rally, Relevant, Reply, Rizzi Arc, Sensor, Series 9000, Siento, Sieste, Sine, Softcare, Springboard, Steelcase, Steelcase Design Partnership, Stella, Stow Davis, Swathmore, Sylvi, TeamWork, Technique, Texpress, Think, Thunder, Topo, Train, turnstone, Underline, Unison, Vecta, Viridian, Walden, Wernld, and X-Stack.
- ® The following registered trademarks are under license from AWI Licensing Company, Dover, DE: SoundScapes, DuraBrite, BioBlock, and Armstrong.
- ® The following registered trademarks are under license from Byrne Electrical, Rockford, MI: Interport, Mini-Port, Axil Z, and Ellora.
- ® The following is a registered trademark of DuPont, Wilmington, DE: Corian.
- ® The following is a registered trademark of Genlyte Thomas Company, Louisville, KY: Lightolier.
- ® The following is a registered trademark of Hilti Corporation, FL-9494 Schaan, Principality of Liechtenstein: Hilti.
- ® The following is a registered trademark of Leviton Manufacturing Company, Little Neck, NY: Decora.
- ® The following is a registered trademark of Mechanical Plastics Corp, Elmsford, NY: Toggler.
- ® The following is a registered trademark of Microsoft Corporation, Redmond, WA: Microsoft.
- ® The following is a registered trademark of Panduit Corporation, Lockport, IL: Panduit.
- ® The following is a registered trademark of Trav (Press), Cuneo, Italy: Assisa.
- ® The following is a registered trademark of Virtual Ink, Boston, MA: mimioActive.
- ® The following registered trademarks are under license from Wilkhahn Furniture Products: Avera, Senzo, Versal, and Wilkhahn FS.

- ® The following is a registered trademark of Wilsonart International, Temple, TX: Chemsurf.
- ® The following is a registered trademark of Wiremold, West Hartford, CT: Wiremold.
- ® The following is a registered trademark of EMU Group S.P.A., Perugia, Italy: Emu.
- ® The following is a registered trademark of Security People, Inc.: Digilock.
- ™ The following are trademarks for products of Steelcase Inc. or one of its related corporate entities: Access, Active/Passive Shelf, Ainsley, Akira, Alcove, Alerion, Alight, Amaris, American Elect, American Tradition, ap40, Arbor, Arriva, Asana, Ascot, Aspekt, Astor, Await, Bassline, B-Free, Bira, Bivi, Bixby, Bottomline, Brody, Brook, Buoy, Burton, c:scape, Calla, Calm, Camber, Campfire, Capa, Cappuccino, Cesar, Chester, Chord, Circa, Clarendon, Classic Rectangular, Clipper, cobì, Collaboration, Community, Company, Convey, Cortex, Coupe, Crea, Crew, Cura, Cypress, Davenport, Dearborn, Deck, Déjà, Denizen, Denska, Derby, Divisio, Donovan, Dune, Duo, Echo, Edge, Elsna, Empath, Empress, Enea, ēno, EnSync, Enviro, Escapade, Exchange, Exponents, Field, Flat Top, FlexFrame, Flip Top, Flute, Folio, FrameOne, FreeFlow, Frontier, Galliei, Gesture, Ginger, Ginkgo, Go Wall, Grip, Groove, Hatchback, Hawthorne, Hitch, Host Collection, Hosu, Huddleboard, i2i, Impact, Indy, InfoLink, IOS, I-Solve, Jack, Jarrah, Jetty, Juice, Kami, Kast, Kathryn, Lagunitas, Lark, L'Attitude, LearnLab, Leela, LessThanFive, Lincoln, Linden, LiveSeat, Loria, Lyric, Malibu, Malibu Too, Mansfield, Marathon, Martini, Mason, Masque, Migration, Millbrae, Mineral, Mingle, Mystic, Mystic Metal, Mystic Wood, Montara650, Montreal, Move, Nadia, Neighbor, nesso, Nickel, Nikko, Nod, Node, Norfolk, Ology, Ontrak, Oom, Opus, Orchid, Outlook Collection, Ovation, Paloma, Paperflo, Parliament, Pasio, Passerelle, Patriarch, Payback, Peek, Pile File, Pisa, Pool, Potrero415, PUCK, QiVi, Quba, Rave, Reed, Regard, Relay, Reunion, Ripple, Riser, Roam, Rocco, Rocky, RoomWizard, Runner, Satellite, Sawyer, ScapeSeries, Senti, Sentinel, Senza, Sequoia, Session, ShareLink, Shield, Shortcut, Sidewalk, SILQ, Skylar, Slumber, Smoke, Snug, Soft Leaf, Sonata, Sorrel, SOTO, Southside, Stationkits, Steelcase Series, Stiletto, Surprise!, Surround, Switch, Symphony, Sync, TagWizard, Tava, TeamStudio, TeamTheater, Tenaro, Terrazzo, Theorem, Thread, Topaz, Touchdown, Tour, Tower Too, Trees, Trillium, Trolley, tX2, U-Free, Umami, Underscore, Uno, V.I.A., Verb, Verge, Verlay, Victor2, Visalia, Waldorf, Woodruff, Workspring, and X-tenz.
- ™ The following is a trademark of Microsoft Corporation, Redmond, WA: Windows.
- ™ The following is a trademark of Rodman Industries, Inc., Oconomowoc, WI: ResinCore1.
- ™ The following is a trademark of Ultrafabrics, LLC, Elmsford, NY: Ultraleather.

- ™ The following trademarks are under license from Wilkhahn Furniture products: Cana, Linus, Logon, Picto, Range, Stitz, Thema, Timetable, and Tubis.
  - ™ The following trademark is used under license from Cradle to Cradle Products Innovation Institute, Oakland, CA: Cradle to Cradle Certified.
  - ™ The following trademarks are under license from Walter Knoll: Andoo, Bob, Lazlo, Lox, Ribbon, and Together.
  - ™ The following trademarks are under license from PP Møbler: Bar and Flag Halyard.
  - ™ The following trademarks are under license from Viccarbe: Davos, Holy Day, Last Minute, RS, Sistema, and Wrapp.
  - ™ The following trademarks are under license from Carl Hansen: Elbow, Paddle, Shell, Wing, and Wishbone.
  - ™ The following trademarks are under license from Cambridge Sound Management, LLC, Cambridge, MA: QtPro Soundmasking, Qt Quiet Technology, and Sonet Qt.
  - ™ The following is a trademark of Electri-Cable Assemblies, Shelton, CT: Interact.
  - ™ The following is a trademark of Clestra Hauserman: IRYS.
  - ™ The following is a trademark of Wiesner-Hager Möbel GmbH: Nooi.
  - ™ The following are trademarks of PolyVision: a³, e³, Flow, Motif, PolyVision, Sans, and Serif.
  - ™ The following is a trademark of Bostock Company, Inc: SnapCab.
  - ™ The following is a trademark of Williams-Sonoma, Inc: West Elm.
  - ™ The following is a trademark of Elena Marquina Testor: nanimarquina.
  - ™ The following is a trademark of Forbo International SA: Forbo.
- Trademarks used here in are the property of Steelcase, Inc. or of their respective owners.*