
Systems and Freestanding Furniture

Volume 1c

Terms and Conditions	2
Sample Order Form	10
Participating Steelcase Dealers	12
Steelcase Showrooms and Manufacturing Locations	17

Product Information	
Answer (SIN 711.1)	19
Answer Beam (SIN 711.1)	261
Answer Fence (SIN 711.1)	347
Universal Worksurface Products (SIN 711.1)	371

Resources	561
Style Number Index	562

► For a list of all trademarks, refer to the last page of this specification guide.

Terms and Conditions

Customer Information

For more information, please contact your participating Steelcase GSA dealer.

For more information, please contact your participating Steelcase GSA dealer.

For more information, please contact your participating Steelcase GSA dealer.

For more information, please contact your participating Steelcase GSA dealer.

For more information, please contact your participating Steelcase GSA dealer.

For more information, please contact your participating Steelcase GSA dealer.

For more information, please contact your participating Steelcase GSA dealer.

For more information, please contact your participating Steelcase GSA dealer.

Sample Order Form

Sample Order Form

ORDER FOR SUPPLIES OR SERVICES			PAGE	OF	PAGES
IMPORTANT: Mark all packages and papers with contract and/or order numbers.					
DATE OF ORDER 1 6-1-04	CONTRACT NO. (If any) 2 GS-27F-0014V	ORDER NO. 3 10 - 000	REQUISITION/REFERENCE NO.		
ISSUING OFFICE (Address correspondence to) 4 GSA 1 Town Street City, State, Zip Name and Telephone Number		SHIP TO: (Consignee and address, ZIP Code) 5 GSA 2 Town Street City, State, Zip Name and Telephone Number			
TO: CONTRACTOR (Name, address and ZIP Code) 6 Steelcase Inc. c/o Participating Dealer 901 44th Street, SE Grand Rapids, MI 49508 Attn: Solutions Fullfillment Team CH-2W-SS (GSA)		Cage Code: 39880		TYPE OF ORDER <input type="checkbox"/> A. PURCHASE — Reference your _____ Please furnish the following on the terms and conditions specified on both sides of this order and on the attached sheets, if any, including delivery as indicated. This purchase is negotiated under authority of: <input type="checkbox"/> B. DELIVERY — Except for billing instructions on the reverse, this delivery order is subject to instructions contained on this side only of this form and is issued subject to the terms and conditions of the above-numbered contract.	
ACCOUNTING AND APPROPRIATION DATA			REQUISITIONING OFFICE		
			BUSINESS CLASSIFICATION (Check appropriate box(es)) 20 <input type="checkbox"/> SMALL <input checked="" type="checkbox"/> OTHER THAN SMALL <input type="checkbox"/> DIS-ADVAN-TAGED <input type="checkbox"/> WOMEN-OWNED		
FCA DESTINATION 7		GOVERNMENT NO.	DELIVER TO FCA DESTINATION ON OR BEFORE (Date) 8 ARO date	DISCOUNT TERMS 9 Net 30 days	
PLACE OF INSPECTION AND ACCEPTANCE					

(See reverse for Rejections)

ITEM NO. (A)	SUPPLIES OR SERVICES (B)	QUANTITY ORDERED (C)	UNIT (D)	UNIT PRICE (E)	AMOUNT (F)	QUANTITY ACCEPTED (G)	
1	10 One lot of Steelcase Office Furniture: See attached specifications	13 1		14 \$000	15 \$000		
2	11 Design: \$55.41/hour	2	hrs	\$000	\$000		
3	12 Installation	1		\$000	\$000		
SEE BILLING INSTRUCTIONS ON REVERSE		SHIPPING POINT		GROSS SHIPPING WEIGHT		INVOICE NO.	
		MAIL INVOICE TO: (Include ZIP Code) 17 GSA, 3 Town Street, City, State, Zip				16 \$000	(H) TOT. (Cont. pages) ◀ (I) GRAND TOTAL ◀
UNITED STATES OF AMERICA BY (Signature) 18 Contracting Officer signature and telephone no.				NAME (Typed) 19 John Doe, Department Manager TITLE: CONTRACTING/ORDERING OFFICER			

NSN 7540_01_152_8083

50347-101

OPTIONAL FORM 347 (10-83)
Prescribed by GSA
FAR (48 CFR) 53.213 (e)

- 1 Order date
- 2 Contract number
- 3 Order number
- 4 Issuing office: Requester name and telephone number
- 5 Shipping address: Contact name and telephone number
- 6 Contractor:
Steelcase Inc.
c/o Participating Dealer
901 - 44th Street, S.E.
Grand Rapids, MI 49508
Attn: Solutions Fulfillment Team
- 7 FCA destination
- 8 ARO date (After Receipt of Order)
- 9 Terms: Net 30 days
- 10 Complete product description, including SIN number, style number, all applicable surface materials.
- 11 Separate line for design
- 12 Separate line for installation
- 13 Quantity ordered
- 14 Individual unit price
- 15 Amount (quantity x unit price)
- 16 Total cost
- 17 Invoice address
- 18 Authorized contracting officer signature and telephone number
- 19 Authorized contracting officer name and title (typed)
- 20 Steelcase is the seller of record and is not registered as "small," "disadvantaged," or "woman-owned." If one of these boxes is checked in error, a modification will be required.

Please note on order that all invoice payments must be sent to:

Steelcase Inc.
62087 Collection Center Dr.
Chicago, IL 60693-0620

Storage and Delays

(Open Market) In the event that the site is not accessible, or safe and adequate storage space is not available during installation, the furnishings will be stored until delivery or installation can be accomplished. Pricing for storage will be negotiated on a project-by-project basis. Invoices will be sent to the local government purchasing facility upon delivery of the furniture to a designated storage facility. Steelcase shall provide notice to the Government purchasing facility that the furnishings are available for inspection by the Government at the Storage facility. Upon this notice, the Government, or representative for the Government, must inspect and accept the furniture prior to payment of any invoice. The inspection and acceptance must be completed within reasonable time frame agreed upon by both parties. Payment will be made by the Government 30 days after acceptance of the furniture.

Participating Steelcase Dealers

Alabama

Dekalb Office of Alabama
2901 Second Ave South
Birmingham, AL 35233
Phone: (205) 933-9100

Kyser OfficeWorks Inc.
2400 Spruce Street
Montgomery, AL 36107-3150
Phone: (334) 834-9400
Fax: (334) 262-0701

OEC Business Interiors
104 East I-65 Service Road North
Mobile, AL 36607-2501
Phone: (251) 471-3368
Fax: (251) 471-0019

Office Interiors by OSCO
1300 Meridian Street
Suite 203
Huntsville, AL 35801
Phone: (256) 604-5696
Fax: (256) 604-5699

OSCO Inc.
229 Grant Street SE
Decatur, AL 35601-2511
Phone: (256) 340-5100
Fax: (256) 340-5108

Alaska

Capital Office Systems
1120 East 35th Avenue
Anchorage, AK 99508-4257
Phone: (907) 777-1500
Fax: (907) 777-1515

Capital Office Systems
3201 Industrial Avenue
Fairbanks, AK 99701-7370
Phone: (907) 456-3946
Fax: (907) 452-6257

Capital Office Systems
3143 Channel Drive
Juneau, AK 99801-7214
Phone: (907) 780-3636
Fax: (907) 780-2290

Arizona

Atmosphere Commercial Interiors
815 North Central Avenue
Phoenix, AZ 85004
Phone: (602) 252-6971

Atmosphere Commercial Interiors
Suite 100
88 East Broadway Boulevard
Tucson, Arizona 85701-1720
Phone: (520) 792-4200

Atmosphere Commercial Interiors
Suite 100
88 East Broadway Boulevard
Tucson, Arizona 85701-1720
Phone: (520) 792-4200
Fax: (540) 791-9568

Arkansas

ImageWorks
Suite B
1424 North Shackleford
Little Rock, AR 72211
Phone: (501) 944-7501

Today's Office Inc.
717 West 7th Street
Little Rock, AR 72201-4044
Phone: (501) 375-5050
Fax: (501) 375-1350

Today's Office Inc.
3157 West Sunset Avenue
Springdale, AR 72762-4945
Phone: (479) 751-5861
Fax: (479) 756-2233

California

BKM Office Environments
816 Via Alondra
Camarillo, CA 93012
Phone: (877) 256-1256
Fax: (805) 339-9032

BKM San Diego
Suite 100
9201 Spectrum Center Blvd.
San Diego, CA 92123-1407
Phone: (858) 569-4700
Fax: (858) 277-8931

One Workplace L. Ferrari
2500 De La Cruz Blvd.
Santa Clara, CA 95050
Phone: (669) 800-2500
Fax: (669) 800-2501

One Workplace L. Ferrari
7220 Edgewater Drive
Oakland, CA 94621
Phone: (510) 729-7800
Fax: (510) 729-7801

One Workplace L. Ferrari
475 Brannan Street
San Francisco, CA 94107-1731
Phone: (415) 357-2200
Fax: (415) 357-2201

Peninsula Business Interiors
325 Main Street
Salinas, CA 93901-2705
Phone: (831) 757-4107
Fax: (831) 757-1339

Tangram Interiors
Suite 102
4057 W Shaw Ave
Fresno, CA 93722-6212
Phone: (559) 275-7070
Fax: (559) 275-7080

Tangram Interiors
Suite 100
2850 South Red Hill Avenue
Santa Ana, CA 92705-5532
Phone: (949) 955-6700
Fax: (949) 955-6799

Tangram Interiors
9200 Sorensen Avenue
Santa Fe Springs, CA 90670-2645
Phone: (562) 365-5000
Fax: (562) 365-5399

United Corporate Furnishings
1780 North Market Blvd.
Sacramento, CA 95834-1997
Phone: (916) 553-5900
Fax: (916) 553-5800

Colorado

Office Outfitters & Planners Inc.
749 Main Street
Grand Junction, CO 81501-3535
Phone: (970) 245-6300
Fax: (970) 245-6301

OfficeScapes
2506 Zeppelin Rd
Colorado Springs, CO 80916
Phone: (719) 574-1113
Fax: (719) 574-1133

OfficeScapes
9900 East 51st Avenue
Denver, CO 80238-2430
Phone: (303) 574-1115
Fax: (303) 574-1116

OfficeScapes
Suite 180
4812 McMurry Avenue
Fort Collins, CO 80525-6222
Phone: (970) 223-5959
Fax: (970) 223-5858

Connecticut

Red Thread
300 East River Drive
East Hartford, CT 06108-4205
Phone: (860) 528-9981
Fax: (860) 528-1843

Red Thread
488 Wheelers Farm Rd.
Milford, CT 06461
Phone: (203) 874-7754
Fax: (203) 876-7915

Red Thread
700 Canal St 3rd Fl
Stamford, CT 06902
Phone: (860) 528-9981

Red Thread
40 Main Street
Torrington, CT 06790
Phone: (860) 482-2679
Fax: (860) 482-3590

Delaware

Corporate Interiors Inc.
223 Lisa Drive
New Castle, DE 19720-4193
Phone: (302) 323-9100
Fax: (302) 323-9251

Florida

American Business Interiors
215 Waverly Place
Melbourne, FL 32901-5444
Phone: (321) 723-5003
Fax: (321) 984-4221

Empire Office
Suite 140
2 Oakwood Boulevard
Hollywood, FL 33020
Phone: (954) 707-6200

Empire Office
South Florida
3201 Commerce Parkway
Miramar, FL 33025-3908
Phone: (954) 435-7300
Fax: (954) 435-7212

Empire Office
Suite 17
2315 Lynx Lane
Orlando, FL 32804
Phone: (407) 628-2400

Empire Office
5112 West Linebaugh Avenue
Tampa, FL 33624
Phone: (813) 418-3300

Empire Office
Suite 2
7830 Byron Drive
West Palm Beach, FL 33404-3332
Phone: (561) 840-8600
Fax: (561) 840-1873

Leitz & Reed Office Products
1119 Florida Avenue
Lynn Haven, FL 32444-4622
Phone: (850) 271-2600
Fax: (850) 271-0076

OEC Business Interiors
1601 NW 80th Boulevard
Gainesville, FL 32606-9140
Phone: (352) 332-1192
Fax: (352) 333-8002

· OEC Business Interiors
· 2393 SW College Road
· Ocala, FL 34474-1661
· Phone: (352) 620-2888
· Fax: (352) 620-2891

· OEC Business Interiors
· 6254 North W Street
· Pensacola, FL 32503-2746
· Phone: (850) 438-1100
· Fax: (850) 432-0003

· Office Furniture & Design Concepts
· 11866 Metro Parkway
· Ft. Myers, FL 33966-1307
· Phone: (239) 337-1212
· Fax: (239) 337-4910

· Perdue Office Interiors
· Suite 100
· 5 W Forsyth
· Jacksonville, FL 32256-7440
· Phone: (904) 737-5858
· Fax: (904) 737-6088

· Perdue Office Interiors
· Suite C7
· 1516 Capital Circle SE
· Tallahassee, FL 32301
· Phone: (850) 383-4225

Georgia

· Advent Business Interiors
· 1318 U.S. HWY 82 West
· Leesburg, GA 31721
· Phone: (229) 439-7418
· Fax: (229) 435-1279

· Advent Business Interiors
· 110 West Macon Park Dr.
· Macon, GA 31210
· Phone: (478) 471-0600

· DeKalb Office Environments
· 1320 Ridgeland Parkway
· Alpharetta, GA 30004-8442
· Phone: (770) 360-0200
· Fax: (770) 360-0305

· McWaters Inc.
· 3708 Benchmark Drive
· Augusta, GA 30907
· Phone: (706) 396-5400
· Fax: (706) 396-5401

· McWaters Inc.
· 117 Prosperity Drive
· Savannah, GA 31408-9551
· Phone: (912) 352-9000
· Fax: (912) 352-2034

Hawaii

· Interior Showplace Ltd.
· 956 Queen Street
· Honolulu, HI 96814-4118
· Phone: (808) 593-8420
· Fax: (808) 591-8324

Idaho

· Porter's Office Products
· 435 West Center Street
· Pocatello, ID 83204-3241
· Phone: (208) 232-1233
· Fax: (208) 232-8759

· Porter's Office Products
· 1050 North 2nd East
· Rexburg, ID 83440-5127
· Phone: (208) 356-4616
· Fax: (208) 356-8901

· Office Environment Company
· 623 South Americana Blvd.
· Boise, ID 83702-5120
· Phone: (208) 385-0507
· Fax: (208) 385-9392

Illinois

· A. Pomerantz
· Suite 940
· 222 Merchandise Mart Plaza
· Chicago, IL 60654-1223
· Phone: (312) 929-3335
· Fax: (312) 929-3311

· Atmosphere Commercial Interiors
· 801 North Perryville Road
· Rockford, IL 61107
· Phone: (815) 398-3300

· Egyptian Business Furniture
· 129 West Main Street
· Belleville, IL 62220-1501
· Phone: (618) 234-2323
· Fax: (618) 236-3295

· Interiors for Business Inc.
· 409 N River Street
· Batavia, IL 60510-2359
· Phone: (630) 761-1070
· Fax: (630) 761-1065

· Lincoln Office
· 205 Eastgate Drive
· Washington, IL 61571-9238
· Phone: (309) 427-2500
· Fax: (309) 427-2625

· Forward Space
· Suite 614
· 222 Merchandise Mart Plaza
· Chicago, IL 60654-1223
· Phone: (312) 563-5206

· Forward Space
· 1142 N North Branch Street
· Chicago, IL 60642
· Phone: (312) 942-1100
· Fax: (312) 942-9840

· Forward Space
· 13820 West Business Center Drive
· Lake Forest, IL 60045-1181
· Phone: (847) 573-8890
· Fax: (847) 573-8891

· Forward Space
· Suite 150
· 1111 West 22nd Street
· Oak Brook, IL 60523
· Phone: (312) 563-5206

Indiana

· Business Furnishings LLC
· 4102 Meghan Beeler Court
· South Bend, IN 46628
· Phone: (574) 243-3255
· Fax: (574) 243-3266

· Business Furniture LLC
· 6102 Victory Way
· Indianapolis, IN 46278-2934
· Phone: (317) 216-1600
· Fax: (317) 216-1601

· Corporate Design Inc.
· Suite 400
· 1419 West Lloyd Expressway
· Evansville, IN 47710-1002
· Phone: (812) 422-3000
· Fax: (812) 422-3413

· Lincoln Office
· 1200 Arrowhead Court
· Crown Point, IN 46307-8222
· Phone: (219) 662-2777
· Fax: (219) 662-7770

Iowa

· Lincoln Office
· 1026 Mound St
· Davenport, IA 52803
· Phone: (563) 322-5660

· Tallgrass Business Resources
· Highway 6 West
· 218 Second Street
· Coralville, IA 52241-2608
· Phone: (319) 338-3135
· Fax: (319) 338-7484

· Workspace Inc.
· 309 Locust Street
· Des Moines, IA 50309-1788
· Phone: (515) 288-7090
· Fax: (515) 288-0250

Kansas

· Design Central Inc.
· 152 South 5th Street
· Salina, KS 67401
· Phone: (785) 825-4131
· Fax: (785) 825-4778

· Scott Rice Office Interiors
· 224 East Douglas
· Wichita, KS 67211-1640
· Phone: (316) 269-2700
· Fax: (316) 269-3527

· Scott Rice Office Works
· 14720 West 105th Street
· Lenexa, KS 66215-4414
· Phone: (913) 888-7600
· Fax: (913) 227-7793

Kentucky

· Office Resources Inc.
· 530 Corvette Drive
· Bowling Green, KY 42101-7132
· Phone: (270) 781-5858
· Fax: (270) 781-5884

· Office Resources Inc.
· 101 Bradley Drive
· Nicholasville, KY 40356-9121
· Phone: (859) 885-6161
· Fax: (859) 885-9610

· Office Resources Inc.
· 816 East Broadway
· Louisville, KY 40204-1053
· Phone: (502) 589-8400
· Fax: (502) 589-8408

Louisiana

· Frost-Barber Inc.
· 9322 Interline Avenue
· Baton Rouge, LA 70809-1966
· Phone: (225) 926-5000
· Fax: (225) 926-5011

· Workplace Solutions
· 401 St. Joseph Street.
· New Orleans, LA 70130
· Phone: (504) 522-9558
· Fax: (504) 522-7070

Maine

· Red Thread
· One City Center
· Portland, ME 04101
· Phone: (207) 774-4900
· Fax: (207) 774-8155

Maryland

· Arbee Associates
· 6311 Ammendale Road
· Beltsville, MD 20705-1249
· Phone: (410) 385-5180
· Fax: (410) 385-5199

· Arbee Associates
· 9300 Gaither Road
· Gaithersburg, MD 20877
· Phone: (301) 963-3900
· Fax: (301) 977-1734

· Dancker, Sellow & Douglas Inc.
· Suite 309
· 509 Exeter Street
· Baltimore, MD 21202
· Phone: (301) 671-2541
· Fax: (301) 797-1504

Participating Steelcase Dealers, continued

Dancker, Sellaw & Douglas Inc.
9200 Alaking Court
Suite 100
Capitol Heights, MD 20743
Phone: (301) 350-8700
Fax: (301) 350-9393

Massachusetts

Red Thread
Suite 600
101 Seaport Blvd.
Boston, MA 02210-1838
Phone: (617) 439-4900
Fax: (617) 439-4131

Red Thread
Suite 150
293 Boston Post Road West
Marlborough, MA 01752-4615
Phone: (508) 449-6550
Fax: (508) 449-6570

Red Thread
Suite 1108
1350 Main Street
Springfield, MA 01103
Phone: (413) 736-1802

Red Thread
100 Fordham Road
Wilmington, MA 01887
Phone: (978) 658-3900
Fax: (978) 694-4107

Michigan

Custer Office Environments Inc.
2435 Plaza Drive
Benton Harbor, MI 49022-2229
Phone: (616) 926-8719
Fax: (616) 926-9482

Custer Office Environments Inc.
217 Grandville Ave SW
Grand Rapids, MI 49503-4013
Phone: (616) 458-6322
Fax: (616) 458-1117

Custer Office Environments Inc.
5737 East Cork Street
Kalamazoo, MI 49048-9668
Phone: (269) 342-3919
Fax: (269) 342-3923

Custer Office Environments
442 East Michigan
Marquette, MI 49885
Phone: (906) 226-1161
Fax: (906) 226-1164

Custer Office Environments
120 East Front Street
Traverse City, MI 49684
Phone: (616) 402-8489

NBS
701 Salzburg Avenue
Bay City, MI 48706-5390
Phone: (989) 895-8574
Fax: (989) 895-8545

NBS
5133 West Grand River Avenue
Lansing, MI 48906-9117
Phone: (517) 886-0072
Fax: (517) 886-0014

NBS
2595 Bellingham Drive
Troy, MI 48083-2036
Phone: (248) 823-5400
Fax: (248) 823-5401

Minnesota

Atmosphere Commercial Interiors
Suite 350
81 South 9th Street
Minneapolis, MN 55402-3226
Phone: (612) 343-0868
Fax: (612) 332-5733

Burgher Office Equipment Company
101 East Chestnut Street
Virginia, MN 55792-2512
Phone: (218) 749-2661
Fax: (218) 749-2662

Duluth Typewriter & Business Furniture
30 N 3rd. Ave W
Duluth, MN 55802-1607
Phone: (218) 722-5811
Fax: (218) 722-4876

General Office Products Company
4521 Highway 7
Minneapolis, MN 55416-4098
Phone: (952) 925-7500
Fax: (952) 925-7531

Mississippi

Workplace Solutions
251 West South Street
Jackson, MS 39203-3636
Phone: (601) 354-4960
Fax: (601) 353-6231

Workplace Solutions
2207 5th Street
Meridian, MS 38652
Phone: (601) 484-7279

Workplace Solutions
520 Main Street
Natchez, MS 39120
Phone: (601) 442-1494
Fax: (601) 442-0457

Workplace Solutions
718 West Bankhead St.
New Albany, MS 38652
Phone: (662) 534-0882
Fax: (662) 534-5753

OEC Business Interiors
12199 Highway 49 N.
Suite 300
Gulfport, MS 39503-3167
Phone: (228) 539-9575
Fax: (228) 539-9566

Missouri

Color-Art Integrated Interiors
1325 North Warson Road
Saint Louis, MO 63132-1807
Phone: (314) 432-3000
Fax: (314) 993-2752

Marathon Office Interiors
1715 Paris Road
Columbia, MO 65201-5571
Phone: (573) 875-7115
Fax: (573) 875-7116

Montana

KR Office Interiors
119 North 7th Avenue
Bozeman, MT 59715
Phone: (406) 587-3775
Fax: (406) 587-4636

KR Office Interiors
1710 North Montana Avenue
Helena, MT 59601
Phone: (406) 513-1004
Fax: (406) 513-1006

Missoula's Office City
115 West Broadway Street
Missoula, MT 59802-4217
Phone: (406) 543-7171
Fax: (406) 543-4254

Peterson's Quality Office Equipment
502 North 32nd Street
Billings, MT 59101-6003
Phone: (406) 245-5151
Fax: (406) 245-7516

Western Office Equipment
317 2nd Street South
Great Falls, MT 59405-1802
Phone: (406) 761-7473
Fax: (406) 761-0245

Nebraska

Eakes Office Plus
2911 13th Street
Columbus, NE 68601-4829
Phone: (402) 564-2679
Fax: (402) 564-0295

Eakes Office Plus
Suite 201
2630 North Yager Road
Fremont, NE 68025-7800
Phone: (402) 941-5001
Fax: (402) 941-5002

Eakes Office Plus
617 West Third Street
Grand Island, NE 68801-5946
Phone: (308) 382-8026
Fax: (308) 382-7401

Eakes Office Plus
839 West Second Street
Hastings, NE 68901-5099
Phone: (402) 463-2537
Fax: (402) 463-6802

Eakes Office Plus
2401 Avenue A
Kearney, NE 68847-5498
Phone: (308) 234-2538
Fax: (308) 234-2540

Eakes Office Plus
110 N 35th Street
Lincoln, NE 68503
Phone: (402) 438-6700
Fax: (402) 438-6701

Eakes Office Plus
1803 North 6th Street
Beatrice, NE 68310
Phone: (402) 228-7202
Fax: (402) 228-0262

Eakes Office Plus
120 Norris Avenue
McCook, NE 69001
Phone: (308) 345-5447
Fax: (308) 345-5237

Eakes Office Plus
510 W. 13th Street
Souix City, NE 68776
Phone: (402) 412-2334

Eakes Office Plus
201 South 1st Street
Norfolk, NE 68701-5303
Phone: (402) 371-4181
Fax: (402) 371-5139

Eakes Office Plus
520 North Vine Street
North Platte, NE 69101-3954
Phone: (308) 534-7800
Fax: (308) 534-3936

Eakes Office Plus
710 North Lincoln Ave.
York, NE 68467
Phone: (402) 362-5442
Fax: (402) 362-7530

Sheppard's Business Interiors Inc.
725 South 72nd Street
Omaha, NE 68114-4665
Phone: (402) 393-8888
Fax: (402) 393-0113

Nevada

Machabee Office Environments
6435 Sunset Corporate Drive
Las Vegas, NV 89120-2798
Phone: (702) 263-8800
Fax: (702) 263-8801

Machabee Office Environments
1335 Greg Parkway #101
Sparks, NV 89431
Phone: (775) 329-3145
Fax: (775) 786-5710

New Hampshire

Red Thread
Suite 103
650 Elm Street
Manchester, NH 03101-1160
Phone: (603) 668-5511
Fax: (603) 668-6851

New Jersey

Arbee Associates
1531 South Washington Avenue
Piscataway, NJ 08854-3815
Phone: (732) 424-3900
Fax: (732) 752-6034

Concepts Office Furnishings
280 North Midland Avenue
Building J
Saddle Brook, NJ 07663-5708
Phone: (201) 727-9110
Fax: (201) 727-9112

Dancker, Sellow, and Douglas
291 Evans Way
Somerville, NJ 08876-3766
Phone: (908) 231-1600
Fax: (908) 231-6469

W.S. Goff Company Inc.
5104 Oakland Blvd.
Mays Landing, NJ 08330-2016
Phone: (609) 625-5600
Fax: (609) 625-5633

New Mexico

Business Environments
5351 Wilshire Avenue, N.E.
Albuquerque, NM 87113-1834
Phone: (505) 888-4400
Fax: (505) 889-9146

New York

AFD Contract Furniture Inc
810 7th Avenue
New York, NY 10019
Phone: (212) 721-7100
Fax: (212) 721-7175

Merkel-Donohue
1 Interstate Avenue
Albany, NY 12205
Phone: (518) 273-9359
Fax: (518) 272-1552

Empire Office Inc.
105 Madison Avenue
New York, NY 10016-8810
Phone: (212) 607-5500
Fax: (212) 607-5654

Merkel-Donohue
1349 University Avenue Suite 2
Rochester, NY 14607
Phone: (585) 325-7696
Fax: (585) 325-3065

Prentice Office Environments
472 Franklin Street
Buffalo, NY 14202-1302
Phone: (716) 884-8452
Fax: (716) 884-0894

Stevens Office Interiors
6804 Manlius Center Road
East Syracuse, NY 13057-3902
Phone: (315) 479-5595
Fax: (315) 428-1688

Waldner's Business Environments
125 Route 110
Farmingdale, NY 11735-4864
Phone: (631) 844-9300
Fax: (631) 694-3503

Waldner's Business Environments
215 Lexington Avenue, 9th Floor
New York, NY 10016-6023
Phone: (212) 696-7500
Fax: (212) 696-7699

Waldner's Business Environments
411 Theodore Fremd Avenue
3rd Floor, South Building
Rye, NY 10580-1410
Phone: (914) 921-8500
Fax: (914) 921-0991

North Carolina

Office Environments Inc.
11407 Granite Street
Charlotte, NC 28273-6429
Phone: (704) 714-7200
Fax: (704) 714-7400

Young Office Environments
of Asheville Inc.
71 Thompson St
Asheville, NC 28803-2328
Phone: (888) 202-0508
Fax: (828) 505-1974

Storr Office Environments Inc.
496 Gallimore Dairy Road
Greensboro, NC 27409-9202
Phone: (336) 217-4500
Fax: (336) 217-4501

Storr Office Environments Inc.
10800 World Trade Blvd.
Raleigh, NC 27617-4200
Phone: (919) 313-3700
Fax: (919) 313-3701

Williams Office Environments Inc.
407 Ray Avenue
Fayetteville, NC 28301-4915
Phone: (910) 483-0354
Fax: (910) 486-4077

North Dakota

Fireside Office Products Inc.
1713 East Bismarck Expressway
Bismarck, ND 58504-6706
Phone: (701) 258-8586
Fax: (701) 223-9598

Hannaher's
1809 13th Avenue North
Grand Forks, ND 58203-2323
Phone: (701) 746-6466
Fax: (701) 746-0737

Hannaher's Inc.
4324 20th Avenue SW
Fargo, ND 58103-4434
Phone: (701) 277-7222
Fax: (701) 277-7097

Ohio

Business Furniture
8 North Main Street
Dayton, OH 45439
Phone: (937) 293-1010
Fax: (937) 293-7501

Loth Inc.
3574 East Kemper Road
Cincinnati, OH 45241-2009
Phone: (513) 554-4900
Fax: (513) 554-8737

Loth Company
855 Grandview Avenue
Columbus, OH 43215-1123
Phone: (614) 487-4000
Fax: (614) 487-4306

NBS
4 North St. Clair Street
Toledo, OH 43604
Phone: (419) 662-2040
Fax: (419) 662-2041

Ohio Desk
34 Swartz Road
Akron, OH 44319
Phone: (330) 499-1030

Ohio Desk
1122 Prospect Avenue
Cleveland, OH 44115-1292
Phone: (216) 623-0600
Fax: (216) 623-0611

Ohio Desk
5100 Market Street
Youngstown, OH 44512
Phone: (330) 782-3331

Oklahoma

Scott Rice
2900 North Hemlock Circle
Broken Arrow, OK 74012-1185
Phone: (918) 362-4300
Fax: (918) 362-4303

Scott Rice
7501 Broadway Ext
Oklahoma City, OK 73116-9015
Phone: (405) 848-2224
Fax: (405) 848-3999

Oregon

Hypfn
Suite 103/104
150 SW Scalehouse Loop
Bend, OR 97702
Phone: (541) 317-8777
Fax: (541) 317-2833

Hypfn
620 NE 19th Avenue
Portland, OR 97232-2832
Phone: (503) 226-4151
Fax: (503) 226-9233

Pennsylvania

A. Pomerantz & Company
Suite 7000
701 Market Street
Philadelphia, PA 19106-1597
Phone: (215) 408-2100
Fax: (215) 408-2110

Corporate Interiors
Suite 200
161 Washington Street
Conshohocken, PA 19428-2083
Phone: (610) 631-5400
Fax: (610) 631-2720

Interior Workplace Solutions LLC.
145 Stewart Road
Wilkes-Barre, PA 18706
Phone: (570) 288-7211
Fax: (570) 970-5817

Franklin Interiors
Suite 600
2740 Smallman Street
Pittsburgh, PA 15222-4720
Phone: (412) 261-2525
Fax: (412) 255-4089

Participating Steelcase Dealers, continued

Pennsylvania

Interior Workplace Solutions LLC.
6765 Ambassador Drive
Allentown, PA 18106-9510
Phone: (610) 391-0733
Fax: (610) 391-1155

Interior Workplace Solutions LLC.
Suite B-25
2209 Quarry Drive
Reading, PA 19609-1155
Phone: (610) 670-1800
Fax: (610) 670-8181

McCartney's Inc.
819 Howard Avenue
Altoona, PA 16601-4727
Phone: (814) 505-1111
Fax: (814) 949-6197

Phillips Workplace Interiors
6345 Flank Drive
Harrisburg, PA 17112
Phone: (844) 228-2600

South Carolina

Aiken Office Supply Inc.
2560 Whiskey Road
Aiken, SC 29803-9664
Phone: (803) 648-8339
Fax: (803) 649-4470

McWaters Inc.
1104 Shop Road
Columbia, SC 29201-4743
Phone: (803) 256-8303
Fax: (803) 252-5567

McWaters Inc.
3841 Commercial Center Drive
Ladson, SC 29456-4146
Phone: (843) 486-1823

Wulbern-Koval Company Inc.
1111 Morrison Drive
Charleston, SC 29403-3119
Phone: (843) 577-7666
Fax: (843) 577-7299

Young Office Environments
1280 Ridge Road
Greenville, SC 29607-4626
Phone: (864) 281-9500
Fax: (864) 281-9555

South Dakota

Interstate Office Products Inc.
228 South Main Avenue
Sioux Falls, SD 57104-6310
Phone: (605) 339-0300
Fax: (605) 339-1989

Western Stationers
714 Saint Joseph Street
Rapid City, SD 57701-2721
Phone: (605) 342-3310
Fax: (605) 342-4746

Tennessee

Bentco Office Solutions
1501 Stuart Street
Chattanooga, TN 37406
Phone: (423) 756-4437
Fax: (423) 756-6198

Memphis Business Interiors
4539 West Distriplex Drive
Memphis, TN 38118-7280
Phone: (901) 360-8899
Fax: (901) 360-8370

Office Resources Inc.
4020 Armory Oaks Drive
Nashville, TN 37204
Phone: (615) 376-1200
Fax: (615) 376-1245

Workspace Interiors
Suite 300
200 E. Main Street
Kingsport, TN 37660-4354
Phone: (423) 392-2600
Fax: (423) 392-2601

Workspace Interiors
2820 Middlebrook Pike
Knoxville, TN 39721
Phone: (865) 223-5404
Fax: (865) 223-5405

Texas

Abilene Printing & Stationery
218 Cedar Street
Abilene, TX 79601-5720
Phone: (915) 677-2673
Fax: (915) 675-6963

BKM Total Office of Texas
9755 Clifford Drive
Dallas, TX 75220
Phone: (214) 902-7200
Fax: (214) 902-7201

Business Interiors
1111 Valley View Lane
Irving, TX 75061-6008
Phone: (817) 858-2000
Fax: (817) 858-2020

McCoys Inc.
6869 Old Katy Road
Houston, TX 77024-2105
Phone: (713) 862-4600
Fax: (713) 862-7676

Rockford Business Interiors
211 East Riverside Drive
Austin, TX 78704-1203
Phone: (512) 442-0703
Fax: (512) 442-6555

Texas Wilson Office Furniture &
Services
5801 George McVay Drive
McAllen, Texas 78503
Phone: (210) 647-8800
Fax: (210) 647-3110

Texas Wilson Office Furniture &
Services

6812 Fairgrounds Pkwy
San Antonio, TX 78238-4536
Phone: (210) 647-8800
Fax: (210) 647-3110

West Supply Company
1601 Scurry
Big Spring, TX 79720
Phone: (432) 264-1788
Fax: (432) 264-1789

West Supply Company
2 South Chadbourne Street
San Angelo, TX 76903-5875
Phone: (325) 655-8181
Fax: (325) 655-5480

Utah

MidWest Office Furniture
987 South West Temple
Salt Lake City, UT 84101-2988
Phone: (801) 359-7681
Fax: (801) 355-2713

Vermont

Red Thread
180 Battery St Ste 210
Burlington, VT 05401-5212
Phone: (802) 862-0434
Fax: (802) 862-0729

Virginia

Barrows
1302 Rockland Avenue
Roanoke, VA 24012-3838
Phone: (540) 362-5700
Fax: (540) 362-4826

Creative Office Environments
11798 North Lakeridge Boulevard
Ashland, VA 23005-8152
Phone: (804) 329-0400
Fax: (804) 321-3134

Creative Office Environments LLC
650 Peter Jefferson Parkway #140
Charlottesville, VA 22911
Phone: (434) 327-1898
Fax: (434) 327-1896

Creative Office Environments LLC
Suite C
500 Woodlake Circle
Chesapeake, VA 23320-2807
Phone: (757) 549-4801
Fax: (757) 549-2795

reDistrict
Suite 30
66 Canal Center Plaza
Arlington, VA 22314
Phone: (703) 276-8901
Fax: (703) 276-8908

Washington

OpenSquare
6th Floor
5601 Sixth Avenue South
Seattle, WA 98108-2522
Phone: (206) 768-8000
Fax: (206) 768-0236

OpenSquare
126 South Sheridan Street
Spokane, WA 99202-1527
Phone: (509) 483-1000
Fax: (509) 483-1011

Wisconsin

Atmosphere Commercial Interiors
999 Fourier Drive Suite 200
Madison, WI 53717
Phone: (608) 257-0521
Fax: (608) 257-1859

Puerto Rico

AFD Contract Furnishings
Suite 250
350 Chardon Avenue
Torre Chardon
San Juan, Puerto Rico 00918-2123
Phone: (787) 754-2938
Fax: (787) 754-8076

Showrooms

Atlanta

Steelcase Inc.
Suite AL-175
303 Peachtree Center
Atlanta, GA 30303
Phone: (404) 523-2201

Chicago

Steelcase Worklife Chicago
Suite 300
222 Merchandise Mart
Chicago, IL 60654-1174
Phone: (312) 321-3720

Chicago

Coalesse
Suite 1032
222 Merchandise Mart
Chicago, IL 60654
Phone: (312) 467-1783

Dallas

Steelcase Inc.
1616 Hi Line Drive
Dallas, TX 75207
Phone: (214) 871-3044

Grand Rapids

Steelcase Inc.
901 44th Street, SE
Grand Rapids, MI 49508-7594
Phone: (616) 247-2710

New York

Steelcase Worklife New York
4 Columbus Circle
New York, NY 10019-1100
Phone: (212) 445-8800

Philadelphia

Steelcase Inc.
One Liberty Place
1650 Market Street, 3rd Floor
Philadelphia, PA 19103-7307
Phone: (215) 561-5331

San Francisco

Steelcase Inc.
Suite 110
475 Brannan Street
San Francisco, CA 94107
Phone: (415) 344-6700

Santa Monica

Steelcase Inc.
1217 2nd Street
Santa Monica, CA 90401-1180
Phone: (310) 633-2200

Washington D.C.

Steelcase Inc.
1121 14th Street NW
4th Floor
Washington, DC 20005

Manufacturing Sites

Amex de Mexico

Calle 5 Sur No.160
Ciudad Industrial
Tijuana, Mexico B.C. 22500
Phone: 52-662-342-6234

Athens

214 Durham Drive
Athens, AL 35611
Phone: (256) 232-8112

Grand Rapids Wood Furniture

4100 68th Street SE
Caledonia, MI 49316
Phone: (616) 698-5735

Kentwood Distribution Center

4384 52nd Street SE
Kentwood, MI 49512-9673

Kentwood West

4360 52nd Street SE
Kentwood, MI 49512

Details

901 44th Street SE
Grand Rapids, MI 49508
Phone: (616) 247-2710

Reynosa Plant

Ave. Prologis S/N Ed. 8 Suite
801 Prologis Park Pharr Bridge
Reynosa,
Tamaulipas, Mx CP. 88780
Phone: 52-899-263-9000



Answer

► For more detailed product information, see the *Answer Solutions Specification Guide* or consult your Steelcase dealer.

Statement of Line **20**

Specifying

Panels—Thin Trim (SIN 711.1)	41
Panels—Square and Oval Trims (SIN 711.1)	117
Shared Components and Wiring and Cabling (SIN 711.1)	157
Freestanding Desks (SIN 711.1)	223
Storage (SIN 711.1)	239
Duo Storage (SIN 711.1)	243

Surface Materials **247**

Resources **257**

Statement of Line

Answer



Specifying
▶ Pages 42–46

Base Junctions—Thin Trim

	In-Line Base Junctions	L-Base Junctions	T-Base Junctions	X-Base Junctions	End-of-Run Base Junctions	V-Base Junctions	Y-Base Junctions	Wall-Start Junctions
30"	●	●	●	●	●	●	●	●
42"	●	●	●	●	●	●	●	●
48"	●	●	●	●	●	●	●	●
54"	●	●	●	●	●	●	●	●
66"	●	●	●	●	●	●	●	●
78"	●	●	●	●	●	●	●	●





Specifying
▶ Pages 47–60

Change-of-Height Junctions—Thin Trim

In-line Change-of-Height Junction	L Change-of-Height Junction	T Change-of-Height Junction	X Change-of-Height Junction	V Change-of-Height Junction	Y Change-of-Height Junction
●	●	●	●	●	●

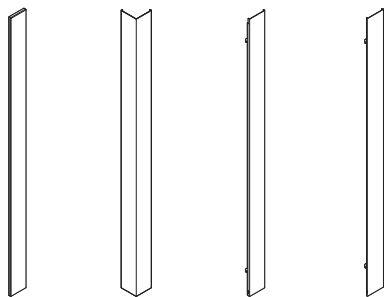
Note: Accommodates most panel heights and combinations.



Specifying
▶ Pages 66-69

Stacking Junctions—Thin Trim

	Stacking In-Line Junctions	Stacking L Junctions	Stacking T Junctions	Stacking X Junctions	Stacking End-of-Run Junctions	Stacking V Junctions	Stacking Y Junctions	Wall-Start Junction
6"	•	•	•	•	•	•	•	•
12"	•	•	•	•	•	•	•	•
18"	•	•	•	•	•	•	•	•
24"	•	•	•	•	•	•	•	•



Specifying
▶ Pages 73-75

Vertical Trim—Thin Trim

	End-of-Run Vertical Trim	L Vertical Trim	T Vertical Trim	V Vertical Trim
30"	•	•	•	•
42"	•	•	•	•
48"	•	•	•	•
54"	•	•	•	•
60"	•	•	•	•
66"	•	•	•	•
72"	•	•	•	•
78"	•	•	•	•
84"	•	•	•	•
90"	•	•	•	•



Specifying
▶ Pages 76-78

Change-of-Height—Thin Trim

	End-of-Run Change-of-Height	L Corner Change-of-Height	T Corner Change-of-Height	120° Corner Change-of-Height	V Change-of-Height
6"	•	•	•	•	•
12"	•	•	•	•	•
18"	•	•	•	•	•
24"	•	•	•	•	•
30"	•	•	•	•	•
36"	•	•	•	•	•



Specifying
▶ Page 79

Junction Posts

30"	42"	48"	54"	66"	78"
●	●	●	●	●	●



Specifying
▶ Page 80

Junction Blocks

90° Corner	120° Corner
●	●



Specifying
▶ Page 80

Inside Corner Light Seals

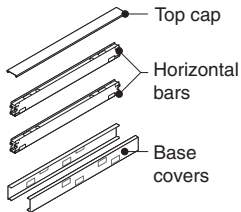
54"	66"	78"
●	●	●



Specifying
▶ Page 81

Junction Caps

90° Corner Junction Cap	120° Corner Junction Cap	90° Change- of-Height Junction Cap	Junction Cap Corner Aligner
●	●	●	●

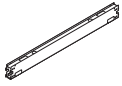


Specifying
▶ Page 82

Base Horizontal Frame Packages—Thin Trim

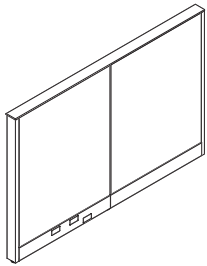
18"	24"	30"	36"	42"	48"	60"	72"
●	●	●	●	●	●	●	●

Specifying
▶ Page 84



Stacking Horizontal Frame Packages

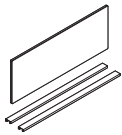
18"W	24"W	30"W	36"W	42"W	48"W	60"W	72"W
●	●	●	●	●	●	●	●



Specifying
▶ Page 85

Spanning Top Caps—Thin Trim

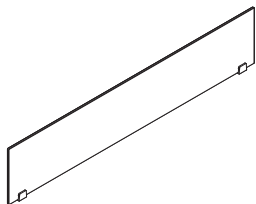
36"W	42"W	48"W	54"W	60"W	66"W	72"W	78"W	84"W	90"W	96"W
●	●	●	●	●	●	●	●	●	●	●



Specifying
▶ Page 86

Frameless Glass Screens with Recessed Attachment—Thin Trim

	24"W	30"W	36"W	42"W	48"W	54"W	60"W	66"W	72"W	78"W	84"W	90"W	96"W
6"H	●	●	●	●	●	●	●	●	●	●	●	●	●
12"H	●	●	●	●	●	●	●	●	●	●	●	●	●
18"H	●	●	●	●	●	●	●	●	●	●	●	●	●



Specifying
▶ Page 89

Frameless Glass Screens with Clip Attachment—Thin Trim

	24"W	30"W	36"W	42"W	48"W	60"W	72"W	78"W	84"W	90"W	96"W
12"H	●	●	●	●	●	●	●	●	●	●	●

Statement of Line Answer, continued



Center Mount Bracket

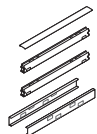


Aisle Mount Bracket

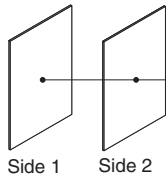
Specifying
▶ Page 90

Top Cap Mounted Storage—Center Mounted and Aisleway

30"W	36"W	42"W	48"W	54"W	60"W	66"W	72"W (Width of storage unit)
●	●	●	●	●	●	●	●



Horizontal frame package

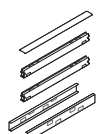


Performance Tackable Acoustical Skins

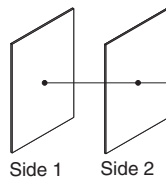
Specifying
▶ Page 92

Performance Tackable Acoustical Panel Packages—Thin Trim

	18"W	24"W	30"W	36"W	42"W	48"W	60"W	72"W
42"H	●	●	●	●	●	●	●	●
48"H	●	●	●	●	●	●	●	●
54"H	●	●	●	●	●	●	●	●
66"H	●	●	●	●	●	●	●	●



Horizontal frame package



Tackable Acoustical Skins

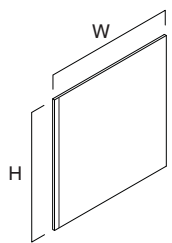
Specifying
▶ Page 92

Tackable Acoustical Panel Packages—Thin Trim

	18"W	24"W	30"W	36"W	42"W	48"W	60"W	72"W
42"H	●	●	●	●	●	●	●	●
48"H	●	●	●	●	●	●	●	●
54"H	●	●	●	●	●	●	●	●
66"H	●	●	●	●	●	●	●	●



Straight Boundary Screens

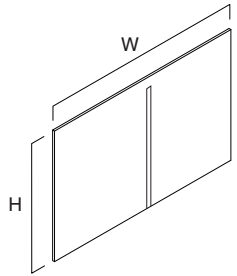


Specifying
▶ Pages 96 and 100

Single-Sided Boundary Screens

	27"W	33"W	39"W	45"W	51"W	57"W	63"W	69"W	75"W
30"H	●	●	●	●	●	●	●	●	●
36"H	●	●	●	●	●	●	●	●	●
42"H	●	●	●	●	●	●	●	●	●
48"H	●	●	●	●	●	●	●	●	●
54"H	●	●	●	●	●	●	●	●	●

Tip: Single-sided boundary screens are available in both single-connect and dual-connect.



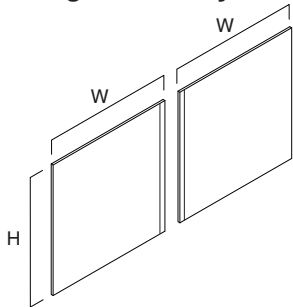
Specifying
▶ Pages 96 and 100

Spanning Boundary Screens

	51"W	57"W	63"W	69"W	75"W
30"H	●	●	●	●	●
36"H	●	●	●	●	●
42"H	●	●	●	●	●
48"H	●	●	●	●	●
54"H	●	●	●	●	●

Tip: Spanning boundary screens are available in both single-connect and dual-connect.

Straight Boundary Screens, continued



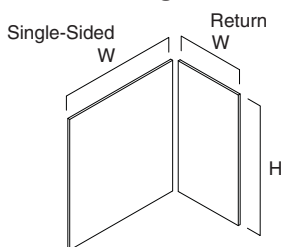
Specifying
▶ Pages 96 and 100

Split Boundary Screens

	25 ¹ / ₂ "W	31 ¹ / ₂ "W	37 ¹ / ₂ "W	43 ¹ / ₂ "W	49 ¹ / ₂ "W	55 ¹ / ₂ "W	61 ¹ / ₂ "W	67 ¹ / ₂ "W	73 ¹ / ₂ "W
30"H	●	●	●	●	●	●	●	●	●
36"H	●	●	●	●	●	●	●	●	●
42"H	●	●	●	●	●	●	●	●	●
48"H	●	●	●	●	●	●	●	●	●
54"H	●	●	●	●	●	●	●	●	●

Tip: Split boundary screens are available in both single-connect and dual-connect.
Tip: Width must be specified for each split segment.

L Return Single-Sided Boundary Screens



Specifying
▶ Pages 104 and 110

Single-Sided Screens (Primary Screens)

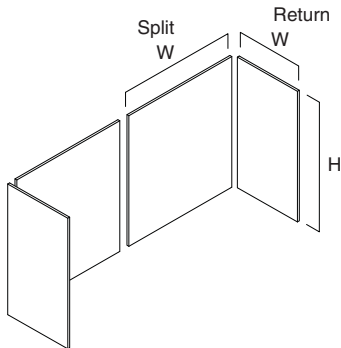
	27"W	33"W	39"W	45"W	51"W	57"W	63"W	69"W	75"W
30"H	●	●	●	●	●	●	●	●	●
36"H	●	●	●	●	●	●	●	●	●
42"H	●	●	●	●	●	●	●	●	●
48"H	●	●	●	●	●	●	●	●	●
54"H	●	●	●	●	●	●	●	●	●

Return Screens

	18"W	24"W	30"W
30"H	●	●	●
36"H	●	●	●
42"H	●	●	●
48"H	●	●	●
54"H	●	●	●

Tip: L return single-sided boundary screens are available in both single-connect and dual-connect.
Tip: Primary and return screens may be specified with equal or unequal widths.

L Return Split Boundary Screens



Specifying
▶ Pages 104 and 110

Split Screens (Primary Screens)


	25 ¹ / ₂ "W	31 ¹ / ₂ "W	37 ¹ / ₂ "W	43 ¹ / ₂ "W	49 ¹ / ₂ "W	55 ¹ / ₂ "W	61 ¹ / ₂ "W	67 ¹ / ₂ "W	73 ¹ / ₂ "W
30"H	●	●	●	●	●	●	●	●	●
36"H	●	●	●	●	●	●	●	●	●
42"H	●	●	●	●	●	●	●	●	●
48"H	●	●	●	●	●	●	●	●	●
54"H	●	●	●	●	●	●	●	●	●

Return Screens

	18"W	24"W	30"W
30"H	●	●	●
36"H	●	●	●
42"H	●	●	●
48"H	●	●	●
54"H	●	●	●

*Tip: L return split boundary screens are available in both single-connect and dual-connect.
Tip: Width must be specified for each split segment.
Tip: Primary and return screens may be specified with equal or unequal widths.*

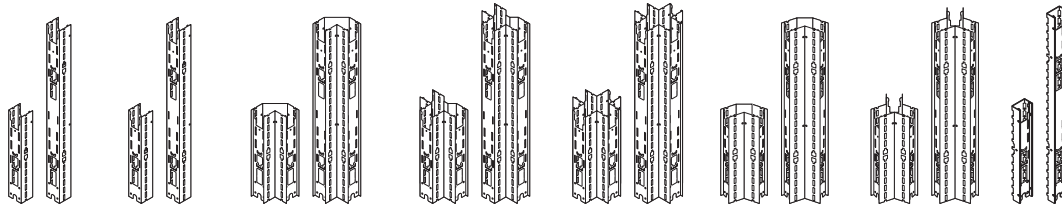
Statement of Line Answer, continued



Specifying
▶ Pages 118–125

Base Junctions—Square and Oval Trim

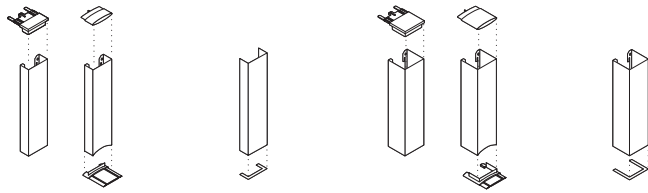
	End-of-Run Base Junctions	In-line Base Junctions	L-Base Junctions	T-Base Junctions	X-Base Junctions	V-Base Junctions	Y-Base Junctions	Wall-Start Junctions
30"H	●	●	●	●	●	●	●	
42"H	●	●	●	●	●	●	●	●
48"H	●	●	●	●	●	●	●	●
54"H	●	●	●	●	●	●	●	●
66"H	●	●	●	●	●	●	●	●
78"H	●	●	●	●	●	●	●	●



Specifying
▶ Pages 130–136

Stacking Junctions—Square and Oval Trim

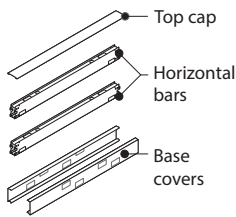
	Stacking End-of-Run Junctions	Stacking In-line Junctions	Stacking L Junctions	Stacking T Junctions	Stacking X Junctions	Stacking V Junctions	Stacking Y Junctions	Stacking Wall-Start Junctions
12"H	●	●	●	●	●	●	●	●
18"H	●	●	●	●	●	●	●	●
24"H	●	●	●	●	●	●	●	●



Specifying
▶ Pages 140–142

Change-of-Height Trim—Square and Oval Trim

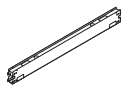
	Standard Slim Profile	Stacking Slim Profile	Standard Cable Routing	Stacking Cable Routing
12"H	●	●	●	●
18"H	●	●	●	●
24"H	●	●	●	●
30"H	●	●	●	●
36"H	●	●	●	●



Specifying
▶ Pages 144–146

Base Horizontal Frame Packages—Square and Oval Trim

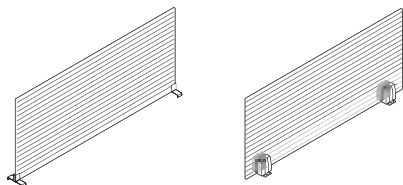
18"W	24"W	30"W	36"W	42"W	48"W	60"W	72"W
●	●	●	●	●	●	●	●



Specifying
▶ Page 147

Stacking Horizontal Frame Packages

18"W	24"W	30"W	36"W	42"W	48"W	60"W	72"W
●	●	●	●	●	●	●	●

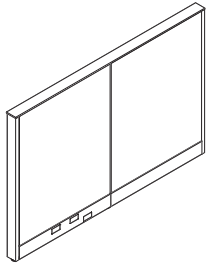


Specifying
▶ Page 150

Panel Top Screens—Square and Oval Trim

	24"W*	30"W	36"W	42"W	48"W
12"H	●	●	●	●	●

*Tip: 24"W is only available for panel top screens with square trim.



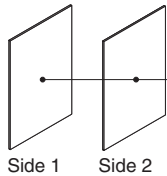
Specifying
▶ Page 148

Spanning Top Caps—Square Trim

36"W	42"W	48"W	60"W	72"W	78"W	84"W	90"W	96"W
●	●	●	●	●	●	●	●	●



Horizontal frame package

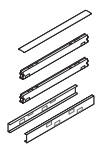


Performance Tackable Skins

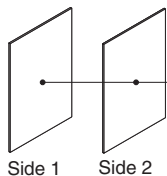
Specifying
▶ Pages 152–155

Performance Tackable Acoustical Panel Packages—Square and Oval Trim

	18"W	24"W	30"W	36"W	42"W	48"W	60"W	72"W
42"H	●	●	●	●	●	●	●	●
48"H	●	●	●	●	●	●	●	●
54"H	●	●	●	●	●	●	●	●
66"H	●	●	●	●	●	●	●	●



Horizontal frame package

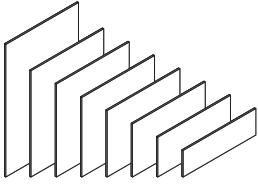


Tackable Skins

Specifying
▶ Pages 152–155

Tackable Acoustical Panel Packages—Square and Oval Trim

	18"W	24"W	30"W	36"W	42"W	48"W	60"W	72"W
42"H	●	●	●	●	●	●	●	●
48"H	●	●	●	●	●	●	●	●
54"H	●	●	●	●	●	●	●	●
66"H	●	●	●	●	●	●	●	●




Specifying
▶ Pages 158–161

Tackable Acoustical Fabric-Covered Panel Skins

	18"W	24"W	30"W	36"W	42"W	48"W	60"W	72"W
12"H	●	●	●	●	●	●	●	●
18"H	●	●	●	●	●	●	●	●
24"H	●F	●F	●F	●F	●F	●F	●F	●F
30"H	●F	●F	●F	●F	●F	●F	●F	●F
36"H	●F	●F	●F	●F	●F	●F	●F	●F
42"H	●F	●F	●F	●F	●F	●F	●F	●F
48"H	●F	●F	●F	●F	●F	●F	●F	●F
60"H	●F	●F	●F	●F	●F	●F	●F	●

F = To the floor sizes

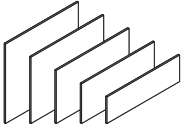


Specifying
▶ Pages 158–161

Performance Tackable Acoustical Fabric-Covered Panel Skins

	18"W	24"W	30"W	36"W	42"W	48"W	60"W	72"W
12"H	●	●	●	●	●	●	●	●
18"H	●	●	●	●	●	●	●	●
24"H	●F	●F	●F	●F	●F	●F	●F	●F
30"H	●F	●F	●F	●F	●F	●F	●F	●F
36"H	●F	●F	●F	●F	●F	●F	●F	●F
42"H	●F	●F	●F	●F	●F	●F	●F	●F
48"H	●F	●F	●F	●F	●F	●F	●F	●F
60"H	●F	●F	●F	●F	●F	●F	●F	●

F = To the floor sizes



Specifying
▶ Pages 162–163

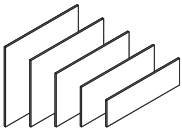
Steel Panel Skins

	18"W	24"W	30"W	36"W	42"W	48"W	60"W	72"W
12"H	●	●	●	●	●	●	●	●
18"H	●	●	●	●	●	●	●	●
24"H	●F	●F	●F	●F	●F	●F	●F	●F
30"H	●F	●F	●F	●F	●F	●F	●F	●F
36"H	●F	●F	●F	●F	●F	●F	●F	●F

F = To the floor sizes.

Tip: Ribbed and perforated steel option not available on to the floor size skins.

Tip: 12"H and 24"H steel skins are available with ribbed and perforated steel option.

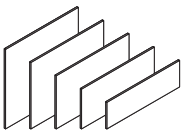


Specifying
▶ Page 164

Modular Markerboard Surfaces for Steel Skins

	24"W	30"W	36"W	42"W	48"W
12"H	●	●	●	●	●
24"H	●	●	●	●	●
36"H	●	●	●	●	●

Tip: Available in parametric sizes ranging from 12"W to 96"W and 12"H to 36"H.

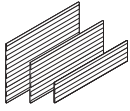


Specifying
▶ Pages 165-166

Markerboard Skins

	18"W	24"W	30"W	36"W	42"W	48"W	60"W	72"W
12"H	●	●	●	●	●	●	●	●
18"H	●	●	●	●	●	●	●	●
24"H	●F	●F	●F	●F	●F	●F	●F	●F
30"H	●F	●F	●F	●F	●F	●F	●F	●F
36"H	●F	●F	●F	●F	●F	●F	●F	●F


F = To the floor sizes



Specifying
▶ Page 167

Slatwall Skins

	24"W	30"W	36"W	42"W	48"W
12"H	●	●	●	●	●
18"H	●	●	●	●	●
24"H	●	●	●	●	●




Specifying
▶ Pages 169–170

Laminate Skins

	24"W	30"W	36"W	42"W	48"W
12"H	●	●	●	●	●
18"H	●	●	●	●	●
24"H	●F	●F	●F	●F	●F
30"H	●F	●F	●F	●F	●F
36"H	●F	●F	●F	●F	●F
42"H	●F	●F	●F	●F	●F
48"H	●F	●F	●F	●F	●F
60"H	●F	●F	●F	●F	●F

F = To the floor sizes



Specifying
▶ Pages 172–182

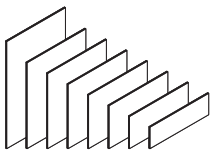
Wood Skins and Wood Skin Sets

	24"W	30"W	36"W	42"W	48"W
12"H	●	●	●	●	●
18"H	●	●	●	●	●
24"H	●F	●F	●F	●F	●F
30"H	●F	●F	●F	●F	●F
36"H	●SF	●SF	●SF	●SF	●SF
42"H	●SF	●SF	●SF	●SF	●SF
48"H	●SF	●SF	●SF	●SF	●SF
60"H	●SF	●SF	●SF	●SF	●SF

S = Wood skin sets

F = To the floor sizes

Tip: Wood skin sets are available for 42", 48", 54", and 66" panel heights.

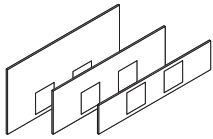


Specifying
▶ Page 184

Back Painted Glass Skins

	18"W	24"W	30"W	36"W	42"W	48"W	60"W	72"W
12"H	●	●	●	●	●	●	●	●
18"H	●	●	●	●	●	●	●	●
24"H	●F	●F	●F	●F	●F	●F	●F	●F
30"H	●F	●F	●F	●F	●F	●F	●F	●F
36"H	●F	●F	●F	●F	●F	●F	●F	●F

F = To the floor sizes



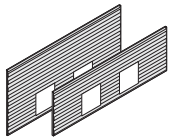
Specifying
▶ Page 188

Steel Technology Skins

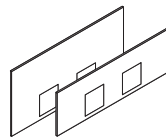
	24"W	30"W	36"W	42"W	48"W	60"W	72"W
6"H	●	●	●	●	●	●	●
12"H	●	●	●	●	●	●	●
18"H	●	●	●	●	●	●	●

Tip: 12"H and 18"H technology skins are available with ribbed steel.

Tip: Technology skins are available with fabric-covered option.



Specifying
▶ Page 190



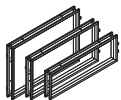
Specifying
▶ Page 191

Slatwall Technology Skins

	24"	30"	36"	42"	48"
12"	●	●	●	●	●
18"	●	●	●	●	●

Markerboard Technology Skins

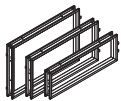
	24"	30"	36"	42"	48"
12"	●	●	●	●	●
18"	●	●	●	●	●



Specifying
▶ Page 194

Glass Windows—Single and Double Pane

	24"W	30"W	36"W	42"W	48"W	60"W	72"W
12"H	●	●	●	●	●	●	●
24"H	●	●	●	●	●	●	●



Specifying
▶ Page 196

Glass Windows—Single-Pane and Single-Pane Kits for Use with Custom Glass

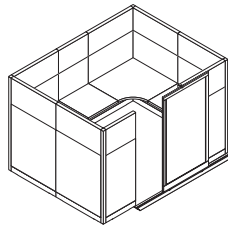
	24"W	30"W	36"W	42"W	48"W	60"W	72"W	78"W	84"W	90"W	96"W
12"H	●	●	●	●	●	●	●	●	●	●	●
18"H	●	●	●	●	●	●	●	●	●	●	●
24"H	●	●	●	●	●	●	●	●	●	●	●



Specifying
▶ Page 199

Tackboard for Use with Wall Channels

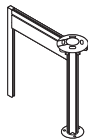
	24"W	30"W	36"W	42"W	48"W	60"W	72"W
18"H	●	●	●	●	●	●	●



Specifying
▶ Page 200

Sliding Panel Door

	36"W	42"W
66"H	●	●
78"H	●	●



Specifying
▶ Page 202

Fence Connectors

	32½"H
2"D	●



Specifying
▶ Page 202

Fence Vertical Post Tube

	16"H
--	------



X-Post

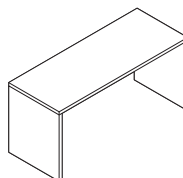


Y-Post

Specifying
▶ Page 203

Posts

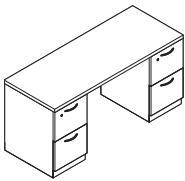
	33"H
4"D	●



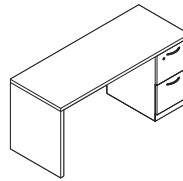
Specifying
▶ Page 224

Desk Shells

	24"D	30"D
60"W	●	●
66"W	●	●
72"W	●	●



Specifying
▶ Page 226



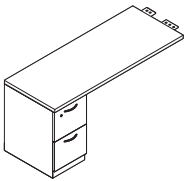
Specifying
▶ Page 228

Double-Pedestal Desks

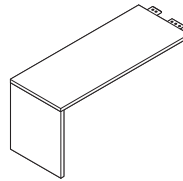
	24"D	30"D
60"W	●	●
66"W	●	●
72"W	●	●

Single-Pedestal Desks

	24"D	30"D
60"W	●	●
66"W	●	●
72"W	●	●



Specifying
▶ Page 230



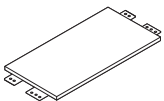
Specifying
▶ Page 232

Pedestal Returns

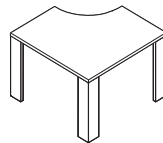
	24"D
24"W	●
30"W	●
36"W	●
42"W	●
48"W	●
60"W	●

Returns

	24"D
24"W	●
30"W	●
36"W	●
42"W	●
48"W	●
60"W	●



Specifying
▶ Page 233



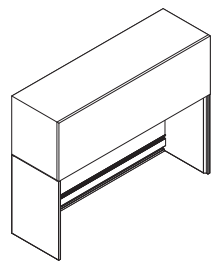
Specifying
▶ Page 234

Bridges

	24"D
42"W	●
48"W	●
60"W	●

Corner Desks

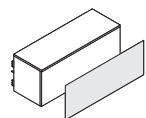
	24"D
36"W	●
42"W	●
48"W	●



Specifying
▶ Page 236

Over the Case Bin and Hutch Kit

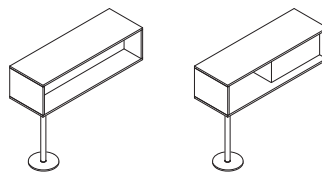
	24"W	30"W	36"W	42"W	48"W	60"W	66"W	72"W
15 ³ / ₄ "D	●	●	●	●	●	●	●	●



Specifying
▶ Page 240

Flexible Markerboard Surfaces for Binder Bins

	30"W	36"W	42"W	48"W
15"H	●	●	●	●



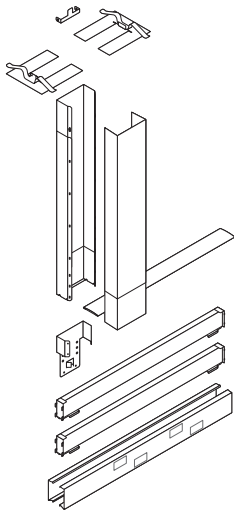
Specifying
▶ Page 244

Duo Tall Storage

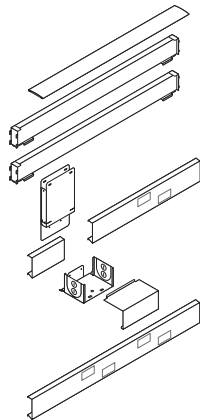
	15"H
54"W	●
66"W	●
78"W	●

Interface Products

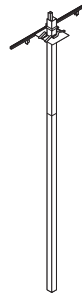
The interface is the point at which the utilities within a panel connect to a building's power and communication network. All power components are field installed.



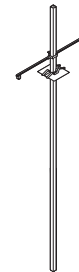
Ceiling-Access Lay-In Utility Package
Specifying
▶ Pages 218–219



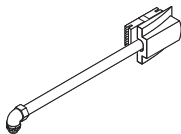
Floor-Access Lay-In Utility Package
Specifying
▶ Pages 220–221



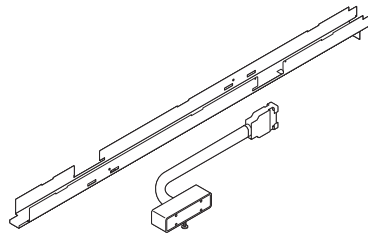
Junction with Utility Pole
Specifying
▶ Pages 138–139



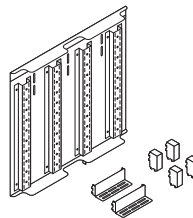
Utility Pole -L, T, and X—Thin Trim
Specifying
▶ Page 70



Base Power Infeed
Specifying
▶ Page 212



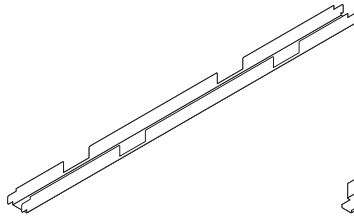
Base Power Infeed for Use in New York City
Specifying
▶ Page 213



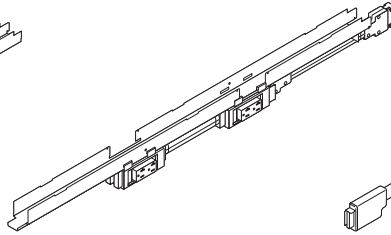
Consolidation Point Kit
Specifying
▶ Page 217

Distribution Products

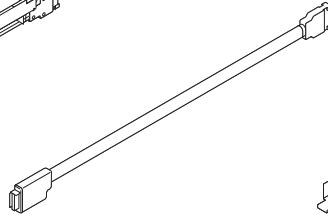
Distribution refers to the way that power and communication networks are routed through a panel.



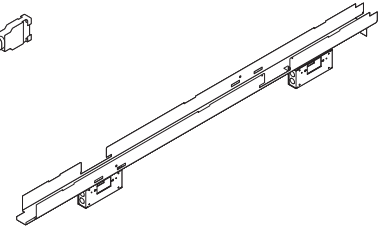
Cable Tray
Specifying
▶ Page 205



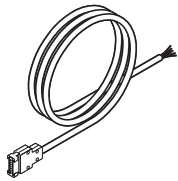
Powerkit
Specifying
▶ Page 206



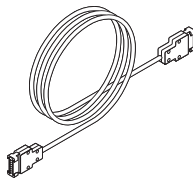
Pass-Through Powerkit
Specifying
▶ Page 207



Hardwired Powerkit
Specifying
▶ Page 214



Multipurpose Power Infeed
Specifying
▶ Page 214



Modular Harness
Specifying
▶ Page 215

Access Products

Access to power and communication networks is accommodated by power receptacles and communication outlets installed in a panel.



Duplex Receptacles
Specifying
▶ Page 208



USB Receptacles
Specifying
▶ Page 210



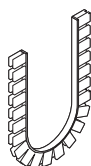
Face Plate
Specifying
▶ Page 211

Accessories

Accessories are used to help customize your wiring and cabling needs.



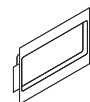
Junction Tall Sleeve
Specifying
▶ Page 215



Lay-In Junction Cable Sleeve
Specifying
▶ Page 216



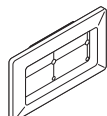
Feed-Through Horizontal Cable Sleeve
Specifying
▶ Page 216



Grommet for Horizontal Bar and Junction
Specifying
▶ Page 216



Grommet for Junction
Specifying
▶ Page 216



Duplex Cable Grommet
Specifying
▶ Page 217

Specifying Panels—Thin Trim

► For more detailed product information, see the *Answer Solutions Specification Guide* or consult your Steelcase dealer.

Panels—Thin Trim

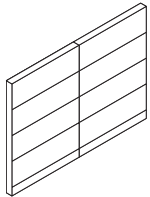
In-Line Base Panel Junctions—Thin Trim (SIN 711.1)	42	End-of-Run/In-Line Change-of-Height Trims—Thin Trim (SIN 711.1)	76
L and T Same Height Base Panel Junctions—Thin Trim (SIN 711.1)	43	90° Corner Application Change-of-Height Trims—Thin Trim (SIN 711.1)	77
X Same Height Base Panel Junctions—Thin Trim (SIN 711.1)	44	120° Corner Application Change-of-Height Trims—Thin Trim (SIN 711.1)	78
End-of-Run Base Panel Junctions—Thin Trim (SIN 711.1)	45	Build Your Own Junction Components—Thin Trim (SIN 711.1)	79
V and Y Same Height Base Panel Junctions—Thin Trim (SIN 711.1)	46	Base Horizontal Frame Packages—Thin Trim (SIN 711.1)	82
In-line Change-of-Height Junctions—Thin Trim (SIN 711.1)	47	Stacking Horizontal Frame Packages (SIN 711.1)	84
L Change-of-Height Junctions—Thin Trim (SIN 711.1)	48	Spanning Top Caps—Thin Trim (SIN 711.1)	85
T Change-of-Height Junctions—Thin Trim (SIN 711.1)	50	Frameless Glass Screens with Recessed Attachment—Thin Trim (SIN 711.1)	86
X Change-of-Height Junctions—Thin Trim (SIN 711.1)	54	Recessed Frameless Glass Top Cap Connector—Thin Trim (SIN 711.1)	88
V Change-of-Height Junctions—Thin Trim (SIN 711.1)	58	Frameless Glass Screens with Clip Attachment—Thin Trim (SIN 711.1)	89
Y Change-of-Height Junctions—Thin Trim (SIN 711.1)	60	Top Cap Mount Storage (SIN 711.1)	90
Wall-Start Junctions (SIN 711.1)	62	Panel Packages—Thin Trim (SIN 711.1)	92
Floor Anchor Bracket (SIN 711.1)	63	Base Trims (SIN 711.1)	94
Junction Stabilizer Brackets (SIN 711.1)	64	Answer Boundary Screens (SIN 711.1)	96
Off-Module Panel Connectors (SIN 711.1)	65	Open Base Conversion Kits (SIN 711.1)	115
Stacking In-Line Panel Junctions—Thin Trim (SIN 711.1)	66		
Stacking L, T, X, V, and Y Panel Junctions—Thin Trim (SIN 711.1)	67		
Stacking End-of-Run Panel Junctions—Thin Trim (SIN 711.1)	68		
Stacking Wall-Start Junctions (SIN 711.1)	69		
Utility Pole -L, T, and X—Thin Trim (SIN 711.1)	70		
Utility Packages (SIN 711.1)	71		
End-of-Run Vertical Trims—Thin Trim (SIN 711.1)	73		
L and T Vertical Trims—Thin Trim (SIN 711.1)	74		
V Vertical Trims—Thin Trim (SIN 711.1)	75		

In-Line Base Panel Junctions—Thin Trim

SIN 711.1



Tip: In-line base panel junctions do not require junction cap and trim.



Standard Includes	Required to Specify
-------------------	---------------------

- Junction
- Aligner

Style number

Specification Information		
Corresponding Panel Height	Style Number	Price
30"	TS730TIPJ	\$ 74
36"	TS736TIPJ	\$ 74
42"	TS742TIPJ	\$ 74
48"	TS748TIPJ	\$ 74
54"	TS754TIPJ	\$ 74
66"	TS766TIPJ	\$ 74
78"	TS778TIPJ	\$104
:	:	:

Corresponding Panel Height	Style Number	Price
30"	TS730TIPJ	\$ 74
36"	TS736TIPJ	\$ 74
42"	TS742TIPJ	\$ 74
48"	TS748TIPJ	\$ 74
54"	TS754TIPJ	\$ 74
66"	TS766TIPJ	\$ 74
78"	TS778TIPJ	\$104
:	:	:

L and T Same Height Base Panel Junctions—Thin Trim

L and T Same Height Base Panel Junctions—Thin Trim

SIN 711.1

Standard Includes	Required to Specify
<ul style="list-style-type: none"> • Junction • Vertical trim and junction cap on L and T junction: paint price group 1 or wood group 1 • Aligner(s) • Inside corner light seal(s) 	<ol style="list-style-type: none"> 1 Style number 2 Paint or wood color number for trim and junction cap 3 Options, if selected (see below) <p>▶ See <i>Surface Materials</i>, page 248.</p>

Options	Price	Required to Specify
Surface Materials Trim <ul style="list-style-type: none"> • Paint price group 1 • Paint price group 2 • Paint price group 3 	No cost +\$11 +\$23	Specify paint color number. Specify paint color number. Specify paint color number.
<ul style="list-style-type: none"> • Customiz stain on wood • Omit trim 	No cost Prices below	Specify <i>with Customiz stain</i> . Specify <i>with omit trim</i> .

Tip: Omit trim option is used when stacking on base panel junctions. Vertical trim should be specified separately to span the full height of the base panel junction plus the stacking junction.

Tip: Remember to specify necessary junction cap and aligners if the omit trim option is selected.

Specification Information

L Base Panel Junctions with Thin Trim



T Base Panel Junctions with Thin Trim



Corresponding Panel Height	Style Number	Base Price	Option (Add \$ to Base Price) Omit Trim	Style Number	Base Price	Option (Add \$ to Base Price) Omit Trim

Painted Trim

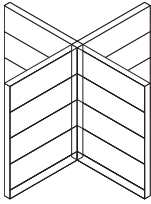
30"	TS730TLPJ	\$162	-\$ 76	TS730TTPJ	\$162	-\$ 76
36"	TS736TLPJ	\$162	-\$ 76	TS736TTPJ	\$162	-\$ 76
42"	TS742TLPJ	\$162	-\$ 76	TS742TTPJ	\$162	-\$ 76
48"	TS748TLPJ	\$162	-\$ 76	TS748TTPJ	\$162	-\$ 76
54"	TS754TLPJ	\$162	-\$ 76	TS754TTPJ	\$162	-\$ 76
66"	TS766TLPJ	\$162	-\$ 76	TS766TTPJ	\$162	-\$ 76
78"	TS778TLPJ	\$227	-\$ 93	TS778TTPJ	\$227	-\$ 93

Wood Trim

30"	TS730TLPJW	\$440	-\$356	TS730TTPJW	\$440	-\$356
36"	TS736TLPJW	\$440	-\$356	TS736TTPJW	\$440	-\$356
42"	TS742TLPJW	\$440	-\$356	TS742TTPJW	\$440	-\$356
48"	TS748TLPJW	\$440	-\$356	TS748TTPJW	\$440	-\$356
54"	TS754TLPJW	\$440	-\$356	TS754TTPJW	\$440	-\$356
66"	TS766TLPJW	\$451	-\$356	TS766TTPJW	\$451	-\$356
78"	TS778TLPJW	\$558	-\$426	TS778TTPJW	\$558	-\$426

X Same Height Base Panel Junctions—Thin Trim

SIN 711.1



Tip: Omit trim option is used when stacking on base panel junctions.

Tip: Remember to specify necessary junction cap and aligners if the omit trim option is selected.

Standard Includes	Required to Specify
<ul style="list-style-type: none"> • Junction • Inside corner light seals • Trim/junction cap: paint or wood group 1 • Aligners 	<ol style="list-style-type: none"> 1 Style number 2 Paint or wood color number for junction cap 3 Options, if selected (see below) <p>▶ See <i>Surface Materials</i>, page 248.</p>

Options	Price	Required to Specify
Surface Materials <ul style="list-style-type: none"> • Paint price group 1 • Paint price group 2 • Paint price group 3 • Customiz stain on wood • Omit trim 	<ul style="list-style-type: none"> No cost +\$11 +\$23 No cost Prices below 	<ul style="list-style-type: none"> Specify paint color number. Specify paint color number. Specify paint color number. Specify <i>with Customiz stain</i>. Specify <i>with omit trim</i>.

Specification Information			
Corresponding Panel Height	Style Number	Base Price	Option (Add \$ to Base Price) Omit Trim

Painted Trim

30"	TS730TXPJ	\$162	-\$12
36"	TS736TXPJ	\$162	-\$12
42"	TS742TXPJ	\$162	-\$12
48"	TS748TXPJ	\$162	-\$12
54"	TS754TXPJ	\$162	-\$12
66"	TS766TXPJ	\$162	-\$12
78"	TS778TXPJ	\$227	-\$12
:	:	:	:

Wood Trim

30"	TS730TXPJW	\$228	-\$83
36"	TS736TXPJW	\$228	-\$83
42"	TS742TXPJW	\$228	-\$83
48"	TS748TXPJW	\$228	-\$83
54"	TS754TXPJW	\$228	-\$83
66"	TS766TXPJW	\$228	-\$83
78"	TS778TXPJW	\$292	-\$83
:	:	:	:

End-of-Run Base Panel Junctions—Thin Trim

SIN 711.1



Tip: End-of-run trim adds 1/2" to footprint.

Tip: Omit trim option is used when stacking on base panel junctions. Vertical trim should be specified separately to span the full height of the base panel junction plus the stacking junction.

Standard Includes	Required to Specify
<ul style="list-style-type: none"> • Junction • Trim on end-of-run junction: paint price group 1 or wood group 1 • Aligner 	<ul style="list-style-type: none"> 1 Style number 2 Paint or wood color number for trim 3 Options, if selected (see below) ▶ See <i>Surface Materials</i>, page 248.

Surface Materials	Options	Price	Required to Specify
	Trim <ul style="list-style-type: none"> • Paint price group 1 • Paint price group 2 • Paint price group 3 • Customiz stain on wood • Omit trim 	No cost +\$11 +\$23 No cost Prices below	Specify paint color number. Specify paint color number. Specify <i>with Customiz stain</i> . Specify <i>with omit trim</i> .

Specification Information			
Corresponding Panel Height	Style Number	Base Price	Option (Add \$ to Base Price)
•	•	•	• Omit Trim
•	•	•	•
•	•	•	•
•	•	•	•
•	•	•	•
•	•	•	•
•	•	•	•
•	•	•	•
•	•	•	•

Painted Trim			
Height	Style Number	Base Price	Option Price
30"	TS730TEPJ	\$104	-\$ 64
36"	TS736TEPJ	\$104	-\$ 64
42"	TS742TEPJ	\$104	-\$ 64
48"	TS748TEPJ	\$104	-\$ 64
54"	TS754TEPJ	\$104	-\$ 64
66"	TS766TEPJ	\$104	-\$ 64
78"	TS778TEPJ	\$148	-\$ 81
•	•	•	•

Wood Trim			
Height	Style Number	Base Price	Option Price
30"	TS730TEPJW	\$322	-\$274
36"	TS736TEPJW	\$322	-\$274
42"	TS742TEPJW	\$322	-\$274
48"	TS748TEPJW	\$322	-\$274
54"	TS754TEPJW	\$322	-\$274
66"	TS766TEPJW	\$322	-\$274
78"	TS778TEPJW	\$422	-\$344
•	•	•	•

Panels—Thin Trim

V and Y Same Height Base Panel Junctions—Thin Trim

SIN 711.1


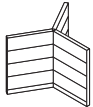
Standard Includes	Required to Specify
<ul style="list-style-type: none"> • Junction • Vertical trim and junction cap on V junction: paint price group 1 or wood group 1 • Trim/junction cap on Y junction: paint price group 1 or wood group 1 • Aligner(s) 	<ol style="list-style-type: none"> 1 Style number 2 Paint or wood color number for trim and junction cap 3 Options, if selected (see below) <p>▶ See <i>Surface Materials</i>, page 248.</p>

Options	Price	Required to Specify
Surface Materials Trim <ul style="list-style-type: none"> • Paint price group 1 • Paint price group 2 • Paint price group 3 	No cost +\$11 +\$23	Specify paint color number. Specify paint color number. Specify paint color number.
<ul style="list-style-type: none"> • Customiz stain on wood • Omit trim 	No cost Prices below	Specify with <i>Customiz stain</i> . Specify with <i>omit trim</i> .

Tip: Omit trim option is used when stacking on base panel junctions. Vertical trim should be specified separately to span the full height of the base panel junction plus the stacking junction.

Tip: Remember to specify necessary junction cap and aligners if the omit trim option is selected.

Specification Information

V Base Panel Junctions with Thin Trim			Y Base Panel Junctions with Thin Trim			
						
Corresponding Panel Height	Style Number	Base Price	Option (Add \$ to Base Price)	Style Number	Base Price	Option (Add \$ to Base Price)
:	:	:	Omit Trim	:	:	Omit Trim

Painted Trim

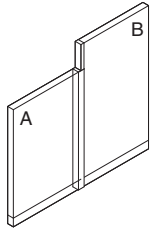
30"	TS730TVPJ	\$247	-\$ 92	TS730TYPJ	\$247	-\$12
36"	TS736TVPJ	\$247	-\$ 92	TS736TYPJ	\$247	-\$12
42"	TS742TVPJ	\$247	-\$ 92	TS742TYPJ	\$247	-\$12
48"	TS748TVPJ	\$247	-\$ 92	TS748TYPJ	\$247	-\$12
54"	TS754TVPJ	\$247	-\$ 92	TS754TYPJ	\$247	-\$12
66"	TS766TVPJ	\$247	-\$ 92	TS766TYPJ	\$247	-\$12
78"	TS778TVPJ	\$341	-\$109	TS778TYPJ	\$341	-\$12
:	:	:	:	:	:	:

Wood Trim

30"	TS730TVPJW	\$535	-\$387	TS730TYPJW	\$314	-\$83
36"	TS736TVPJW	\$535	-\$387	TS736TYPJW	\$314	-\$83
42"	TS742TVPJW	\$535	-\$387	TS742TYPJW	\$314	-\$83
48"	TS748TVPJW	\$535	-\$387	TS748TYPJW	\$314	-\$83
54"	TS754TVPJW	\$535	-\$387	TS754TYPJW	\$314	-\$83
66"	TS766TVPJW	\$551	-\$387	TS766TYPJW	\$314	-\$83
78"	TS778TVPJW	\$687	-\$458	TS778TYPJW	\$409	-\$83
:	:	:	:	:	:	:

In-line Change-of-Height Junctions—Thin Trim

SIN 711.1



- Tip: Junction includes:
- In-line base junction
 - End-of-run stacking junction
 - Stacking fork
 - End-of-run change-of-height trim
 - Aligner

Tip: Remember to specify a stacking horizontal frame package with this application, unless there is a window in the top position of the taller panel.

Tip: Omit trim option omits change-of-height trim. This option is used when stacking on base panel junctions. Change-of-height trims should be specified separately to span the full height of the base panel junction plus the stacking junction.

Standard Includes	Required to Specify
-------------------	---------------------

- Junction
- Change-of-height trim: paint price group 1 or wood group 1
- Aligner

- 1 Style number
- 2 Paint or wood color number for trim
- ▶ See *Surface Materials*, page 248.

Surface Materials	Options	Price	Required to Specify
-------------------	---------	-------	---------------------

Surface Materials	Trim		
	<ul style="list-style-type: none"> • Paint price group 1 • Paint price group 2 • Paint price group 3 	No cost +\$11 +\$23	Specify paint color number. Specify paint color number. Specify paint color number.
	<ul style="list-style-type: none"> • Customiz stain on wood • Omit trim 	No cost Prices below	Specify with <i>Customiz stain</i> . Specify with <i>omit trim</i> .

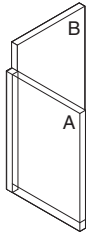
Specification Information						
---------------------------	--	--	--	--	--	--

Corresponding Panel Height	Style Number	Base Price	Option (Add \$ to Base Price)	Style Number	Base Price	Option (Add \$ to Base Price)
A	B		Omit Trim			Omit Trim

			Painted Trim			Wood Trim		
30"	36"	TS73QTCIJ	\$189	-\$60	TS73QTCIJW	\$371	-\$217	
30"	42"	TS734TCIJ	\$189	-\$60	TS734TCIJW	\$371	-\$217	
30"	48"	TS738TCIJ	\$192	-\$60	TS738TCIJW	\$376	-\$217	
30"	54"	TS735TCIJ	\$197	-\$60	TS735TCIJW	\$380	-\$217	
30"	66"	TS736TCIJ	\$212	-\$64	TS736TCIJW	\$394	-\$220	
36"	42"	TS7Q4TCIJ	\$189	-\$60	TS7Q4TCIJW	\$371	-\$217	
36"	48"	TS7Q8TCIJ	\$192	-\$60	TS7Q8TCIJW	\$376	-\$217	
36"	54"	TS7Q5TCIJ	\$197	-\$60	TS7Q5TCIJW	\$380	-\$217	
36"	66"	TS7Q6TCIJ	\$212	-\$64	TS7Q6TCIJW	\$394	-\$220	
42"	48"	TS748TCIJ	\$189	-\$60	TS748TCIJW	\$371	-\$217	
42"	54"	TS745TCIJ	\$189	-\$60	TS745TCIJW	\$371	-\$217	
42"	66"	TS746TCIJ	\$197	-\$60	TS746TCIJW	\$380	-\$217	
42"	78"	TS747TCIJ	\$242	-\$64	TS747TCIJW	\$423	-\$220	
48"	54"	TS785TCIJ	\$192	-\$60	TS785TCIJW	\$376	-\$217	
48"	66"	TS786TCIJ	\$192	-\$60	TS786TCIJW	\$376	-\$217	
54"	66"	TS756TCIJ	\$189	-\$60	TS756TCIJW	\$371	-\$217	
54"	78"	TS757TCIJ	\$226	-\$60	TS757TCIJW	\$410	-\$217	
54"	90"	TS759TCIJ	\$280	-\$60	TS759TCIJW	\$462	-\$217	
66"	78"	TS767TCIJ	\$217	-\$60	TS767TCIJW	\$401	-\$217	
66"	90"	TS769TCIJ	\$272	-\$60	TS769TCIJW	\$453	-\$217	
78"	90"	TS779TCIJ	\$267	-\$60	TS779TCIJW	\$448	-\$217	

L Change-of-Height Junctions—Thin Trim

SIN 711.1



- Tip: Junction includes:
- L change-of-height junction
 - Inside corner light seal
 - L vertical trim
 - End-of-run change-of-height trim
 - Change-of-height junction cap
 - Aligners

Tip: Omit trim option omits all vertical and change-of-height trim. This option is used when stacking on base junctions. Vertical and change-of-height trim should be specified separately to span the full height of the base junction plus the stacking junction.

Tip: Remember to specify necessary junction cap and aligners if the omit trim option is selected.

Tip: Change-of-height junction ships right-handed. For a left-handed junction a post will need to be moved during installation.

Standard Includes	Required to Specify
<ul style="list-style-type: none"> • Junction • Inside corner light seal • Change-of-height trim and junction cap: paint price group 1 or wood group 1 • Aligner 	<ol style="list-style-type: none"> 1 Style number 2 Paint or wood color number for trim and junction cap 3 Options, if selected (see below) <p>▶ See <i>Surface Materials</i>, page 248.</p>

Surface Materials	Options	Price	Required to Specify
	Trim		
	<ul style="list-style-type: none"> • Paint price group 1 • Paint price group 2 • Paint price group 3 	No cost +\$11 +\$23	Specify paint color number. Specify paint color number. Specify paint color number.
	<ul style="list-style-type: none"> • Customiz stain on wood • Omit trim 	No cost Prices below	Specify with <i>Customiz stain</i> . Specify with <i>omit trim</i> .

Specification Information						
Corresponding Panel Height	Style Number	Base Price	Option (Add \$ to Base Price)	Style Number	Base Price	Option (Add \$ to Base Price)
A B			Omit Trim			Omit Trim

		Painted Trim			Wood Trim		
30"	36"	TS73QTCLJ	\$221	-\$136	TS73QTCLJW	\$662	-\$574
30"	42"	TS734TCLJ	\$221	-\$136	TS734TCLJW	\$662	-\$574
30"	48"	TS738TCLJ	\$221	-\$136	TS738TCLJW	\$662	-\$574
30"	54"	TS735TCLJ	\$230	-\$136	TS735TCLJW	\$671	-\$574
30"	66"	TS736TCLJ	\$246	-\$139	TS736TCLJW	\$689	-\$577
36"	42"	TS7Q4TCLJ	\$221	-\$136	TS7Q4TCLJW	\$662	-\$574
36"	48"	TS7Q8TCLJ	\$221	-\$136	TS7Q8TCLJW	\$662	-\$574
36"	54"	TS7Q5TCLJ	\$230	-\$136	TS7Q5TCLJW	\$671	-\$574
36"	66"	TS7Q6TCLJ	\$246	-\$139	TS7Q6TCLJW	\$689	-\$577
42"	48"	TS748TCLJ	\$221	-\$136	TS748TCLJW	\$662	-\$574
42"	54"	TS745TCLJ	\$221	-\$136	TS745TCLJW	\$662	-\$574
42"	66"	TS746TCLJ	\$230	-\$136	TS746TCLJW	\$671	-\$574
42"	78"	TS747TCLJ	\$309	-\$139	TS747TCLJW	\$746	-\$577
48"	54"	TS785TCLJ	\$230	-\$136	TS785TCLJW	\$671	-\$574
48"	66"	TS786TCLJ	\$230	-\$136	TS786TCLJW	\$671	-\$574
48"	78"	TS787TCLJ	\$305	-\$139	TS787TCLJW	\$746	-\$577
54"	66"	TS756TCLJ	\$230	-\$136	TS756TCLJW	\$671	-\$574
54"	78"	TS757TCLJ	\$305	-\$136	TS757TCLJW	\$746	-\$574
66"	78"	TS767TCLJ	\$305	-\$136	TS767TCLJW	\$746	-\$574

L Change-of-Height
Junctions—Thin Trim

SIN 711.1

T Change-of-Height Junctions—Thin Trim

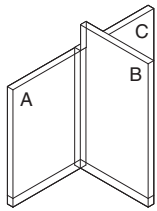
SIN 711.1

Standard Includes	Required to Specify
<ul style="list-style-type: none"> • Junction • Inside corner light seals • Change-of-height trim and junction cap: paint price group 1 or wood group 1 • Aligners 	<ol style="list-style-type: none"> 1 Style number 2 Paint or wood color number for trim 3 Options, if selected (see below) <p>▶ See <i>Surface Materials</i>, page 248.</p>

Surface Materials	Options	Price	Required to Specify
	Trim		
	<ul style="list-style-type: none"> • Paint price group 1 • Paint price group 2 • Paint price group 3 	No cost +\$11 +\$23	Specify paint color number. Specify paint color number. Specify paint color number.
	<ul style="list-style-type: none"> • Customiz stain on wood • Omit trim 	No cost Prices below and at right	Specify with <i>Customiz stain</i> . Specify with <i>omit trim</i> .

Tip: Omit trim option omits all vertical and change-of-height trim. This option is used when stacking on base junctions. Vertical and change-of-height trim should be specified separately to span the full height of the base junction plus the stacking junction.

Tip: Remember to specify necessary junction cap and aligners if the omit trim option is selected.



- Tip: Junction includes:*
- T change-of-height junction
 - Inside corner light seals
 - T vertical trim
 - End-of-run change-of-height trim
 - Change-of-height junction cap
 - Aligners

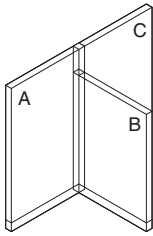
Specification Information								
Corresponding Panel Height			Style Number	Base Price	Option (Add \$ to Base Price)	Style Number	Base Price	Option (Add \$ to Base Price)
A	B	C						
					Omit Trim			Omit Trim

Painted Trim					Wood Trim			
30"	36"	30"	TS73Q3TCTJ	\$268	-\$136	TS73Q3TCTJW	\$732	-\$574
30"	42"	30"	TS7343TCTJ	\$268	-\$136	TS7343TCTJW	\$732	-\$574
30"	48"	30"	TS7383TCTJ	\$268	-\$136	TS7383TCTJW	\$732	-\$574
30"	54"	30"	TS7353TCTJ	\$288	-\$136	TS7353TCTJW	\$741	-\$574
30"	66"	30"	TS7363TCTJ	\$320	-\$139	TS7363TCTJW	\$749	-\$577
36"	42"	36"	TS7Q4QTCTJ	\$268	-\$136	TS7Q4QTCTJW	\$732	-\$574
36"	48"	36"	TS7Q8QTCTJ	\$268	-\$136	TS7Q8QTCTJW	\$732	-\$574
36"	54"	36"	TS7Q5QTCTJ	\$268	-\$136	TS7Q5QTCTJW	\$741	-\$574
36"	66"	36"	TS7Q6QTCTJ	\$268	-\$136	TS7Q6QTCTJW	\$749	-\$577
42"	48"	42"	TS7484TCTJ	\$288	-\$136	TS7484TCTJW	\$741	-\$574
42"	54"	42"	TS7454TCTJ	\$288	-\$136	TS7454TCTJW	\$741	-\$574
42"	66"	42"	TS7464TCTJ	\$320	-\$136	TS7464TCTJW	\$749	-\$574
42"	78"	42"	TS7474TCTJ	\$383	-\$139	TS7474TCTJW	\$809	-\$577
48"	54"	48"	TS7858TCTJ	\$320	-\$136	TS7858TCTJW	\$749	-\$574
48"	66"	48"	TS7868TCTJ	\$320	-\$136	TS7868TCTJW	\$749	-\$574
48"	78"	48"	TS7878TCTJ	\$383	-\$139	TS7878TCTJW	\$809	-\$577
54"	66"	54"	TS7565TCTJ	\$320	-\$136	TS7565TCTJW	\$749	-\$574
54"	78"	54"	TS7575TCTJ	\$383	-\$136	TS7575TCTJW	\$809	-\$574
66"	78"	66"	TS7676TCTJ	\$383	-\$136	TS7676TCTJW	\$809	-\$574

▶ **Specification Information, continued on next page**

► Specification Information, continued from previous page

Specification Information								
Corresponding Panel Height			Style Number	Base Price	Option (Add \$ to Base Price)	Style Number	Base Price	Option (Add \$ to Base Price)
A	B	C			Omit Trim			Omit Trim



- Tip: Junction includes:
- T change-of-height junction
 - Inside corner light seals
 - T vertical trim
 - T change-of-height trim
 - 90° junction cap
 - Aligner

Painted Trim					Wood Trim			
36"	30"	36"	TS7Q3QTCTJ	\$268	-\$136	TS7Q3QTCTJW	\$732	-\$574
42"	30"	42"	TS7434TCTJ	\$268	-\$136	TS7434TCTJW	\$732	-\$574
48"	30"	48"	TS7838TCTJ	\$268	-\$136	TS7838TCTJW	\$732	-\$574
48"	42"	48"	TS7848TCTJ	\$288	-\$136	TS7848TCTJW	\$741	-\$574
54"	30"	54"	TS7535TCTJ	\$288	-\$136	TS7535TCTJW	\$741	-\$574
54"	48"	54"	TS7585TCTJ	\$320	-\$136	TS7585TCTJW	\$749	-\$574
66"	30"	66"	TS7636TCTJ	\$320	-\$139	TS7636TCTJW	\$749	-\$577
42"	36"	42"	TS74Q4TCTJ	\$268	-\$136	TS74Q4TCTJW	\$732	-\$574
48"	36"	48"	TS78Q8TCTJ	\$268	-\$136	TS78Q8TCTJW	\$732	-\$574
54"	36"	54"	TS75Q5TCTJ	\$288	-\$136	TS75Q5TCTJW	\$741	-\$574
66"	36"	66"	TS76Q6TCTJ	\$320	-\$139	TS76Q6TCTJW	\$749	-\$577
54"	42"	54"	TS7545TCTJ	\$288	-\$136	TS7545TCTJW	\$741	-\$574
66"	42"	66"	TS7646TCTJ	\$320	-\$136	TS7646TCTJW	\$749	-\$574
78"	42"	78"	TS7747TCTJ	\$383	-\$139	TS7747TCTJW	\$809	-\$577
66"	48"	66"	TS7686TCTJ	\$320	-\$136	TS7686TCTJW	\$749	-\$574
78"	48"	78"	TS7787TCTJ	\$383	-\$139	TS7787TCTJW	\$809	-\$577
66"	54"	66"	TS7656TCTJ	\$320	-\$136	TS7656TCTJW	\$749	-\$574
78"	54"	78"	TS7757TCTJ	\$383	-\$136	TS7757TCTJW	\$809	-\$574
78"	66"	78"	TS7767TCTJ	\$383	-\$136	TS7767TCTJW	\$809	-\$574

► Specification Information, continued on next page

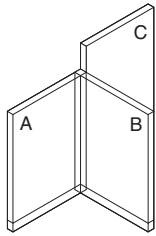
Panels—Thin Trim

T Change-of-Height Junctions—Thin Trim, continued

SIN 711.1

► Specification Information, continued from previous page

Specification Information								
Corresponding Panel Height			Style Number	Base Price	Option (Add \$ to Base Price)	Style Number	Base Price	Option (Add \$ to Base Price)
A	B	C						



- Tip: Junction includes:
- T change-of-height junction
 - Inside corner light seals
 - T vertical trim
 - End-of-run change-of-height trim
 - Change-of-height junction cap
 - Aligners

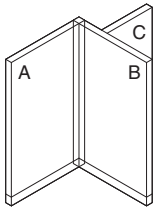
Tip: When A and C are different heights, the junction is shipped right-handed. For a left-handed junction a post will need to be moved during installation.

			Painted Trim			Wood Trim		
30"	30"	36"	TS733QTCTJ	\$268	-\$136	TS733QTCTJW	\$732	-\$574
30"	30"	42"	TS7334TCTJ	\$268	-\$136	TS7334TCTJW	\$732	-\$574
30"	30"	48"	TS7338TCTJ	\$268	-\$136	TS7338TCTJW	\$732	-\$574
30"	30"	54"	TS7335TCTJ	\$288	-\$136	TS7335TCTJW	\$741	-\$574
30"	30"	66"	TS7336TCTJ	\$320	-\$139	TS7336TCTJW	\$749	-\$577
36"	36"	42"	TS7QQ4TCTJ	\$268	-\$136	TS7QQ4TCTJW	\$732	-\$574
36"	36"	48"	TS7QQ8TCTJ	\$268	-\$136	TS7QQ8TCTJW	\$732	-\$574
36"	36"	54"	TS7QQ5TCTJ	\$288	-\$136	TS7QQ5TCTJW	\$741	-\$574
36"	36"	66"	TS7QQ6TCTJ	\$320	-\$139	TS7QQ6TCTJW	\$749	-\$577
42"	42"	48"	TS7448TCTJ	\$288	-\$136	TS7448TCTJW	\$741	-\$574
42"	42"	54"	TS7445TCTJ	\$288	-\$136	TS7445TCTJW	\$741	-\$574
42"	42"	66"	TS7446TCTJ	\$320	-\$136	TS7446TCTJW	\$749	-\$574
42"	42"	78"	TS7447TCTJ	\$383	-\$139	TS7447TCTJW	\$809	-\$577
48"	48"	54"	TS7885TCTJ	\$320	-\$136	TS7885TCTJW	\$749	-\$574
48"	48"	66"	TS7886TCTJ	\$320	-\$136	TS7886TCTJW	\$749	-\$574
48"	48"	78"	TS7887TCTJ	\$383	-\$139	TS7887TCTJW	\$809	-\$577
54"	54"	66"	TS7556TCTJ	\$320	-\$136	TS7556TCTJW	\$749	-\$574
54"	54"	78"	TS7557TCTJ	\$383	-\$136	TS7557TCTJW	\$809	-\$574
66"	66"	78"	TS7667TCTJ	\$383	-\$136	TS7667TCTJW	\$809	-\$574

► Specification Information, continued on next page

► Specification Information, continued from previous page

Specification Information								
Corresponding Panel Height			Style Number	Base Price	Option (Add \$ to Base Price)	Style Number	Base Price	Option (Add \$ to Base Price)
A	B	C			Omit Trim			Omit Trim



- Tip: Junction includes:
- T change-of-height junction
 - Inside corner light seals
 - T vertical trim
 - L change-of-height trim
 - 90° junction cap
 - Aligner

Tip: When A and C are different heights, the junction is shipped right-handed. For a left-handed junction a post will need to be moved during installation.

Painted Trim					Wood Trim			
36"	36"	30"	TS7QQ3TCTJ	\$268	-\$136	TS7QQ3TCTJW	\$732	-\$574
42"	42"	30"	TS7443TCTJ	\$268	-\$136	TS7443TCTJW	\$732	-\$574
42"	42"	36"	TS744QTCTJ	\$268	-\$136	TS744QTCTJW	\$732	-\$574
48"	48"	36"	TS788QTCTJ	\$268	-\$136	TS788QTCTJW	\$732	-\$574
54"	54"	36"	TS755QTCTJ	\$288	-\$136	TS755QTCTJW	\$741	-\$574
66"	66"	36"	TS766QTCTJ	\$320	-\$139	TS766QTCTJW	\$749	-\$577
48"	48"	30"	TS7883TCTJ	\$268	-\$136	TS7883TCTJW	\$732	-\$574
48"	48"	42"	TS7884TCTJ	\$288	-\$136	TS7884TCTJW	\$741	-\$574
54"	54"	30"	TS7553TCTJ	\$288	-\$136	TS7553TCTJW	\$741	-\$574
54"	54"	42"	TS7554TCTJ	\$288	-\$136	TS7554TCTJW	\$741	-\$574
54"	54"	48"	TS7558TCTJ	\$320	-\$136	TS7558TCTJW	\$749	-\$574
66"	66"	30"	TS7663TCTJ	\$320	-\$139	TS7663TCTJW	\$749	-\$577
66"	66"	42"	TS7664TCTJ	\$320	-\$136	TS7664TCTJW	\$749	-\$574
78"	78"	42"	TS7774TCTJ	\$383	-\$139	TS7774TCTJW	\$809	-\$577
66"	66"	48"	TS7668TCTJ	\$320	-\$136	TS7668TCTJW	\$749	-\$574
78"	78"	48"	TS7778TCTJ	\$383	-\$139	TS7778TCTJW	\$809	-\$577
66"	66"	54"	TS7665TCTJ	\$320	-\$136	TS7665TCTJW	\$749	-\$574
78"	78"	54"	TS7775TCTJ	\$383	-\$136	TS7775TCTJW	\$809	-\$574
78"	78"	66"	TS7776TCTJ	\$383	-\$136	TS7776TCTJW	\$809	-\$574

Panels—Thin Trim

X Change-of-Height Junctions—Thin Trim

SIN 711.1

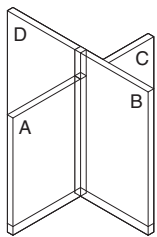
Standard Includes	Required to Specify
<ul style="list-style-type: none"> • Junction • Inside corner light seals • Trim/junction cap: paint price group 1 or wood group 1 • Aligners 	<ul style="list-style-type: none"> 1 Style number 2 Paint or wood color number for junction cap 3 Options, if selected (see below) ▶ See <i>Surface Materials</i>, page 248.

Options	Price	Required to Specify
Surface Materials Trim <ul style="list-style-type: none"> • Paint price group 1 • Paint price group 2 • Paint price group 3 	No cost +\$11 +\$23	Specify paint color number. Specify paint color number. Specify paint color number.
<ul style="list-style-type: none"> • Customiz stain on wood • Omit trim 	No cost Prices below and at right	Specify with <i>Customiz stain</i> . Specify with <i>omit trim</i> .

Tip: Omit trim option omits all change-of-height trim. This option is used when stacking on base junctions. Change-of-height trim should be specified separately to span the full height of the base junction plus stacking junction.

Tip: Remember to specify necessary junction cap and aligners if the omit trim option is selected.

Specification Information									
Corresponding Panel Height				Style Number	Base Price	Option (Add \$ to Base Price)	Style Number	Base Price	Option (Add \$ to Base Price)
A	B	C	D						
						Omit Trim			Omit Trim



Tip: Junction includes:

- X change-of-height junction
- Two T change-of-height trims
- 90° junction cap
- Aligner

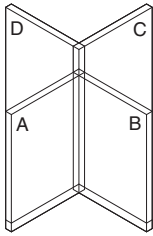
				Painted Trim			Wood Trim		
30"	36"	30"	36"	TS73Q3QTCXJ	\$283	-\$133	TS73Q3QTCXJW	\$670	-\$518
30"	42"	30"	42"	TS73434TCXJ	\$283	-\$133	TS73434TCXJW	\$670	-\$518
30"	48"	30"	48"	TS73838TCXJ	\$283	-\$133	TS73838TCXJW	\$670	-\$518
30"	54"	30"	54"	TS73535TCXJ	\$301	-\$133	TS73535TCXJW	\$690	-\$518
30"	66"	30"	66"	TS73636TCXJ	\$331	-\$139	TS73636TCXJW	\$721	-\$524
36"	42"	36"	42"	TS7Q4Q4TCXJ	\$283	-\$133	TS7Q4Q4TCXJW	\$670	-\$518
36"	48"	36"	48"	TS7Q8Q8TCXJ	\$283	-\$133	TS7Q8Q8TCXJW	\$670	-\$518
36"	54"	36"	54"	TS7Q5Q5TCXJ	\$301	-\$133	TS7Q5Q5TCXJW	\$690	-\$518
36"	66"	36"	66"	TS7Q6Q6TCXJ	\$331	-\$139	TS7Q6Q6TCXJW	\$721	-\$524
42"	48"	42"	48"	TS74848TCXJ	\$301	-\$133	TS74848TCXJW	\$690	-\$518
42"	54"	42"	54"	TS74545TCXJ	\$301	-\$133	TS74545TCXJW	\$690	-\$518
42"	66"	42"	66"	TS74646TCXJ	\$331	-\$133	TS74646TCXJW	\$721	-\$518
42"	78"	42"	78"	TS74747TCXJ	\$383	-\$139	TS74747TCXJW	\$770	-\$524
48"	54"	48"	54"	TS78585TCXJ	\$331	-\$133	TS78585TCXJW	\$721	-\$518
48"	66"	48"	66"	TS78686TCXJ	\$331	-\$133	TS78686TCXJW	\$721	-\$518
48"	78"	48"	78"	TS78787TCXJ	\$383	-\$139	TS78787TCXJW	\$770	-\$524
54"	66"	54"	66"	TS75656TCXJ	\$331	-\$133	TS75656TCXJW	\$721	-\$518
54"	78"	54"	78"	TS75757TCXJ	\$383	-\$133	TS75757TCXJW	\$770	-\$518
66"	78"	66"	78"	TS76767TCXJ	\$383	-\$133	TS76767TCXJW	\$770	-\$518

▶ **Specification Information, continued on next page**

SIN 711.1

► Specification Information, continued from previous page

Specification Information									
Corresponding Panel Height				Style Number	Base Price	Option (Add \$ to Base Price)	Style Number	Base Price	Option (Add \$ to Base Price)
A	B	C	D			Omit Trim			Omit Trim



- Tip: Junction includes:
- X change-of-height junction
 - Inside corner light seals
 - L change-of-height trim
 - 90° junction cap
 - Aligner

				Painted Trim			Wood Trim		
30"	30"	36"	36"	TS733QQTCXJ	\$283	-\$73	TS733QQTCXJW	\$511	-\$300
30"	30"	42"	42"	TS73344TCXJ	\$283	-\$73	TS73344TCXJW	\$511	-\$300
30"	30"	48"	48"	TS73388TCXJ	\$283	-\$73	TS73388TCXJW	\$511	-\$300
30"	30"	54"	54"	TS73355TCXJ	\$301	-\$73	TS73355TCXJW	\$529	-\$300
30"	30"	66"	66"	TS73366TCXJ	\$331	-\$76	TS73366TCXJW	\$560	-\$303
36"	36"	42"	42"	TS7QQ44TCXJ	\$283	-\$73	TS7QQ44TCXJW	\$511	-\$300
36"	36"	48"	48"	TS7QQ88TCXJ	\$283	-\$73	TS7QQ88TCXJW	\$511	-\$300
36"	36"	54"	54"	TS7QQ55TCXJ	\$301	-\$73	TS7QQ55TCXJW	\$529	-\$300
36"	36"	66"	66"	TS7QQ66TCXJ	\$331	-\$76	TS7QQ66TCXJW	\$560	-\$303
42"	42"	48"	48"	TS74488TCXJ	\$301	-\$73	TS74488TCXJW	\$529	-\$300
42"	42"	54"	54"	TS74455TCXJ	\$301	-\$73	TS74455TCXJW	\$529	-\$300
42"	42"	66"	66"	TS74466TCXJ	\$331	-\$73	TS74466TCXJW	\$560	-\$300
42"	42"	78"	78"	TS74477TCXJ	\$383	-\$76	TS74477TCXJW	\$611	-\$303
48"	48"	54"	54"	TS78855TCXJ	\$331	-\$73	TS78855TCXJW	\$560	-\$300
48"	48"	66"	66"	TS78866TCXJ	\$331	-\$73	TS78866TCXJW	\$560	-\$300
48"	48"	78"	78"	TS78877TCXJ	\$383	-\$76	TS78877TCXJW	\$611	-\$303
54"	54"	66"	66"	TS75566TCXJ	\$331	-\$73	TS75566TCXJW	\$560	-\$300
54"	54"	78"	78"	TS75577TCXJ	\$383	-\$73	TS75577TCXJW	\$611	-\$300
66"	66"	78"	78"	TS76677TCXJ	\$383	-\$73	TS76677TCXJW	\$611	-\$300

► Specification Information, continued on next page

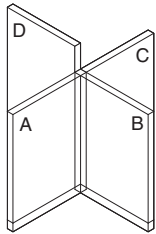
Panels—Thin Trim

X Change-of-Height Junctions—Thin Trim, continued

SIN 711.1

► Specification Information, continued from previous page

Specification Information									
Corresponding Panel Height				Style Number	Base Price	Option (Add \$ to Base Price)	Style Number	Base Price	Option (Add \$ to Base Price)
A	B	C	D			Omit Trim			Omit Trim



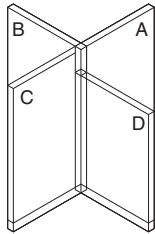
- Tip: Junction includes:
- X change-of-height junction
 - Inside corner light seals
 - End-of-run change-of-height trim
 - Change-of-height junction cap
 - Aligners

Painted Trim						Wood Trim			
30"	30"	30"	36"	TS7333QTCXJ	\$283	-\$73	TS7333QTCXJW	\$511	-\$300
30"	30"	30"	42"	TS73334TCXJ	\$283	-\$73	TS73334TCXJW	\$511	-\$300
30"	30"	30"	48"	TS73338TCXJ	\$283	-\$73	TS73338TCXJW	\$511	-\$300
30"	30"	30"	54"	TS73335TCXJ	\$301	-\$73	TS73335TCXJW	\$529	-\$300
30"	30"	30"	66"	TS73336TCXJ	\$331	-\$76	TS73336TCXJW	\$560	-\$303
36"	36"	36"	42"	TS7QQQ4TCXJ	\$283	-\$73	TS7QQQ4TCXJW	\$511	-\$300
36"	36"	36"	48"	TS7QQQ8TCXJ	\$283	-\$73	TS7QQQ8TCXJW	\$511	-\$300
36"	36"	36"	54"	TS7QQQ5TCXJ	\$301	-\$73	TS7QQQ5TCXJW	\$529	-\$300
36"	36"	36"	66"	TS7QQQ6TCXJ	\$331	-\$76	TS7QQQ6TCXJW	\$560	-\$303
42"	42"	42"	48"	TS74448TCXJ	\$301	-\$73	TS74448TCXJW	\$529	-\$300
42"	42"	42"	54"	TS74445TCXJ	\$301	-\$73	TS74445TCXJW	\$529	-\$300
42"	42"	42"	66"	TS74446TCXJ	\$331	-\$73	TS74446TCXJW	\$560	-\$300
42"	42"	42"	78"	TS74447TCXJ	\$383	-\$76	TS74447TCXJW	\$611	-\$303
48"	48"	48"	54"	TS78885TCXJ	\$331	-\$73	TS78885TCXJW	\$560	-\$300
48"	48"	48"	66"	TS78886TCXJ	\$331	-\$73	TS78886TCXJW	\$560	-\$300
48"	48"	48"	78"	TS78887TCXJ	\$383	-\$76	TS78887TCXJW	\$611	-\$303
54"	54"	54"	66"	TS75556TCXJ	\$331	-\$73	TS75556TCXJW	\$560	-\$300
54"	54"	54"	78"	TS75557TCXJ	\$383	-\$73	TS75557TCXJW	\$611	-\$300
66"	66"	66"	78"	TS76667TCXJ	\$383	-\$73	TS76667TCXJW	\$611	-\$300

► Specification Information, continued on next page

► Specification Information, continued from previous page

Specification Information									
Corresponding Panel Height				Style Number	Base Price	Option (Add \$ to Base Price)	Style Number	Base Price	Option (Add \$ to Base Price)
A	B	C	D			Omit Trim			Omit Trim



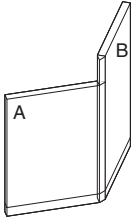
- Tip: Junction includes:
- X change-of-height junction
 - Inside corner light seals
 - T change-of-height trim
 - 90° junction cap
 - Aligners

				Painted Trim			Wood Trim		
36"	36"	36"	30"	TS7QQQ3TCXJ	\$283	-\$73	TS7QQQ3TCXJW	\$511	-\$300
42"	42"	42"	30"	TS74443TCXJ	\$283	-\$73	TS74443TCXJW	\$511	-\$300
42"	42"	42"	36"	TS7444QTCXJ	\$283	-\$73	TS7444QTCXJW	\$511	-\$300
48"	48"	48"	36"	TS7888QTCXJ	\$283	-\$73	TS7888QTCXJW	\$511	-\$300
54"	54"	54"	36"	TS7555QTCXJ	\$301	-\$73	TS7555QTCXJW	\$529	-\$300
66"	66"	66"	36"	TS7666QTCXJ	\$331	-\$76	TS7666QTCXJW	\$560	-\$303
48"	48"	48"	30"	TS78883TCXJ	\$283	-\$73	TS78883TCXJW	\$511	-\$300
48"	48"	48"	42"	TS78884TCXJ	\$301	-\$73	TS78884TCXJW	\$529	-\$300
54"	54"	54"	30"	TS75553TCXJ	\$301	-\$73	TS75553TCXJW	\$529	-\$300
54"	54"	54"	42"	TS75554TCXJ	\$301	-\$73	TS75554TCXJW	\$529	-\$300
54"	54"	54"	48"	TS75558TCXJ	\$331	-\$73	TS75558TCXJW	\$560	-\$300
66"	66"	66"	30"	TS76663TCXJ	\$331	-\$76	TS76663TCXJW	\$560	-\$303
66"	66"	66"	42"	TS76664TCXJ	\$331	-\$73	TS76664TCXJW	\$560	-\$300
66"	66"	66"	48"	TS76668TCXJ	\$331	-\$73	TS76668TCXJW	\$560	-\$300
66"	66"	66"	54"	TS76665TCXJ	\$331	-\$73	TS76665TCXJW	\$560	-\$300
78"	78"	78"	42"	TS77774TCXJ	\$383	-\$76	TS77774TCXJW	\$611	-\$303
78"	78"	78"	48"	TS77778TCXJ	\$383	-\$76	TS77778TCXJW	\$611	-\$303
78"	78"	78"	54"	TS77775TCXJ	\$383	-\$73	TS77775TCXJW	\$611	-\$300
78"	78"	78"	66"	TS77776TCXJ	\$383	-\$73	TS77776TCXJW	\$611	-\$300

Panels—Thin Trim

V Change-of-Height Junctions—Thin Trim

SIN 711.1



- Tip: Junction includes:
- V change-of-height junction
 - V vertical trim
 - 120° change-of-height trim
 - 120° junction cap
 - Aligner

Tip: Omit trim option omits all vertical and change-of-height trim. This option is used when stacking on base junctions. Vertical and change-of-height trim should be specified separately to span the full height of the base junction plus stacking junction.

Tip: Remember to specify necessary junction caps and aligners if the omit trim option is selected.

Tip: Change-of-height junction ships right-handed. For a left-handed junction, a post will need to be moved during installation.

Standard Includes	Required to Specify
<ul style="list-style-type: none"> • Junction • Change-of-height trim and junction cap: paint price group 1 or wood group 1 • Aligners 	<ol style="list-style-type: none"> 1 Style number 2 Paint or wood color number for trim 3 Options, if selected (see below) <p>▶ See <i>Surface Materials</i>, page 248.</p>

Surface Materials	Options	Price	Required to Specify
	Trim		
	<ul style="list-style-type: none"> • Paint price group 1 • Paint price group 2 • Paint price group 3 	No cost +\$11 +\$23	Specify paint color number. Specify paint color number. Specify paint color number.
	<ul style="list-style-type: none"> • Customiz stain on wood • Omit trim 	No cost Prices below	Specify with <i>Customiz stain</i> . Specify with <i>omit trim</i> .

Specification Information						
Corresponding Panel Height	Style Number	Base Price	Option (Add \$ to Base Price)	Style Number	Base Price	Option (Add \$ to Base Price)
A B			Omit Trim			Omit Trim

Painted Trim				Wood Trim			
30"	36"	TS73QTCVJ	\$237	-\$152	TS73QTCVJW	\$681	-\$605
30"	42"	TS734TCVJ	\$237	-\$152	TS734TCVJW	\$681	-\$605
30"	48"	TS738TCVJ	\$237	-\$152	TS738TCVJW	\$681	-\$605
30"	54"	TS735TCVJ	\$246	-\$152	TS735TCVJW	\$689	-\$605
30"	66"	TS736TCVJ	\$263	-\$155	TS736TCVJW	\$736	-\$609
36"	42"	TS7Q4TCVJ	\$237	-\$152	TS7Q4TCVJW	\$681	-\$605
36"	48"	TS7Q8TCVJ	\$237	-\$152	TS7Q8TCVJW	\$681	-\$605
36"	54"	TS7Q5TCVJ	\$246	-\$152	TS7Q5TCVJW	\$689	-\$605
36"	66"	TS7Q6TCVJ	\$263	-\$155	TS7Q6TCVJW	\$736	-\$609
42"	48"	TS748TCVJ	\$237	-\$152	TS748TCVJW	\$681	-\$605
42"	54"	TS745TCVJ	\$237	-\$152	TS745TCVJW	\$681	-\$605
42"	66"	TS746TCVJ	\$246	-\$152	TS746TCVJW	\$689	-\$605
42"	78"	TS747TCVJ	\$321	-\$155	TS747TCVJW	\$762	-\$609
48"	54"	TS785TCVJ	\$246	-\$152	TS785TCVJW	\$689	-\$605
48"	66"	TS786TCVJ	\$246	-\$152	TS786TCVJW	\$689	-\$605
48"	78"	TS787TCVJ	\$321	-\$155	TS787TCVJW	\$762	-\$609
54"	66"	TS756TCVJ	\$246	-\$152	TS756TCVJW	\$689	-\$605
54"	78"	TS757TCVJ	\$321	-\$152	TS757TCVJW	\$762	-\$605
66"	78"	TS767TCVJ	\$321	-\$152	TS767TCVJW	\$762	-\$605

V Change-of-Height
Junctions—Thin Trim

SIN 711.1

Y Change-of-Height Junctions—Thin Trim

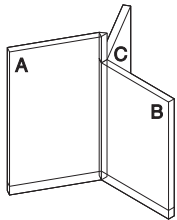
SIN 711.1

Standard Includes	Required to Specify
<ul style="list-style-type: none"> Junction Change-of-height trim and junction cap: paint price group 1 or wood group 1 Aligners 	<ul style="list-style-type: none"> 1 Style number 2 Paint or wood color number for trim 3 Options, if selected (see below) ▶ See <i>Surface Materials</i>, page 248.

Surface Materials	Options	Price	Required to Specify
	Trim <ul style="list-style-type: none"> Paint price group 1 Paint price group 2 Paint price group 3 	No cost +\$11 +\$23	Specify paint color number. Specify paint color number. Specify paint color number.
	<ul style="list-style-type: none"> Customiz stain on wood Omit trim 	No cost Prices below and at right	Specify <i>with Customiz stain</i> . Specify <i>with omit trim</i> .

Tip: Omit trim option omits all change-of-height trim. This option is used when stacking on base junctions. Change-of-height trim should be specified separately to span the full height of the base junction plus stacking junction.

Tip: Remember to specify necessary junction caps and aligners if the omit trim option is selected.



Tip: Junction includes:
 • Y change-of-height junction
 • 120° change-of-height trim
 • 120° junction cap

Specification Information						
Corresponding Panel Height	Style Number	Base Price	Option (Add \$ to Base Price)	Style Number	Base Price	Option (Add \$ to Base Price)
A B C			Omit Trim			Omit Trim

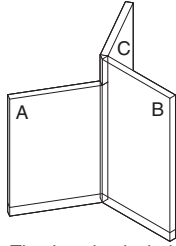
Painted Trim				Wood Trim			
36"	30"	30"	TS7Q33TCYJ \$299	-\$73	TS7Q33TCYJW	\$528	-\$300
42"	30"	30"	TS7433TCYJ \$299	-\$73	TS7433TCYJW	\$528	-\$300
42"	36"	36"	TS74QQTCYJ \$299	-\$73	TS74QQTCYJW	\$528	-\$300
48"	36"	36"	TS78QQTCYJ \$299	-\$73	TS78QQTCYJW	\$528	-\$300
54"	36"	36"	TS75QQTCYJ \$317	-\$73	TS75QQTCYJW	\$545	-\$300
66"	36"	36"	TS76QQTCYJ \$347	-\$76	TS76QQTCYJW	\$578	-\$303
48"	30"	30"	TS7833TCYJ \$299	-\$73	TS7833TCYJW	\$528	-\$300
54"	30"	30"	TS7533TCYJ \$317	-\$73	TS7533TCYJW	\$545	-\$300
66"	30"	30"	TS7633TCYJ \$347	-\$76	TS7633TCYJW	\$578	-\$303
48"	42"	42"	TS7844TCYJ \$317	-\$73	TS7844TCYJW	\$545	-\$300
54"	42"	42"	TS7544TCYJ \$317	-\$73	TS7544TCYJW	\$545	-\$300
54"	48"	48"	TS7588TCYJ \$347	-\$73	TS7588TCYJW	\$578	-\$300
66"	42"	42"	TS7644TCYJ \$347	-\$73	TS7644TCYJW	\$578	-\$300
78"	42"	42"	TS7744TCYJ \$371	-\$76	TS7744TCYJW	\$600	-\$300
66"	48"	48"	TS7688TCYJ \$347	-\$73	TS7688TCYJW	\$578	-\$300
78"	48"	48"	TS7788TCYJ \$399	-\$76	TS7788TCYJW	\$628	-\$303
66"	54"	54"	TS7655TCYJ \$347	-\$73	TS7655TCYJW	\$578	-\$300
78"	54"	54"	TS7755TCYJ \$399	-\$73	TS7755TCYJW	\$628	-\$300
78"	66"	66"	TS7766TCYJ \$399	-\$73	TS7766TCYJW	\$628	-\$300

▶ Specification Information, continued on next page

SIN 711.1

► Specification Information, continued from previous page

Specification Information								
Corresponding Panel Height			Style Number	Base Price	Option (Add \$ to Base Price)	Style Number	Base Price	Option (Add \$ to Base Price)
A	B	C			Omit Trim			Omit Trim



Tip: Junction includes:

- Y change-of-height junction
- V change-of-height trim
- 120° junction cap
- Aligner

Painted Trim					Wood Trim			
30"	36"	36"	TS73QQTCYJ	\$299	-\$73	TS73QQTCYJW	\$528	-\$300
30"	42"	42"	TS7344TCYJ	\$299	-\$73	TS7344TCYJW	\$528	-\$300
30"	48"	48"	TS7388TCYJ	\$299	-\$73	TS7388TCYJW	\$528	-\$300
30"	54"	54"	TS7355TCYJ	\$317	-\$73	TS7355TCYJW	\$545	-\$300
30"	66"	66"	TS7366TCYJ	\$347	-\$76	TS7366TCYJW	\$578	-\$303
36"	42"	42"	TS7Q44TCYJ	\$299	-\$73	TS7Q44TCYJW	\$528	-\$300
36"	48"	48"	TS7Q88TCYJ	\$299	-\$73	TS7Q88TCYJW	\$528	-\$300
36"	54"	54"	TS7Q55TCYJ	\$317	-\$73	TS7Q55TCYJW	\$545	-\$300
36"	66"	66"	TS7Q66TCYJ	\$347	-\$76	TS7Q66TCYJW	\$578	-\$303
42"	48"	48"	TS7488TCYJ	\$317	-\$73	TS7488TCYJW	\$545	-\$300
42"	54"	54"	TS7455TCYJ	\$317	-\$73	TS7455TCYJW	\$545	-\$300
42"	66"	66"	TS7466TCYJ	\$347	-\$73	TS7466TCYJW	\$578	-\$300
42"	78"	78"	TS7477TCYJ	\$371	-\$76	TS7477TCYJW	\$600	-\$300
48"	54"	54"	TS7855TCYJ	\$347	-\$73	TS7855TCYJW	\$578	-\$300
48"	66"	66"	TS7866TCYJ	\$347	-\$73	TS7866TCYJW	\$578	-\$300
48"	78"	78"	TS7877TCYJ	\$399	-\$76	TS7877TCYJW	\$628	-\$303
54"	66"	66"	TS7566TCYJ	\$347	-\$73	TS7566TCYJW	\$578	-\$300
54"	78"	78"	TS7577TCYJ	\$399	-\$73	TS7577TCYJW	\$628	-\$300
66"	78"	78"	TS7677TCYJ	\$399	-\$73	TS7677TCYJW	\$628	-\$300

Panels—Thin Trim

Wall-Start Junctions

SIN 711.1



Tip: When using in an off-module application, off-module panel connector must be ordered separately.

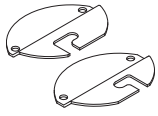
Standard Includes	Required to Specify
• Junction	Style number

Specification Information

Height	Style Number	Price
30"	TS730WPJ	\$206
36"	TS736WPJ	\$206
42"	TS742WPJ	\$206
48"	TS748WPJ	\$206
54"	TS754WPJ	\$206
66"	TS766WPJ	\$206
78"	TS778WPJ	\$288

Floor Anchor Bracket

SIN 711.1



Tip: Floor anchor bolts are not included.

Standard Includes	Required to Specify
• Two-piece floor anchor bracket: black paint only	Style number

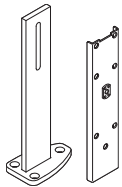
Specification Information	
Style Number	Price
CBRKTS	\$42

Panels—Thin Trim

Junction Stabilizer Brackets

SIN 711.1

Tip: Junction stabilizer bracket blocks power routing in the base and just above the base areas. Lay-in cable routing in the base is also blocked by the bracket.



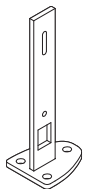
Tip: Junctions manufactured on or after October 10, 2011 will only work with TS7SBNJ junction stabilizer bracket.

Standard Includes	Required to Specify
-------------------	---------------------

- | | |
|-----------------------------|--------------|
| • Bracket: black paint only | Style number |
|-----------------------------|--------------|

Specification Information		
• Height	• Style Number	• Price

10½"	TS7SBNJ	\$77
------	----------------	------

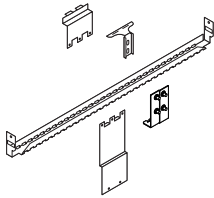


Tip: Junctions manufactured before October 10, 2011 will only work with TS7SB junction stabilizer bracket.

10½"	TS7SB	\$77
------	--------------	------

Off-Module Panel Connectors

SIN 711.1



Tip: Must be used with wall-start junctions, ordered separately.

▶ Page 69

Tip: Off-module panel connector works with thin, square, and oval style trims. Top cap filler included in package is only used with oval style trims. Thin and square style trims do not require a top cap filler.

Tip: Wall-start junctions manufactured before October 2002 will not work with off-module panel connectors.

Tip: When using with wall-start junction manufactured before October 10, 2011, the bottom bracket must be replaced with part number T500938MP from Service Parts.

Standard Includes	Required to Specify
<ul style="list-style-type: none"> • Top and bottom bracket • Bottom channel • Top cap filler (oval style): plastic 	<ul style="list-style-type: none"> 1 Style number 2 Plastic color number for filler ▶ See <i>Surface Materials</i>, page 248.

Specification Information

Width	Style Number	Price
24"	TS724BKT	\$262
30"	TS730BKT	\$262
36"	TS736BKT	\$262
42"	TS742BKT	\$262
48"	TS748BKT	\$262
60"	TS760BKT	\$262
72"	TS772BKT	\$262

Panels—Thin Trim

Stacking In-Line Panel Junctions–Thin Trim

SIN 711.1



Tip: Stacking in-line junctions do not require junction cap and trim.

Standard Includes	Required to Specify
<ul style="list-style-type: none"> • Junction • Fork connectors 	Style number

Specification Information		
Height	Style Number	Price
6"	TS76IPJS	\$120
12"	TS712IPJS	\$120
18"	TS718IPJS	\$120
24"	TS724IPJS	\$120

Stacking L, T, X, V, and Y Panel Junctions—Thin Trim

SIN 711.1

Tip: Stacking corner junctions do not include trim. Trim is specified separately to span entire height of base junction plus stacking junction.

Tip: Junction cap is not included and must be specified separately.



Standard Includes	Required to Specify
-------------------	---------------------

- Junction
- Fork connectors

Style number

Specification Information		
Height	Style Number	Price

L Panel Junctions

6"	TS76TLPJS	\$303
12"	TS712TLPJS	\$303
18"	TS718TLPJS	\$303
24"	TS724TLPJS	\$303
:	:	:

T Panel Junctions

6"	TS76TTPJS	\$303
12"	TS712TTPJS	\$303
18"	TS718TTPJS	\$303
24"	TS724TTPJS	\$303
:	:	:

X Panel Junctions

6"	TS76XPJS	\$310
12"	TS712XPJS	\$310
18"	TS718XPJS	\$310
24"	TS724XPJS	\$310
:	:	:

V Panel Junctions

6"	TS76TVPJS	\$382
12"	TS712TVPJS	\$382
18"	TS718TVPJS	\$382
24"	TS724TVPJS	\$382
:	:	:

Y Panel Junctions

6"	TS76YPJS	\$390
12"	TS712YPJS	\$390
18"	TS718YPJS	\$390
24"	TS724YPJS	\$390
:	:	:

Panels—Thin Trim

Stacking End-of-Run Panel Junctions—Thin Trim

SIN 711.1



Tip: Stacking end-of-run junctions do not include trim. Trim is specified separately to span entire height of base junction plus stacking junction.

Tip: 36" stacker is only used in build your own change-of-height applications. It should never be used as an end-of-run stacking junction.

Standard Includes	Required to Specify
<ul style="list-style-type: none"> • Junction • Fork connector 	Style number

Specification Information		
• Height	• Style Number	• Price
6"	TS76TEPJS	\$162
12"	TS712TEPJS	\$162
18"	TS718TEPJS	\$162
24"	TS724TEPJS	\$162
36"	TS736TEPJS	\$162
•	•	•

Stacking Wall-Start Junctions

SIN 711.1



Standard Includes	Required to Specify
<ul style="list-style-type: none"> • Junction • Fork connector 	Style number

Specification Information		
• Height	• Style Number	• Price
6"	TS76WPJS	\$310
12"	TS712WPJS	\$310
18"	TS718WPJS	\$310
24"	TS724WPJS	\$310
•	•	•

Panels—Thin Trim

Utility Pole -L, T, and X–Thin Trim

SIN 711.1



Tip: Works with L, T, or X base junctions of any height and T or X change-of-height junctions as long as at least two panels are at the tallest height.

Tip: If your application does not satisfy the above criteria, a square trim junction utility pole may be used.

Note: this will add 3" of dimension to the application.

▶ Page 138

Tip: Cannot be used with L change-of-height junctions.

Tip: Can only be used with junctions manufactured on or after October 10, 2011.

Tip: Does not include junction. Junction is ordered separately.

Tip: Order multipurpose power infeed separately.

▶ Page 214

Standard Includes	Required to Specify
<ul style="list-style-type: none"> • Utility pole: paint price group 1 • Ceiling trim plate: white paint only • Mounting brackets 	<ol style="list-style-type: none"> 1 Style number 2 Paint color number for utility pole 3 Options, if selected (see below) <p>▶ See <i>Surface Materials</i>, page 248.</p>

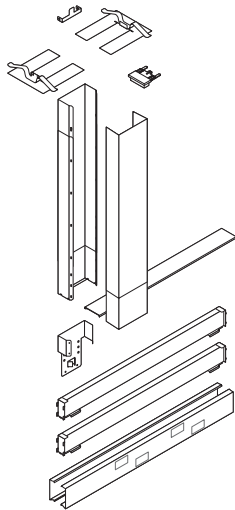
Options	Price	Required to Specify
Surface Materials <ul style="list-style-type: none"> • Paint price group 1 • Paint price group 2 • Paint price group 3 	No cost +\$11 +\$23	Specify paint color number. Specify paint color number. Specify paint color number.

Specification Information		
• Configuration	• Style Number	• Base Price
L, T, or X junctions	TS7TJUP	\$179
•	•	•
•	•	•
•	•	•

Utility Packages

SIN 711.1

Ceiling-Access Lay-In Utility Packages—Thin Trim



Tip: Order multipurpose power infeed separately.
▶ Page 214

Standard Includes		Required to Specify
<ul style="list-style-type: none"> Utility carrier and cover, one top cap, and two standard base trims: paint price group 1 Two lay-in horizontal connecting bars: black paint only Ceiling attachment hardware Junction cap for end-of-run applications: paint 		1 Style number 2 Paint color number for utility carrier and cover, top cap, base trim, and junction cap 3 Options, if selected (see below) ▶ See <i>Surface Materials</i> , page 248.
Options	Price	Required to Specify
Surface Materials <ul style="list-style-type: none"> Paint price group 1 Paint price group 2 Paint price group 3 	No cost +\$ 11 +\$ 23	Specify paint color number. Specify paint color number. Specify paint color number.
Top cap <ul style="list-style-type: none"> Wood group 1 Customiz stain on wood 	+\$190 No cost	Specify <i>with wood top cap</i> and select wood color number. Specify <i>with Customiz stain</i> .
Change-of-Height Top Cap <ul style="list-style-type: none"> Change-of-height at one end of top cap, slim Change-of-height at one end of top cap, cable management 	+\$ 6 +\$ 6	Specify <i>with change-of-height, one end slim</i> . Specify <i>with change-of-height, one end cable management</i> .
Base Cable Tray <ul style="list-style-type: none"> Base cable tray 	+\$ 5	Specify <i>with base cable tray</i> .

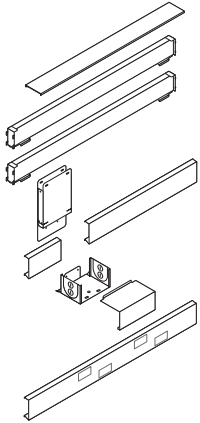
Specification Information		
Width	Style Number	Base Price
30"	TS730TSUC	\$ 815
36"	TS736TSUC	\$ 861
42"	TS742TSUC	\$ 939
48"	TS748TSUC	\$1024
:	:	:

Panels—Thin Trim

Utility Packages, continued

SIN 711.1

Floor-Access Lay-In Utility Packages–Thin Trim



Tip: 30"W lay-in utility package with floor-access is only available with change-of-height top cap at one end.

Tip: Order multipurpose power infeed separately.
▶ Page 214

Standard Includes	Required to Specify
<ul style="list-style-type: none"> • One top cap, one standard base trim, one modified base trim, and one base utility box: paint price group 1 • Two lay-in horizontal connecting bars: black paint only 	<ol style="list-style-type: none"> 1 Style number 2 Paint color number for top cap, base trim, and base utility box 3 Options, if selected (see below) <p>▶ See <i>Surface Materials</i>, page 248.</p>

Options	Price	Required to Specify
Surface Materials <ul style="list-style-type: none"> • Paint price group 1 • Paint price group 2 • Paint price group 3 	No cost +\$ 11 +\$ 23	Specify paint color number. Specify paint color number. Specify paint color number.
Top cap <ul style="list-style-type: none"> • Wood group 1 • Customiz stain on wood 	+\$190 No cost	Specify <i>with wood top cap</i> and select wood color number. Specify <i>with Customiz stain</i> .
Change-of-Height Top Cap <ul style="list-style-type: none"> • Change-of-height at one end of top cap, slim • Change-of-height at one end of top cap, cable management • Change-of-height at both ends of top cap on 36" - 48"W packages, slim • Change-of-height at both ends of top cap on 36" - 48"W packages, cable management • Change-of-height at both ends of top cap on 36" - 48"W packages, 1 end slim and one end cable management 	+\$ 6 +\$ 6 +\$ 6 +\$ 6 +\$ 6	Specify <i>with change-of-height, one end slim</i> . Specify <i>with change-of-height, one end cable management</i> . Specify <i>with change-of-height, both ends slim</i> . Specify <i>with change-of-height, both ends cable management</i> . Specify <i>with change-of-height, one end slim, one end cable management</i> .

Specification Information		
Width	Style Number	Base Price
30"	TS730TSUF	\$497
36"	TS736TSUF	\$527
42"	TS742TSUF	\$571
48"	TS748TSUF	\$624
:	:	:

End-of-Run Vertical Trims—Thin Trim

SIN 711.1



Standard Includes	Required to Specify
<ul style="list-style-type: none"> Trim: paint price group 1 or wood group 1 Aligner 	<ul style="list-style-type: none"> 1 Style number 2 Paint or wood color number for trim 3 Options, if selected (see below) ▶ See <i>Surface Materials</i>, page 248.

Options	Price	Required to Specify
Surface Materials <ul style="list-style-type: none"> Paint price group 1 Paint price group 2 Paint price group 3 	No cost +\$11 +\$23	Specify paint color number. Specify paint color number. Specify paint color number.
<ul style="list-style-type: none"> Customiz stain on wood 	No cost	Specify with <i>Customiz stain</i> .

Tip: When ordering vertical trim for a stacking application remember to specify it to span the full height of the base junction plus the stacking junction.

Tip: Thin vertical trim cannot be mixed with square and oval trim on an application. Thin trim must be used on the entire application.

Specification Information

Corresponding Panel Height	Style Number	Base Price	Style Number	Price
Painted Trim		Wood Trim		
30"	TS730TEVT	\$65	TS730TEVTW	\$277
36"	TS736TEVT	\$65	TS736TEVTW	\$277
42"	TS742TEVT	\$65	TS742TEVTW	\$277
48"	TS748TEVT	\$65	TS748TEVTW	\$277
54"	TS754TEVT	\$65	TS754TEVTW	\$277
60"	TS760TEVT	\$65	TS760TEVTW	\$277
66"	TS766TEVT	\$65	TS766TEVTW	\$277
72"	TS772TEVT	\$82	TS772TEVTW	\$347
78"	TS778TEVT	\$82	TS778TEVTW	\$347
84"	TS784TEVT	\$88	TS784TEVTW	\$393
90"	TS790TEVT	\$88	TS790TEVTW	\$393
:	:	:	:	:

L and T Vertical Trims—Thin Trim

SIN 711.1

Tip: When ordering vertical trim for a stacking application remember to specify it to span the full height of the base junction plus the stacking junction.

Tip: Thin vertical trim cannot be mixed with square or oval trim on an application. Thin trim must be used on the entire application.

Standard Includes	Required to Specify
-------------------	---------------------

- | | |
|---|--|
| <ul style="list-style-type: none"> Trim: paint price group 1 or wood group 1 | <ul style="list-style-type: none"> 1 Style number 2 Paint or wood color number for trim 3 Options, if selected (see below) ▶ See <i>Surface Materials</i>, page 248. |
|---|--|

Surface Materials	Options	Price	Required to Specify
-------------------	---------	-------	---------------------

Surface Materials	<ul style="list-style-type: none"> Paint price group 1 Paint price group 2 Paint price group 3 	<ul style="list-style-type: none"> No cost +\$11 +\$23 	<ul style="list-style-type: none"> Specify paint color number. Specify paint color number. Specify paint color number.
	<ul style="list-style-type: none"> Customiz stain on wood 	<ul style="list-style-type: none"> No cost 	<ul style="list-style-type: none"> Specify <i>with Customiz stain</i>.

Specification Information				
Corresponding Panel Height	Style Number	Base Price	Style Number	Price

	Painted L Vertical Trim		Wood L Vertical Trim	
30"	TS730TLVT	\$65	TS730TLVTW	\$277
36"	TS736TLVT	\$65	TS736TLVTW	\$277
42"	TS742TLVT	\$65	TS742TLVTW	\$277
48"	TS748TLVT	\$65	TS748TLVTW	\$277
54"	TS754TLVT	\$65	TS754TLVTW	\$277
60"	TS760TLVT	\$65	TS760TLVTW	\$277
66"	TS766TLVT	\$65	TS766TLVTW	\$277
72"	TS772TLVT	\$82	TS772TLVTW	\$347
78"	TS778TLVT	\$82	TS778TLVTW	\$347
84"	TS784TLVT	\$88	TS784TLVTW	\$393
90"	TS790TLVT	\$88	TS790TLVTW	\$393

	Painted T Vertical Trim		Wood T Vertical Trim	
30"	TS730TTVT	\$65	TS730TTVTW	\$277
36"	TS736TTVT	\$65	TS736TTVTW	\$277
42"	TS742TTVT	\$65	TS742TTVTW	\$277
48"	TS748TTVT	\$65	TS748TTVTW	\$277
54"	TS754TTVT	\$65	TS754TTVTW	\$277
60"	TS760TTVT	\$65	TS760TTVTW	\$277
66"	TS766TTVT	\$65	TS766TTVTW	\$277
72"	TS772TTVT	\$82	TS772TTVTW	\$347
78"	TS778TTVT	\$82	TS778TTVTW	\$347
84"	TS784TTVT	\$88	TS784TTVTW	\$393
90"	TS790TTVT	\$88	TS790TTVTW	\$393



V Vertical Trims—Thin Trim

SIN 711.1



Tip: When ordering vertical trim for a stacking application remember to specify it to span the full height of the base junction plus the stacking junction.

Tip: Thin vertical trim cannot be mixed with square and oval trim on an application. Thin trim must be used on the entire application.

Standard Includes	Required to Specify
-------------------	---------------------

- | | |
|---|--|
| Standard Includes | Required to Specify |
| <ul style="list-style-type: none"> Trim: paint price group 1 or wood group 1 | <ul style="list-style-type: none"> 1 Style number 2 Paint or wood color number for trim 3 Options, if selected (see below) ▶ See <i>Surface Materials</i>, page 248. |

Options	Price	Required to Specify
---------	-------	---------------------

Surface Materials	<ul style="list-style-type: none"> Paint price group 1 Paint price group 2 Paint price group 3 	No cost +\$11 +\$23	Specify paint color number. Specify paint color number. Specify paint color number.
	<ul style="list-style-type: none"> Customiz stain on wood 	No cost	Specify with <i>Customiz stain</i> .

Specification Information				
Corresponding Panel Height	Style Number	Base Price	Style Number	Price

	Painted Trim		Wood Trim	
30"	TS730TVVT	\$ 81	TS730TVVTW	\$309
36"	TS736TVVT	\$ 81	TS736TVVTW	\$309
42"	TS742TVVT	\$ 81	TS742TVVTW	\$309
48"	TS748TVVT	\$ 81	TS748TVVTW	\$309
54"	TS754TVVT	\$ 81	TS754TVVTW	\$309
60"	TS760TVVT	\$ 81	TS760TVVTW	\$309
66"	TS766TVVT	\$ 81	TS766TVVTW	\$309
72"	TS772TVVT	\$ 97	TS772TVVTW	\$380
78"	TS778TVVT	\$ 97	TS778TVVTW	\$380
84"	TS784TVVT	\$104	TS784TVVTW	\$424
90"	TS790TVVT	\$104	TS790TVVTW	\$424
:	:	:	:	:

End-of-Run/In-line Change-of-Height Trims—Thin Trim

SIN 711.1



Tip: Thin change-of-height trim cannot be used with square or oval top trim.

Standard Includes	Required to Specify
-------------------	---------------------

- | | |
|--|--|
| Standard Includes | Required to Specify |
| <ul style="list-style-type: none"> Trim: paint price group 1 or wood group 1 Aligner | <ol style="list-style-type: none"> Style number Paint or wood color number for trim Options, if selected (see below) <p>▶ See <i>Surface Materials</i>, page 248.</p> |

Surface Materials	Options	Price	Required to Specify
-------------------	---------	-------	---------------------

Surface Materials	<ul style="list-style-type: none"> Paint price group 1 Paint price group 2 Paint price group 3 	No cost +\$11 +\$23	Specify paint color number. Specify paint color number. Specify paint color number.
	<ul style="list-style-type: none"> Customiz stain on wood 	No cost	Specify <i>with Customiz stain</i> .

Specification Information		
---------------------------	--	--

Corresponding Panel Height	Style Number	Base Price

Painted Trim

6"	TS76TICHT	\$ 62
12"	TS712TICHT	\$ 62
18"	TS718TICHT	\$ 62
24"	TS724TICHT	\$ 62
30"	TS730TICHT	\$ 65
36"	TS736TICHT	\$ 65
:	:	:

Wood Trim

6"	TS76TICHTW	\$219
12"	TS712TICHTW	\$219
18"	TS718TICHTW	\$219
24"	TS724TICHTW	\$219
30"	TS730TICHTW	\$222
36"	TS736TICHTW	\$222
:	:	:

90° Corner Application Change-of-Height Trims—Thin Trim

90° Corner Application
Change-of-Height
Trims—Thin Trim

SIN 711.1

Tip: Thin change-of-height trim cannot be used with square or oval top trim.

Standard Includes	Required to Specify
<ul style="list-style-type: none"> Trim: paint price group 1 or wood group 1 	<ul style="list-style-type: none"> 1 Style number 2 Paint or wood color number for trim 3 Options, if selected (see below) ▶ See <i>Surface Materials</i>, page 248.

Options	Price	Required to Specify
Surface Materials <ul style="list-style-type: none"> Paint price group 1 Paint price group 2 Paint price group 3 	No cost	Specify paint color number.
	+\$11	Specify paint color number.
<ul style="list-style-type: none"> Customiz stain on wood 	+\$23	Specify paint color number.
<ul style="list-style-type: none"> Customiz stain on wood 	No cost	Specify <i>with Customiz stain</i> .

Specification Information				
Corresponding Panel Height	Style Number	Base Price	Style Number	Price

Painted Trim			Wood Trim		
L Corner Change-of-Height Trim					
6"	TS76TCLCHT	\$62	TS76TCLCHTW	\$219	
12"	TS712TCLCHT	\$62	TS712TCLCHTW	\$219	
18"	TS718TCLCHT	\$62	TS718TCLCHTW	\$219	
24"	TS724TCLCHT	\$62	TS724TCLCHTW	\$219	
30"	TS730TCLCHT	\$65	TS730TCLCHTW	\$222	
36"	TS736TCLCHT	\$65	TS736TCLCHTW	\$222	
T Corner Change-of-Height Trim					
6"	TS76TCTCHT	\$62	TS76TCTCHTW	\$219	
12"	TS712TCTCHT	\$62	TS712TCTCHTW	\$219	
18"	TS718TCTCHT	\$62	TS718TCTCHTW	\$219	
24"	TS724TCTCHT	\$62	TS724TCTCHTW	\$219	
30"	TS730TCTCHT	\$65	TS730TCTCHTW	\$222	
36"	TS736TCTCHT	\$65	TS736TCTCHTW	\$222	



Panels—Thin Trim

120° Corner Application Change-of-Height Trims—Thin Trim

SIN 711.1

Tip: Thin change-of-height trim cannot be used with square or oval top trim.

Standard Includes	Required to Specify
-------------------	---------------------

- | | |
|---|--|
| Standard Includes | Required to Specify |
| <ul style="list-style-type: none"> Trim: paint price group 1 or wood group 1 | <ul style="list-style-type: none"> 1 Style number 2 Paint or wood color number for trim 3 Options, if selected (see below) ▶ See <i>Surface Materials</i>, page 248. |

Options	Price	Required to Specify
Surface Materials <ul style="list-style-type: none"> Paint price group 1 Paint price group 2 Paint price group 3 	No cost +\$11 +\$23	Specify paint color number. Specify paint color number. Specify paint color number.
<ul style="list-style-type: none"> Customiz stain on wood 	No cost	Specify with <i>Customiz stain</i> .

Specification Information

Corresponding Panel Height	Style Number	Base Price	Style Number	Price
----------------------------	--------------	------------	--------------	-------

Painted Trim	Wood Trim
--------------	-----------

120° Corner Change-of-Height Trim				
6"	TS76T120CHT	\$62	TS76T120CHTW	\$219
12"	TS712T120CHT	\$62	TS712T120CHTW	\$219
18"	TS718T120CHT	\$62	TS718T120CHTW	\$219
24"	TS724T120CHT	\$62	TS724T120CHTW	\$219
30"	TS730T120CHT	\$65	TS730T120CHTW	\$222
36"	TS736T120CHT	\$65	TS736T120CHTW	\$222
V Corner Change-of-Height Trim				
6"	TS76TVCHT	\$62	TS76TVCHTW	\$219
12"	TS712TVCHT	\$62	TS712TVCHTW	\$219
18"	TS718TVCHT	\$62	TS718TVCHTW	\$219
24"	TS724TVCHT	\$62	TS724TVCHTW	\$219
30"	TS730TVCHT	\$65	TS730TVCHTW	\$222
36"	TS736TVCHT	\$65	TS736TVCHTW	\$222



Build Your Own Junction Components—Thin Trim

SIN 711.1

Junction Posts



Tip: Junction post can be used at an end-of-run configuration or to change a junction application between an L, T, X, V, or Y.

Tip: Junction block to post fasteners are included with junction blocks. For additional fasteners order part number T521882MP (quantity 50).

Standard Includes	Required to Specify
• Junction post	Style number

Specification Information		
• Height	• Style Number	• Price
36"	TS736JP	\$47
30"	TS730JP	\$47
42"	TS742JP	\$47
48"	TS748JP	\$47
54"	TS754JP	\$47
66"	TS766JP	\$47
78"	TS778JP	\$68
:	:	:

Panels—Thin Trim

Gripper Glide Caps



Tip: Gripper glide caps only work on glides of junctions that were manufactured on or after October 10, 2011.

Standard Includes	Required to Specify
• Package of 10 gripper glide caps: soft black plastic only	Style number

Specification Information	
• Style Number	• Price
TS7GGC10	\$42
:	:

Build Your Own Junction Components–Thin Trim, continued

SIN 711.1

Junction Blocks

Tip: When determining the number of junction blocks needed in a same-height corner, start with your lowest panel height. If the lowest height is 48" or less, start with 2 blocks. If the lowest height is 54" to 78" start with 3 blocks.

Tip: When determining the number of blocks needed in a change-of-height corner, please see How to Build Your Own Change-of-Height Applications in the Answer Solution Specification Guide.



Standard Includes	Required to Specify
<ul style="list-style-type: none"> • Junction blocks • Fasteners 	Style number

Specification Information			
• Application	• Package Quantity	• Style Number	• Price
90°	3	TS790JB3	\$32
90°	4	TS790JB4	\$42
90°	5	TS790JB5	\$54
120°	3	TS7120JB3	\$47
120°	4	TS7120JB4	\$65
120°	5	TS7120JB5	\$81
•	•	•	•

Inside Corner Light Seals



Standard Includes	Required to Specify
<ul style="list-style-type: none"> • Inside corner light seal, package of four: black plastic 	Style number

Specification Information		
• Height	• Style Number	• Price
54"	TS754ICLS	\$21
66"	TS766ICLS	\$21
78"	TS778ICLS	\$21
•	•	•


Tip: Inside corner light seals can be field cut for use on shorter panels.

Junction Caps

Tip: Aligners are specified separately.

Tip: 90° corner and 90° change-of-height corner junction cap include no aligners. All are specified separately.

Tip: 120° corner junction cap includes one integral aligner. Additional aligners are specified separately.



Standard Includes	Required to Specify
<ul style="list-style-type: none"> Junction cap: paint or wood group 1 	<ul style="list-style-type: none"> 1 Style number 2 Paint or wood color number for junction cap 3 Options, if selected (see below) ▶ See <i>Surface Materials</i>, page 248.

Options	Price	Required to Specify
Surface Materials	<ul style="list-style-type: none"> Paint price group 1 Paint price group 2 Paint price group 3 	<ul style="list-style-type: none"> No cost No cost No cost
	<ul style="list-style-type: none"> Customiz stain on wood 	<ul style="list-style-type: none"> No cost Specify with <i>Customiz stain</i>.

Specification Information				
Corresponding Panel Application	Style Number	Price	Style Number	Price

Painted Junction Cap			Wood Junction Cap		
90° corner	TS790JC	\$12	TS790JCW	\$84	
120° corner	TS7120JC	\$12	TS7120JCW	\$84	
90° change-of-height corner	TS790COHJC	\$12	TS790COHJCW	\$84	

Junction Cap and Trim Aligners

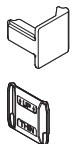
Standard Includes	Required to Specify
<ul style="list-style-type: none"> Junction cap aligner or vertical trim aligner 	<ul style="list-style-type: none"> Style number

Specification Information			
Description	Package Quantity	Style Number	Price



Junction Cap Aligner			
Corner aligner	10	TS7CJCA10	\$75

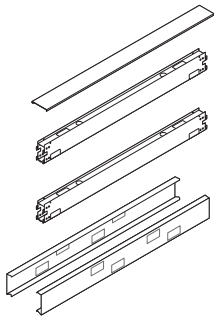
Vertical Trim Aligners			
L to T aligner	4	TS7LTA4	\$21
120° to V aligner	4	TS7120VA4	\$21



Base Horizontal Frame Packages—Thin Trim

For Panel Buildups

SIN 711.1



Tip: You must order vertical junctions separately to complete your frame.

▶ See pages 42–46.

Tip: Specify omit top cap when adding a frameless glass screen to a panel or when ordering spanning top caps.

Tip: Change-of-height top caps are only required in an in-line change-of-height application.

Tip: Remember to omit base trim(s) when using skins to the floor.

Tip: Omit base trim and separately specify hardwire base trims when accessing hardwire power in the base.

Tip: When open base trim option is selected, both base trims are omitted.

Tip: Base cable tray cannot be used if open base is selected, or if omit base trim is selected for one or both sides of panel.

Tip: Remember to order skins to complete the panel.

▶ See page 157.

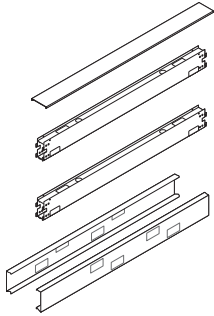
Standard Includes	Required to Specify
<ul style="list-style-type: none"> Standard length top cap: color default determined by base trim paint color Base trim with no knockouts (on 18"W): paint price group 1 Base trim with knockouts (24"W to 72"W): paint price group 1 Two horizontal connecting bars: black paint only 	<ul style="list-style-type: none"> 1 Style number 2 Paint or wood color number for trim 3 Options, if selected (see below) ▶ See <i>Surface Materials</i>, page 248.

Options	Price	Required to Specify
Surface Materials <ul style="list-style-type: none"> Paint price group 1 Paint price group 2 Paint price group 3 	<ul style="list-style-type: none"> No cost +\$11 +\$23 	<ul style="list-style-type: none"> Specify paint color number. Specify paint color number. Specify paint color number.
Top cap <ul style="list-style-type: none"> Omit top cap Wood group 1 Customiz stain on wood 	<ul style="list-style-type: none"> No cost Prices at right No cost 	<ul style="list-style-type: none"> Specify <i>omit top cap</i>. Specify <i>with wood top cap</i> and select wood color number. Specify <i>with Customiz stain</i>.
Change-of-Height Top Cap <ul style="list-style-type: none"> Change-of-height at one end of top cap Change-of-height at both ends of top cap on 36"W and wider packages 	<ul style="list-style-type: none"> +\$ 6 +\$ 6 	<ul style="list-style-type: none"> Specify <i>with change-of-height, one end</i>. Specify <i>with change-of-height, both ends</i>.
Base Trim <ul style="list-style-type: none"> Knockouts one side, plain one side (24"W to 72"W only) Plain both sides (24"W to 72"W only) Omit one side, knockouts one side, 24"W to 36"W Omit one side, knockouts one side, 42"W to 48"W Omit one side, knockouts one side, 60"W to 72"W Omit one side, plain one side, 18"W to 36"W Omit one side, plain one side, 42"W to 48"W Omit one side, plain one side, 60"W to 72"W Omit both sides, 18"W to 36"W Omit both sides, 42"W to 48"W Omit both sides, 60"W to 72"W 	<ul style="list-style-type: none"> No cost No cost -\$ 3 -\$ 4 -\$ 5 -\$ 3 -\$ 4 -\$ 5 -\$ 6 -\$ 8 -\$10 	<ul style="list-style-type: none"> Specify <i>with knockouts one side, plain one side</i>. Specify <i>with plain both sides</i>. Specify <i>with omit one side, knockouts one side</i>. Specify <i>with omit one side, knockouts one side</i>. Specify <i>with omit one side, knockouts one side</i>. Specify <i>with omit one side, plain one side</i>. Specify <i>with omit one side, plain one side</i>. Specify <i>with omit one side, plain one side</i>. Specify <i>with omit both sides</i>. Specify <i>with omit both sides</i>. Specify <i>with omit both sides</i>.
Open Base Trim <ul style="list-style-type: none"> Open base 	<ul style="list-style-type: none"> No cost 	<ul style="list-style-type: none"> Specify <i>with omit open base</i>.
Cable Tray <ul style="list-style-type: none"> Cable tray 	<ul style="list-style-type: none"> No cost 	<ul style="list-style-type: none"> Specify <i>with cable tray</i>.
Base Cable Tray <ul style="list-style-type: none"> Base cable tray 	<ul style="list-style-type: none"> +\$ 5 	<ul style="list-style-type: none"> Specify <i>with base cable tray</i>.

SIN 711.1

Specification Information

Width	Style Number	Base Price	Option (Add \$ to Base Price) Wood Top Cap
18"	TS718THF	\$ 77	+\$190
24"	TS724THF	\$ 81	+\$190
30"	TS730THF	\$ 87	+\$190
36"	TS736THF	\$ 92	+\$190
42"	TS742THF	\$105	+\$190
48"	TS748THF	\$111	+\$190
60"	TS760THF	\$140	+\$252
72"	TS772THF	\$194	+\$252

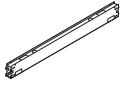


Panels—Thin Trim

Stacking Horizontal Frame Packages

For Panel Buildups

SIN 711.1



Tip: You must order vertical stacking junctions separately to complete your frame.

▶ Page 66

Tip: Top cap is not included. Use the top cap from the base panel you are stacking on.

Tip: If stacking a window kit, stacking horizontal frame package is not needed.

Tip: Remember to order skins to complete the panel.

▶ See page 157.

Standard Includes	Required to Specify
• One horizontal connecting bar: black paint only	Style number

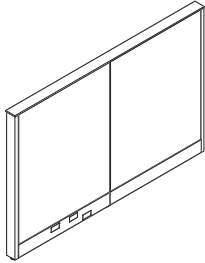
Specification Information		
• Width	• Style Number	• Price
18"	TS718HFS	\$17
24"	TS724HFS	\$21
30"	TS730HFS	\$22
36"	TS736HFS	\$24
42"	TS742HFS	\$27
48"	TS748HFS	\$29
60"	TS760HFS	\$35
72"	TS772HFS	\$49
:	:	:

Spanning Top Caps—Thin Trim

For Panel Buildups

Spanning Top Caps—Thin Trim

SIN 711.1



Tip: In-line spanning top cap lightseals should be specified for each in-line joint top cap it is spanning across.
▶ See page 198.

Tip: Spanning top caps can also be used on individual panels.

Standard Includes	Required to Specify
-------------------	---------------------

- Top cap: paint or wood group 1

- 1 Style number
- 2 Paint or wood color number for top cap
- 3 Options, if selected (see below)
- ▶ See *Surface Materials*, page 248.

Options	Price	Required to Specify
---------	-------	---------------------

Surface Materials	• Customiz stain on wood	No cost	Specify with <i>Customiz stain</i> .
Change-of-Height Top Cap	• Change-of-height at one end of top cap	+\$6	Specify with <i>change-of-height, one end</i> .
	• Change-of-height at both ends of top cap	+\$6	Specify with <i>change-of-height, both ends</i> .

Specification Information				
Width	Style Number	Base Price	Style Number	Base Price

Painted Top Cap			Wood Top Cap	
36"	TS736TTC	\$19	TS736TTCW	\$209
42"	TS742TTC	\$24	TS742TTCW	\$214
48"	TS748TTC	\$29	TS748TTCW	\$219
54"	TS754TTC	\$32	TS754TTCW	\$284
60"	TS760TTC	\$34	TS760TTCW	\$286
66"	TS766TTC	\$37	TS766TTCW	\$289
72"	TS772TTC	\$39	TS772TTCW	\$291
78"	TS778TTC	\$47	TS778TTCW	\$299
84"	TS784TTC	\$57	TS784TTCW	\$309
90"	TS790TTC	\$65	TS790TTCW	\$317
96"	TS796TTC	\$73	TS796TTCW	\$325
:	:	:	:	:

Panels—Thin Trim

Frameless Glass Screens with Recessed Attachment–Thin Trim

SIN 711.1

Tip: These screens are only to be used on panels with thin trims.

Tip: Remember to specify in-line spanning top cap lightseals if frameless glass screen is spanning two or more panels.

▶ See page 88.

Tip: Wall start application should be specified when using a wall start junction to attach to a wall or to be used in an off-module condition.

Tip: For widths of 72" or smaller, if spanning glass of two or more junctions, additional junction grommets will be needed. Two grommets per spanned junction should be ordered. Order service part package 89050001MP for a package of 20 grommets.

Standard Includes	Required to Specify
-------------------	---------------------

- Glass screen: 6500 Clear Glass
- Two supports for 24"–66" wide
- Three supports for 72"–96" wide
- Two top caps–thin trim: paint

- 1 Style number
- 2 Paint color number for top caps
- 3 Options, if selected (see below)
- ▶ See *Surface Materials*, page 248.

Options	Price	Required to Specify
---------	-------	---------------------

Surface Materials	Top cap		
	• Paint price group 1	No cost	Specify paint color number.
	• Paint price group 2	+\$11	Specify paint color number.
	• Paint price group 3	+\$23	Specify paint color number.
	• Wood group 1	Prices below and at right	Specify with <i>wood top cap</i> and select wood color number.
	• Customiz stain on wood	No cost	Specify with <i>Customiz stain</i> .
Change-of-Height Top Cap	• Change-of-height at one end of top cap	+\$ 6	Specify with <i>change-of-height, one end</i> .
Wall Start Application	• Wall start application	No cost	Specify with <i>wall start application</i> .
Glass Screen	• Omit glass screen	Prices below and at right	Specify with <i>omit screen</i> .
	• Frosted glass	Prices below and at right	Specify with <i>6530 Frosted Laminated Glass</i> .

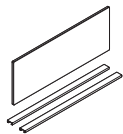
Specification Information

Width	Style Number	Base Price	Options (Add \$ to Base Price)		
			Wood Top Cap	Omit Glass	Frosted Glass

6"H Recessed Frameless Glass

24"	TS7624TFGR	\$336	+\$190	-\$ 70	+\$ 31
30"	TS7630TFGR	\$355	+\$190	-\$ 78	+\$ 43
36"	TS7636TFGR	\$376	+\$190	-\$ 81	+\$ 73
42"	TS7642TFGR	\$395	+\$190	-\$ 84	+\$112
48"	TS7648TFGR	\$412	+\$190	-\$ 90	+\$123
54"	TS7654TFGR	\$439	+\$252	-\$ 93	+\$140
60"	TS7660TFGR	\$469	+\$252	-\$ 98	+\$159
66"	TS7666TFGR	\$493	+\$252	-\$101	+\$172
72"	TS7672TFGR	\$517	+\$252	-\$105	+\$186
78"	TS7678TFGR	\$571	+\$252	-\$112	+\$194
84"	TS7684TFGR	\$626	+\$252	-\$118	+\$198
90"	TS7690TFGR	\$682	+\$252	-\$125	+\$215
96"	TS7696TFGR	\$734	+\$252	-\$133	+\$224

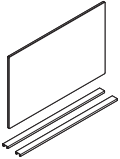
▶ Specification Information, continued on next page



► Specification Information, continued from previous page

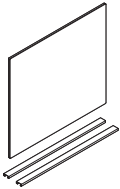
Specification Information

Width	Style Number	Base Price	Options (Add \$ to Base Price)		
			Wood Top Cap	Omit Glass	Frosted Glass



12"H Recessed Frameless Glass

24"	TS71224TFGR	\$ 417	+\$190	-\$ 87	+\$ 60
30"	TS71230TFGR	\$ 448	+\$190	-\$ 98	+\$ 79
36"	TS71236TFGR	\$ 483	+\$190	-\$104	+\$120
42"	TS71242TFGR	\$ 516	+\$190	-\$109	+\$176
48"	TS71248TFGR	\$ 543	+\$190	-\$119	+\$196
54"	TS71254TFGR	\$ 587	+\$252	-\$124	+\$224
60"	TS71260TFGR	\$ 628	+\$252	-\$130	+\$252
66"	TS71266TFGR	\$ 663	+\$252	-\$136	+\$278
72"	TS71272TFGR	\$ 701	+\$252	-\$141	+\$302
78"	TS71278TFGR	\$ 780	+\$252	-\$153	+\$318
84"	TS71284TFGR	\$ 858	+\$252	-\$163	+\$329
90"	TS71290TFGR	\$ 937	+\$252	-\$173	+\$363
96"	TS71296TFGR	\$1016	+\$252	-\$184	+\$381



18"H Recessed Frameless Glass

24"	TS71824TFGR	\$ 462	+\$190	-\$ 96	+\$ 90
30"	TS71830TFGR	\$ 509	+\$190	-\$111	+\$116
36"	TS71836TFGR	\$ 555	+\$190	-\$119	+\$170
42"	TS71842TFGR	\$ 603	+\$190	-\$126	+\$241
48"	TS71848TFGR	\$ 644	+\$190	-\$141	+\$269
54"	TS71854TFGR	\$ 704	+\$252	-\$150	+\$304
60"	TS71860TFGR	\$ 763	+\$252	-\$160	+\$341
66"	TS71866TFGR	\$ 815	+\$252	-\$167	+\$373
72"	TS71872TFGR	\$ 866	+\$252	-\$175	+\$404
78"	TS71878TFGR	\$ 971	+\$252	-\$192	+\$425
84"	TS71884TFGR	\$1076	+\$252	-\$204	+\$442
90"	TS71890TFGR	\$1181	+\$252	-\$218	+\$486
96"	TS71896TFGR	\$1287	+\$252	-\$234	+\$510

Panels—Thin Trim

Recessed Frameless Glass Top Cap Connector–Thin Trim

SIN 711.1



Tip: Recessed frameless glass top cap connector needs to be ordered in the following situations:

- when using a wall start junction and putting frameless glass with recessed attachment on the panel directly adjacent to the wall
- when using frameless glass with recessed attachment on an off-module fin panel
- when recessed frameless glass is adjacent to a corner junction and the recessed frameless glass top caps are located at a lower height than the junction cap.
- when recessed frameless glass is coming into an in-line change-of-height condition and the recessed frameless glass top caps are located on the lower panel height.
- when recessed frameless glass is adjacent to a utility pole.
- when frameless glass or top cap mounted storage is used on a panel that is adjacent to a boundary screen.

Standard Includes	Required to Specify
• One recessed frameless glass top cap connector	Style number

Specification Information

• Style Number	• Price
TS7TFGRC	\$16
•	•

Junction Grommets for Frameless Glass–Thin Trim

Standard Includes	Required to Specify
• Two standard junction grommets	Style number

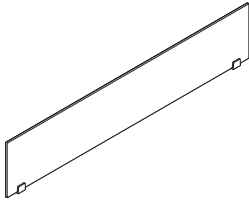
Specification Information

• Style Number	• Price
TS7FGJG	\$5
•	•

Frameless Glass Screens with Clip Attachment–Thin Trim

Frameless Glass
Screens with Clip
Attachment–Thin Trim

SIN 711.1



Tip: These screens are only to be used on panels with thin trims.

Tip: Remember to specify in-line spanning top cap lightseals if frameless glass screen is spanning two or more panels.
▶ See page 198.

Standard Includes	Required to Specify
<ul style="list-style-type: none"> • Glass screen: 6500 Clear Glass • Two brackets, 24"W to 84"W: paint • Three brackets, 90"W to 96"W: paint • Two supports • Thin profile top cap with holes: paint 	<ul style="list-style-type: none"> 1 Style number 2 Paint color number for brackets 3 Paint color number for top cap 4 Options, if selected (see below) ▶ See <i>Surface Materials</i>, page 248.

Options	Price	Required to Specify
Surface Materials Top cap <ul style="list-style-type: none"> • Paint price group 1 • Paint price group 2 • Paint price group 3 	<ul style="list-style-type: none"> No cost +\$11 +\$23 	<ul style="list-style-type: none"> Specify paint color number. Specify paint color number. Specify paint color number.
<ul style="list-style-type: none"> • Wood group 1 • Customiz stain on wood 	<ul style="list-style-type: none"> Prices below No cost 	<ul style="list-style-type: none"> Specify with <i>wood top cap</i> and select wood color number. Specify with <i>Customiz stain</i>.
Change-of-Height Top Cap <ul style="list-style-type: none"> • Change-of-height at one end of top cap 	<ul style="list-style-type: none"> +\$ 6 	<ul style="list-style-type: none"> Specify with <i>change-of-height, one end</i>.
Glass Screen <ul style="list-style-type: none"> • Omit glass screen • Frosted glass 	<ul style="list-style-type: none"> Prices below Prices below 	<ul style="list-style-type: none"> Specify with <i>omit screen</i>. Specify with <i>6530 Frosted Tempered Glass</i>.

Specification Information

Width	Style Number	Base Price	Options (Add \$ to Base Price)		
			Wood Top Cap	Omit Glass	Frosted Glass
24"	TS71224TFG	\$ 417	+\$190	-\$ 87	+\$ 60
30"	TS71230TFG	\$ 448	+\$190	-\$ 98	+\$ 79
36"	TS71236TFG	\$ 483	+\$190	-\$104	+\$120
42"	TS71242TFG	\$ 516	+\$190	-\$109	+\$176
48"	TS71248TFG	\$ 543	+\$190	-\$119	+\$196
60"	TS71260TFG	\$ 628	+\$252	-\$130	+\$252
72"	TS71272TFG	\$ 701	+\$252	-\$141	+\$302
78"	TS71278TFG	\$ 780	+\$252	-\$153	+\$318
84"	TS71284TFG	\$ 858	+\$252	-\$163	+\$329
90"	TS71290TFG	\$ 937	+\$252	-\$173	+\$363
96"	TS71296TFG	\$1016	+\$252	-\$184	+\$381
:	:	:	:	:	:

Panels—Thin Trim

Top Cap Mount Storage – Brackets

SIN 711.1

Tip: Top cap mounted storage can only be used with thin trim panels.

Tip: Brackets will be visible on the bottom of the storage unit. They can be painted to match the panel trim or storage unit.



Tip: Center mounted applications can accept storage units up to 25"D.



Tip: Aisleway applications can accept storage units up to 17"D.

Tip: Top caps and storage to complete the solution are specified separately.

Standard Includes	Required to Specify
-------------------	---------------------

- | | |
|--|---|
| <ul style="list-style-type: none"> • Two support brackets for centered mounted applications, if selected: paint price group 1 • Two support brackets for aisleway applications, for use with 30"W to 48" storage units, if selected: paint price group 1 • Three support brackets for aisle way applications, for use with 54"W to 72"W storage units, if selected: paint price group 1 | <ul style="list-style-type: none"> 1 Style number 2 Paint color number for bracket ▶ See <i>Surface Materials</i>, page 248. |
|--|---|

Surface Materials	Options	Price	Required to Specify
-------------------	---------	-------	---------------------

Surface Materials	• Paint price group 1	No cost	Specify paint color number.
	• Paint price group 2	+\$11	Specify paint color number.
	• Paint price group 3	+\$23	Specify paint color number.

Specification Information	
---------------------------	--

• Style Number	• Base Price
:	:
:	:

Center Mounted Applications

TS7CMB2	\$318
:	:

Aisleway Applications

For Use with 30"W to 48"W Storage Units

TS7CMBA2	\$318
-----------------	-------

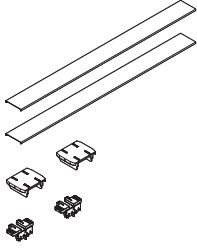
For Use with 54"W to 72"W Storage Units

TS7CMBA3	\$441
:	:

Top Cap Mounted Storage – Top Caps and Aligner Packages

Top Cap Mounted Storage
– Top Caps and Aligner
Packages

SIN 711.1



Tip: Top caps should be specified to match the width of the storage unit that is being top cap mounted. They do not necessarily match the width of the panel.

Tip: When top cap mounted storage units are on module with the panel, standard top caps from the horizontal frame package can be omitted. If the top cap mounted storage is being mounted off-module, standard top caps should NOT be omitted from the horizontal frame package.

Tip: Mounting brackets and storage to complete the solution are specified separately.

Standard Includes	Required to Specify
<ul style="list-style-type: none"> • Two top caps – thin trim: paint or wood group 1 • Aligner package: <ul style="list-style-type: none"> – Two end-of-run aligners – Two in-line aligners – One recessed-to-recessed aligner 	<ul style="list-style-type: none"> 1 Style number 2 Paint or wood color number for top cap 3 Options, if selected (see below) ▶ See <i>Surface Materials</i>, page 248.

Surface Materials	Options	Price	Required to Specify
	Top cap <ul style="list-style-type: none"> • Paint price group 1 • Paint price group 2 • Paint price group 3 	No cost +\$11 +\$23	Specify paint color number. Specify paint color number. Specify paint color number.

Specification Information		
Width	Style Number	Base Price

Top Cap and Aligner Packages – Painted		
30"	TS730TTCR	\$ 49
36"	TS736TTCR	\$ 55
42"	TS742TTCR	\$ 57
48"	TS748TTCR	\$ 59
54"	TS754TTCR	\$ 60
60"	TS760TTCR	\$ 62
66"	TS766TTCR	\$ 63
72"	TS772TTCR	\$ 69
:	:	:

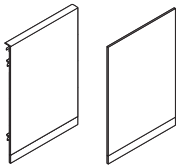
Top Cap and Aligner Packages – Wood		
30"	TS730TTCWR	\$239
36"	TS736TTCWR	\$245
42"	TS742TTCWR	\$247
48"	TS748TTCWR	\$249
54"	TS754TTCWR	\$250
60"	TS760TTCWR	\$252
66"	TS766TTCWR	\$253
72"	TS772TTCWR	\$259
:	:	:

Panels—Thin Trim

Panel Packages—Thin Trim

For Panel Buildups

SIN 711.1



Side 1 Side 2

Tip: You must order junctions separately to connect adjacent panels.

▶ See pages 42-46.

Tip: Remember to order receptacles and faceplates.
▶ See pages 208-211.

Tip: For further information about fabric direction, see page 252.

Tip: 72"W panels accommodate fabric in the horizontal application only.

Tip: Specify omit top cap when adding a frameless glass screen to a panel or when ordering spanning top caps.

Tip: Change-of-height top cap option should be specified only when using an in-line change-of-height application.


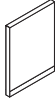
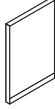

Tip: When open base trim option is selected, both base trims are omitted.

Tip: Base cable tray cannot be used if open base trim is selected.

Tip: 18"W panels can accommodate pass-through power only.

Standard Includes		Required to Specify	
<ul style="list-style-type: none"> Tackable acoustical skins on both sides of panel, fabric direction with horizontal application, if selected: fabric price group 1 Performance tackable acoustical skins on both sides of panel, fabric direction with horizontal application, if selected: fabric price group 1 Standard length top cap: color default determined by trim paint color Base trim with no knockouts (18"W): painted steel Base trim with knockouts (24"W to 72"W): painted steel Two horizontal connecting bars 		<ol style="list-style-type: none"> Style number Fabric color number for side 1 Fabric color number for side 2 Paint color number for trim Options, if selected (see below) <p>▶ See <i>Surface Materials</i>, page 248.</p>	
Options	Price	Required to Specify	
Surface Materials	Skin surface	Specify fabric color number.	
• Fabric price group A each side	–\$ 5	Specify fabric color number.	
• Fabric price group 1 each side	No cost	Specify fabric color number.	
• Fabric price group 2 each side	+\$ 27	Specify fabric color number.	
• Fabric price group 3 each side	+\$ 48	Specify fabric color number.	
• Fabric price group 4 each side	+\$ 77	Specify fabric color number.	
• Fabric price group 5 each side	+\$120	Specify fabric color number.	
• Fabric price group 6 each side	+\$165	Specify fabric color number.	
• Fabric price group 7 each side	+\$208	Specify fabric color number.	
• Fabric price group COM each side	+\$ 16	Specify fabric color number.	
	Fabric direction on 18"W to 60"W panels		
	• Vertical application, side 1	No cost	Specify with vertical application.
	• Vertical application, side 2	No cost	Specify with vertical application.
	Trim		
	• Paint price group 1	No cost	Specify paint color number.
	• Paint price group 2	+\$ 11	Specify paint color number.
	• Paint price group 3	+\$ 23	Specify paint color number.
	Top cap		
	• Omit top cap	No cost	Specify omit top cap.
	• Wood group 1 (18"W to 48"W)	+\$190	Specify with wood top cap and select wood color number.
	• Wood group 1 (60"W to 72"W)	+\$252	Specify with wood top cap and select wood color number.
	• Customiz stain on wood	No cost	Specify with Customiz stain.
	Change-of-Height Top Cap		
	• Change-of-height at one end of top cap	+\$ 6	Specify with change-of-height, one end.
	• Change-of-height at both ends of top cap	+\$ 6	Specify with change-of-height, both ends.
	Base Trim		
	• Knockouts one side, plain one side (24"W to 72"W only)	No cost	Specify with knockouts one side, plain one side.
	• Plain both sides (24"W to 72"W only)	No cost	Specify with plain both sides.
	• Open base	No cost	Specify with omit open base.
	Cable Tray		
	• Cable tray	No cost	Specify with cable tray.
	Base Cable Tray		
	• Base cable tray	+\$ 5	Specify with base cable tray.
	Power with 3+1, 2+2, or Three Separate Neutrals (3SN) Wiring Schematics		
	• One pass-through power harness 18"W to 48"W	+\$165	Specify with one pass-through harness and indicate wiring schematic type (3+1, 2+2, or 3SN).
	• One pass-through power harness 60"W to 72"W	+\$185	Specify with one pass-through harness and indicate wiring schematic type (3+1, 2+2, or 3SN).
	• One powerkit 24"W to 48"	+\$205	Specify with one powerkit and indicate wiring schematic type (3+1, 2+2, or 3SN).
	• One powerkit 60"W or 72"	+\$311	Specify with one powerkit and indicate wiring schematic type (3+1, 2+2, or 3SN).

Specification Information

42"H			48"H			54"H			66"H		
											
Width	Style Number	Base Price	Style Number	Base Price	Style Number	Base Price	Style Number	Base Price	Style Number	Base Price	

Panels—Thin Trim

Full Skin Tackable Acoustical Panel Packages

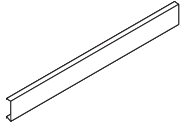
18"	TS74218TTF	\$372	TS74818TTF	\$378	TS75418TTF	\$388	TS76618TTF	\$456
24"	TS74224TTF	\$401	TS74824TTF	\$405	TS75424TTF	\$413	TS76624TTF	\$485
30"	TS74230TTF	\$429	TS74830TTF	\$436	TS75430TTF	\$444	TS76630TTF	\$511
36"	TS74236TTF	\$459	TS74836TTF	\$467	TS75436TTF	\$478	TS76636TTF	\$539
42"	TS74242TTF	\$508	TS74842TTF	\$513	TS75442TTF	\$523	TS76642TTF	\$588
48"	TS74248TTF	\$576	TS74848TTF	\$584	TS75448TTF	\$599	TS76648TTF	\$662
60"	TS74260TTF	\$680	TS74860TTF	\$688	TS75460TTF	\$702	TS76660TTF	\$762
72"	TS74272TTF	\$788	TS74872TTF	\$798	TS75472TTF	\$815	TS76672TTF	\$868

Full Skin Performance Tackable Acoustical Panel Packages

18"	TS74218TPF	\$403	TS74818TPF	\$413	TS75418TPF	\$421	TS76618TPF	\$495
24"	TS74224TPF	\$434	TS74824TPF	\$444	TS75424TPF	\$452	TS76624TPF	\$520
30"	TS74230TPF	\$466	TS74830TPF	\$475	TS75430TPF	\$485	TS76630TPF	\$550
36"	TS74236TPF	\$498	TS74836TPF	\$506	TS75436TPF	\$515	TS76636TPF	\$582
42"	TS74242TPF	\$543	TS74842TPF	\$554	TS75442TPF	\$562	TS76642TPF	\$638
48"	TS74248TPF	\$623	TS74848TPF	\$638	TS75448TPF	\$650	TS76648TPF	\$722
60"	TS74260TPF	\$733	TS74860TPF	\$745	TS75460TPF	\$760	TS76660TPF	\$823
72"	TS74272TPF	\$850	TS74872TPF	\$862	TS75472TPF	\$872	TS76672TPF	\$940

Base Trims

SIN 711.1



Tip: 18" wide base trim is only available in plain (no knockouts).

Standard Includes	Required to Specify
<ul style="list-style-type: none"> • Base trim with knockouts: paint 	<ul style="list-style-type: none"> 1 Style number 2 Paint color number for trim 3 Options, if selected (see below) ▶ See <i>Surface Materials</i>, page 248.

Options	Price	Required to Specify
Base Trim <ul style="list-style-type: none"> • Plain (24"W to 72"W only) 	No cost	Specify with no knockouts.

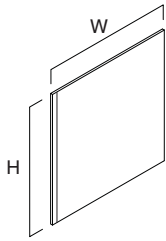
Specification Information		
Width	Style Number	Price
18"	TS718BT	\$17
24"	TS724BT	\$18
30"	TS730BT	\$19
36"	TS736BT	\$21
42"	TS742BT	\$22
48"	TS748BT	\$23
60"	TS760BT	\$25
72"	TS772BT	\$28

SIN 711.1

Answer Boundary Screens

Straight, Single-Connect For Use with Thin Trim Panels

SIN 711.1



Tip: Additional hardware upcharge is applied only when single-connect straight split style number is specified.

Tip: When specifying a boundary screen equal to or taller than an Answer panel, order a same height end-of-run junction for height of Answer panel with the omit trim option.

Tip: When attaching boundary screen to Answer panel with stacking segment, order a boundary screen, end-of-run junction, omit trim, add a change-of-height trim, and stacking junction.

Tip: When specifying a boundary screen shorter than Answer panel, order a same height end-of-run junction for height of Answer panel with the omit trim option, and order a change-of-height trim.

For laminate price group 2 pricing, please refer to the electronic catalog or SmartTools.

Tip: When specifying a split boundary screen, two screen widths will need to be specified.

Tip: Full-fill finish codes can be used to simplify specification of veneer boundary screens being used in settings with full-fill veneer products. The screen will not have the final fill coat applied, but the finish color will be consistent with the full-fill products.

Standard Includes	Required to Specify
-------------------	---------------------

- Screen: High-Pressure Laminate price group 1 or wood group 1 veneer
- Edge on laminate screen, if selected: plastic
- Height: 30"H–54"H
- Width:
 - Single-sided: 27"W–75"W
 - Spanning : 51"W–75"W
 - Split left and right: 25½"W–73½"W
- Connecting panel cover: paint price group 1
- 1½" adjustable glides
- Attachment hardware

- 1 Style number
- 2 Screen size type (see below under Required Selections)
- 3 Screen height(s)
- 4 Height of connecting panel (see below under Required Selections)
- 5 Screen width(s)
- 6 Handedness: on single-sided screens, if selected (see below under Required Selections)
- 7 High-Pressure Laminate or wood veneer color for screen
- 8 Plastic color number for edge on laminate screen, if selected
- 9 Grain direction
- 10 Paint color number for connecting panel cover
- 11 Options, if selected (see below)
 - ▶ See *Surface Materials*, page 248.

Required Component	Price
--------------------	-------

- | | | |
|----------------------------|---------------------------------|--------|
| Additional Hardware | • Single-connect straight split | +\$ 21 |
|----------------------------|---------------------------------|--------|

Required Selections	Price	Required to Specify
---------------------	-------	---------------------

Screen Size Type	• Modular • Parametric	No cost No cost	Specify with modular. Specify with parametric.
Height of Connecting Panel	• 30"H • 36"H • 42"H • 48"H • 54"H • 60"H • 66"H • 72"H • 78"H • 84"H • 90"H	No cost No cost No cost No cost No cost No cost No cost No cost No cost No cost No cost	Specify with 30"H. Specify with 36"H. Specify with 42"H. Specify with 48"H. Specify with 54"H. Specify with 60"H. Specify with 66"H. Specify with 72"H. Specify with 78"H. Specify with 84"H. Specify with 90"H.
Handedness (Single-Sided Screens Only)	• Right handed • Left handed	No cost No cost	Specify with single-sided right. Specify with single-sided left.

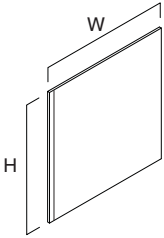
Options	Price	Required to Specify
---------	-------	---------------------

Surface Materials	Screen <ul style="list-style-type: none"> • Laminate price group 2 • Open Line laminate • Wood group 2 • Wood group 3 • Customiz stain • Full-fill finish on wood group 1 	See information at left +\$136 plus cost of laminate +\$136 +\$484 No cost No cost	Specify laminate color number. ▶ See <i>Surface Materials Reference Manual</i> . Specify wood color number. Specify wood color number. Specify with Customiz stain. Specify full-fill finish number.
	Connecting panel cover <ul style="list-style-type: none"> • Paint price group 2 • Paint price group 3 	+\$ 11 +\$ 23	Specify paint color number. Specify paint color number.
	Laminate wood grain direction <ul style="list-style-type: none"> • No direction • Horizontal • Vertical 	No cost No cost No cost	Specify with no direction. Specify with horizontal grain direction. Specify with vertical grain direction.
	Wood veneer grain direction <ul style="list-style-type: none"> • No direction • Horizontal • Vertical 	No cost No cost No cost	Specify with no direction. Specify with horizontal grain direction. Specify with vertical grain direction.

SIN 711.1

Specification Information

Style Number	Dimensions H	Screen Type	Base Prices								
			Modular Width	27"W	33"W	39"W	45"W	51"W	57"W	63"W	69" W
		Parametric Width	27"W – 32 ¹ / ₁₆ "W	33"W – 38 ¹ / ₁₆ "W	39"W – 44 ¹ / ₁₆ "W	45"W – 50 ¹ / ₁₆ "W	51"W – 56 ¹ / ₁₆ "W	57"W – 62 ¹ / ₁₆ "W	63"W – 68 ¹ / ₁₆ "W	69"W – 74 ¹ / ₁₆ "W	75"W



Panels—Thin Trim

Straight Single-Connect Boundary Screen—Single-Sided

High-Pressure Laminate

TS7SCSSD	Dimensions H	27"W	33"W	39"W	45"W	51"W	57"W	63"W	69" W	75"W
	30"H	\$523	\$ 625	\$ 728	\$ 830	\$ 933	\$1035	\$1138	\$1240	\$1343
	36"H	\$533	\$ 646	\$ 759	\$ 871	\$ 984	\$1097	\$1210	\$1322	\$1435
	42"H	\$543	\$ 666	\$ 789	\$ 912	\$1035	\$1158	\$1281	\$1404	\$1527
	48"H	\$554	\$ 687	\$ 820	\$ 953	\$1087	\$1220	\$1353	\$1486	\$1620
	54"H	\$564	\$ 707	\$ 851	\$ 994	\$1138	\$1281	\$1425	\$1568	\$1712

Wood Veneer

TS7SCSSD	Dimensions H	27"W	33"W	39"W	45"W	51"W	57"W	63"W	69" W	75"W
	30"H	\$708	\$ 892	\$1077	\$1261	\$1446	\$1630	\$1815	\$1999	\$2184
	36"H	\$769	\$ 969	\$1169	\$1368	\$1568	\$1768	\$1969	\$2168	\$2368
	42"H	\$830	\$1045	\$1261	\$1476	\$1691	\$1906	\$2122	\$2337	\$2552
	48"H	\$892	\$1123	\$1353	\$1583	\$1815	\$2045	\$2276	\$2506	\$2737
	54"H	\$954	\$1199	\$1446	\$1691	\$1938	\$2183	\$2430	\$2675	\$2922

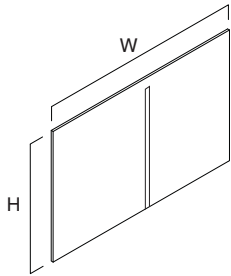
► Specification Information, continued on next page

Answer Boundary Screens Straight, Single-Connect For Use with Thin Trim Panels, continued

SIN 711.1

► Specification Information, continued from previous page

Specification Information											
Style Number	Dimensions H	Screen Type	Base Prices								
			Modular Width	27"W	33"W	39"W	45"W	51"W	57"W	63"W	69"W
		Parametric Width	27"W – 32 ¹⁵ / ₁₆ "W	33"W – 38 ¹⁵ / ₁₆ "W	39"W – 44 ¹⁵ / ₁₆ "W	45"W – 50 ¹⁵ / ₁₆ "W	51"W – 56 ¹⁵ / ₁₆ "W	57"W – 62 ¹⁵ / ₁₆ "W	63"W – 68 ¹⁵ / ₁₆ "W	69"W – 74 ¹⁵ / ₁₆ "W	75"W



Straight Single-Connect Boundary Screen—Spanning

High-Pressure Laminate

TS7SCSPN	Dimensions H	27"W	33"W	39"W	45"W	51"W	57"W	63"W	69"W	75"W
	30"H	N.A.	N.A.	N.A.	N.A.	\$ 933	\$1035	\$1138	\$1240	\$1343
	36"H	N.A.	N.A.	N.A.	N.A.	\$ 984	\$1097	\$1210	\$1322	\$1435
	42"H	N.A.	N.A.	N.A.	N.A.	\$1035	\$1158	\$1281	\$1404	\$1527
	48"H	N.A.	N.A.	N.A.	N.A.	\$1087	\$1220	\$1353	\$1486	\$1620
	54"H	N.A.	N.A.	N.A.	N.A.	\$1138	\$1281	\$1425	\$1568	\$1712

Wood Veneer

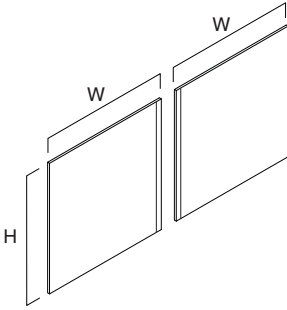
TS7SCSPN	Dimensions H	27"W	33"W	39"W	45"W	51"W	57"W	63"W	69"W	75"W
	30"H	N.A.	N.A.	N.A.	N.A.	\$1446	\$1630	\$1815	\$1999	\$2184
	36"H	N.A.	N.A.	N.A.	N.A.	\$1568	\$1768	\$1969	\$2168	\$2368
	42"H	N.A.	N.A.	N.A.	N.A.	\$1691	\$1906	\$2122	\$2337	\$2552
	48"H	N.A.	N.A.	N.A.	N.A.	\$1815	\$2045	\$2276	\$2506	\$2737
	54"H	N.A.	N.A.	N.A.	N.A.	\$1938	\$2183	\$2430	\$2675	\$2922

► Specification Information, continued on next page

SIN 711.1

► Specification Information, continued from previous page

Specification Information											
Style Number	Dimensions H	Screen Type	Base Prices								
			Modular Width	25½"W	31½"W	37½"W	43½"W	49½"W	55½"W	61½"W	67½"W
Parametric Width	25½"W - 31½"W	31½"W - 37½"W	37½"W - 43½"W	43½"W - 49½"W	49½"W - 55½"W	55½"W - 61½"W	61½"W - 67½"W	67½"W - 73½"W	73½"W		
			31⅞"W	37⅞"W	43⅞"W	49⅞"W	55⅞"W	61⅞"W	67⅞"W	73⅞"W	



Panels—Thin Trim

Straight Single-Connect Boundary Screens—Split

High-Pressure Laminate

TS7SCSPT	Dimensions H	25½"W	31½"W	37½"W	43½"W	49½"W	55½"W	61½"W	67½"W	73½"W
	30"H	\$523	\$ 625	\$ 728	\$ 830	\$ 933	\$1035	\$1138	\$1240	\$1343
	36"H	\$533	\$ 646	\$ 759	\$ 871	\$ 984	\$1097	\$1210	\$1322	\$1435
	42"H	\$543	\$ 666	\$ 789	\$ 912	\$1035	\$1158	\$1281	\$1404	\$1527
	48"H	\$554	\$ 687	\$ 820	\$ 953	\$1087	\$1220	\$1353	\$1486	\$1620
	54"H	\$564	\$ 707	\$ 851	\$ 994	\$1138	\$1281	\$1425	\$1568	\$1712

Wood Veneer

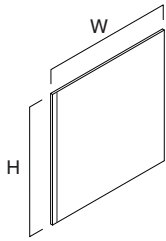
TS7SCSPT	Dimensions H	25½"W	31½"W	37½"W	43½"W	49½"W	55½"W	61½"W	67½"W	73½"W
	30"H	\$708	\$ 892	\$1077	\$1261	\$1446	\$1630	\$1815	\$1999	\$2184
	36"H	\$769	\$ 969	\$1169	\$1368	\$1568	\$1768	\$1969	\$2168	\$2368
	42"H	\$830	\$1045	\$1261	\$1476	\$1691	\$1906	\$2122	\$2337	\$2552
	48"H	\$892	\$1123	\$1353	\$1583	\$1815	\$2045	\$2276	\$2506	\$2737
	54"H	\$954	\$1199	\$1446	\$1691	\$1938	\$2183	\$2430	\$2675	\$2922

Tip: When specifying a split boundary screen, two screen widths need to be specified. The final price will include the price of both individual screen segments.

Answer Boundary Screens

Straight, Dual-Connect For Use with Thin Trim Panels

SIN 711.1



Tip: Additional hardware upcharge is applied only when single-connect straight split style number is specified.

Tip: When specifying a boundary screen equal to or taller than an Answer panel, order a same height end-of-run junction for height of Answer panel with the omit trim option.

Tip: When attaching boundary screen to Answer panel with stacking segment, order a boundary screen, end-of-run junction, omit trim, add a change-of-height trim, and stacking junction.

Tip: When specifying a boundary screen shorter than Answer panel, order a same height end-of-run junction for height of Answer panel with the omit trim option, and order a change-of-height trim.

For laminate price group 2 pricing, please refer to the electronic catalog or SmartTools.

Tip: When specifying a split boundary screen, two screen widths will need to be specified.

Tip: Full-fill finish codes can be used to simplify specification of veneer boundary screens being used in settings with full-fill veneer products. The screen will not have the final fill coat applied, but the finish color will be consistent with the full-fill products.

Standard Includes	Required to Specify
<ul style="list-style-type: none"> Screen: High-Pressure Laminate price group 1 or wood group 1 veneer Edge on laminate screen: plastic, if selected Height: 30"H–54"H Width: <ul style="list-style-type: none"> – Single-sided: 27"W–75"W – Spanning: 51"W–75"W – Split left and right: 25½"W–73½"W Connecting panel cover: paint price group 1 1½" adjustable glides Attachment hardware 	<ol style="list-style-type: none"> Style number Screen size type (see below under Required Selections) Screen height(s) Height of connecting panel (see below under Required Selections) Screen width(s) Handedness: on single-sided screens, if selected (see below under Required Selections) High-Pressure Laminate or wood veneer color for screen Plastic color number for edge on laminate screen, if selected Grain direction Paint color number for connecting panel cover Options, if selected (see below) <ul style="list-style-type: none"> ▶ See <i>Surface Materials</i>, page 248.

Required Component	Price
Additional Hardware	• Dual-connect straight split +\$ 21

Required Selections	Price	Required to Specify
Screen Size Type	• Modular • Parametric	No cost No cost Specify with modular. Specify with parametric.
Height of Connecting Panel	• 30"H • 36"H • 42"H • 48"H • 54"H • 60"H • 66"H • 72"H • 78"H • 84"H • 90"H	No cost No cost No cost No cost No cost No cost No cost No cost No cost No cost No cost Specify with 30"H. Specify with 36"H. Specify with 42"H. Specify with 48"H. Specify with 54"H. Specify with 60"H. Specify with 66"H. Specify with 72"H. Specify with 78"H. Specify with 84"H. Specify with 90"H.

Handedness (Single-Sided Screens Only)	Price	Required to Specify
• Right handed	No cost	Specify with single-sided right.
• Left handed	No cost	Specify with single-sided left.

Options	Price	Required to Specify
Surface Materials		
Screen		
• Laminate price group 2	See information at left	Specify laminate color number.
• Open Line laminate	+\$136 plus cost of laminate	▶ See <i>Surface Materials Reference Manual</i> .
• Wood group 2	+\$136	Specify wood color number.
• Wood group 3	+\$484	Specify wood color number.
• Customiz stain	No cost	Specify with Customiz stain.
• Full-fill finish on wood group 1	No cost	Specify full-fill finish number.

Connecting panel cover	Price	Required to Specify
• Paint price group 2	+\$ 11	Specify paint color number.
• Paint price group 3	+\$ 23	Specify paint color number.

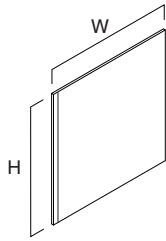
Laminate wood grain direction	Price	Required to Specify
• No direction	No cost	Specify with no direction.
• Horizontal	No cost	Specify with horizontal grain direction.
• Vertical	No cost	Specify with vertical grain direction.

Wood veneer grain direction	Price	Required to Specify
• No direction	No cost	Specify with no direction.
• Horizontal	No cost	Specify with horizontal grain direction.
• Vertical	No cost	Specify with vertical grain direction.

SIN 711.1

Specification Information

Style Number	Dimensions H	Screen Type	Base Prices								
			Modular Width	27"W	33"W	39"W	45"W	51"W	57"W	63"W	69" W
Parametric Width			27"W – 32 ¹⁵ / ₁₆ "W	33"W – 38 ¹⁵ / ₁₆ "W	39"W – 44 ¹⁵ / ₁₆ "W	45"W – 50 ¹⁵ / ₁₆ "W	51"W – 56 ¹⁵ / ₁₆ "W	57"W – 62 ¹⁵ / ₁₆ "W	63"W – 68 ¹⁵ / ₁₆ "W	69"W – 74 ¹⁵ / ₁₆ "W	75"W



Panels—Thin Trim

Straight Dual-Connect Boundary Screen—Single-Sided

High-Pressure Laminate

TS7DCSSD	Dimensions H	27"W	33"W	39"W	45"W	51"W	57"W	63"W	69" W	75"W
	30"H	\$308	\$ 369	\$ 431	\$ 492	\$ 554	\$ 615	\$ 677	\$ 738	\$ 800
	36"H	\$318	\$ 384	\$ 451	\$ 518	\$ 584	\$ 651	\$ 718	\$ 784	\$ 851
	42"H	\$328	\$ 400	\$ 472	\$ 543	\$ 615	\$ 687	\$ 759	\$ 830	\$ 902
	48"H	\$338	\$ 415	\$ 492	\$ 569	\$ 646	\$ 723	\$ 800	\$ 876	\$ 953
	54"H	\$349	\$ 431	\$ 513	\$ 595	\$ 677	\$ 759	\$ 841	\$ 923	\$1005

Wood Veneer

TS7DCSSD	Dimensions H	27"W	33"W	39"W	45"W	51"W	57"W	63"W	69" W	75"W
	30"H	\$564	\$ 718	\$ 872	\$1025	\$1179	\$1333	\$1487	\$1640	\$1794
	36"H	\$646	\$ 809	\$ 974	\$1138	\$1302	\$1466	\$1630	\$1794	\$1958
	42"H	\$728	\$ 902	\$1077	\$1250	\$1425	\$1599	\$1774	\$1947	\$2122
	48"H	\$810	\$ 994	\$1179	\$1363	\$1548	\$1733	\$1917	\$2101	\$2286
	54"H	\$892	\$1087	\$1282	\$1477	\$1671	\$1866	\$2061	\$2256	\$2450

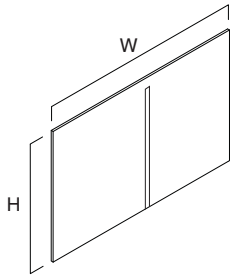
► Specification Information, continued on next page

Answer Boundary Screens Straight, Dual-Connect For Use with Thin Trim Panels, continued

SIN 711.1

► Specification Information, continued from previous page

Specification Information											
Style Number	Dimensions H	Screen Type	Base Prices								
			Modular Width	27"W	33"W	39"W	45"W	51"W	57"W	63"W	69"W
		Parametric Width	27"W – 32 ¹⁵ / ₁₆ "W	33"W – 38 ¹⁵ / ₁₆ "W	39"W – 44 ¹⁵ / ₁₆ "W	45"W – 50 ¹⁵ / ₁₆ "W	51"W – 56 ¹⁵ / ₁₆ "W	57"W – 62 ¹⁵ / ₁₆ "W	63"W – 68 ¹⁵ / ₁₆ "W	69"W – 74 ¹⁵ / ₁₆ "W	75"W



Straight Dual-Connect Boundary Screen—Spanning

High-Pressure Laminate

TS7DCSPN	Dimensions H	27"W	33"W	39"W	45"W	51"W	57"W	63"W	69"W	75"W
	30"H	N.A.	N.A.	N.A.	N.A.	\$ 554	\$ 615	\$ 677	\$ 738	\$ 800
	36"H	N.A.	N.A.	N.A.	N.A.	\$ 584	\$ 651	\$ 718	\$ 784	\$ 851
	42"H	N.A.	N.A.	N.A.	N.A.	\$ 615	\$ 687	\$ 759	\$ 830	\$ 902
	48"H	N.A.	N.A.	N.A.	N.A.	\$ 646	\$ 723	\$ 800	\$ 876	\$ 953
	54"H	N.A.	N.A.	N.A.	N.A.	\$ 677	\$ 759	\$ 841	\$ 923	\$1005

Wood Veneer

TS7DCSPN	Dimensions H	27"W	33"W	39"W	45"W	51"W	57"W	63"W	69"W	75"W
	30"H	N.A.	N.A.	N.A.	N.A.	\$1179	\$1333	\$1487	\$1640	\$1794
	36"H	N.A.	N.A.	N.A.	N.A.	\$1302	\$1466	\$1630	\$1794	\$1958
	42"H	N.A.	N.A.	N.A.	N.A.	\$1425	\$1599	\$1774	\$1947	\$2122
	48"H	N.A.	N.A.	N.A.	N.A.	\$1548	\$1733	\$1917	\$2101	\$2286
	54"H	N.A.	N.A.	N.A.	N.A.	\$1671	\$1866	\$2061	\$2256	\$2450

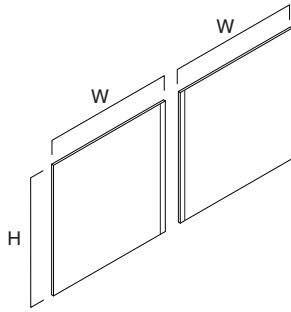
Tip: When specifying a boundary screen shorter than Answer panel, order a boundary screen, end-of-run junction for height of Answer panel, omit trim, and add a change-of-height trim.

► Specification Information, continued on next page

SIN 711.1

► Specification Information, continued from previous page

Specification Information											
Style Number	Dimensions H	Screen Type	Base Prices								
			Modular Width	25½"W	31½"W	37½"W	43½"W	49½"W	55½"W	61½"W	67½"W
Parametric Width			25½"W -	31½"W -	37½"W -	43½"W -	49½"W -	55½"W -	61½"W -	67½"W -	73½"W
			31⅞"W	37⅞"W	43⅞"W	49⅞"W	55⅞"W	61⅞"W	67⅞"W	73⅞"W	



Straight Dual-Connect Boundary Screens—Split

High-Pressure Laminate

TS7DCSPT	Dimensions H	25½"W	31½"W	37½"W	43½"W	49½"W	55½"W	61½"W	67½"W	73½"W
	30"H	\$308	\$ 369	\$ 431	\$ 492	\$ 554	\$ 615	\$ 677	\$ 738	\$ 800
	36"H	\$318	\$ 384	\$ 451	\$ 518	\$ 584	\$ 651	\$ 718	\$ 784	\$ 851
	42"H	\$328	\$ 400	\$ 472	\$ 543	\$ 615	\$ 687	\$ 759	\$ 830	\$ 902
	48"H	\$338	\$ 415	\$ 492	\$ 569	\$ 646	\$ 723	\$ 800	\$ 876	\$ 953
	54"H	\$349	\$ 431	\$ 513	\$ 595	\$ 677	\$ 759	\$ 841	\$ 923	\$1005

Wood Veneer

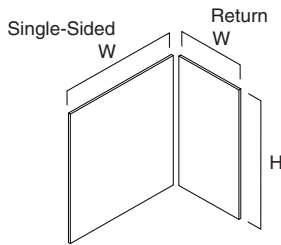
TS7DCSPT	Dimensions H	25½"W	31½"W	37½"W	43½"W	49½"W	55½"W	61½"W	67½"W	73½"W
	30"H	\$564	\$ 718	\$ 872	\$1025	\$1179	\$1333	\$1487	\$1640	\$1794
	36"H	\$646	\$ 809	\$ 974	\$1138	\$1302	\$1466	\$1630	\$1794	\$1958
	42"H	\$728	\$ 902	\$1077	\$1250	\$1425	\$1599	\$1774	\$1947	\$2122
	48"H	\$810	\$ 994	\$1179	\$1363	\$1548	\$1733	\$1917	\$2101	\$2286
	54"H	\$892	\$1087	\$1282	\$1477	\$1671	\$1866	\$2061	\$2256	\$2450

Tip: When specifying a split boundary screen, two screen widths need to be specified. The final price will include the price of both individual screen segments.

Answer Boundary Screens

L Return, Single-Connect For Use with Thin Trim Panels

SIN 711.1



Tip: Additional hardware upcharges are applied only when single-connect single-sided L return, or single-connect split L style numbers are specified.

Tip: When specifying a boundary screen equal to or taller than an Answer panel, order a same height end-of-run junction for height of Answer panel with the omit trim option.

Tip: When attaching boundary screen to Answer panel with stacking segment, order a boundary screen, end-of-run junction, omit trim, add a change-of-height trim, and stacking junction.

Tip: When specifying a boundary screen shorter than Answer panel, order a same height end-of-run junction for height of Answer panel with the omit trim option, and order a change-of-height trim.

For laminate price group 2 pricing, please refer to the electronic catalog or SmartTools.

Tip: When specifying a split L return boundary screen, four screen widths will need to be specified.

Tip: Full-fill finish codes can be used to simplify specification of veneer boundary screens being used in settings with full-fill veneer products. The screen will not have the final fill coat applied, but the finish color will be consistent with the full-fill products.

Standard Includes	Required to Specify
-------------------	---------------------

- Primary and return screen: High-Pressure Laminate price group 1 or wood group 1 veneer
- Edge on laminate screen: plastic, if selected
- Height: 30"H–54"H
- Width:
 - Single-sided: 27"W–75"W
 - Split left and right: 25½"W–73½"W
- Connecting panel cover: paint price group 1
- 1½" adjustable glides
- Attachment hardware

- 1 Style number
 - 2 Screen size type (see below under Required Selections)
 - 3 Screen height(s)
 - 4 Height of connecting panel (see below under Required Selections)
 - 5 Screen width(s)
 - 6 Handedness: on single-sided screens, if selected (see below under Required Selections)
 - 7 High-Pressure Laminate or wood veneer color for screen
 - 8 Plastic color number for edge on laminate screen, if selected
 - 9 Grain direction
 - 10 Paint color number for connecting panel cover
 - 11 Options, if selected (see below)
- ▶ See *Surface Materials*, page 248.

Additional Hardware	Required Component	Price
---------------------	--------------------	-------

- | | | |
|----------------------------|--|--------|
| Additional Hardware | • Single-connect single-sided L return | +\$ 41 |
| | • Single-connect split L return | +\$ 62 |

Screen Size Type	Required Selections	Price	Required to Specify
------------------	---------------------	-------	---------------------

- | | | | |
|-------------------------|--------------|---------|----------------------------------|
| Screen Size Type | • Modular | No cost | Specify with <i>modular</i> . |
| | • Parametric | No cost | Specify with <i>parametric</i> . |

- | | | | |
|-----------------------------------|---------|----------------------------|----------------------------|
| Height of Connecting Panel | • 30"H | No cost | Specify with <i>30"H</i> . |
| | • 36"H | No cost | Specify with <i>36"H</i> . |
| | • 42"H | No cost | Specify with <i>42"H</i> . |
| | • 48"H | No cost | Specify with <i>48"H</i> . |
| | • 54"H | No cost | Specify with <i>54"H</i> . |
| | • 60"H | No cost | Specify with <i>60"H</i> . |
| | • 66"H | No cost | Specify with <i>66"H</i> . |
| | • 72"H | No cost | Specify with <i>72"H</i> . |
| | • 78"H | No cost | Specify with <i>78"H</i> . |
| | • 84"H | No cost | Specify with <i>84"H</i> . |
| • 90"H | No cost | Specify with <i>90"H</i> . | |

- | | | | |
|---|----------------|---------|--|
| Handedness (Single-Sided Screens Only) | • Right handed | No cost | Specify with <i>single-sided right</i> . |
| | • Left handed | No cost | Specify with <i>single-sided left</i> . |

Surface Materials	Screen	Price	Required to Specify
-------------------	--------	-------	---------------------

- | | | | |
|--------------------------|------------------------------------|--|---|
| Surface Materials | • Laminate price group 2 | See information at left +\$136 plus cost of laminate | Specify laminate color number.
▶ See <i>Surface Materials Reference Manual</i> . |
| | • Open Line laminate | | |
| Screen | • Wood group 2 | +\$136 | Specify wood color number. |
| | • Wood group 3 | +\$484 | Specify wood color number. |
| | • Customiz stain | No cost | Specify with <i>Customiz stain</i> . |
| | • Full-fill finish on wood group 1 | No cost | Specify full-fill finish number. |

- | | | | |
|-------------------------------|-----------------------|--------|-----------------------------|
| Connecting panel cover | • Paint price group 2 | +\$ 11 | Specify paint color number. |
| | • Paint price group 3 | +\$ 23 | Specify paint color number. |

- | | | | |
|--------------------------------------|----------------|---------|--|
| Laminate wood grain direction | • No direction | No cost | Specify with <i>no direction</i> . |
| | • Horizontal | No cost | Specify with <i>horizontal grain direction</i> . |
| | • Vertical | No cost | Specify with <i>vertical grain direction</i> . |

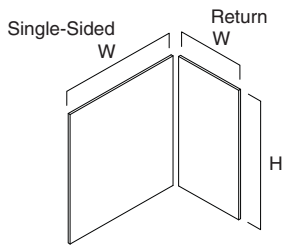
▶ Options, continued on next page

SIN 711.1

► Options, continued from previous page

Options	Price	Required to Specify
Surface Materials, continued	Wood veneer grain direction	
	• No direction	No cost
	• Horizontal	No cost
	• Vertical	No cost
		Specify with no direction. Specify with horizontal grain direction. Specify with vertical grain direction.

Specification Information											
Style Number	Dimensions H	Screen Type	Base Prices								
			Modular Width	27"W	33"W	39"W	45"W	51"W	57"W	63"W	69" W
		Parametric Width	27"W – 32 ¹ / ₁₆ "W	33"W – 38 ¹ / ₁₆ "W	39"W – 44 ¹ / ₁₆ "W	45"W – 50 ¹ / ₁₆ "W	51"W – 56 ¹ / ₁₆ "W	57"W – 62 ¹ / ₁₆ "W	63"W – 68 ¹ / ₁₆ "W	69"W – 74 ¹ / ₁₆ "W	75"W



Panels—Thin Trim

L Return Single-Connect Boundary Screens—Single-Sided

High-Pressure Laminate – Primary Screen

TS7SCLSSD	30"H	\$523	\$625	\$728	\$830	\$ 933	\$1035	\$1138	\$1240	\$1343
	36"H	\$533	\$646	\$759	\$871	\$ 984	\$1097	\$1210	\$1322	\$1435
	42"H	\$543	\$666	\$789	\$912	\$1035	\$1158	\$1281	\$1404	\$1527
	48"H	\$554	\$687	\$820	\$953	\$1087	\$1220	\$1353	\$1486	\$1620
	54"H	\$564	\$707	\$851	\$994	\$1138	\$1281	\$1425	\$1568	\$1712

Style Number	Dimensions H	Screen Type	Base Prices		
			Modular Width	18"W	24"W
		Parametric Width	18"W – 23 ¹ / ₁₆ "W	24"W – 29 ¹ / ₁₆ "W	30"W

High-Pressure Laminate – Return Screen

TS7SCLSSD	30"H	\$472	\$523	\$625
	36"H	\$477	\$533	\$646
	42"H	\$482	\$543	\$666
	48"H	\$487	\$554	\$687
	54"H	\$492	\$564	\$707

Tip: When specifying an L return boundary screen, primary and return screen widths need to be specified. The final price will include the price of both individual screen segments.

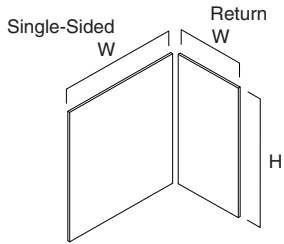
► Specification Information, continued on next page

Answer Boundary Screens L Return, Single-Connect For Use with Thin Trim Panels, continued

SIN 711.1

► Specification Information, continued from previous page

Specification Information											
Style Number	Dimensions H	Screen Type	Base Prices								
			Modular Width	27"W	33"W	39"W	45"W	51"W	57"W	63"W	69"W
		Parametric Width	27"W – 32 ¹⁵ / ₁₆ "W	33"W – 38 ¹⁵ / ₁₆ "W	39"W – 44 ¹⁵ / ₁₆ "W	45"W – 50 ¹⁵ / ₁₆ "W	51"W – 56 ¹⁵ / ₁₆ "W	57"W – 62 ¹⁵ / ₁₆ "W	63"W – 68 ¹⁵ / ₁₆ "W	69"W – 74 ¹⁵ / ₁₆ "W	75"W



L Return Single-Connect Boundary Screens—Single Sided

Wood Veneer – Primary Screen

TS7SCLSSD	Dimensions H	27"W	33"W	39"W	45"W	51"W	57"W	63"W	69"W	75"W
	30"H	\$523	\$625	\$728	\$830	\$ 933	\$1035	\$1138	\$1240	\$1343
	36"H	\$533	\$646	\$759	\$871	\$ 984	\$1097	\$1210	\$1322	\$1435
	42"H	\$543	\$666	\$789	\$912	\$1035	\$1158	\$1281	\$1404	\$1527
	48"H	\$554	\$687	\$820	\$953	\$1087	\$1220	\$1353	\$1486	\$1620
	54"H	\$564	\$707	\$851	\$994	\$1138	\$1281	\$1425	\$1568	\$1712

Style Number	Dimensions H	Screen Type	Base Prices		
			Modular Width	24"W	30"W
		Parametric Width	18"W – 23 ¹⁵ / ₁₆ "W	24"W – 29 ¹⁵ / ₁₆ "W	30"W

Wood Veneer – Return Screen

TS7SCLSSD	Dimensions H	24"W	30"W
	30"H	\$616	\$ 892
	36"H	\$670	\$ 969
	42"H	\$723	\$1045
	48"H	\$777	\$1123
	54"H	\$830	\$1199

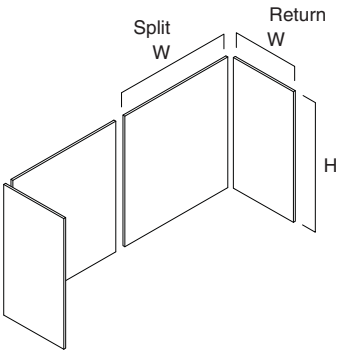
Tip: When specifying an L return boundary screen, primary and return screen widths need to be specified. The final price will include the price of both individual screen segments.

► Specification Information, continued on next page

SIN 711.1

► Specification Information, continued from previous page

Specification Information											
Style Number	Dimensions H	Screen Type	Base Prices								
			Modular Width	25½"W	31½"W	37½"W	43½"W	49½"W	55½"W	61½"W	67½"W
Parametric Width	25½"W – 31½"W	31½"W – 37½"W	37½"W – 43½"W	43½"W – 49½"W	49½"W – 55½"W	55½"W – 61½"W	61½"W – 67½"W	67½"W – 73½"W	73½"W		
			31⅞"W	37⅞"W	43⅞"W	49⅞"W	55⅞"W	61⅞"W	67⅞"W	73⅞"W	



Panels—Thin Trim

L Return Single-Connect Boundary Screens—Split

High-Pressure Laminate – Primary Screen

TS7SCLSPT	30"H	\$523	\$625	\$728	\$830	\$ 933	\$1035	\$1138	\$1240	\$1343
	36"H	\$533	\$646	\$759	\$871	\$ 984	\$1097	\$1210	\$1322	\$1435
	42"H	\$543	\$666	\$789	\$912	\$1035	\$1158	\$1281	\$1404	\$1527
	48"H	\$554	\$687	\$820	\$953	\$1087	\$1220	\$1353	\$1486	\$1620
	54"H	\$564	\$707	\$851	\$994	\$1138	\$1281	\$1425	\$1568	\$1712

Style Number	Dimensions H	Screen Type	Base Prices		
			Modular Width	18"W	24"W
Parametric Width	18"W – 23⅞"W	24"W – 29⅞"W	30"W		

High-Pressure Laminate – Return Screen

TS7SCLSPT	30"H	\$472	\$523	\$625
	36"H	\$477	\$533	\$646
	42"H	\$482	\$543	\$666
	48"H	\$487	\$554	\$687
	54"H	\$492	\$564	\$707

When specifying a split L return boundary screen, primary and return screen widths (four total) need to be specified. The final price will include the price of all four individual screen segments.

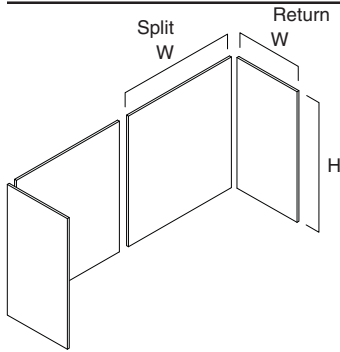
► Specification Information, continued on next page

Answer Boundary Screens L Return, Single-Connect For Use with Thin Trim Panels, continued

SIN 711.1

► Specification Information, continued from previous page

Specification Information											
Style Number	Dimensions H	Screen Type	Base Prices								
			Modular Width	25½"W	31½"W	37½"W	43½"W	49½"W	55½"W	61½"W	67½"W
		Parametric Width	25½"W – 31½"W – 37½"W – 43½"W – 49½"W – 55½"W – 61½"W – 67½"W – 73½"W								
			31½"W	37½"W	43½"W	49½"W	55½"W	61½"W	67½"W	73½"W	



L Return Single-Connect Boundary Screens—Split

Wood Veneer – Primary Screen

TS7SCLSPT	30"H	\$523	\$625	\$728	\$830	\$ 933	\$1035	\$1138	\$1240	\$1343
	36"H	\$533	\$646	\$759	\$871	\$ 984	\$1097	\$1210	\$1322	\$1435
	42"H	\$543	\$666	\$789	\$912	\$1035	\$1158	\$1281	\$1404	\$1527
	48"H	\$554	\$687	\$820	\$953	\$1087	\$1220	\$1353	\$1486	\$1620
	54"H	\$564	\$707	\$851	\$994	\$1138	\$1281	\$1425	\$1568	\$1712

Style Number	Dimensions H	Screen Type	Base Prices		
			Modular Width	18"W	24"W
		Parametric Width	18"W – 23½½"W	24"W – 29½½"W	30"W

Wood Veneer – Return Screen

TS7SCLSPT	30"H	\$616	\$708	\$ 892
	36"H	\$670	\$769	\$ 969
	42"H	\$723	\$830	\$1045
	48"H	\$777	\$892	\$1123
	54"H	\$830	\$954	\$1199

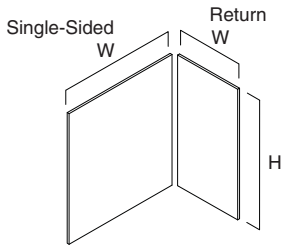
When specifying a split L return boundary screen, primary and return screen widths (four total) need to be specified. The final price will include the price of all four individual screen segments.

SIN 711.1

Answer Boundary Screens

L Return, Dual-Connect For Use with Thin Trim Panels

SIN 711.1



Tip: Additional hardware upcharges are applied only when dual-connect single-sided L return, or dual-connect split L return style numbers are specified.

Tip: When specifying a boundary screen equal to or taller than an Answer panel, order a same height end-of-run junction for height of Answer panel with the omit trim option.

Tip: When attaching boundary screen to Answer panel with stacking segment, order a boundary screen, end-of-run junction, omit trim, add a change-of-height trim, and stacking junction.

Tip: When specifying a boundary screen shorter than Answer panel, order a same height end-of-run junction for height of Answer panel with the omit trim option, and order a change-of-height trim.

For laminate price group 2 pricing, please refer to the electronic catalog or SmartTools.

Tip: When specifying a split L return boundary screen, four screen widths will need to be specified.

Tip: Full-fill finish codes can be used to simplify specification of veneer boundary screens being used in settings with full-fill veneer products. The screen will not have the final fill coat applied, but the finish color will be consistent with the full-fill products.

Standard Includes	Required to Specify
-------------------	---------------------

<ul style="list-style-type: none"> • Primary and return screen: High-Pressure Laminate price group 1 or wood group 1 veneer • Edge on laminate screen: plastic, if selected • Height: 30"H–54"H • Width: <ul style="list-style-type: none"> – Single-sided: 27"W–75"W – Split left and right: 25½"W–73½"W • Connecting panel cover: paint price group 1 • 1½" adjustable glides • Attachment hardware 	<ol style="list-style-type: none"> 1 Style number 2 Screen size type (see below under Required Selections) 3 Screen height(s) 4 Height of connecting screen (see below under Required Selections) 5 Screen width(s) 6 Handedness: on single-sided screens, if selected (see below under Required Selections) 7 High-Pressure Laminate or wood veneer color for screen 8 Plastic color number for edge on laminate screen, if selected 9 Grain direction 10 Paint color number for connecting panel cover 11 Options, if selected (see below) <p>▶ See <i>Surface Materials</i>, page 248.</p>
---	--

Required Component	Price
--------------------	-------

Additional Hardware	<ul style="list-style-type: none"> • Dual-connect single-sided L return +\$ 41 • Dual-connect split L return +\$ 62
----------------------------	---

Required Selections	Price	Required to Specify
---------------------	-------	---------------------

Screen Size Type	<ul style="list-style-type: none"> • Modular No cost • Parametric No cost 	Specify with <i>modular</i> . Specify with <i>parametric</i> .
Height of Connecting Panel	<ul style="list-style-type: none"> • 30"H No cost • 36"H No cost • 42"H No cost • 48"H No cost • 54"H No cost • 60"H No cost • 66"H No cost • 72"H No cost • 78"H No cost • 84"H No cost • 90"H No cost 	Specify with <i>30"H</i> . Specify with <i>36"H</i> . Specify with <i>42"H</i> . Specify with <i>48"H</i> . Specify with <i>54"H</i> . Specify with <i>60"H</i> . Specify with <i>66"H</i> . Specify with <i>72"H</i> . Specify with <i>78"H</i> . Specify with <i>84"H</i> . Specify with <i>90"H</i> .
Handedness (Single-Sided Screens Only)	<ul style="list-style-type: none"> • Right handed No cost • Left handed No cost 	Specify with <i>single-sided right</i> . Specify with <i>single-sided left</i> .

Options	Price	Required to Specify
---------	-------	---------------------

Surface Materials	<p>Screen</p> <ul style="list-style-type: none"> • Laminate price group 2 See information at left +\$136 plus cost of laminate • Open Line laminate +\$136 • Wood group 2 +\$484 • Wood group 3 No cost • Customiz stain No cost • Full-fill finish on wood group 1 No cost 	Specify laminate color number. ▶ See <i>Surface Materials Reference Manual</i> . Specify wood color number. Specify wood color number. Specify with <i>Customiz stain</i> . Specify full-fill finish number.
	<p>Connecting panel cover</p> <ul style="list-style-type: none"> • Paint price group 2 +\$ 11 • Paint price group 3 +\$ 23 	Specify paint color number. Specify paint color number.
	<p>Laminate wood grain direction</p> <ul style="list-style-type: none"> • No direction No cost • Horizontal No cost • Vertical No cost 	Specify with <i>no direction</i> . Specify with <i>horizontal grain direction</i> . Specify with <i>vertical grain direction</i> .

▶ Options, continued on next page

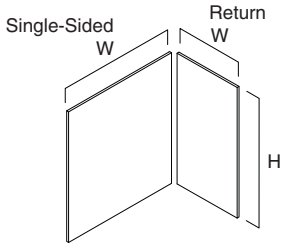
SIN 711.1

► Options, continued from previous page

Options	Price	Required to Specify
Surface Materials, continued		
Wood veneer grain direction		
• No direction	No cost	Specify with <i>no direction</i> .
• Horizontal	No cost	Specify with <i>horizontal grain direction</i> .
• Vertical	No cost	Specify with <i>vertical grain direction</i> .

Specification Information

Style Number	Dimensions H	Screen Type	Base Prices								
			Modular Width	27"W	33"W	39"W	45"W	51"W	57"W	63"W	69" W
		Parametric Width	27"W – 32 ¹⁵ / ₁₆ "W	33"W – 38 ¹⁵ / ₁₆ "W	39"W – 44 ¹⁵ / ₁₆ "W	45"W – 50 ¹⁵ / ₁₆ "W	51"W – 56 ¹⁵ / ₁₆ "W	57"W – 62 ¹⁵ / ₁₆ "W	63"W – 68 ¹⁵ / ₁₆ "W	69"W – 74 ¹⁵ / ₁₆ "W	75"W



L Return Dual-Connect Boundary Screens—Single-Sided

High-Pressure Laminate – Primary Screen

TS7DCLSSD	30"H	\$308	\$369	\$431	\$492	\$554	\$615	\$677	\$738	\$ 800
	36"H	\$318	\$384	\$451	\$518	\$584	\$651	\$718	\$784	\$ 851
	42"H	\$328	\$400	\$472	\$543	\$615	\$687	\$759	\$830	\$ 902
	48"H	\$338	\$415	\$492	\$569	\$646	\$723	\$800	\$876	\$ 953
	54"H	\$349	\$431	\$513	\$595	\$677	\$759	\$841	\$923	\$1005

Style Number	Dimensions H	Screen Type	Base Prices		
			Modular Width	18"W	24"W
		Parametric Width	18"W – 23 ¹⁵ / ₁₆ "W	24"W – 29 ¹⁵ / ₁₆ "W	30"W

High-Pressure Laminate – Return Screen

TS7DCLSSD	30"H	\$246	\$308	\$369
	36"H	\$251	\$318	\$384
	42"H	\$256	\$328	\$400
	48"H	\$261	\$338	\$415
	54"H	\$267	\$349	\$431

Tip: When specifying an L return boundary screen, primary and return screen widths need to be specified. The final price will include the price of both individual screen segments.

► Specification Information, continued on next page

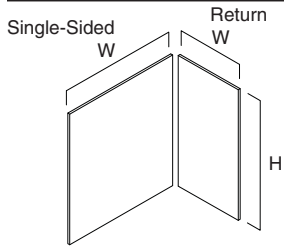
Panels—Thin Trim

Answer Boundary Screens L Return, Dual-Connect For Use with Thin Trim Panels, continued

SIN 711.1

► Specification Information, continued from previous page

Specification Information											
Style Number	Dimensions H	Screen Type	Base Prices								
			Modular Width	27"W	33"W	39"W	45"W	51"W	57"W	63"W	69" W
		Parametric Width	27"W – 32 ¹⁵ / ₁₆ "W	33"W – 38 ¹⁵ / ₁₆ "W	39"W – 44 ¹⁵ / ₁₆ "W	45"W – 50 ¹⁵ / ₁₆ "W	51"W – 56 ¹⁵ / ₁₆ "W	57"W – 62 ¹⁵ / ₁₆ "W	63"W – 68 ¹⁵ / ₁₆ "W	69"W – 74 ¹⁵ / ₁₆ "W	75"W



L Return Dual-Connect Boundary Screens—Single-Sided

Wood Veneer – Primary Screen

TS7DCLSSD	30"H	\$308	\$369	\$431	\$492	\$554	\$615	\$677	\$738	\$ 800
	36"H	\$318	\$384	\$451	\$518	\$584	\$651	\$718	\$784	\$ 851
	42"H	\$328	\$400	\$472	\$543	\$615	\$687	\$759	\$830	\$ 902
	48"H	\$338	\$415	\$492	\$569	\$646	\$723	\$800	\$876	\$ 953
	54"H	\$349	\$431	\$513	\$595	\$677	\$759	\$841	\$923	\$1005

Style Number	Dimensions H	Screen Type	Base Prices		
			Modular Width	18"W	24"W
		Parametric Width	18"W – 23 ¹⁵ / ₁₆ "W	24"W – 29 ¹⁵ / ₁₆ "W	30"W

Wood Veneer – Return Screen

TS7DCLSSD	30"H	\$456	\$564	\$ 718
	36"H	\$564	\$646	\$ 809
	42"H	\$640	\$728	\$ 902
	48"H	\$717	\$810	\$ 994
	54"H	\$795	\$892	\$1087

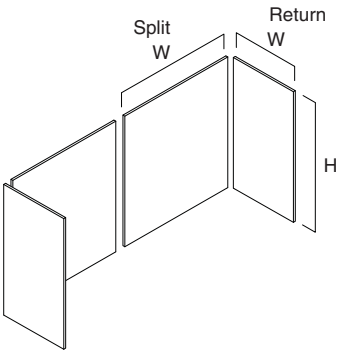
Tip: When specifying an L return boundary screen, primary and return screen widths need to be specified. The final price will include the price of both individual screen segments.

► Specification Information, continued on next page

SIN 711.1

► Specification Information, continued from previous page

Specification Information											
Style Number	Dimensions H	Screen Type	Base Prices								
			Modular Width	25½"W	31½"W	37½"W	43½"W	49½"W	55½"W	61½"W	67½"W
		Parametric Width	25½"W – 31½"W	31½"W – 37½"W	37½"W – 43½"W	43½"W – 49½"W	49½"W – 55½"W	55½"W – 61½"W	61½"W – 67½"W	67½"W – 73½"W	73½"W



Panels—Thin Trim

L Return Dual-Connect Boundary Screens—Split

High-Pressure Laminate – Primary Screen

TS7DCLSPT	30"H	\$308	\$369	\$431	\$492	\$554	\$615	\$677	\$738	\$ 800
	36"H	\$318	\$384	\$451	\$518	\$584	\$651	\$718	\$784	\$ 851
	42"H	\$328	\$400	\$472	\$543	\$615	\$687	\$759	\$830	\$ 902
	48"H	\$338	\$415	\$492	\$569	\$646	\$723	\$800	\$876	\$ 953
	54"H	\$349	\$431	\$513	\$595	\$677	\$759	\$841	\$923	\$1005

Style Number	Dimensions H	Screen Type	Base Prices		
			Modular Width	18"W	24"W
		Parametric Width	18"W – 23½"W	24"W – 29½"W	30"W

High-Pressure Laminate – Return Screen

TS7DCLSPT	30"H	\$246	\$308	\$369
	36"H	\$251	\$318	\$384
	42"H	\$256	\$328	\$400
	48"H	\$261	\$338	\$415
	54"H	\$267	\$349	\$431

When specifying a split L return boundary screen, primary and return screen widths (four total) need to be specified. The final price will include the price of all four individual screen segments.

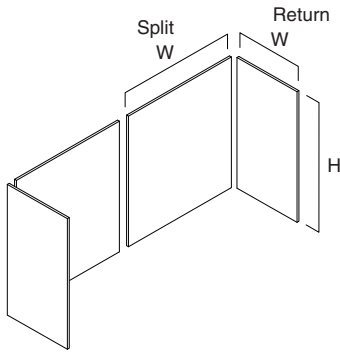
► Specification Information, continued on next page

Answer Boundary Screens L Return, Dual-Connect For Use with Thin Trim Panels, continued

SIN 711.1

► Specification Information, continued from previous page

Specification Information											
Style Number	Dimensions H	Screen Type	Base Prices								
			Modular Width	25½"W	31½"W	37½"W	43½"W	49½"W	55½"W	61½"W	67½"W
		Parametric Width	25½"W – 31 7/16"W	31½"W – 37 7/16"W	37½"W – 43 7/16"W	43½"W – 49 7/16"W	49½"W – 55 7/16"W	55½"W – 61 7/16"W	61½"W – 67 7/16"W	67½"W – 73 7/16"W	73½"W



L Return Dual-Connect Boundary Screens – Split

Wood Veneer – Primary Screen

TS7DCLSPT	30"H	\$308	\$369	\$431	\$492	\$554	\$615	\$677	\$738	\$ 800
	36"H	\$318	\$384	\$451	\$518	\$584	\$651	\$718	\$784	\$ 851
	42"H	\$328	\$400	\$472	\$543	\$615	\$687	\$759	\$830	\$ 902
	48"H	\$338	\$415	\$492	\$569	\$646	\$723	\$800	\$876	\$ 953
	54"H	\$349	\$431	\$513	\$595	\$677	\$759	\$841	\$923	\$1005

Style Number	Dimensions H	Screen Type	Base Prices		
			Modular Width	18"W	24"W
		Parametric Width	18"W – 23 15/16"W	24"W – 29 15/16"W	30"W

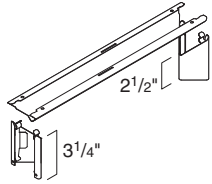
Wood Veneer – Return Screen

TS7DCLSPT	30"H	\$456	\$564	\$ 718
	36"H	\$564	\$646	\$ 809
	42"H	\$640	\$728	\$ 902
	48"H	\$717	\$810	\$ 994
	54"H	\$795	\$892	\$1087

When specifying a split L return boundary screen, primary and return screen widths (four total) need to be specified. The final price will include the price of all four individual screen segments.

Open Base Conversion Kits

SIN 711.1



Tip: Open base trim can only be used on junctions manufactured on or after October 10, 2011.

Standard Includes	Required to Specify
-------------------	---------------------

- Trim: paint

- 1 Style number
- 2 Paint color number for trim
- ▶ See *Surface Materials*, page 248.

Specification Information		
Width	Style Number	Price

Width	Style Number	Price
18"	TS718OBK	\$36
24"	TS724OBK	\$38
30"	TS730OBK	\$40
36"	TS736OBK	\$42
42"	TS742OBK	\$44
48"	TS748OBK	\$46
60"	TS760OBK	\$50
72"	TS772OBK	\$56
:	:	:

Panels—Thin Trim

Specifying Answer Panels—Square and Oval Trims

► For more detailed product information, see the *Answer Solutions Specification Guide* or consult your Steelcase dealer.

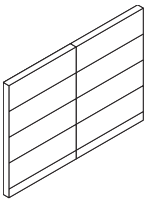
Panels		Panels	
In-Line Base Panel Junctions—Square Trim (SIN 711.1)	118	Junctions with Utility Pole—Square Trim (SIN 711.1)	138
In-Line Base Panel Junctions—Oval Trim (SIN 711.1)	119	Junctions with Utility Pole—Oval Trim (SIN 711.1)	139
L, T, and X Base Panel Junctions—Square Trim (SIN 711.1)	120	Standard Change-of-Height Trims—Square Trim (SIN 711.1)	140
L, T, and X Base Panel Junctions—Oval Trim (SIN 711.1)	121	Standard Change-of-Height Trims—Oval Trim (SIN 711.1)	141
End-of-Run Base Panel Junctions—Square Trim (SIN 711.1)	122	Stacking Change-of-Height Trims—Square and Oval Trims (SIN 711.1)	142
End-of-Run Base Panel Junctions—Oval Trim (SIN 711.1)	123	Base Horizontal Frame Packages—Square Trim (SIN 711.1)	144
V and Y Base Panel Junctions—Square Trim (SIN 711.1)	124	Base Horizontal Frame Packages—Oval Trim (SIN 711.1)	146
V and Y Base Panel Junctions—Oval Trim (SIN 711.1)	125	Stacking Horizontal Frame Packages (SIN 711.1)	147
Wall-Start Junctions (SIN 711.1)	126	Spanning Top Caps—Square Trim (SIN 711.1)	148
Floor Anchor Bracket (SIN 711.1)	127	Frameless Glass Screens—Square Trim (SIN 711.1)	149
Junction Stabilizer Brackets (SIN 711.1)	128	12"H Panel Top Screens (SIN 711.1)	150
Off-Module Panel Connectors (SIN 711.1)	129	Panel Packages—Square Trim (SIN 711.1)	152
Stacking In-Line Panel Junctions—Square and Oval Trims (SIN 711.1)	130	Panel Packages—Oval Trim (SIN 711.1)	154
Stacking L, T, and X Panel Junctions—Square and Oval Trims (SIN 711.1)	131		
Wood Stacking L and T Panel Junctions—Square and Oval Trims (SIN 711.1)	132		
Stacking End-of-Run Panel Junctions—Square and Oval Trims (SIN 711.1)	133		
Wood Stacking End-of-Run Panel Junctions—Square and Oval Trims (SIN 711.1)	134		
Stacking V and Y Panel Junctions—Square and Oval Trims (SIN 711.1)	135		
Wood Stacking V Panel Junctions—Square and Oval Trims (SIN 711.1)	136		
Stacking Wall-Start Junctions (SIN 711.1)	137		

In-Line Base Panel Junctions—Square Trim

SIN 711.1



Tip: In-line base panel junctions do not require junction cap and trim.



Standard Includes	Required to Specify
-------------------	---------------------

- Junction
- Aligner

Style number

Specification Information		
---------------------------	--	--

Corresponding Panel Height	Style Number	Price
----------------------------	--------------	-------

In-Line Base Panel Junctions

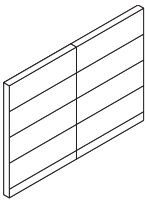
30"	TS730SIPJ	\$ 80
42"	TS742SIPJ	\$ 80
48"	TS748SIPJ	\$ 80
54"	TS754SIPJ	\$ 80
66"	TS766SIPJ	\$ 80
78"	TS778SIPJ	\$114
:	:	:

In-Line Base Panel Junctions—Oval Trim

SIN 711.1



Tip: In-line base panel junctions do not require junction cap and trim.



Standard Includes	Required to Specify
-------------------	---------------------

- Junction
- Aligners

Style number

Specification Information		
---------------------------	--	--

Corresponding Panel Height	Style Number	Price
----------------------------	--------------	-------

In-Line Base Panel Junctions

30"	TS730IPJ	\$ 80
42"	TS742IPJ	\$ 80
48"	TS748IPJ	\$ 80
54"	TS754IPJ	\$ 80
66"	TS766IPJ	\$ 80
78"	TS778IPJ	\$114
:	:	:

Panels—Square and Oval Trims

L, T, and X Base Panel Junctions—Square Trim

SIN 711.1

Standard Includes	Required to Specify
<ul style="list-style-type: none"> • Junction • Trim on L and T junction: paint price group 1 • Junction cap on L, T, and X junction: paint price group 1 or wood group 1 • Aligners 	<ol style="list-style-type: none"> 1 Style number 2 Paint color number for trim 3 Paint or wood color number for junction cap 4 Options, if selected (see below) <p>▶ See <i>Surface Materials</i>, page 248.</p>


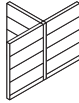
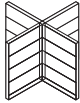
Options	Price	Required to Specify	
Surface Materials	<ul style="list-style-type: none"> • Paint price group 1 • Paint price group 2 • Paint price group 3 	<ul style="list-style-type: none"> No cost +\$ 11 +\$ 23 	<ul style="list-style-type: none"> Specify paint color number. Specify paint color number. Specify paint color number.
Trim on L and T junctions			
<ul style="list-style-type: none"> • Fabric price group 1, 2, 3, 4, 5, or COM • Fabric direction <ul style="list-style-type: none"> –Horizontal application (standard) –Vertical application • Wood group 1 on junctions with wood junction cap <ul style="list-style-type: none"> –54"H panel height or shorter –66"H panel height or taller • Customiz stain on wood 	<ul style="list-style-type: none"> + \$ 84 No cost No cost + \$195 + \$249 No cost 	<ul style="list-style-type: none"> Specify fabric color number for trim. Specify <i>with horizontal application</i>. Specify <i>with vertical application</i>. Specify wood color number for trim. Specify <i>with Customiz stain</i>. 	

Tip: Painted trim is standard, and fabric trim is optional, on all base panel junctions. Wood trim is available as an option only on base panel junctions with wood junction caps.

Tip: 78"H fabric-covered junctions allow fabric in the vertical application only.

Tip: For further information about fabric direction, see page 252.

Specification Information

L Base Panel Junctions with Square Trim			T Base Panel Junctions with Square Trim		X Base Panel Junctions with Square Trim	
•Corresponding Panel Height	•Style Number	•Base Price	•Style Number	•Base Price	•Style Number	•Base Price
						

Painted Junction Cap

30"	TS730SLPJ	\$176	TS730STPJ	\$176	TS730XPJ	\$176
42"	TS742SLPJ	\$176	TS742STPJ	\$176	TS742XPJ	\$176
48"	TS748SLPJ	\$176	TS748STPJ	\$176	TS748XPJ	\$176
54"	TS754SLPJ	\$176	TS754STPJ	\$176	TS754XPJ	\$176
66"	TS766SLPJ	\$176	TS766STPJ	\$176	TS766XPJ	\$176
78"	TS778SLPJ	\$250	TS778STPJ	\$250	TS778XPJ	\$250

Wood Junction Cap

30"	TS730SLPJW	\$227	TS730STPJW	\$227	TS730XPJW	\$227
42"	TS742SLPJW	\$227	TS742STPJW	\$227	TS742XPJW	\$227
48"	TS748SLPJW	\$227	TS748STPJW	\$227	TS748XPJW	\$227
54"	TS754SLPJW	\$227	TS754STPJW	\$227	TS754XPJW	\$227
66"	TS766SLPJW	\$227	TS766STPJW	\$227	TS766XPJW	\$227
78"	TS778SLPJW	\$296	TS778STPJW	\$296	TS778XPJW	\$296

L, T, and X Base Panel Junctions—Oval Trim

SIN 711.1

Standard Includes	Required to Specify
<ul style="list-style-type: none"> • Junction • Trim on L and T junction: paint price group 1 • Junction cap on L, T, and X junction: plastic or wood group 1 • Aligners 	<ol style="list-style-type: none"> 1 Style number 2 Paint color number for trim 3 Plastic or wood color number for junction cap 4 Options, if selected (see below) <p>▶ See <i>Surface Materials</i>, page 248.</p>


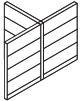

Options	Price	Required to Specify
Surface Materials	<ul style="list-style-type: none"> • Paint price group 1 No cost • Paint price group 2 +\$ 11 • Paint price group 3 +\$ 23 	<ul style="list-style-type: none"> Specify paint color number. Specify paint color number. Specify paint color number.
Trim on L and T junctions		
<ul style="list-style-type: none"> • Fabric price group 1, 2, 3, 4, 5, or COM +\$ 84 • Fabric direction <ul style="list-style-type: none"> –Horizontal application (standard) No cost –Vertical application No cost • Wood group 1 on junctions with wood junction cap <ul style="list-style-type: none"> –54"H panel height or shorter +\$195 –66"H panel height or taller +\$249 • Customiz stain on wood No cost 		<ul style="list-style-type: none"> Specify fabric color number for trim. Specify with <i>horizontal application</i>. Specify with <i>vertical application</i>. Specify wood color number for trim. Specify with <i>Customiz stain</i>.

Tip: Painted trim is standard, and fabric trim is optional, on all base panel junctions. Wood trim is available as an option only on base panel junctions with wood junction caps.

Tip: 78"H fabric-covered junctions allow fabric in the vertical application only.

Tip: For further information about fabric direction, see page 252.

Specification Information

L Base Panel Junctions with Oval Trim			T Base Panel Junctions with Oval Trim		X Base Panel Junctions with Oval Trim	
Corresponding Panel Height	Style Number	Base Price	Style Number	Base Price	Style Number	Base Price
						

Plastic Junction Cap

30"	TS730LPJ	\$209	TS730TPJ	\$209	TS730XPJ	\$209
42"	TS742LPJ	\$209	TS742TPJ	\$209	TS742XPJ	\$209
48"	TS748LPJ	\$209	TS748TPJ	\$209	TS748XPJ	\$209
54"	TS754LPJ	\$209	TS754TPJ	\$209	TS754XPJ	\$209
66"	TS766LPJ	\$209	TS766TPJ	\$209	TS766XPJ	\$209
78"	TS778LPJ	\$292	TS778TPJ	\$292	TS778XPJ	\$292

Wood Junction Cap

30"	TS730LPJW	\$267	TS730TPJW	\$267	TS730XPJW	\$267
42"	TS742LPJW	\$267	TS742TPJW	\$267	TS742XPJW	\$267
48"	TS748LPJW	\$267	TS748TPJW	\$267	TS748XPJW	\$267
54"	TS754LPJW	\$267	TS754TPJW	\$267	TS754XPJW	\$267
66"	TS766LPJW	\$267	TS766TPJW	\$267	TS766XPJW	\$267
78"	TS778LPJW	\$351	TS778TPJW	\$351	TS778XPJW	\$351

Panel—Square and Oval Trims

End-of-Run Base Panel Junctions—Square Trim

SIN 711.1



Tip: End-of-run trim adds 1" to footprint.

Tip: Painted trim is standard, and fabric trim is optional, on all base panel junctions. Wood trim is available as an option only on base panel junctions with wood junction caps.

Tip: 78"H fabric-covered junctions allow fabric in the vertical application only.

Tip: For further information about fabric direction, see page 252.

Standard Includes	Required to Specify
<ul style="list-style-type: none"> • Junction • Trim on end-of-run junction: paint price group 1 • Junction cap on end-of-run junction: paint price group 1 or wood group 1 	<ol style="list-style-type: none"> 1 Style number 2 Paint color number for trim 3 Paint or wood color number for junction cap 4 Options, if selected (see below) <p>▶ See <i>Surface Materials</i>, page 248.</p>

Surface Materials	Options	Price	Required to Specify
	<ul style="list-style-type: none"> • Paint price group 1 • Paint price group 2 • Paint price group 3 	<p>No cost</p> <p>+\$ 11</p> <p>+\$ 23</p>	<p>Specify paint color number.</p> <p>Specify paint color number.</p> <p>Specify paint color number.</p>
	<p>Trim</p> <ul style="list-style-type: none"> • Fabric price group 1, 2, 3, 4, 5, or COM • Fabric direction <ul style="list-style-type: none"> –Horizontal application (standard) No cost –Vertical application No cost • Wood group 1 on junctions with wood junction cap <ul style="list-style-type: none"> –54"H panel height or shorter +\$195 –66"H panel height or taller +\$249 • Customiz stain on wood No cost 		<p>Specify fabric color number for trim.</p> <p>Specify with <i>horizontal application</i>.</p> <p>Specify with <i>vertical application</i>.</p> <p>Specify wood color number for trim.</p> <p>Specify with <i>Customiz stain</i>.</p>

Specification Information		
Corresponding Panel Height	Style Number	Base Price
•	•	•
:	:	:
:	:	:
:	:	:

Painted Junction Cap

30"	TS730SEPJ	\$114
42"	TS742SEPJ	\$114
48"	TS748SEPJ	\$114
54"	TS754SEPJ	\$114
66"	TS766SEPJ	\$114
78"	TS778SEPJ	\$163
:	:	:

Wood Junction Cap

30"	TS730SEPJW	\$161
42"	TS742SEPJW	\$161
48"	TS748SEPJW	\$161
54"	TS754SEPJW	\$161
66"	TS766SEPJW	\$161
78"	TS778SEPJW	\$212
:	:	:

End-of-Run Base Panel Junctions—Oval Trim

SIN 711.1



Tip: End-of-run trim adds 1" to footprint.

Tip: Painted trim is standard, and fabric trim is optional, on all base panel junctions. Wood trim is available as an option only on base panel junctions with wood junction caps.

Tip: 78"H fabric-covered junctions allow fabric in the vertical application only.

Tip: For further information about fabric direction, see page 252.

Standard Includes	Required to Specify
<ul style="list-style-type: none"> • Junction • Trim on end-of-run junction: paint price group 1 • Junction cap on end-of-run junction: plastic or wood group 1 	<ol style="list-style-type: none"> 1 Style number 2 Paint color number for trim 3 Plastic or wood color number for junction cap 4 Options, if selected (see below) <p>▶ See <i>Surface Materials</i>, page 248.</p>

Surface Materials	Options	Price	Required to Specify
	<ul style="list-style-type: none"> • Paint price group 1 • Paint price group 2 • Paint price group 3 	<p>No cost</p> <p>+\$ 11</p> <p>+\$ 23</p>	<p>Specify paint color number.</p> <p>Specify paint color number.</p> <p>Specify paint color number.</p>
	<p>Trim</p> <ul style="list-style-type: none"> • Fabric price group 1, 2, 3, 4, 5, or COM • Fabric direction <ul style="list-style-type: none"> –Horizontal application (standard) –Vertical application • Wood group 1 on junctions with wood junction cap <ul style="list-style-type: none"> –54"H panel height or shorter –66"H panel height or taller • Customiz stain on wood 	<p>+\$ 84</p> <p>No cost</p> <p>No cost</p> <p>+\$195</p> <p>+\$249</p> <p>No cost</p>	<p>Specify fabric color number for trim.</p> <p>Specify with <i>horizontal application</i>.</p> <p>Specify with <i>vertical application</i>.</p> <p>Specify wood color number for trim.</p> <p>Specify with <i>Customiz stain</i>.</p>

Specification Information		
Corresponding Panel Height	Style Number	Base Price

Plastic Junction Cap

30"	TS730EPJ	\$131
42"	TS742EPJ	\$131
48"	TS748EPJ	\$131
54"	TS754EPJ	\$131
66"	TS766EPJ	\$131
78"	TS778EPJ	\$192

Wood Junction Cap

30"	TS730EPJW	\$188
42"	TS742EPJW	\$188
48"	TS748EPJW	\$188
54"	TS754EPJW	\$188
66"	TS766EPJW	\$188
78"	TS778EPJW	\$249

Panels—Square and Oval Trims

V and Y Base Panel Junctions—Square Trim

SIN 711.1

Standard Includes	Required to Specify
<ul style="list-style-type: none"> • Junction • Trim on V junction: paint price group 1 • Junction cap on V and Y junction: paint price group 1 or wood group 1 • Aligners 	<ol style="list-style-type: none"> 1 Style number 2 Paint color number for trim 3 Paint or wood color number for junction cap 4 Options, if selected (see below) <p>▶ See <i>Surface Materials</i>, page 248.</p>


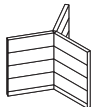
Options	Price	Required to Specify	
Surface Materials	<ul style="list-style-type: none"> • Paint price group 1 • Paint price group 2 • Paint price group 3 	<ul style="list-style-type: none"> No cost +\$ 11 +\$ 23 	<ul style="list-style-type: none"> Specify paint color number. Specify paint color number. Specify paint color number.
	V junction trim		
<ul style="list-style-type: none"> • Fabric price group 1, 2, 3, 4, 5, or COM • Fabric direction –Horizontal application (standard) –Vertical application • Wood group 1 on junctions with wood junction cap –54"H panel height or shorter –66"H panel height or taller • Customiz stain on wood 	<ul style="list-style-type: none"> +\$ 84 No cost No cost +\$195 +\$249 No cost 	<ul style="list-style-type: none"> Specify fabric color number for trim. Specify <i>with horizontal application</i>. Specify <i>with vertical application</i>. Specify wood color number for trim. Specify <i>with Customiz stain</i>. 	

Tip: Painted trim is standard, and fabric trim is optional, on all base panel junctions. Wood trim is available as an option only on base panel junctions with wood junction caps.

Tip: 78"H fabric-covered junctions allow fabric in the vertical application only.

Tip: For further information about fabric direction, see page 252.

Specification Information

V Base Panel Junctions with Square Trim			Y Base Panel Junctions with Square Trim		
					
• Corresponding Panel Height	• Style Number	• Base Price	• Style Number	• Base Price	
:	:	:	:	:	
:	:	:	:	:	

Painted Junction Cap

30"	TS730SVPJ	\$272	TS730SYPJ	\$272
42"	TS742SVPJ	\$272	TS742SYPJ	\$272
48"	TS748SVPJ	\$272	TS748SYPJ	\$272
54"	TS754SVPJ	\$272	TS754SYPJ	\$272
66"	TS766SVPJ	\$272	TS766SYPJ	\$272
78"	TS778SVPJ	\$375	TS778SYPJ	\$375
:	:	:	:	:

Wood Junction Cap

30"	TS730SVPJW	\$321	TS730SYPJW	\$321
42"	TS742SVPJW	\$321	TS742SYPJW	\$321
48"	TS748SVPJW	\$321	TS748SYPJW	\$321
54"	TS754SVPJW	\$321	TS754SYPJW	\$321
66"	TS766SVPJW	\$321	TS766SYPJW	\$321
78"	TS778SVPJW	\$425	TS778SYPJW	\$425
:	:	:	:	:

V and Y Base Panel Junctions—Oval Trim

SIN 711.1

Standard Includes	Required to Specify
<ul style="list-style-type: none"> • Junction • Trim on V junction: paint price group 1 • Junction cap on V and Y junction: plastic or wood group 1 • Aligners 	<ol style="list-style-type: none"> 1 Style number 2 Paint color number for trim 3 Plastic or wood color number for junction cap 4 Options, if selected (see below) <p>▶ See <i>Surface Materials</i>, page 248.</p>

Options	Price	Required to Specify
Surface Materials <ul style="list-style-type: none"> • Paint price group 1 • Paint price group 2 • Paint price group 3 	No cost +\$ 11 +\$ 23	Specify paint color number. Specify paint color number. Specify paint color number.
V junction trim		
<ul style="list-style-type: none"> • Fabric price group 1, 2, 3, 4, 5, or COM 	+\$ 84	Specify fabric color number for trim.
<ul style="list-style-type: none"> • Fabric direction 		
<ul style="list-style-type: none"> –Horizontal application (standard) 	No cost	Specify with <i>horizontal application</i> .
<ul style="list-style-type: none"> –Vertical application 	No cost	Specify with <i>vertical application</i> .
<ul style="list-style-type: none"> • Wood group 1 on junctions with wood junction cap 		
<ul style="list-style-type: none"> –54"H panel height or shorter 	+\$195	
<ul style="list-style-type: none"> –66"H panel height or taller 	+\$249	
<ul style="list-style-type: none"> • Customiz stain on wood 	No cost	Specify with <i>Customiz stain</i> .

Tip: Painted trim is standard, and fabric trim is optional, on all base panel junctions. Wood trim is available as an option only on base panel junctions with wood junction caps.

Tip: 78"H fabric-covered junctions allow fabric in the vertical application only.

Tip: For further information about fabric direction, see page 252.

Specification Information

V Base Panel Junctions with Oval Trim



Y Base Panel Junctions with Oval Trim



Corresponding Panel Height	Style Number	Base Price	Style Number	Base Price

Plastic Junction Cap

Panel Height	Style Number	Base Price	Style Number	Base Price
30"	TS730VPJ	\$318	TS730YPJ	\$318
42"	TS742VPJ	\$318	TS742YPJ	\$318
48"	TS748VPJ	\$318	TS748YPJ	\$318
54"	TS754VPJ	\$318	TS754YPJ	\$318
66"	TS766VPJ	\$318	TS766YPJ	\$318
78"	TS778VPJ	\$443	TS778YPJ	\$443

Wood Junction Cap

Panel Height	Style Number	Base Price	Style Number	Base Price
30"	TS730VPJW	\$375	TS730YPJW	\$375
42"	TS742VPJW	\$375	TS742YPJW	\$375
48"	TS748VPJW	\$375	TS748YPJW	\$375
54"	TS754VPJW	\$375	TS754YPJW	\$375
66"	TS766VPJW	\$375	TS766YPJW	\$375
78"	TS778VPJW	\$500	TS778YPJW	\$500

Panel—Square and Oval Trims

Wall-Start Junctions

SIN 711.1



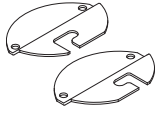
Tip: Must be used when using an off-module panel connector, ordered separately.

Standard Includes	Required to Specify
• Junction: black paint only	Style number

Specification Information		
• Height	• Style Number	• Price
42"	TS742WPJ	\$206
48"	TS748WPJ	\$206
54"	TS754WPJ	\$206
66"	TS766WPJ	\$206
78"	TS778WPJ	\$288
:	:	:

Floor Anchor Bracket

SIN 711.1



Tip: Floor anchor bolts are not included.

Standard Includes	Required to Specify
• Two-piece floor anchor bracket: black paint only	Style number

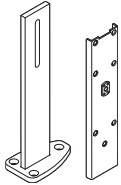
Specification Information

Style Number	Price
CBRKTS	\$42

Junction Stabilizer Brackets

SIN 711.1

Tip: Junction stabilizer bracket blocks power routing in the base and just above the base areas. Lay-in cable routing in the base is also blocked by the bracket.



Tip: Junctions manufactured on or after October 10, 2011 will only work with TS7SBNJ junction stabilizer bracket.

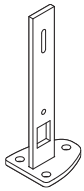
Standard Includes	Required to Specify
-------------------	---------------------

- | | |
|-----------------------------|--------------|
| • Bracket: black paint only | Style number |
|-----------------------------|--------------|

Specification Information		
• Height	• Style Number	• Price

:	:	:
:	:	:

10½"	TS7SBNJ	\$77
------	----------------	------

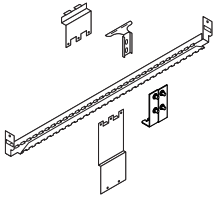


Tip: Junctions manufactured before October 10, 2011 will only work with TS7SB junction stabilizer bracket.

10½"	TS7SB	\$77
:	:	:

Off-Module Panel Connectors

SIN 711.1



Tip: Must be used with wall start junctions, ordered separately.

Tip: Off-module panel connector works with both square and oval style trims. Top cap filler included in package is only used with oval style trims.

Tip: Wall start junctions manufactured before October 2002 will not work with off-module panel connectors.

Tip: When using with wall start junction manufactured before October 10, 2011, the bottom bracket must be replaced with part number TS00938MP from Service Parts.

Standard Includes	Required to Specify
<ul style="list-style-type: none"> • Top and bottom bracket • Bottom channel • Top cap filler (oval style): plastic 	<ul style="list-style-type: none"> 1 Style number 2 Plastic color number for filler ▶ See <i>Surface Materials</i>, page 248.

Specification Information		
Width	Style Number	Price
24"	TS724BKT	\$262
30"	TS730BKT	\$262
36"	TS736BKT	\$262
42"	TS742BKT	\$262
48"	TS748BKT	\$262
60"	TS760BKT	\$262
72"	TS772BKT	\$262
:	:	:

Panels—Square and Oval Trims

Stacking In-Line Panel Junctions—Square and Oval Trims

SIN 711.1



Tip: Stacking in-line junctions do not require junction cap and trim.

Standard Includes	Required to Specify
-------------------	---------------------

- Junction: black paint only
- Fork connectors: black paint only

Style number

Specification Information		
• Height	• Style Number	• Price

12"	TS712IPJS	\$120
18"	TS718IPJS	\$120
24"	TS724IPJS	\$120
:	:	:

Stacking L, T, and X Panel Junctions—Square and Oval Trims

Stacking L, T, and X Panel Junctions—Square and Oval Trims

SIN 711.1

Standard Includes	Required to Specify
<ul style="list-style-type: none"> Junction: black paint only Trim on L and T junctions: paint Fork connectors Stacking trim aligner on L and T junctions: black plastic only 	<ul style="list-style-type: none"> 1 Style number 2 Paint color number for trim 3 Options, if selected (see below) ▶ See <i>Surface Materials</i>, page 248.

Tip: Junction cap is not included. Use the junction cap from the base junction you are stacking on.

Tip: For further information about fabric direction, see page 252.

Surface Materials	Options	Price	Required to Specify
	<ul style="list-style-type: none"> Paint price group 1 Paint price group 2 Paint price group 3 	<ul style="list-style-type: none"> No cost +\$11 +\$23 	<ul style="list-style-type: none"> Specify paint color number. Specify paint color number. Specify paint color number.
	L and T junction trim <ul style="list-style-type: none"> Fabric price group 1, 2, 3, 4, 5, or COM Fabric direction <ul style="list-style-type: none"> –Horizontal application (standard) –Vertical application 	<ul style="list-style-type: none"> +\$84 No cost No cost 	<ul style="list-style-type: none"> Specify fabric color number for trim. Specify <i>with horizontal application</i>. Specify <i>with vertical application</i>.

Specification Information		
Height	Style Number	Base Price

Stacking L Panel Junctions

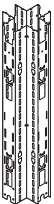
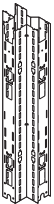
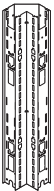
12"	TS712LPJS	\$332
18"	TS718LPJS	\$332
24"	TS724LPJS	\$332
:	:	:

Stacking T Panel Junctions

12"	TS712TPJS	\$332
18"	TS718TPJS	\$332
24"	TS724TPJS	\$332
:	:	:

Stacking X Panel Junctions

12"	TS712XPJS	\$310
18"	TS718XPJS	\$310
24"	TS724XPJS	\$310
:	:	:



Wood Stacking L and T Panel Junctions—Square and Oval Trims

SIN 711.1

Standard Includes	Required to Specify
<ul style="list-style-type: none"> • Junction: black paint only • Trim on L and T junctions: wood group 1 • Fork connectors • Stacking trim aligner on L and T junctions: black plastic only 	<ul style="list-style-type: none"> 1 Style number 2 Wood color number for trim 3 Options, if selected (see below) ▶ See <i>Surface Materials</i>, page 248.

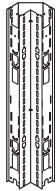
Options	Price	Required to Specify
Surface Materials Trim <ul style="list-style-type: none"> • Customiz stain on wood 	No cost	Specify with <i>Customiz stain</i> .

Tip: Junction cap is not included. Use the junction cap from the base junction you are stacking on.

Specification Information		
Height	Style Number	Price

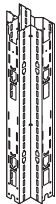
Wood Stacking L Panel Junctions

12"	TS712LPJSW	\$449
18"	TS718LPJSW	\$449
24"	TS724LPJSW	\$449



Wood Stacking T Panel Junctions

12"	TS712TPJSW	\$449
18"	TS718TPJSW	\$449
24"	TS724TPJSW	\$449



Stacking End-of-Run Panel Junctions—Square and Oval Trims

Stacking End-of-Run Panel Junctions—Square and Oval Trims

SIN 711.1



Tip: Junction cap is not included. Use the junction cap from the base junction you are stacking on.

Tip: For further information about fabric direction, see page 252.

Standard Includes	Required to Specify
<ul style="list-style-type: none"> Junction: black paint only Trim on end-of-run junction: paint Fork connectors Stacking trim aligner: black plastic only 	<ul style="list-style-type: none"> 1 Style number 2 Paint color number for trim 3 Options, if selected (see below) ▶ See <i>Surface Materials</i>, page 248.

Options	Price	Required to Specify
Surface Materials <ul style="list-style-type: none"> Paint price group 1 Paint price group 2 Paint price group 3 	<ul style="list-style-type: none"> No cost +\$11 +\$23 	<ul style="list-style-type: none"> Specify paint color number. Specify paint color number. Specify paint color number.
Trim <ul style="list-style-type: none"> Fabric price group 1, 2, 3, 4, 5, or COM Fabric direction <ul style="list-style-type: none"> –Horizontal application (standard) –Vertical application 	<ul style="list-style-type: none"> +\$84 No cost No cost 	<ul style="list-style-type: none"> Specify fabric color number for trim. Specify <i>with horizontal application</i>. Specify <i>with vertical application</i>.

Specification Information		
Height	Style Number	Base Price
12"	TS712EPJS	\$176
18"	TS718EPJS	\$176
24"	TS724EPJS	\$176

Panels—Square and Oval Trims

Wood Stacking End-of-Run Panel Junctions—Square and Oval Trims

SIN 711.1



Tip: Junction cap is not included. Use the junction cap from the base junction you are stacking on.

Standard Includes	Required to Specify
<ul style="list-style-type: none"> • Junction: black paint only • Trim on end-of-run junction: wood group 1 • Fork connectors • Stacking trim aligner: black plastic only 	<ul style="list-style-type: none"> 1 Style number 2 Wood color number for trim 3 Options, if selected (see below) ▶ See <i>Surface Materials</i>, page 248.

Options	Price	Required to Specify
Surface Materials Trim <ul style="list-style-type: none"> • Customiz stain on wood 	No cost	Specify with <i>Customiz stain</i> .

Specification Information		
Height	Style Number	Price
12"	TS712EPJSW	\$295
18"	TS718EPJSW	\$295
24"	TS724EPJSW	\$295
:	:	:

Stacking V and Y Panel Junctions—Square and Oval Trims

Stacking V and Y Panel Junctions—Square and Oval Trims

SIN 711.1

Tip: Junction cap is not included. Use the junction cap from the base junction you are stacking on.

Tip: For further information about fabric direction, see page 252.

Standard Includes	Required to Specify
<ul style="list-style-type: none"> Junction: black paint only Trim on V junctions: paint Fork connectors Stacking trim aligner on V junctions: black plastic only 	<ul style="list-style-type: none"> 1 Style number 2 Paint color number for trim 3 Options, if selected (see below) ▶ See <i>Surface Materials</i>, page 248.

Options	Price	Required to Specify
Surface Materials <ul style="list-style-type: none"> Paint price group 1 Paint price group 2 Paint price group 3 	<ul style="list-style-type: none"> No cost +\$11 +\$23 	<ul style="list-style-type: none"> Specify paint color number. Specify paint color number. Specify paint color number.
Trim on V junctions <ul style="list-style-type: none"> Fabric price group 1, 2, 3, 4, 5, or COM Fabric direction <ul style="list-style-type: none"> –Horizontal application (standard) –Vertical application 	<ul style="list-style-type: none"> +\$84 No cost No cost 	<ul style="list-style-type: none"> Specify fabric color number for trim. Specify <i>with horizontal application</i>. Specify <i>with vertical application</i>.



Specification Information		
Height	Style Number	Base Price

Stacking V Panel Junctions

12"	TS712VPJS	\$419
18"	TS718VPJS	\$419
24"	TS724VPJS	\$419
:	:	:

Stacking Y Panel Junctions


12"	TS712YPJS	\$390
18"	TS718YPJS	\$390
24"	TS724YPJS	\$390
:	:	:



Panels—Square and Oval Trims

Wood Stacking V Panel Junctions—Square and Oval Trims

SIN 711.1



Tip: Junction cap is not included. Use the junction cap from the base junction you are stacking on.

Standard Includes	Required to Specify
<ul style="list-style-type: none"> Junction: black paint only Trim on V junctions: wood group 1 Fork connectors Stacking trim aligner on V junctions: black plastic only 	<ul style="list-style-type: none"> 1 Style number 2 Wood color number for trim 3 Options, if selected (see below) ▶ See <i>Surface Materials</i>, page 248.

Surface Materials	Options	Price	Required to Specify
	Trim <ul style="list-style-type: none"> Customiz stain on wood 	No cost	Specify with <i>Customiz stain</i> .

Specification Information		
Height	Style Number	Price

Wood Stacking V Panel Junctions

12"	TS712VPJSW	\$538
18"	TS718VPJSW	\$538
24"	TS724VPJSW	\$538

Stacking Wall-Start Junctions

SIN 711.1



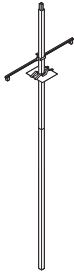
Standard Includes	Required to Specify
<ul style="list-style-type: none"> • Junction: black paint only • Fork connector 	Style number

Specification Information		
• Height	• Style Number	• Price
12"	TS712WPJS	\$310
18"	TS718WPJS	\$310
24"	TS724WPJS	\$310
:	:	:

Panels—Square and Oval Trims

Junctions with Utility Pole—Square Trim

SIN 711.1



Tip: Order multipurpose power infeed separately.
▶ Page 214

Standard Includes	Required to Specify
<ul style="list-style-type: none"> • Junction • Upright vertical trim on L and In-line: paint price group 1 • Junction cap on L, In-line, and T junctions: paint • Utility pole: paint price group 1 • Ceiling trim plate: white paint only • Mounting brackets 	<ol style="list-style-type: none"> 1 Style number 2 Paint color number for upright and utility pole 3 Paint color number for junction cap 4 Options, if selected (see below) <p>▶ See <i>Surface Materials</i>, page 248.</p>

Options	Price	Required to Specify
Surface Materials <ul style="list-style-type: none"> • Paint price group 1 • Paint price group 2 • Paint price group 3 	No cost +\$11 +\$23	Specify paint color number. Specify paint color number. Specify paint color number.

Specification Information		
Corresponding Panel Height	Style Number	Base Price

L and In-Line Panel Junctions with Utility Pole

42"	TS742SLUP	\$644
48"	TS748SLUP	\$644
54"	TS754SLUP	\$644
66"	TS766SLUP	\$644
78"	TS778SLUP	\$709
:	:	:

T Panel Junctions with Utility Pole

42"	TS742STUP	\$644
48"	TS748STUP	\$644
54"	TS754STUP	\$644
66"	TS766STUP	\$644
78"	TS778STUP	\$709
:	:	:

End-of-Run Junctions with Utility Pole

42"	TS742SERUP	\$392
48"	TS748SERUP	\$392
54"	TS754SERUP	\$392
66"	TS766SERUP	\$392
78"	TS778SERUP	\$408
:	:	:

Tip: End-of-run junctions with utility pole can be used with thin trim also.

Junctions with Utility Pole—Oval Trim

SIN 711.1



Tip: Order multipurpose power infeed separately.
▶ Page 214

Standard Includes	Required to Specify
<ul style="list-style-type: none"> • Junction • Upright vertical trim on L and In-line: paint price group 1 • Junction cap on L, In-line, and T junctions: plastic • Utility pole: paint price group 1 • Ceiling trim plate: white paint only • Mounting brackets 	<ol style="list-style-type: none"> 1 Style number 2 Paint color number for upright and utility pole 3 Plastic color number for junction cap 4 Options, if selected (see below) <p>▶ See <i>Surface Materials</i>, page 248.</p>

Options	Price	Required to Specify
Surface Materials <ul style="list-style-type: none"> • Paint price group 1 • Paint price group 2 • Paint price group 3 	No cost +\$11 +\$23	Specify paint color number. Specify paint color number. Specify paint color number.

Specification Information		
Corresponding Panel Height	Style Number	Base Price

L and In-Line Panel Junctions with Utility Pole

42"	TS742LUP	\$756
48"	TS748LUP	\$756
54"	TS754LUP	\$756
66"	TS766LUP	\$756
78"	TS778LUP	\$833
:	:	:

T Panel Junctions with Utility Pole

42"	TS742TUP	\$756
48"	TS748TUP	\$756
54"	TS754TUP	\$756
66"	TS766TUP	\$756
78"	TS778TUP	\$833
:	:	:

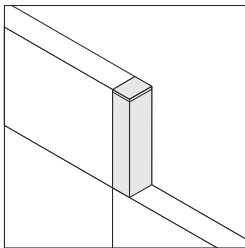
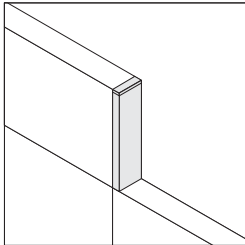
End-of-Run Junctions with Utility Pole

42"	TS742ERUP	\$461
48"	TS748ERUP	\$461
54"	TS754ERUP	\$461
66"	TS766ERUP	\$461
78"	TS778ERUP	\$481
:	:	:

Tip: End-of-run junctions with utility pole can be used with thin trim also.

Standard Change-of-Height Trims—Square Trim

SIN 711.1



Tip: Cable-routing trim provides cable routing capacity.

Tip: Remember to specify the change-of-height top cap option for the lower panels in change-of-height configurations when using either type of change-of-height trim.

Tip: For further information about fabric direction, see page 252.

Standard Includes	Required to Specify
-------------------	---------------------

- | | |
|---|---|
| <ul style="list-style-type: none"> • Change-of-height trim: paint price group 1 • One change-of-height junction cap: must specify corner application or in-line application | <ol style="list-style-type: none"> 1 Style number 2 Junction cap application 3 Paint color number for trim 4 Paint or wood color number for junction cap 5 Options, if selected (see below) <p>▶ See <i>Surface Materials</i>, page 248.</p> |
|---|---|

Surface Materials	Options	Price	Required to Specify
-------------------	---------	-------	---------------------

Surface Materials	Change-of-height trim		
	<ul style="list-style-type: none"> • Paint price group 1 • Paint price group 2 • Paint price group 3 	<ul style="list-style-type: none"> No cost +\$ 11 +\$ 23 	<ul style="list-style-type: none"> Specify paint color number. Specify paint color number. Specify paint color number.
	<ul style="list-style-type: none"> • Fabric price group 1, 2, 3, 4, 5, or COM • Fabric direction –Horizontal application (standard) –Vertical application • Wood group 1 • Customiz stain on wood 	<ul style="list-style-type: none"> +\$ 54 No cost No cost +\$163 No cost 	<ul style="list-style-type: none"> Specify fabric color number for trim. Specify <i>with horizontal application</i>. Specify <i>with vertical application</i>. Specify wood color number. Specify <i>with Customiz stain</i>.

Specification Information				
Application	Style Number	Base Price	Style Number	Base Price

--	--	--	--	--

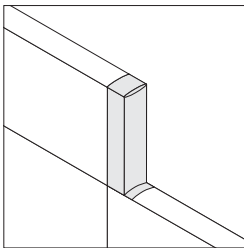
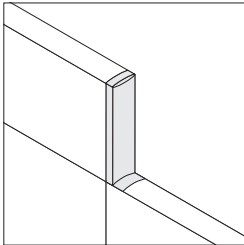
	Painted Junction Cap	Wood Junction Cap
--	----------------------	-------------------

Slim Profile				
12"	TS712SCHS	\$67	TS712SCHSW	\$119
18"	TS718SCHS	\$71	TS718SCHSW	\$123
24"	TS724SCHS	\$77	TS724SCHSW	\$129
30"	TS730SCHS	\$85	TS730SCHSW	\$136
36"	TS736SCHS	\$94	TS736SCHSW	\$145

Cable-Routing Capability				
12"	TS712SCH	\$67	TS712SCHW	\$119
18"	TS718SCH	\$71	TS718SCHW	\$123
24"	TS724SCH	\$77	TS724SCHW	\$129
30"	TS730SCH	\$85	TS730SCHW	\$136
36"	TS736SCH	\$94	TS736SCHW	\$145

Standard Change-of-Height Trims—Oval Trim

SIN 711.1



Tip: Cable-routing trim provides cable routing capacity.

Tip: Remember to specify the shortened top cap option for the lower panels in change-of-height configurations when using either type of change-of-height trim.

Tip: For further information about fabric direction, see page 252.

Standard Includes	Required to Specify
-------------------	---------------------

- | | |
|---|--|
| <ul style="list-style-type: none"> • Change-of-height trim: paint price group 1 • One change-of-height junction cap: must specify corner application or in-line application • One bottom filler: plastic or wood group 1 | <ol style="list-style-type: none"> 1 Style number 2 Junction cap application 3 Paint color number for trim 4 Plastic or wood color number for junction caps and bottom filler 5 Options, if selected (see below) <p>▶ See <i>Surface Materials</i>, page 248.</p> |
|---|--|

Surface Materials	Options	Price	Required to Specify
-------------------	---------	-------	---------------------

Change-of-height trim	• Paint price group 1	No cost	Specify paint color number.
	• Paint price group 2	+\$ 11	
	• Paint price group 3	+\$ 23	Specify paint color number.
	• Fabric price group 1, 2, 3, 4, 5, or COM	+\$ 54	Specify fabric color number for trim.
	• Fabric direction		
	–Horizontal application (standard)	No cost	Specify with <i>horizontal application</i> .
	–Vertical application	No cost	Specify with <i>vertical application</i> .
	• Wood group 1	+\$163	Specify wood color number.
	• Customiz stain on wood	No cost	Specify with <i>Customiz stain</i> .

Specification Information				
Application	Style Number	Base Price	Style Number	Base Price

	Painted Junction Cap	Wood Junction Cap
--	----------------------	-------------------

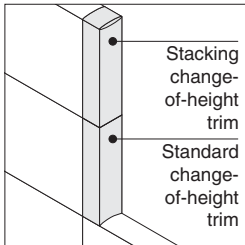
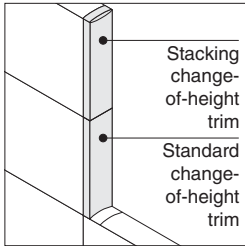
Slim Profile				
12"	TS712CHS	\$ 79	TS712CHSW	\$141
18"	TS718CHS	\$ 85	TS718CHSW	\$148
24"	TS724CHS	\$ 91	TS724CHSW	\$152
30"	TS730CHS	\$100	TS730CHSW	\$161
36"	TS736CHS	\$111	TS736CHSW	\$172

Cable-Routing Capability				
12"	TS712CH	\$ 79	TS712CHW	\$141
18"	TS718CH	\$ 85	TS718CHW	\$148
24"	TS724CH	\$ 91	TS724CHW	\$152
30"	TS730CH	\$100	TS730CHW	\$161
36"	TS736CH	\$111	TS736CHW	\$172

Panels—Square and Oval Trims

Stacking Change-of-Height Trims—Square and Oval Trims

SIN 711.1



Tip: Stacking change-of-height trim is only used on the second tier in a change-of-height configuration.

Tip: Change-of-height junction cap is not included with stacking change-of-height trim. Use the change-of-height junction cap from the standard change-of-height trim you are stacking on.

Tip: Cable-routing trim provides cable routing capacity.

Tip: For further information about fabric direction, see page 252.

Tip: Stacking change-of-height trim works with square and oval top trim styles but not with thin top trim style.

Standard Includes		Required to Specify	
<ul style="list-style-type: none"> Change-of-height trim: paint price group 1 or wood group 1 Stacking trim aligner: black plastic only 		<ul style="list-style-type: none"> 1 Style number 2 Paint or wood color number for trim 3 Options, if selected (see below) <p>▶ See <i>Surface Materials</i>, page 248.</p>	
Surface Materials	Options	Price	Required to Specify
	Change-of-height trim <ul style="list-style-type: none"> Paint price group 1 Paint price group 2 Paint price group 3 	No cost +\$11 +\$23	Specify paint color number. Specify paint color number. Specify paint color number.
	For use on steel trim only <ul style="list-style-type: none"> Fabric price group 1, 2, 3, 4, 5, or COM Fabric direction <ul style="list-style-type: none"> –Horizontal application (standard) –Vertical application 	+\$54 No cost No cost	Specify fabric color number for trim. Specify <i>with horizontal application</i> . Specify <i>with vertical application</i> .
	Wood change-of-height trim <ul style="list-style-type: none"> Customiz stain on wood 	No cost	Specify <i>with Customiz stain</i> .

Specification Information		
Corresponding Panel Height	Style Number	Base Price

Steel Trim

Stacking Change-of-Height Trim with Slim Profile

12"	TS712CHST	\$ 58
18"	TS718CHST	\$ 64
24"	TS724CHST	\$ 67

Stacking Change-of-Height Trim with Cable Routing Capability

12"	TS712CHT	\$ 58
18"	TS718CHT	\$ 64
24"	TS724CHT	\$ 67

Wood Trim

Stacking Change-of-Height Trim with Slim Profile

12"	TS712CHSTW	\$178
18"	TS718CHSTW	\$182
24"	TS724CHSTW	\$187

Stacking Change-of-Height Trim with Cable Routing Capability

12"	TS712CHTW	\$178
18"	TS718CHTW	\$182
24"	TS724CHTW	\$187

Stacking Change-of-Height
Trims—Square and Oval
Trims

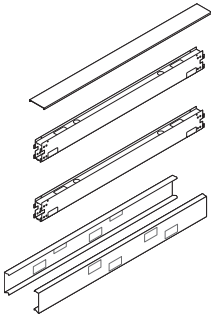
SIN 711.1

**Panel—Square
and Oval Trims**

Base Horizontal Frame Packages—Square Trim

For Panel Buildups

SIN 711.1



Tip: You must order vertical junctions separately to complete your frame.

▶ Page 118

Tip: Specify omit top cap when adding a frameless glass screen to a panel or when ordering spanning top caps.

Tip: Remember to specify an optional change-of-height top cap on any panel in a change-of-height configuration.

Exception: The tallest panel in the configuration never needs a change-of-height top cap.

Tip: Remember to omit base trim(s) when using skins to the floor.

Tip: Base cable tray cannot be used if omit base trim is selected for one or both sides of panel.

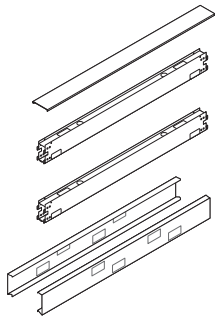
Tip: Remember to order skins to complete the panel.
▶ See page 157.

Tip: Omit standard base trim and specify separate hardware base trim when accessing hardware power in the base.

Standard Includes		Required to Specify	
<ul style="list-style-type: none"> Standard length top cap: color default determined by base trim paint color Base trim with knockouts: paint price group 1 Two horizontal connecting bars: black paint only 		1 Style number 2 Paint color number for trim 3 Options, if selected (see below) ▶ See <i>Surface Materials</i> , page 248.	
Surface Materials	Options	Price	Required to Specify
	<ul style="list-style-type: none"> Paint price group 1 Paint price group 2 Paint price group 3 	No cost +\$11 +\$23	Specify paint color number. Specify paint color number. Specify paint color number.
	Top cap		
	<ul style="list-style-type: none"> Omit top cap Wood group 1 	No cost Prices at right	Specify <i>omit top cap</i> . Specify <i>with wood top cap</i> and select wood color number. Specify <i>with Customiz stain</i> .
	<ul style="list-style-type: none"> Customiz stain on wood 	No cost	
Change-of-Height Top Cap	<ul style="list-style-type: none"> Change-of-height at one end of top cap, slim Change-of-height at one end of top cap, cable management Change-of-height at both ends of top cap on 36"W and wider packages, slim Change-of-height at both ends of top cap on 36"W and wider packages, cable management Change-of-height at both ends of top cap on 36"W and wider packages, 1 end slim and one end cable management 	+\$ 6 +\$ 6 +\$ 6 +\$ 6 +\$ 6	Specify <i>with change-of-height, one end slim</i> . Specify <i>with change-of-height, one end cable management</i> . Specify <i>with change-of-height, both ends slim</i> . Specify <i>with change-of-height, both ends cable management</i> . Specify <i>with change-of-height one end slim, one end cable management</i> .
Base Trim	<ul style="list-style-type: none"> Knockouts one side, plain one side (24"-72"W only) Plain both sides, (24"-72"W only) Omit one side, knockouts one side, 18"W to 36"W Omit one side, knockouts one side, 42"W to 48"W Omit one side, knockouts one side, 60"W to 72"W Omit one side, plain one side, 18"W to 36"W Omit one side, plain one side, 42"W to 48"W Omit one side, plain one side, 60"W to 72"W Omit both sides, 18"W to 36"W Omit both sides, 42"W to 48"W Omit both sides, 60"W to 72"W 	No cost No cost -\$ 3 -\$ 4 -\$ 5 -\$ 3 -\$ 4 -\$ 5 -\$ 6 -\$ 8 -\$10	Specify <i>with knockouts one side, plain one side</i> . Specify <i>with plain both sides</i> . Specify <i>with omit one side, knockouts one side</i> . Specify <i>with omit one side, knockouts one side</i> . Specify <i>with omit one side, knockouts one side</i> . Specify <i>with omit one side, plain one side</i> . Specify <i>with omit one side, plain one side</i> . Specify <i>with omit one side, plain one side</i> . Specify <i>with omit both sides</i> . Specify <i>with omit both sides</i> . Specify <i>with omit both sides</i> .
Cable Tray	<ul style="list-style-type: none"> Cable tray 	No cost	Specify <i>with cable tray</i> .
Base Cable Tray	<ul style="list-style-type: none"> Base cable tray 	+\$ 5	Specify <i>with base cable tray</i> .

Specification Information

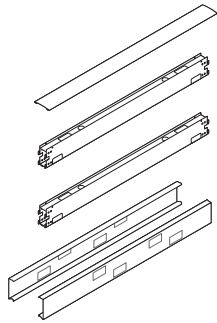
Width	Style Number	Base Price	Option (Add \$ to Base Price) Wood Top Cap
18"	TS718SHF	\$ 84	+\$190
24"	TS724SHF	\$ 88	+\$190
30"	TS730SHF	\$ 95	+\$190
36"	TS736SHF	\$100	+\$190
42"	TS742SHF	\$115	+\$190
48"	TS748SHF	\$121	+\$190
60"	TS760SHF	\$155	+\$252
72"	TS772SHF	\$212	+\$252
:	:	:	:



Base Horizontal Frame Packages—Oval Trim

For Panel Buildups

SIN 711.1



Tip: You must order vertical junctions separately to complete your frame.
▶ Page 119

Tip: Remember to specify an optional shortened change-of-height top cap on any panel in a change-of-height configuration.
Exception: The tallest panel in the configuration never needs a shortened change-of-height top cap.

Tip: Remember to omit base trim(s) when using skins to the floor.

Tip: Base cable tray cannot be used if omit base trim is selected for one or both sides of panel.

Tip: Remember to order skins to complete the panel.
▶ See page 157.

Tip: Omit standard base trim and specify separate hardware base trim when accessing hardware power in the base.

Standard Includes	Required to Specify
<ul style="list-style-type: none"> Standard length top cap: color default determined by base trim paint color Base trim with knockouts: paint price group 1 Two horizontal connecting bars: black paint only 	<ol style="list-style-type: none"> Style number Paint color number for trim Options, if selected (see below) <p>▶ See <i>Surface Materials</i>, page 248.</p>

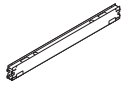
Options	Price	Required to Specify
Surface Materials <ul style="list-style-type: none"> Paint price group 1 Paint price group 2 Paint price group 3 	No cost +\$11 +\$23	Specify paint color number. Specify paint color number. Specify paint color number.
Top cap <ul style="list-style-type: none"> Wood group 1 Customiz stain on wood 	Prices below No cost	Specify <i>with wood top cap</i> and select wood color number. Specify <i>with Customiz stain</i> .
Change-of-Height Shortened Top Cap <ul style="list-style-type: none"> Change-of-height at one end of top cap Change-of-height at both ends of top cap on 36"W and wider frame packages 	+\$ 6 +\$ 6	Specify <i>with change-of-height, one end</i> . Specify <i>with change-of-height, both ends</i> .
Base Trim <ul style="list-style-type: none"> Knockouts one side, plain one side (24"-72"W only) Plain both sides, (24"-72"W only) Omit one side, knockouts one side, 18"W to 36"W Omit one side, knockouts one side, 42"W to 48"W Omit one side, knockouts one side, 60"W to 72"W Omit one side, plain one side, 18"W to 36"W Omit one side, plain one side, 42"W to 48"W Omit one side, plain one side, 60"W to 72"W Omit both sides, 18"W to 36"W Omit both sides, 42"W to 48"W Omit both sides, 60"W to 72"W 	No cost No cost -\$ 3 -\$ 4 -\$ 5 -\$ 3 -\$ 4 -\$ 5 -\$ 6 -\$ 8 -\$10	Specify <i>with knockouts one side, plain one side</i> . Specify <i>with plain both sides</i> . Specify <i>with omit one side, knockouts one side</i> . Specify <i>with omit one side, knockouts one side</i> . Specify <i>with omit one side, knockouts one side</i> . Specify <i>with omit one side, plain one side</i> . Specify <i>with omit one side, plain one side</i> . Specify <i>with omit one side, plain one side</i> . Specify <i>with omit both sides</i> . Specify <i>with omit both sides</i> . Specify <i>with omit both sides</i> .
Cable Tray <ul style="list-style-type: none"> Cable tray 	No cost	Specify <i>with cable tray</i> .
Base Cable Tray <ul style="list-style-type: none"> Base cable tray 	+\$ 5	Specify <i>with base cable tray</i> .

Specification Information			
Width	Style Number	Base Price	Option (Add \$ to Base Price) Wood Top Cap
18"	TS718HF	\$ 97	+\$190
24"	TS724HF	\$101	+\$190
30"	TS730HF	\$113	+\$190
36"	TS736HF	\$118	+\$190
42"	TS742HF	\$134	+\$190
48"	TS748HF	\$144	+\$190
60"	TS760HF	\$181	+\$252
72"	TS772HF	\$249	+\$252

Stacking Horizontal Frame Packages

For Panel Buildups

SIN 711.1



Tip: You must order vertical stacking junctions separately to complete your frame.

▶ Page 130

Tip: Top cap is not included. Use the top cap from the base panel you are stacking on.

Tip: If stacking a window kit, stacking horizontal frame package is not needed.

Tip: Remember to order skins to complete the panel.

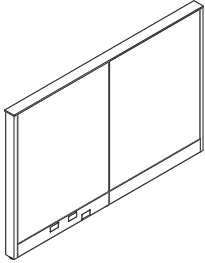
▶ See page 157.

Standard Includes	Required to Specify
<ul style="list-style-type: none"> • Cable lay-in tray: black paint only • One horizontal connecting bar: black paint only 	Style number

Specification Information		
• Width	• Style Number	• Price
18"	TS718HFS	\$17
24"	TS724HFS	\$21
30"	TS730HFS	\$22
36"	TS736HFS	\$24
42"	TS742HFS	\$27
48"	TS748HFS	\$29
60"	TS760HFS	\$35
72"	TS772HFS	\$49
:	:	:

Spanning Top Caps—Square Trim

SIN 711.1



Tip: In-line spanning top cap lightseals should be specified for each in-line joint top cap is spanning across.

Standard Includes	Required to Specify
<ul style="list-style-type: none"> Top cap: paint or wood group 1 	<ol style="list-style-type: none"> Style number Paint color number or wood finish number for top cap Options, if selected (see below) <p>▶ See <i>Surface Materials</i>, page 248.</p>

Options	Price	Required to Specify
Surface Materials <ul style="list-style-type: none"> Customiz stain on wood 	No cost	Specify with <i>Customiz stain</i> .
Change-of-Height Shortened Top Cap <ul style="list-style-type: none"> Change-of-height at one end of top cap, slim Change-of-height at one end of top cap, cable management Change-of-height at both ends of top cap, slim Change-of-height at both ends of top cap, cable management Change-of-height at both ends of top cap, one end slim and one end cable management 	+\$6 +\$6 +\$6 +\$6 +\$6	Specify with <i>change-of-height, one end slim</i> . Specify with <i>change-of-height, one end cable management</i> . Specify with <i>change-of-height, both ends slim</i> . Specify with <i>change-of-height, both ends cable management</i> . Specify with <i>change-of-height, one end slim, one end cable management</i> .

Specification Information

Width	Style Number	Base Price

Painted Top Caps

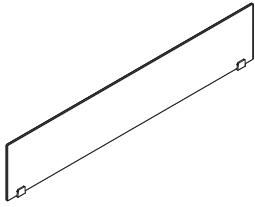
36"	TS736STC	\$ 22
42"	TS742STC	\$ 26
48"	TS748STC	\$ 31
60"	TS760STC	\$ 36
72"	TS772STC	\$ 41
78"	TS778STC	\$ 49
84"	TS784STC	\$ 58
90"	TS790STC	\$ 67
96"	TS796STC	\$ 75
:	:	:

Wood Top Caps

36"	TS736STCW	\$212
42"	TS742STCW	\$216
48"	TS748STCW	\$221
60"	TS760STCW	\$288
72"	TS772STCW	\$293
78"	TS778STCW	\$301
84"	TS784STCW	\$310
90"	TS790STCW	\$319
96"	TS796STCW	\$327
:	:	:

Frameless Glass Screens—Square Trim

SIN 711.1



Tip: These screens are only available for use on panels with square trim.

Tip: Remember to specify in-line top cap lightseals if frameless glass screen is spanning two or more panels.

Standard Includes	Required to Specify
<ul style="list-style-type: none"> • Glass screen, 6500 Clear Glass • Two brackets: paint price group 1 • Two supports • Square profile top cap with holes: paint price group 1 	<ol style="list-style-type: none"> 1 Style Number 2 Paint color number for brackets 3 Paint color number for top cap 4 Options, if selected (see below) <p>▶ See <i>Surface Materials</i>, page 248.</p>

Options	Price	Required to Specify
Surface Materials Top cap <ul style="list-style-type: none"> • Paint price group 1 • Paint price group 2 • Paint price group 3 • Wood group 1 • Customiz stain on wood 	No cost +\$11 +\$23 Prices below No cost	Specify paint color number. Specify paint color number. Specify paint color number. Specify with <i>wood top cap</i> and select wood color number. Specify with <i>Customiz stain</i> .
Change-of-Height Top Cap <ul style="list-style-type: none"> • Change-of-height at one end of top cap, slim 	+\$ 6	Specify with <i>change-of-height, one end slim</i> .
Glass Screen <ul style="list-style-type: none"> • Omit glass screen • Frosted glass 	Prices below Prices below	Specify with <i>omit screen</i> . Specify with <i>6530 Frosted Tempered Glass</i> .

Specification Information					
Width	Style Number	Base Price	Options (Add \$ to Base Price)		
:	:	:	: Wood	: Omit	: Frosted
:	:	:	: Top Cap	: Glass	: Glass
24"	TS71224SFG	\$ 432	+\$190	-\$ 87	+\$ 60
30"	TS71230SFG	\$ 464	+\$190	-\$ 98	+\$ 79
36"	TS71236SFG	\$ 499	+\$190	-\$104	+\$120
42"	TS71242SFG	\$ 534	+\$190	-\$109	+\$176
48"	TS71248SFG	\$ 563	+\$190	-\$119	+\$196
60"	TS71260SFG	\$ 650	+\$252	-\$130	+\$252
72"	TS71272SFG	\$ 725	+\$252	-\$141	+\$302
78"	TS71278SFG	\$ 807	+\$252	-\$153	+\$318
84"	TS71284SFG	\$ 889	+\$252	-\$163	+\$329
90"	TS71290SFG	\$ 970	+\$252	-\$173	+\$363
96"	TS71296SFG	\$1051	+\$252	-\$184	+\$381
:	:	:	:	:	:

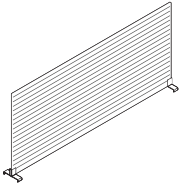
Panel—Square and Oval Trims

12"H Panel Top Screens

For Use on Panels with Square and Oval Trim

SIN 711.1

Square Trim



Tip: These screens only attach to panels with square trim.

Tip: Support brackets, included in this package, must be used with translucent screen only.

Tip: Double wall construction and internal ribbing structure make screen look more opaque than 6625 translucent finish sample.

Standard Includes	Required to Specify
-------------------	---------------------

- Screen: Translucent plastic
- Supports: paint

- 1 Style number
- 2 Paint color number for supports
- 3 Options, if selected (see below)
- ▶ See *Surface Materials*, page 248.

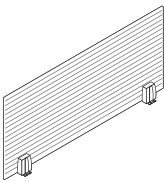
Screen	Options	Price	Required to Specify
--------	---------	-------	---------------------

- | | | | |
|--------|-------------------------------|---------|---|
| Screen | • Change-of-height at one end | No cost | Specify with change-of-height, one end. |
|--------|-------------------------------|---------|---|

Specification Information			
Panel Width	Screen Width	Style Number	Price

24"	23½"	TS71224SPTS	\$174
30"	29½"	TS71230SPTS	\$180
36"	35½"	TS71236SPTS	\$190
42"	41½"	TS71242SPTS	\$202
48"	47½"	TS71248SPTS	\$208
:	:	:	:

Oval Trim



Tip: These screens only attach to panels with oval trim.

Tip: Support brackets, included in this package, must be used with translucent screen only.

Tip: Double wall construction and internal ribbing structure make screen look more opaque than 6625 translucent finish sample.

Standard Includes	Required to Specify
-------------------	---------------------

- Screen: Translucent plastic
- Supports: 6623 Metallic

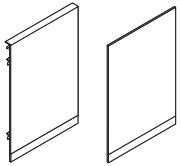
- Style number

Specification Information			
Panel Width	Screen Width	Style Number	Price

30"	27½"	TS71230PTS	\$188
36"	33½"	TS71236PTS	\$197
42"	39½"	TS71242PTS	\$209
48"	45½"	TS71248PTS	\$216
:	:	:	:

Panel Packages—Square Trim

SIN 711.1



Side 1 Side 2

Tip: You must order junctions separately to connect adjacent panels.

▶ Page 118

Tip: Remember to order receptacles and face plates.

▶ Pages 208–211

Tip: 18"W panels can accommodate pass-through power only.

Tip: 72"W panels accommodate fabric in the horizontal application only.

Tip: For further information about fabric direction, ▶ see page 252.

Tip: Specify omit top cap when adding a frameless glass screen to a panel or when ordering spanning top caps.

Tip: Remember to specify an optional change-of-height top cap on any panel in a change-of-height configuration.

Exception: The tallest panel in the configuration never needs to change-of-height top cap.

Standard Includes	Required to Specify
<ul style="list-style-type: none"> Tackable acoustical skins on both sides of panel, fabric direction with horizontal application, if selected: fabric price group 1 Performance tackable acoustical skins on both sides of panel, fabric direction with horizontal application, if selected: fabric price group 1 Standard length top cap: color default determined by trim paint color Base trim with knockouts: painted steel Two horizontal connecting bars 	<ol style="list-style-type: none"> Style number Fabric color number for side 1 Fabric color number for side 2 Paint color number for trim Options, if selected (see below) <p>▶ See <i>Surface Materials</i>, page 248.</p>

Options	Price	Required to Specify	
Surface Materials	Skin surface		
<ul style="list-style-type: none"> Fabric price group A each side Fabric price group 1 each side Fabric price group 2 each side Fabric price group 3 each side Fabric price group 4 each side Fabric price group 5 each side Fabric price group COM each side 	<ul style="list-style-type: none"> −\$ 5 No cost +\$ 27 +\$ 48 +\$ 77 +\$120 +\$ 16 	<ul style="list-style-type: none"> Specify fabric color number. Specify fabric color number. Specify fabric color number. Specify fabric color number. Specify fabric color number. Specify fabric color number. Specify fabric color number. 	
	Fabric direction on 18"W to 60"W panels		
<ul style="list-style-type: none"> Vertical application, side 1 Vertical application, side 2 	<ul style="list-style-type: none"> No cost No cost 	<ul style="list-style-type: none"> Specify with vertical application. Specify with vertical application. 	
	Trim		
<ul style="list-style-type: none"> Paint price group 1 Paint price group 2 Paint price group 3 	<ul style="list-style-type: none"> No cost +\$ 11 +\$ 23 	<ul style="list-style-type: none"> Specify paint color number. Specify paint color number. Specify paint color number. 	
	Top cap		
<ul style="list-style-type: none"> Omit top cap Wood group 1 (18"W to 48"W) Wood group 1 (60"W to 72"W) Customiz stain on wood 	<ul style="list-style-type: none"> No cost +\$190 +\$252 No cost 	<ul style="list-style-type: none"> Specify omit top cap. Specify with wood top cap and select wood color number. Specify with wood top cap and select wood color number. Specify with Customiz stain. 	
Change-of-Height Top Cap	<ul style="list-style-type: none"> Change-of-height at one end of top cap, slim Change-of-height at one end of top cap, cable management Change-of-height at both ends of top cap on 36"W and wider packages, slim Change-of-height at both ends of top cap on 36"W and wider packages, cable management Change-of-height at both ends of top cap on 36"W and wider packages, 1 end slim and one end cable management 	<ul style="list-style-type: none"> +\$ 6 +\$ 6 +\$ 6 +\$ 6 +\$ 6 	<ul style="list-style-type: none"> Specify with change-of-height, one end slim. Specify with change-of-height, one end cable management. Specify with change-of-height, both ends slim. Specify with change-of-height, both ends cable management. Specify with change-of-height, one end slim, one end cable management.
Base Trim	<ul style="list-style-type: none"> Knockouts one side, plain one side (24"-72"W only) Plain both sides (24"-72"W only) 	<ul style="list-style-type: none"> No cost No cost 	<ul style="list-style-type: none"> Specify with knockouts one side, plain one side. Specify with plain both sides.





▶ Options, continued on next page

SIN 711.1

► Options, continued from previous page

Options	Price	Required to Specify
Cable Tray • Cable tray	No cost	Specify with cable tray.
Base Cable Tray • Base cable tray	+\$ 5	Specify with base cable tray.
Power with 3+1, 2+2, or three separate neutrals (3SN) wiring schematics	• One pass-through power harness 18"W to 48"W	+\$165
	• One pass-through power harness 60"W or 72"W	+\$185
	• One powerkit 24"W to 48"W	+\$205
	• One powerkit 60"W or 72"W	+\$311

Tip: Remember to specify an optional change-of-height top cap on any panel in a change-of-height configuration.
Exception: The tallest panel in the configuration never needs a change-of-height top cap.

Specification Information											
42"H			48"H			54"H			66"H		
											
• Width	• Style Number	• Base Price	• Style Number	• Base Price	• Style Number	• Base Price	• Style Number	• Base Price			

Panel—Square and Oval Trims

Full Skin Tackable Acoustical Panel Packages

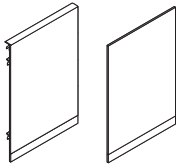
18"	TS74218STF	\$379	TS74818STF	\$385	TS75418STF	\$396	TS76618STF	\$463
24"	TS74224STF	\$408	TS74824STF	\$412	TS75424STF	\$420	TS76624STF	\$492
30"	TS74230STF	\$438	TS74830STF	\$444	TS75430STF	\$452	TS76630STF	\$520
36"	TS74236STF	\$467	TS74836STF	\$476	TS75436STF	\$486	TS76636STF	\$547
42"	TS74242STF	\$519	TS74842STF	\$523	TS75442STF	\$533	TS76642STF	\$599
48"	TS74248STF	\$586	TS74848STF	\$595	TS75448STF	\$609	TS76648STF	\$672
60"	TS74260STF	\$694	TS74860STF	\$702	TS75460STF	\$716	TS76660STF	\$776
72"	TS74272STF	\$807	TS74872STF	\$817	TS75472STF	\$833	TS76672STF	\$887

Full Skin Performance Tackable Acoustical Panel Packages

18"	TS74218SPF	\$410	TS74818SPF	\$420	TS75418SPF	\$428	TS76618SPF	\$502
24"	TS74224SPF	\$441	TS74824SPF	\$451	TS75424SPF	\$459	TS76624SPF	\$527
30"	TS74230SPF	\$475	TS74830SPF	\$483	TS75430SPF	\$493	TS76630SPF	\$559
36"	TS74236SPF	\$506	TS74836SPF	\$515	TS75436SPF	\$523	TS76636SPF	\$590
42"	TS74242SPF	\$554	TS74842SPF	\$564	TS75442SPF	\$572	TS76642SPF	\$648
48"	TS74248SPF	\$633	TS74848SPF	\$648	TS75448SPF	\$660	TS76648SPF	\$732
60"	TS74260SPF	\$747	TS74860SPF	\$760	TS75460SPF	\$774	TS76660SPF	\$837
72"	TS74272SPF	\$868	TS74872SPF	\$880	TS75472SPF	\$891	TS76672SPF	\$958

Panel Packages—Oval Trim

SIN 711.1



Side 1 Side 2

Tip: You must order junctions separately to connect adjacent panels.

▶ Page 119

Tip: Remember to order receptacles and face plates.
▶ Pages 208–211

Tip: 18"W panels can accommodate pass-through power only.

Tip: 72"W panels accommodate fabric in the horizontal application only.





Tip: For further information about fabric direction,
▶ see page 252.

Tip: Remember to specify an optional shortened change-of-height top cap on any panel in a change-of-height configuration.
Exception: The tallest panel in the configuration never needs a shortened change-of-height top cap.

Standard Includes		Required to Specify	
<ul style="list-style-type: none"> Tackable acoustical skins on both sides of panel, fabric direction with horizontal application, if selected: fabric price group 1 Performance tackable acoustical skins on both sides of panel, fabric direction with horizontal application, if selected: fabric price group 1 Standard length top cap: color default determined by trim paint color Base trim with knockouts: painted steel Two horizontal connecting bars 		<ol style="list-style-type: none"> Style number Fabric color number for side 1 Fabric color number for side 2 Paint color number for trim Options, if selected (see below) <p>▶ See <i>Surface Materials</i>, page 248.</p>	
Options	Price	Required to Specify	
Surface Materials	Skin surface		
	<ul style="list-style-type: none"> Fabric price group A each side Fabric price group 1 each side Fabric price group 2 each side Fabric price group 3 each side Fabric price group 4 each side Fabric price group 5 each side Fabric price group COM each side 	<ul style="list-style-type: none"> −\$ 5 No cost +\$ 27 +\$ 48 +\$ 77 +\$120 +\$ 16 	<ul style="list-style-type: none"> Specify fabric color number. Specify fabric color number. Specify fabric color number. Specify fabric color number. Specify fabric color number. Specify fabric color number. Specify fabric color number.
	Fabric direction on 18"W to 60"W panels		
	<ul style="list-style-type: none"> Vertical application, side 1 Vertical application, side 2 	<ul style="list-style-type: none"> No cost No cost 	<ul style="list-style-type: none"> Specify with vertical application. Specify with vertical application.
	Trim		
	<ul style="list-style-type: none"> Paint price group 1 Paint price group 2 Paint price group 3 	<ul style="list-style-type: none"> No cost +\$ 11 +\$ 23 	<ul style="list-style-type: none"> Specify paint color number. Specify paint color number. Specify paint color number.
	Top cap		
	<ul style="list-style-type: none"> Omit top cap Wood group 1 (18"W to 48"W) Wood group 1 (60"W to 72"W) Customiz stain on wood 	<ul style="list-style-type: none"> No cost +\$190 +\$252 No cost 	<ul style="list-style-type: none"> Specify omit top cap. Specify with wood top cap and select wood color number. Specify with wood top cap and select wood color number. Specify with Customiz stain.
	Change-of-Height Shortened Top Cap		
	<ul style="list-style-type: none"> Change-of-height at one end of top cap Change-of-height at both ends of top cap on 36"W and wider panels 	<ul style="list-style-type: none"> +\$ 6 +\$ 6 	<ul style="list-style-type: none"> Specify with change-of-height, one end. Specify with change-of-height, both ends.
	Base Trim		
	<ul style="list-style-type: none"> Knockouts one side, plain one side (24"-72"W only) Plain both sides (24"-72"W only) 	<ul style="list-style-type: none"> No cost No cost 	<ul style="list-style-type: none"> Specify with knockouts one side, plain one side. Specify with plain both sides.
	Cable Tray		
	<ul style="list-style-type: none"> Cable tray 	<ul style="list-style-type: none"> No cost 	<ul style="list-style-type: none"> Specify with cable tray.
	Base Cable Tray		
	<ul style="list-style-type: none"> Base cable tray 	<ul style="list-style-type: none"> +\$ 5 	<ul style="list-style-type: none"> Specify with base cable tray.
	Power with 3+1, 2+2, or three separate neutrals (3SN) wiring schematics		
	<ul style="list-style-type: none"> One pass-through power harness 18"W to 48"W One pass-through power harness 60"W or 72"W One powerkit 24"W to 48"W One powerkit 60"W or 72"W 	<ul style="list-style-type: none"> +\$165 +\$185 +\$205 +\$311 	<ul style="list-style-type: none"> Specify with one pass-through harness and indicate wiring schematic type (3+1, 2+2, or 3SN). Specify with one pass-through harness and indicate wiring schematic type (3+1, 2+2, or 3SN). Specify with one powerkit and indicate wiring schematic type (3+1, 2+2, or 3SN). Specify with one powerkit and indicate wiring schematic type (3+1, 2+2, or 3SN).

SIN 711.1

Specification Information

42"H			48"H			54"H			66"H		
											
Width	Style Number	Base Price	Style Number	Base Price	Style Number	Base Price	Style Number	Base Price			

Full Skin Tackable Acoustical Panel Packages

18"	TS74218TF	\$393	TS74818TF	\$399	TS75418TF	\$409	TS76618TF	\$477
24"	TS74224TF	\$421	TS74824TF	\$425	TS75424TF	\$434	TS76624TF	\$505
30"	TS74230TF	\$455	TS74830TF	\$461	TS75430TF	\$469	TS76630TF	\$537
36"	TS74236TF	\$485	TS74836TF	\$493	TS75436TF	\$503	TS76636TF	\$565
42"	TS74242TF	\$538	TS74842TF	\$542	TS75442TF	\$552	TS76642TF	\$618
48"	TS74248TF	\$609	TS74848TF	\$617	TS75448TF	\$631	TS76648TF	\$695
60"	TS74260TF	\$721	TS74860TF	\$729	TS75460TF	\$743	TS76660TF	\$803
72"	TS74272TF	\$844	TS74872TF	\$854	TS75472TF	\$870	TS76672TF	\$924

Full Skin Performance Tackable Acoustical Panel Packages

18"	TS74218PF	\$423	TS74818PF	\$434	TS75418PF	\$442	TS76618PF	\$516
24"	TS74224PF	\$454	TS74824PF	\$464	TS75424PF	\$473	TS76624PF	\$540
30"	TS74230PF	\$492	TS74830PF	\$500	TS75430PF	\$510	TS76630PF	\$576
36"	TS74236PF	\$524	TS74836PF	\$532	TS75436PF	\$540	TS76636PF	\$608
42"	TS74242PF	\$573	TS74842PF	\$583	TS75442PF	\$591	TS76642PF	\$667
48"	TS74248PF	\$656	TS74848PF	\$670	TS75448PF	\$683	TS76648PF	\$754
60"	TS74260PF	\$774	TS74860PF	\$786	TS75460PF	\$801	TS76660PF	\$864
72"	TS74272PF	\$905	TS74872PF	\$917	TS75472PF	\$928	TS76672PF	\$995

Panel—Square and Oval Trims

Specifying Shared Components and Wiring and Cabling (Thin, Square, and Oval)

► For more detailed product information, see the *Answer Solutions Specification Guide* or consult your Steelcase dealer.

Shared Components

Fabric Covered Panel Skins (SIN 711.1)	158
Fabric Covered Panel Skins To The Floor (SIN 711.1)	160
Steel Panel Skins (SIN 711.1)	162
Steel To The Floor Skins (SIN 711.1)	163
Markerboard Surfaces for Steel Skins (SIN 711.1)	164
Markerboard Skins (SIN 711.1)	165
Markerboard To The Floor Skins (SIN 711.1)	166
Slatwall Skins and Slatwall Skin Brace Packages (SIN 711.1)	167
Laminate Skins (SIN 711.1)	169
Laminate To The Floor Skins (SIN 711.1)	170
Wood Skins (SIN 711.1)	172
Wood To The Floor Skins (SIN 711.1)	174
Wood Skin Sets (SIN 711.1)	176
Wood To The Floor Skin Sets (SIN 711.1)	180
Back Painted Glass Skins (SIN 711.1)	184
Back Painted Glass To The Floor Skins (SIN 711.1)	186
Steel Technology Skins (SIN 711.1)	188
Slatwall Technology Skins (SIN 711.1)	190
Markerboard Technology Skins (SIN 711.1)	191
Technology Skin Cover and Technology Skin Cover Fillers (SIN 711.1)	192
Glass Windows (SIN 711.1)	194
Single-Pane Glass Window Kits for Use with Custom Glass (SIN 711.1)	196
Spanning Window In-Line Support (SIN 711.1)	197
In-Line Spanning Top Cap Lightseal (SIN 711.1)	198
Tackboard for Use with Wall Channels (SIN 711.1)	199
Sliding Panel Doors (SIN 711.1)	200
Hardwire Base Trim (SIN 711.1)	201
Fence Connectors (SIN 711.1)	202
Posts (SIN 711.1)	203
Panel and Beam Foot (SIN 711.1)	204
Panel Wiring and Cabling (SIN 711.1)	205

Fabric-Covered Panel Skins

For Panel Buildups

SIN 711.1

Tip: 18"H, 30"H, and 42"H skins only work on junctions manufactured on or after October 10, 2011.

Tip: 72"W fabric-covered panel skins accommodate fabric in the horizontal direction only.

Tip: For further information about fabric direction, see page 252.

Standard Includes	Required to Specify
-------------------	---------------------

- Tackable acoustical panel skin, fabric direction with horizontal application, if selected: fabric price group 1
- Performance tackable acoustical panel skin, fabric direction with horizontal application, if selected: fabric price group 1

- 1 Style number
 - 2 Fabric color number for skin surface
 - 3 Options, if selected (see below)
- ▶ See *Surface Materials*, page 248.

Options	Price	Required to Specify
---------	-------	---------------------

Surface Materials	12"H and 18"H	24"H and 30"H	36"H to 60"H	Required to Specify
	<ul style="list-style-type: none"> • Fabric price group A • Fabric price group 1 • Fabric price group 2 • Fabric price group 3 • Fabric price group 4 • Fabric price group 5 • Fabric price group COM 	-\$ 3 No cost +\$14 +\$27 +\$39 +\$60 +\$16	-\$ 4 No cost +\$22 +\$37 +\$55 +\$87 +\$16	

Fabric direction on 18"W to 60"W panels

- Vertical application No cost Specify with vertical application.

Specification Information

12"H			18"H			24"H			30"H		
Width	Style Number	Base Price	Style Number	Base Price	Style Number	Base Price	Style Number	Base Price	Style Number	Base Price	
.....	

Tackable Acoustical Skins





18"	TS71218TK	\$ 75	TS71818TK	\$ 90	TS72418TK	\$100	TS73018TK	\$129
24"	TS71224TK	\$ 82	TS71824TK	\$ 99	TS72424TK	\$110	TS73024TK	\$140
30"	TS71230TK	\$ 86	TS71830TK	\$106	TS72430TK	\$117	TS73030TK	\$150
36"	TS71236TK	\$ 90	TS71836TK	\$111	TS72436TK	\$123	TS73036TK	\$162
42"	TS71242TK	\$ 95	TS71842TK	\$118	TS72442TK	\$131	TS73042TK	\$176
48"	TS71248TK	\$104	TS71848TK	\$126	TS72448TK	\$141	TS73048TK	\$201
60"	TS71260TK	\$118	TS71860TK	\$144	TS72460TK	\$161	TS73060TK	\$228
72"	TS71272TK	\$130	TS71872TK	\$163	TS72472TK	\$181	TS73072TK	\$253

Performance Tackable Acoustical Skins

18"	TS71218TA	\$ 81	TS71818TA	\$ 94	TS72418TA	\$108	TS73018TA	\$134
24"	TS71224TA	\$ 86	TS71824TA	\$101	TS72424TA	\$117	TS73024TA	\$147
30"	TS71230TA	\$ 92	TS71830TA	\$109	TS72430TA	\$125	TS73030TA	\$158
36"	TS71236TA	\$ 98	TS71836TA	\$115	TS72436TA	\$131	TS73036TA	\$168
42"	TS71242TA	\$104	TS71842TA	\$120	TS72442TA	\$138	TS73042TA	\$179
48"	TS71248TA	\$113	TS71848TA	\$133	TS72448TA	\$153	TS73048TA	\$205
60"	TS71260TA	\$125	TS71860TA	\$149	TS72460TA	\$174	TS73060TA	\$234
72"	TS71272TA	\$137	TS71872TA	\$166	TS72472TA	\$194	TS73072TA	\$260

▶ Specification Information, continued on next page

► Specification Information, continued from previous page

Specification Information											
36"H			42"H			48"H			60"H		
											
Width	Style Number	Base Price	Style Number	Base Price	Style Number	Base Price	Style Number	Base Price			

Tackable Acoustical Skins

18"	TS73618TK	\$148	TS74218TK	\$151	TS74818TK	\$156	TS76018TK	\$190
24"	TS73624TK	\$160	TS74224TK	\$162	TS74824TK	\$166	TS76024TK	\$202
30"	TS73630TK	\$171	TS74230TK	\$174	TS74830TK	\$178	TS76030TK	\$212
36"	TS73636TK	\$183	TS74236TK	\$188	TS74836TK	\$193	TS76036TK	\$223
42"	TS73642TK	\$202	TS74242TK	\$204	TS74842TK	\$209	TS76042TK	\$242
48"	TS73648TK	\$233	TS74248TK	\$237	TS74848TK	\$244	TS76048TK	\$276
60"	TS73660TK	\$270	TS74260TK	\$274	TS74860TK	\$281	TS76060TK	\$311
72"	TS73672TK	\$297	TS74272TK	\$302	TS74872TK	\$311	TS76072TK	\$337

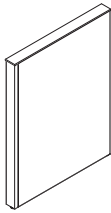
Performance Tackable Acoustical Skins

18"	TS73618TA	\$163	TS74218TA	\$168	TS74818TA	\$172	TS76018TA	\$209
24"	TS73624TA	\$176	TS74224TA	\$181	TS74824TA	\$186	TS76024TA	\$219
30"	TS73630TA	\$190	TS74230TA	\$194	TS74830TA	\$199	TS76030TA	\$232
36"	TS73636TA	\$203	TS74236TA	\$207	TS74836TA	\$211	TS76036TA	\$245
42"	TS73642TA	\$219	TS74242TA	\$224	TS74842TA	\$229	TS76042TA	\$267
48"	TS73648TA	\$256	TS74248TA	\$263	TS74848TA	\$270	TS76048TA	\$305
60"	TS73660TA	\$296	TS74260TA	\$302	TS74860TA	\$310	TS76060TA	\$341
72"	TS73672TA	\$328	TS74272TA	\$334	TS74872TA	\$339	TS76072TA	\$373

Shared Components and Wiring & Cabling

Fabric-Covered Panel Skins To The Floor

SIN 711.1



Tip: Remember to omit base trim(s) on a horizontal frame package when using a skin to the floor.

Tip: 48"H fabric-covered panel skins to the floor accommodate select fabrics in the vertical direction only.

Tip: 72"W fabric-covered panel skins accommodate fabric in the horizontal direction only.

Tip: 48"H and 60"H fabric-covered panel skins accommodate fabric in the vertical direction only.

Tip: For further information about fabric direction, see page 252.

Tip: 30"H and 42"H skins only work on junctions manufactured on or after October 10, 2011.

Tip: When specifying skins, the total skin height will be 6" less than the panel height. Skins to the floor are indicated by an F suffix. Plan 6" shorter than panel height, but skins to the floor are taller in actual height to cover the base trim area.

► For more information, see Panel Buildups in the Answer Solutions Specification Guide.

Standard Includes	Required to Specify
-------------------	---------------------

- | | |
|--|---|
| Standard Includes | Required to Specify |
| <ul style="list-style-type: none"> Panel skins, fabric direction application, if selected: Fabric price group 1 | <ol style="list-style-type: none"> Style number Fabric color number for skin surface Options, if selected (see below) <p>► See <i>Surface Materials</i>, page 248.</p> |

Options	Price	Required to Specify
---------	-------	---------------------

Surface Materials	24"H and 30"H	36"H to 60"H	Required to Specify
<ul style="list-style-type: none"> Fabric price group A Fabric price group 1 Fabric price group 2 Fabric price group 3 Fabric price group 4 Fabric price group 5 Fabric price group COM 	-\$ 4 No cost +\$22 +\$37 +\$55 +\$87 +\$16	-\$ 5 No cost +\$ 27 +\$ 48 +\$ 77 +\$120 +\$ 16	Specify fabric color number. Specify fabric color number. Specify fabric color number. Specify fabric color number. Specify fabric color number. Specify fabric color number.
Fabric direction on 18"W to 60"W skins			
<ul style="list-style-type: none"> Vertical application 	No cost		Specify with vertical application.

Specification Information

24"H		30"H		36"H	
• Width	• Style Number	• Base Price	• Style Number	• Base Price	• Style Number
:	:	:	:	:	:

Tackable Acoustical Skins

18"	TS72418TKF	\$109	TS73018TKF	\$139	TS73618TKF	\$159
24"	TS72424TKF	\$118	TS73024TKF	\$149	TS73624TKF	\$169
30"	TS72430TKF	\$126	TS73030TKF	\$161	TS73630TKF	\$179
36"	TS72436TKF	\$133	TS73036TKF	\$170	TS73636TKF	\$193
42"	TS72442TKF	\$140	TS73042TKF	\$185	TS73642TKF	\$211
48"	TS72448TKF	\$150	TS73048TKF	\$209	TS73648TKF	\$243
60"	TS72460TKF	\$170	TS73060TKF	\$237	TS73660TKF	\$278
72"	TS72472TKF	\$191	TS73072TKF	\$263	TS73672TKF	\$305

Performance Tackable Acoustical Skins

18"	TS72418TAF	\$116	TS73018TAF	\$151	TS73618TAF	\$172
24"	TS72424TAF	\$126	TS73024TAF	\$164	TS73624TAF	\$186
30"	TS72430TAF	\$134	TS73030TAF	\$174	TS73630TAF	\$198
36"	TS72436TAF	\$140	TS73036TAF	\$186	TS73636TAF	\$212
42"	TS72442TAF	\$147	TS73042TAF	\$199	TS73642TAF	\$228
48"	TS72448TAF	\$163	TS73048TAF	\$228	TS73648TAF	\$268
60"	TS72460TAF	\$183	TS73060TAF	\$260	TS73660TAF	\$304
72"	TS72472TAF	\$202	TS73072TAF	\$288	TS73672TAF	\$336

► Specification Information, continued on next page

► Specification Information, continued from previous page

Specification Information

42"H			48"H			60"H		
Width	Style Number	Base Price	Style Number	Base Price	Style Number	Base Price	Style Number	Base Price

Tackable Acoustical Skins

18"	TS74218TKF	\$161	TS74818TKF	\$165	TS76018TKF	\$198
24"	TS74224TKF	\$171	TS74824TKF	\$175	TS76024TKF	\$211
30"	TS74230TKF	\$182	TS74830TKF	\$189	TS76030TKF	\$220
36"	TS74236TKF	\$196	TS74836TKF	\$201	TS76036TKF	\$232
42"	TS74242TKF	\$212	TS74842TKF	\$217	TS76042TKF	\$250
48"	TS74248TKF	\$246	TS74848TKF	\$252	TS76048TKF	\$285
60"	TS74260TKF	\$282	TS74860TKF	\$289	TS76060TKF	\$320
72"	TS74272TKF	\$318	TS74872TKF	\$320		

Performance Tackable Acoustical Skins

18"	TS74218TAF	\$176	TS74818TAF	\$181	TS76018TAF	\$217
24"	TS74224TAF	\$190	TS74824TAF	\$195	TS76024TAF	\$228
30"	TS74230TAF	\$202	TS74830TAF	\$207	TS76030TAF	\$242
36"	TS74236TAF	\$214	TS74836TAF	\$219	TS76036TAF	\$253
42"	TS74242TAF	\$232	TS74842TAF	\$238	TS76042TAF	\$275
48"	TS74248TAF	\$271	TS74848TAF	\$278	TS76048TAF	\$314
60"	TS74260TAF	\$310	TS74860TAF	\$318	TS76060TAF	\$352
72"	TS74272TAF	\$340	TS74872TAF	\$350		

Shared Components
and Wiring & Cabling

Steel Panel Skins

SIN 711.1

Tip: Steel skins cannot accommodate power receptacles or communication outlets. Use the base or fabric skin for power access.

Tip: Horizontal beam and back of opposite skin is visible through perforated skin.

Tip: 18"H and 30"H skins only work on junctions manufactured on or after October 10, 2011.

Standard Includes	Required to Specify
-------------------	---------------------

- Steel panel skin: paint

- 1 Style number
 - 2 Paint color number for skin surface
 - 3 Options, if selected (see below)
- ▶ See *Surface Materials*, page 248.

Surface Materials	Options	Price	Required to Specify
-------------------	---------	-------	---------------------

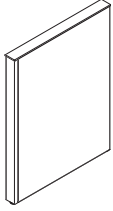
Surface Materials	Options	Price			Required to Specify
		12"H to 24"H	30"H	36"H	
	• Paint price group 1	No cost	No cost	No cost	Specify paint color number.
	• Paint price group 2	+\$24	+\$24	+\$47	
	• Paint price group 3	+\$40	+\$40	+\$79	
	• Ribbed steel on 12"H to 24"H panel skins only	+\$23	N.A.	N.A.	Specify <i>with ribbed steel</i> .
	• Perforated steel on 12"H to 24"H panel skins only	Prices below	N.A.	N.A.	Specify <i>with perforated steel</i> .

Specification Information

Specification Information									
12"H				18"H			24"H		
Width	Style Number	Base Price	Option (Add \$ to Base Price)	Style Number	Base Price	Option (Add \$ to Base Price)	Style Number	Base Price	Option (Add \$ to Base Price)
			Perforated Steel			Perforated Steel			Perforated Steel
18"	TS71218HS	\$ 58	+\$36	TS71818HS	\$ 76	+\$ 59	TS72418HS	\$ 94	+\$ 59
24"	TS71224HS	\$ 63	+\$39	TS71824HS	\$ 82	+\$ 68	TS72424HS	\$100	+\$ 68
30"	TS71230HS	\$ 71	+\$43	TS71830HS	\$ 91	+\$ 73	TS72430HS	\$111	+\$ 73
36"	TS71236HS	\$ 75	+\$46	TS71836HS	\$ 96	+\$ 77	TS72436HS	\$117	+\$ 77
42"	TS71242HS	\$ 78	+\$48	TS71842HS	\$101	+\$ 81	TS72442HS	\$123	+\$ 81
48"	TS71248HS	\$ 86	+\$54	TS71848HS	\$109	+\$ 88	TS72448HS	\$133	+\$ 88
60"	TS71260HS	\$ 95	+\$62	TS71860HS	\$123	+\$ 99	TS72460HS	\$153	+\$ 99
72"	TS71272HS	\$107	+\$72	TS71872HS	\$138	+\$111	TS72472HS	\$171	+\$111
30"H			36"H						
Width	Style Number	Base Price	Style Number	Base Price					
18"	TS73018HS	\$115	TS73618HS	\$136					
24"	TS73024HS	\$124	TS73624HS	\$149					
30"	TS73030HS	\$135	TS73630HS	\$162					
36"	TS73036HS	\$146	TS73636HS	\$174					
42"	TS73042HS	\$154	TS73642HS	\$186					
48"	TS73048HS	\$170	TS73648HS	\$205					
60"	TS73060HS	\$191	TS73660HS	\$226					
72"	TS73072HS	\$212	TS73672HS	\$253					

Steel To The Floor Skins

SIN 711.1



Tip: Remember to omit base trim(s) on horizontal frame package when using a skin to the floor.

Tip: Steel skins cannot accommodate power receptacles or communication outlets. Use a fabric skin for power access.

Tip: 30"H skins only work on junctions manufactured on or after October 10, 2011.

Tip: When specifying skins, the total skin height will be 6" less than the panel height. When ordering skins to the floor an F suffix will be added to the end of the style number for the skin in the lowest position on the panel. The total skin height will still be 6" less than the panel height.

► For more information, see Panel Buildups in the Answer Solutions Specification Guide.

Standard Includes	Required to Specify
-------------------	---------------------

- | | |
|---|--|
| <ul style="list-style-type: none"> Steel panel skin: paint price group 1 | <ol style="list-style-type: none"> Style number Paint color number for skin surface Options, if selected (see below) <p>► See <i>Surface Materials</i>, page 248.</p> |
|---|--|

Options	Price	Required to Specify
---------	-------	---------------------

Surface Materials	24"H and 30"H	36"H	Required to Specify
<ul style="list-style-type: none"> Paint price group 1 Paint price group 2 Paint price group 3 	No cost +\$24 +\$40	No cost +\$47 +\$79	Specify paint color number. Specify paint color number. Specify paint color number.

Specification Information						
24"H			30"H		36"H	

Width	24"H		30"H		36"H	
	Style Number	Base Price	Style Number	Base Price	Style Number	Base Price
18"	TS72418HSF	\$104	TS73018HSF	\$123	TS73618HSF	\$145
24"	TS72424HSF	\$109	TS73024HSF	\$133	TS73624HSF	\$160
30"	TS72430HSF	\$119	TS73030HSF	\$145	TS73630HSF	\$171
36"	TS72436HSF	\$126	TS73036HSF	\$154	TS73636HSF	\$183
42"	TS72442HSF	\$133	TS73042HSF	\$164	TS73642HSF	\$195
48"	TS72448HSF	\$141	TS73048HSF	\$178	TS73648HSF	\$214
60"	TS72460HSF	\$163	TS73060HSF	\$199	TS73660HSF	\$234
72"	TS72472HSF	\$179	TS73072HSF	\$220	TS73672HSF	\$263

Shared Components and Wiring & Cabling

Markerboard Surfaces for Steel Skins

For Panel Buildups

SIN 711.1

Modular Markerboard Surface for Steel Skins

Tip: Remember to order steel skin of the same size to support markerboard surface.

▶ Page 162–163

Standard Includes	Required to Specify
-------------------	---------------------

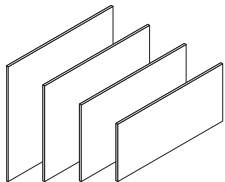
- Flexible, magnetic markerboard panel surface to attach to steel skin: white plastic

Style number

Specification Information						
---------------------------	--	--	--	--	--	--

12"H			24"H			36"H		
• Width	• Style Number	• Price	• Style Number	• Price	• Style Number	• Price		
24"	TS71224MBS	\$ 87	TS72424MBS	\$108	TS73624MBS	\$131		
30"	TS71230MBS	\$ 90	TS72430MBS	\$113	TS73630MBS	\$140		
36"	TS71236MBS	\$ 94	TS72436MBS	\$117	TS73636MBS	\$147		
42"	TS71242MBS	\$103	TS72442MBS	\$123	TS73642MBS	\$154		
48"	TS71248MBS	\$108	TS72448MBS	\$128	TS73648MBS	\$163		

Parametric Markerboard Surface for Steel Skins



Standard Includes	Required to Specify
-------------------	---------------------

- Flexible, magnetic markerboard panel surface to attach to steel skin: white plastic
- Height: 12"H–36"H
- Width: 12"W–96"W

- 1 Style number
- 2 Height
- 3 Width

Specification Information					
---------------------------	--	--	--	--	--

• Style Number	• Width	• Prices			
		12"H–16 ³ / ₁₆ "H	16 ¹ / ₄ "H–23 ¹⁵ / ₁₆ "H	24"H–35 ¹⁵ / ₁₆ "H	36"H
TS7MBSP	12"W–17 ¹⁵ / ₁₆ "W	\$ 80	\$ 88	\$ 96	\$115
	18"W–23 ¹⁵ / ₁₆ "W	\$ 83	\$ 93	\$102	\$123
	24"W–29 ¹⁵ / ₁₆ "W	\$ 87	\$100	\$108	\$131
	30"W–35 ¹⁵ / ₁₆ "W	\$ 90	\$107	\$113	\$140
	36"W–41 ¹⁵ / ₁₆ "W	\$ 94	\$114	\$117	\$147
	42"W–47 ¹⁵ / ₁₆ "W	\$103	\$118	\$123	\$154
	48"W–53 ¹⁵ / ₁₆ "W	\$108	\$125	\$128	\$163
	54"W–59 ¹⁵ / ₁₆ "W	\$111	\$131	\$133	\$171
	60"W–65 ¹⁵ / ₁₆ "W	\$116	\$138	\$139	\$179
	66"W–71 ¹⁵ / ₁₆ "W	\$120	\$144	\$150	\$187
	72"W–77 ¹⁵ / ₁₆ "W	\$125	\$150	\$157	\$195
	78"W–83 ¹⁵ / ₁₆ "W	\$130	\$156	\$166	\$205
	84"W–89 ¹⁵ / ₁₆ "W	\$136	\$163	\$175	\$214
	90"W–95 ¹⁵ / ₁₆ "W	\$142	\$170	\$183	\$226
	96"W	\$150	\$185	\$192	\$240

Markerboard Skins



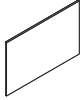
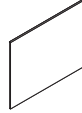
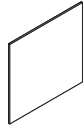
For Panel Buildups

SIN 711.1

Tip: 18"H and 30"H skins only work on junctions manufactured on or after October 10, 2011.

Standard Includes	Required to Specify
<ul style="list-style-type: none"> • Markerboard skin: white 	<ul style="list-style-type: none"> • Style number

Specification Information

12"H			18"H			24"H			30"H			36"H		
														
• Width	• Style Number	• Price	• Style Number	• Price	• Style Number	• Price	• Style Number	• Price	• Style Number	• Price	• Style Number	• Price		
18"	TS71218MB	\$145	TS71818MB	\$175	TS72418MB	\$203	TS73018MB	\$240	TS73618MB	\$279				
24"	TS71224MB	\$154	TS71824MB	\$186	TS72424MB	\$215	TS73024MB	\$254	TS73624MB	\$295				
30"	TS71230MB	\$166	TS71830MB	\$200	TS72430MB	\$232	TS73030MB	\$275	TS73630MB	\$315				
36"	TS71236MB	\$175	TS71836MB	\$210	TS72436MB	\$245	TS73036MB	\$290	TS73636MB	\$333				
42"	TS71242MB	\$188	TS71842MB	\$222	TS72442MB	\$257	TS73042MB	\$306	TS73642MB	\$353				
48"	TS71248MB	\$201	TS71848MB	\$236	TS72448MB	\$274	TS73048MB	\$327	TS73648MB	\$382				
60"	TS71260MB	\$214	TS71860MB	\$250	TS72460MB	\$289	TS73060MB	\$351	TS73660MB	\$404				
72"	TS71272MB	\$229	TS71872MB	\$267	TS72472MB	\$305	TS73072MB	\$367	TS73672MB	\$424				

Shared Components and Wiring & Cabling

Markerboard To The Floor Skins

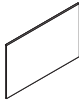
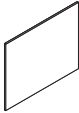
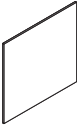
For Panel Buildups

SIN 711.1

Tip: 30"H skins only work on junctions manufactured on or after October 10, 2011.

Standard Includes	Required to Specify
• Markerboard skin: white	Style number

Specification Information

		24"H			30"H			36"H
								
• Width	• Style Number	• Price	• Style Number	• Price	• Style Number	• Price		
18"	TS72418MBF	\$223	TS73018MBF	\$265	TS73618MBF	\$301		
24"	TS72424MBF	\$233	TS73024MBF	\$276	TS73624MBF	\$319		
30"	TS72430MBF	\$250	TS73030MBF	\$296	TS73630MBF	\$339		
36"	TS72436MBF	\$265	TS73036MBF	\$313	TS73636MBF	\$360		
42"	TS72442MBF	\$279	TS73042MBF	\$331	TS73642MBF	\$382		
48"	TS72448MBF	\$289	TS73048MBF	\$346	TS73648MBF	\$405		
60"	TS72460MBF	\$303	TS73060MBF	\$369	TS73660MBF	\$423		
72"	TS72472MBF	\$321	TS73072MBF	\$392	TS73672MBF	\$446		

Slatwall Skins and Slatwall Skin Brace Packages

SIN 711.1

Slatwall Skins

Standard Includes	Required to Specify
<ul style="list-style-type: none"> • Skin with slatwall channels to accommodate work tools: paint • Attachment hardware 	<ul style="list-style-type: none"> 1 Style number 2 Paint color number ▶ See <i>Surface Materials</i>, page 248.

Tip: 18"H skins only work on junctions manufactured on or after October 10, 2011.

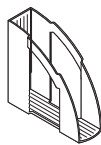
Tip: Slatwall skins cannot be used in the bottom 12" of an Answer panel.

Specification Information						
12"H			18"H		24"H	
•Width	•Style Number	•Price	•Style Number	•Price	•Style Number	•Price
24"	TS71224SW	\$233	TS71824SW	\$286	TS72424SW	\$337
30"	TS71230SW	\$270	TS71830SW	\$321	TS72430SW	\$374
36"	TS71236SW	\$321	TS71836SW	\$377	TS72436SW	\$432
42"	TS71242SW	\$341	TS71842SW	\$395	TS72442SW	\$446
48"	TS71248SW	\$360	TS71848SW	\$414	TS72448SW	\$467

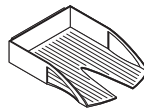
Shared Components and Wiring & Cabling

Slatwall Worktools

Tip: Steelcase worktools are available for use on Answer slatwall skins.



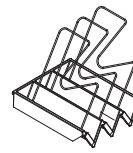
Binder Holder



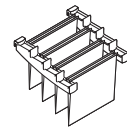
Letter Tray



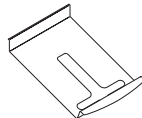
Universal Shelf



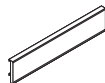
PaperFlo Manager



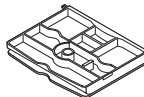
Hanging Brackets



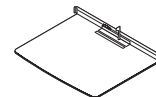
Telephone Caddy



TackStrip



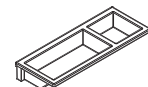
Office in a File



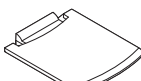
Workboard



Pencil Cup



Double Square Dish



Mini Shelf



Personal Shelf

Slatwall Skins and Slatwall Skin Brace Packages, continued

SIN 711.1

Slatwall Skin Brace Packages

For Use with Answer Slatwall Skins




Tip: Slatwall skin brace package is only required when mounting a flat panel monitor arm on an Answer slatwall skin.

Standard Includes	Required to Specify
--------------------------	----------------------------

- Brace packages: black only
- Attachment hardware

Style number

Specification Information						
---------------------------	--	--	--	--	--	--

12"H			18"H			24"H		
								
•Width	•Style Number	•Price	•Style Number	•Price	•Style Number	•Price		
24"	TS71224SBP	\$74	TS71824SBP	\$ 88	TS72424SBP	\$101		
30"	TS71230SBP	\$74	TS71830SBP	\$ 88	TS72430SBP	\$101		
36"	TS71236SBP	\$90	TS71836SBP	\$ 95	TS72436SBP	\$101		
42"	TS71242SBP	\$90	TS71842SBP	\$112	TS72442SBP	\$134		
48"	TS71248SBP	\$90	TS71848SBP	\$112	TS72448SBP	\$134		

Laminate Skins

SIN 711.1







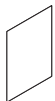

Standard Includes	Required to Specify
<ul style="list-style-type: none"> • Skin: laminate price group 1 • Vertical grain direction for woodgrain and directional laminates • Trim: paint • Attachment hardware 	<ol style="list-style-type: none"> 1 Style number 2 Laminate color for skin surface 3 Paint color number for trim 4 Options, if selected (see below) <p>▶ See <i>Surface Materials</i>, page 248.</p>

For laminate price group 2 pricing, please refer to the electronic catalog or SmartTools.

Options	Price	Required to Specify
Surface Materials <ul style="list-style-type: none"> • Laminate price group 2 • Open Line laminate 	See information at left +\$69 plus cost of laminate	Specify laminate color number. ▶ See <i>Surface Materials Reference Manual</i> .
Grain Direction <ul style="list-style-type: none"> • Horizontal 	No cost	Specify with <i>horizontal grain direction</i> .

Tip: 18"H, 30"H, and 42"H skins only work on junctions manufactured on or after October 10, 2011.

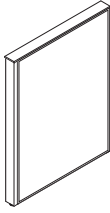
Specification Information

		12"H		18"H		24"H		30"H	
									
Width	Style Number	Base Price	Style Number	Base Price	Style Number	Base Price	Style Number	Base Price	
24"	TS71224LS	\$291	TS71824LS	\$314	TS72424LS	\$335	TS73024LS	\$356	
30"	TS71230LS	\$302	TS71830LS	\$327	TS72430LS	\$353	TS73030LS	\$384	
36"	TS71236LS	\$311	TS71836LS	\$339	TS72436LS	\$369	TS73036LS	\$402	
42"	TS71242LS	\$328	TS71842LS	\$357	TS72442LS	\$386	TS73042LS	\$423	
48"	TS71248LS	\$339	TS71848LS	\$372	TS72448LS	\$403	TS73048LS	\$443	
		36"H		42"H		48"H		60"H	
									
Width	Style Number	Base Price	Style Number	Base Price	Style Number	Base Price	Style Number	Base Price	
24"	TS73624LS	\$376	TS74224LS	\$387	TS74824LS	\$401	TS76024LS	\$460	
30"	TS73630LS	\$417	TS74230LS	\$419	TS74830LS	\$421	TS76030LS	\$483	
36"	TS73636LS	\$432	TS74236LS	\$445	TS74836LS	\$458	TS76036LS	\$510	
42"	TS73642LS	\$459	TS74242LS	\$472	TS74842LS	\$481	TS76042LS	\$531	
48"	TS73648LS	\$487	TS74248LS	\$504	TS74848LS	\$523	TS76048LS	\$591	

Shared Components and Wiring & Cabling

Laminate To The Floor Skins

SIN 711.1



Tip: Remember to omit base trim(s) on horizontal frame package when using a skin to the floor.

For laminate price group 2 pricing, please refer to the electronic catalog or SmartTools.

Tip: 30"H and 42"H skins only work on junctions manufactured on or after October 10, 2011.

Tip: When specifying skins, the total skin height will be 6" less than the panel height. Skins to the floor are indicated by an F suffix. Plan 6" shorter than panel height, but skins to the floor are taller in actual height to cover the base trim area. For more information, see Panel Buildups in the Answer Solutions Specification Guide.

Standard Includes	Required to Specify
-------------------	---------------------

- Skin: laminate price group 1
- Vertical grain direction for woodgrain and directional laminates
- Trim: paint
- Attachment hardware

- 1 Style number
 - 2 Laminate color for skin surface
 - 3 Paint color number for trim
 - 4 Options, if selected (see below)
- ▶ See *Surface Materials*, page 248.

Options	Price	Required to Specify
---------	-------	---------------------

Surface Materials	<ul style="list-style-type: none"> • Laminate price group 2 • Open Line laminate 	See information at left +\$69 plus cost of laminate	Specify laminate color number. ▶ See <i>Surface Materials Reference Manual</i> .
Grain Direction		No cost	Specify with horizontal grain direction.
	• Horizontal		

Specification Information						
---------------------------	--	--	--	--	--	--

24"H			30"H			36"H		
• Width	• Style Number	• Base Price	• Style Number	• Base Price	• Style Number	• Base Price		
24"	TS72424LSF	\$353	TS73024LSF	\$373	TS73624LSF	\$393		
30"	TS72430LSF	\$370	TS73030LSF	\$403	TS73630LSF	\$433		
36"	TS72436LSF	\$385	TS73036LSF	\$417	TS73636LSF	\$448		
42"	TS72442LSF	\$405	TS73042LSF	\$440	TS73642LSF	\$479		
48"	TS72448LSF	\$419	TS73048LSF	\$460	TS73648LSF	\$503		

42"H			48"H			60"H		
• Width	• Style Number	• Base Price	• Style Number	• Base Price	• Style Number	• Base Price		
24"	TS74224LSF	\$406	TS74824LSF	\$417	TS76024LSF	\$480		
30"	TS74230LSF	\$435	TS74830LSF	\$438	TS76030LSF	\$499		
36"	TS74236LSF	\$461	TS74836LSF	\$478	TS76036LSF	\$528		
42"	TS74242LSF	\$488	TS74842LSF	\$497	TS76042LSF	\$547		
48"	TS74248LSF	\$522	TS74848LSF	\$538	TS76048LSF	\$608		

Laminate To The
Floor Skins

SIN 711.1

Wood Skins

SIN 711.1

Tip: 18"H, 30"H, and 42"H skins only work on junctions manufactured on or after October 10, 2011.

Standard Includes		Required to Specify
<ul style="list-style-type: none"> • Skin: wood veneer price group 1 • Vertical grain direction • Trim: paint • Attachment hardware 		<ol style="list-style-type: none"> 1 Style number 2 Wood veneer color for skin surface 3 Paint color number for trim 4 Options, if selected (see below) <p>▶ See <i>Surface Materials</i>, page 248.</p>

Options	Price	Required to Specify
Surface Materials <ul style="list-style-type: none"> • Wood group 2 • Wood group 3 • Customiz stain 	Prices below and at right Prices below and at right No cost	Specify wood color number. Specify wood color number. Specify with <i>Customiz stain</i> . ▶ See <i>Surface Materials Reference Manual</i> .
Grain Direction <ul style="list-style-type: none"> • Horizontal 	No cost	Specify with <i>horizontal grain direction</i> .

Specification Information

12"H				18"H			
Width	Style Number	Base Price	Options (Add \$ to Base Price)	Style Number	Base Base	Options (Add \$ to Base Price)	
			Wood Wood Group 2 : Wood Group 3			Wood Wood Group 2 : Wood Group 3	
24"	TS71224WS	\$349	+\$55 +\$196	TS71824WS	\$402	+\$ 55 +\$196	
30"	TS71230WS	\$373	+\$55 +\$196	TS71830WS	\$425	+\$ 55 +\$196	
36"	TS71236WS	\$399	+\$55 +\$196	TS71836WS	\$453	+\$ 93 +\$328	
42"	TS71242WS	\$424	+\$55 +\$196	TS71842WS	\$484	+\$ 93 +\$328	
48"	TS71248WS	\$451	+\$55 +\$196	TS71848WS	\$511	+\$ 93 +\$328	

24"H				30"H			
Width	Style Number	Base Price	Options (Add \$ to Base Price)	Style Number	Base Base	Options (Add \$ to Base Price)	
			Wood Wood Group 2 : Wood Group 3			Wood Wood Group 2 : Wood Group 3	
24"	TS72424WS	\$451	+\$55 +\$196	TS73024WS	\$527	+\$ 93 +\$328	
30"	TS72430WS	\$480	+\$55 +\$196	TS73030WS	\$557	+\$ 93 +\$328	
36"	TS72436WS	\$508	+\$93 +\$328	TS73036WS	\$588	+\$ 93 +\$328	
42"	TS72442WS	\$539	+\$93 +\$328	TS73042WS	\$624	+\$138 +\$485	
48"	TS72448WS	\$570	+\$93 +\$328	TS73048WS	\$667	+\$138 +\$485	

▶ Specification Information, continued on next page

► Specification Information, continued from previous page

Specification Information

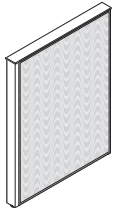
36"H				42"H				
Width	Style Number	Base Price	Options (Add \$ to Base Price)		Style Number	Base Base	Options (Add \$ to Base Price)	
			Wood	Wood			Wood	Wood
			Wood	Wood			Wood	Wood
			Group 2	Group 3			Group 2	Group 3
24"	TS73624WS	\$602	+\$ 93	+\$328	TS74224WS	\$639	+\$ 93	+\$328
30"	TS73630WS	\$637	+\$ 93	+\$328	TS74230WS	\$670	+\$ 93	+\$328
36"	TS73636WS	\$668	+\$ 93	+\$328	TS74236WS	\$705	+\$138	+\$485
42"	TS73642WS	\$706	+\$138	+\$485	TS74242WS	\$741	+\$138	+\$485
48"	TS73648WS	\$765	+\$138	+\$485	TS74248WS	\$802	+\$138	+\$485

48"H				60"H				
Width	Style Number	Base Price	Options (Add \$ to Base Price)		Style Number	Base Base	Options (Add \$ to Base Price)	
			Wood	Wood			Wood	Wood
			Wood	Wood			Wood	Wood
			Group 2	Group 3			Group 2	Group 3
24"	TS74824WS	\$675	+\$ 93	+\$328	TS76024WS	\$780	+\$ 93	+\$328
30"	TS74830WS	\$706	+\$ 93	+\$328	TS76030WS	\$809	+\$138	+\$485
36"	TS74836WS	\$739	+\$138	+\$485	TS76036WS	\$841	+\$138	+\$485
42"	TS74842WS	\$778	+\$138	+\$485	TS76042WS	\$880	+\$195	+\$680
48"	TS74848WS	\$837	+\$138	+\$485	TS76048WS	\$942	+\$195	+\$680

Shared Components and Wiring & Cabling

Wood To The Floor Skins

SIN 711.1



Tip: Remember to omit base trim(s) on horizontal frame package when using a skin to the floor.

Tip: 18"H, 30"H, and 42"H skins only work on junctions manufactured on or after October 10, 2011.

Tip: When specifying skins, the total skin height will be 6" less than the panel height. Skins to the floor are indicated by an F suffix. Plan 6" shorter than panel height, but skins to the floor are taller in actual height to cover the base trim area.

► For more information, see Panel Buildups in the Answer Solutions Specification Guide.

Standard Includes		Required to Specify	
<ul style="list-style-type: none"> • Skin: wood veneer price group 1 • Vertical grain direction • Trim: paint • Attachment hardware 		<ol style="list-style-type: none"> 1 Style number 2 Wood veneer color for skin surface 3 Paint color number for trim 4 Options, if selected (see below) <p>► See <i>Surface Materials</i>, page 248.</p>	
Options		Price	Required to Specify
Surface Materials	• Wood group 2	Prices below and at right	Specify wood color number. Specify wood color number. Specify with <i>Customiz stain</i> . ► See <i>Surface Materials Reference Manual</i> .
	• Wood group 3	Prices below and at right	
	• Customiz stain	No cost	
Grain Direction			
	• Horizontal	No cost	Specify with <i>horizontal grain direction</i> .

Specification Information

24"H				30"H			
Width	Style Number	Base Price	Options (Add \$ to Base Price)	Style Number	Base Price	Options (Add \$ to Base Price)	
			Wood Wood Group 2 : Wood Group 3			Wood Wood Group 2 : Wood Group 3	
24"	TS72424WSF	\$472	+\$55 : +\$196	TS73024WSF	\$544	+\$ 93 : +\$328	
30"	TS72430WSF	\$496	+\$55 : +\$196	TS73030WSF	\$574	+\$ 93 : +\$328	
36"	TS72436WSF	\$526	+\$93 : +\$328	TS73036WSF	\$606	+\$ 93 : +\$328	
42"	TS72442WSF	\$557	+\$93 : +\$328	TS73042WSF	\$640	+\$138 : +\$485	
48"	TS72448WSF	\$587	+\$93 : +\$328	TS73048WSF	\$685	+\$138 : +\$485	

► Specification Information, continued on next page

► Specification Information, continued from previous page

Specification Information

36"H				42"H			
Width	Style Number	Base Price	Options (Add \$ to Base Price)	Style Number	Base Price	Options (Add \$ to Base Price)	
			Wood			Wood	
			Group 2 Group 3			Group 2 Group 3	
24"	TS73624WSF	\$620	+\$ 93 +\$328	TS74224WSF	\$655	+\$ 93 +\$328	
30"	TS73630WSF	\$652	+\$ 93 +\$328	TS74230WSF	\$689	+\$ 93 +\$328	
36"	TS73636WSF	\$687	+\$ 93 +\$328	TS74236WSF	\$722	+\$138 +\$485	
42"	TS73642WSF	\$724	+\$138 +\$485	TS74242WSF	\$757	+\$138 +\$485	
48"	TS73648WSF	\$783	+\$138 +\$485	TS74248WSF	\$818	+\$138 +\$485	

48"H				60"H			
Width	Style Number	Base Price	Options (Add \$ to Base Price)	Style Number	Base Price	Options (Add \$ to Base Price)	
			Wood			Wood	
			Group 2 Group 3			Group 2 Group 3	
24"	TS74824WSF	\$694	+\$ 93 +\$328	TS76024WSF	\$796	+\$ 93 +\$328	
30"	TS74830WSF	\$724	+\$ 93 +\$328	TS76030WSF	\$824	+\$138 +\$485	
36"	TS74836WSF	\$755	+\$138 +\$485	TS76036WSF	\$857	+\$138 +\$485	
42"	TS74842WSF	\$794	+\$138 +\$485	TS76042WSF	\$898	+\$195 +\$680	
48"	TS74848WSF	\$854	+\$138 +\$485	TS76048WSF	\$958	+\$195 +\$680	

Shared Components and Wiring & Cabling

Wood Skin Sets

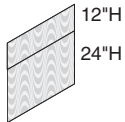
SIN 711.1

Tip: Wood skin sets should be selected when grain pattern alignment of all segmented skins on a frame is desired.

Standard Includes	Required to Specify
<ul style="list-style-type: none"> • Skin: wood veneer price group 1 • Vertical grain direction • Trim: paint • Attachment hardware 	<ol style="list-style-type: none"> 1 Style number 2 Wood veneer color for skin surface 3 Paint color number for trim 4 Options, if selected (see below) <p>▶ See <i>Surface Materials</i>, page 248.</p>

Options	Price	Required to Specify
Surface Materials <ul style="list-style-type: none"> • Wood group 2 • Wood group 3 • Customiz stain 	Prices below and at right Prices below and at right No cost	Specify wood color number. Specify wood color number. Specify <i>with Customiz stain</i> . ▶ See <i>Surface Materials Reference Manual</i> .
Grain Direction <ul style="list-style-type: none"> • Horizontal 	No cost	Specify <i>with horizontal grain direction</i> .

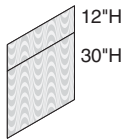
Specification Information			
Width	Style Number	Base Price	Options (Add \$ to Base Price)
.....	Wood Wood : Wood Group 2 : Group 3



42"H Wood Skin Sets

Set A = One 12"H Skin and One 24"H Skin

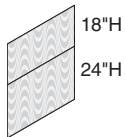
24"	TS74224AWSS	\$ 823	+\$110	+\$382
30"	TS74230AWSS	\$ 876	+\$110	+\$382
36"	TS74236AWSS	\$ 935	+\$150	+\$523
42"	TS74242AWSS	\$ 992	+\$150	+\$523
48"	TS74248AWSS	\$1054	+\$150	+\$523
.....



48"H Wood Skin Sets

Set A = One 12"H Skin and One 30"H Skin

24"	TS74824AWSS	\$ 904	+\$150	+\$523
30"	TS74830AWSS	\$ 958	+\$150	+\$523
36"	TS74836AWSS	\$1017	+\$150	+\$523
42"	TS74842AWSS	\$1077	+\$195	+\$680
48"	TS74848AWSS	\$1154	+\$195	+\$680
.....



Set B = One 18"H Skin and One 24"H Skin

24"	TS74824BWSS	\$ 904	+\$155	+\$540
30"	TS74830BWSS	\$ 958	+\$155	+\$540
36"	TS74836BWSS	\$1017	+\$155	+\$540
42"	TS74842BWSS	\$1077	+\$202	+\$705
48"	TS74848BWSS	\$1154	+\$202	+\$705
.....

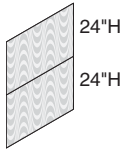
▶ **Specification Information, continued on next page**

► Specification Information, continued from previous page

Specification Information			
Width	Style Number	Base Price	Options (Add \$ to Base Price)
			Wood
			Wood : Wood
			Group 2 : Group 3

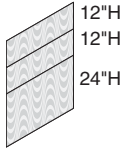
54"H Wood Skin Sets

Set A = Two 24"H Skins



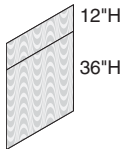
24"	TS75424AWSS	\$ 932	+\$110	+\$382
30"	TS75430AWSS	\$ 991	+\$110	+\$382
36"	TS75436AWSS	\$1049	+\$188	+\$656
42"	TS75442AWSS	\$1109	+\$188	+\$656
48"	TS75448AWSS	\$1173	+\$188	+\$656
.

Set B = Two 12"H Skins and One 24"H Skin



24"	TS75424BWSS	\$1182	+\$165	+\$578
30"	TS75430BWSS	\$1265	+\$165	+\$578
36"	TS75436BWSS	\$1345	+\$205	+\$718
42"	TS75442BWSS	\$1430	+\$205	+\$718
48"	TS75448BWSS	\$1518	+\$205	+\$718
.

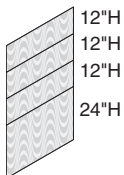
Set C = One 12"H Skin and One 36"H Skin



24"	TS75424CWSS	\$ 980	+\$150	+\$523
30"	TS75430CWSS	\$1038	+\$150	+\$523
36"	TS75436CWSS	\$1100	+\$150	+\$523
42"	TS75442CWSS	\$1163	+\$195	+\$680
48"	TS75448CWSS	\$1255	+\$195	+\$680
.

66"H Wood Skin Sets

Set A = Three 12"H Skins and One 24"H Skin



24"	TS76624AWSS	\$1544	+\$220	+\$772
30"	TS76630AWSS	\$1650	+\$220	+\$772
36"	TS76636AWSS	\$1754	+\$258	+\$905
42"	TS76642AWSS	\$1866	+\$258	+\$905
48"	TS76648AWSS	\$1982	+\$258	+\$905
.

► Specification Information, continued on next page

Wood Skin Sets, continued

SIN 711.1

► Specification Information, continued from previous page

Specification Information			
Width	Style Number	Base Price	Options (Add \$ to Base Price)
			Wood
			Wood : Wood
			Group 2 : Group 3

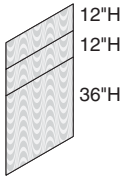
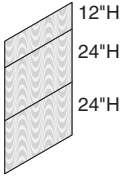
66"H Wood Skin Sets, continued

Set B = One 12"H Skin and Two 24"H Skins

Width	Style Number	Base Price	Option 1	Option 2
24"	TS76624BWSS	\$1290	+\$165	+\$578
30"	TS76630BWSS	\$1375	+\$165	+\$578
36"	TS76636BWSS	\$1458	+\$244	+\$851
42"	TS76642BWSS	\$1546	+\$244	+\$851
48"	TS76648BWSS	\$1638	+\$244	+\$851
:	:	:	:	:

Set C = Two 12"H Skins and One 36"H Skin

Width	Style Number	Base Price	Option 1	Option 2
24"	TS76624CWSS	\$1341	+\$205	+\$718
30"	TS76630CWSS	\$1425	+\$205	+\$718
36"	TS76636CWSS	\$1509	+\$205	+\$718
42"	TS76642CWSS	\$1600	+\$248	+\$866
48"	TS76648CWSS	\$1720	+\$248	+\$866
:	:	:	:	:



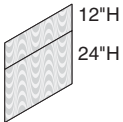
Wood To The Floor Skin Sets

SIN 711.1

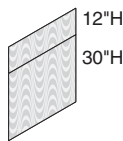
Tip: Wood skin sets should be selected when grain pattern alignment of all segmented skins on a frame is desired.

Tip: Remember to omit base trim(s) on horizontal frame package when using a skin to the floor.

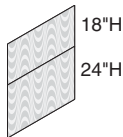
Tip: When specifying skins, the total skin height will be 6" less than the panel height. Skins to the floor are indicated by an F suffix. Plan 6" shorter than panel height, but skins to the floor are taller in actual height to cover the base trim area.
 ▶ For more information, see Panel Buildups in the Answer Solutions Specification Guide.



12"H
24"H



12"H
30"H



18"H
24"H

Standard Includes	Required to Specify
<ul style="list-style-type: none"> • Skin: wood veneer price group 1 • Vertical grain direction • Trim: paint • Attachment hardware 	<ol style="list-style-type: none"> 1 Style number 2 Wood veneer color for skin surface 3 Paint color number for trim 4 Options, if selected (see below) ▶ See <i>Surface Materials</i> , page 248.

Options	Price	Required to Specify
Surface Materials <ul style="list-style-type: none"> • Wood group 2 • Wood group 3 • Customiz stain 	Prices below and at right Prices below and at right No cost	Specify wood color number. Specify wood color number. Specify with <i>Customiz stain</i> . ▶ See <i>Surface Materials Reference Manual</i> .
Grain Direction <ul style="list-style-type: none"> • Horizontal 	No cost	Specify with <i>horizontal grain direction</i> .

Specification Information			
Width	Style Number	Base Price	Options (Add \$ to Base Price)
.....	Wood Wood : Wood Group 2 : Group 3

42"H Wood Skin Sets

Set A = One 12"H Skin and One 24"H Skin

24"	TS74224AWSF	\$ 842	+\$110	+\$382
30"	TS74230AWSF	\$ 896	+\$110	+\$382
36"	TS74236AWSF	\$ 951	+\$150	+\$523
42"	TS74242AWSF	\$1010	+\$150	+\$523
48"	TS74248AWSF	\$1070	+\$150	+\$523
.....

48"H Wood Skin Sets

Set A = One 12"H Skin and One 30"H Skin

24"	TS74824AWSF	\$ 919	+\$150	+\$523
30"	TS74830AWSF	\$ 975	+\$150	+\$523
36"	TS74836AWSF	\$1033	+\$150	+\$523
42"	TS74842AWSF	\$1095	+\$195	+\$680
48"	TS74848AWSF	\$1171	+\$195	+\$680
.....

Set B = One 18"H Skin and One 24"H Skin

24"	TS74824BWSF	\$ 919	+\$155	+\$540
30"	TS74830BWSF	\$ 975	+\$155	+\$540
36"	TS74836BWSF	\$1033	+\$155	+\$540
42"	TS74842BWSF	\$1095	+\$202	+\$705
48"	TS74848BWSF	\$1171	+\$202	+\$705
.....

▶ **Specification Information, continued on next page**

SIN 711.1

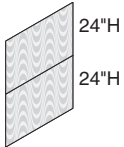
► Specification Information, continued from previous page

Specification Information

Width	Style Number	Base Price	Options (Add \$ to Base Price)
			Wood
			Wood : Wood
			Group 2 : Group 3

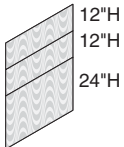
54"H Wood Skin Sets

Set A = Two 24"H Skins



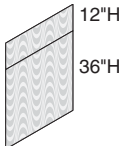
24"	TS75424AWSF	\$ 949	+\$110	+\$382
30"	TS75430AWSF	\$1009	+\$110	+\$382
36"	TS75436AWSF	\$1065	+\$188	+\$656
42"	TS75442AWSF	\$1126	+\$188	+\$656
48"	TS75448AWSF	\$1188	+\$188	+\$656

Set B = Two 12"H Skins and One 24"H Skin



24"	TS75424BWSF	\$1203	+\$165	+\$578
30"	TS75430BWSF	\$1281	+\$165	+\$578
36"	TS75436BWSF	\$1361	+\$205	+\$718
42"	TS75442BWSF	\$1445	+\$205	+\$718
48"	TS75448BWSF	\$1536	+\$205	+\$718

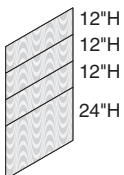
Set C = One 12"H Skin and One 36"H Skin



24"	TS75424CWSF	\$ 998	+\$150	+\$523
30"	TS75430CWSF	\$1057	+\$150	+\$523
36"	TS75436CWSF	\$1116	+\$150	+\$523
42"	TS75442CWSF	\$1180	+\$195	+\$680
48"	TS75448CWSF	\$1271	+\$195	+\$680

66"H Wood Skin Sets

Set A = Three 12"H Skins and One 24"H Skin



24"	TS76624AWSF	\$1560	+\$220	+\$772
30"	TS76630AWSF	\$1666	+\$220	+\$772
36"	TS76636AWSF	\$1772	+\$258	+\$905
42"	TS76642AWSF	\$1883	+\$258	+\$905
48"	TS76648AWSF	\$2002	+\$258	+\$905

► Specification Information, continued on next page

Shared Components and Wiring & Cabling

Wood To The Floor Skin Sets, continued

SIN 711.1

► Specification Information, continued from previous page

Specification Information			
Width	Style Number	Base Price	Options (Add \$ to Base Price)
			Wood
			Wood : Wood
			Group 2 : Group 3

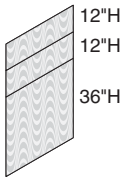
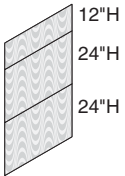
66"H Wood Skin Sets, continued

Set B = One 12"H Skin and Two 24"H Skins

24"	TS76624BWSF	\$1311	+\$165	+\$578
30"	TS76630BWSF	\$1390	+\$165	+\$578
36"	TS76636BWSF	\$1474	+\$244	+\$851
42"	TS76642BWSF	\$1563	+\$244	+\$851
48"	TS76648BWSF	\$1655	+\$244	+\$851
:	:	:	:	:

Set C = Two 12"H Skins and One 36"H Skin

24"	TS76624CWSF	\$1356	+\$205	+\$718
30"	TS76630CWSF	\$1440	+\$205	+\$718
36"	TS76636CWSF	\$1526	+\$205	+\$718
42"	TS76642CWSF	\$1616	+\$248	+\$866
48"	TS76648CWSF	\$1738	+\$248	+\$866
:	:	:	:	:



Wood To The Floor
Skin Sets

SIN 711.1

Back Painted Glass Skins

SIN 711.1

Standard Includes	Required to Specify
<ul style="list-style-type: none"> • Skin: back painted glass • Trim: paint • Attachment hardware 	<ol style="list-style-type: none"> 1 Style number 2 Back painted glass color for skin surface 3 Paint color number for trim 4 Options, if selected (see below) <p>▶ See <i>Surface Materials</i>, page 248.</p>

Tip: Rare earth magnets should be used with magnetic backer.

Options	Price	Required to Specify
Magnetic Backer <ul style="list-style-type: none"> • Magnetic backer 	Prices below and at right	Specify with backer.

Specification Information

Tip: Back painted glass skins only work on junctions manufactured on or after October 10, 2011.

12"H				18"H			
• Dimensions W	• Style Number	• Base Price	• Option (Add \$ to Base Price)	• Dimensions W	• Style Number	• Base Price	• Option (Add \$ to Base Price)
			Magnetic Backer				Magnetic Backer
18"	TS71218GS	\$ 490	+\$220	18"	TS71818GS	\$ 547	+\$246
24"	TS71224GS	\$ 543	+\$245	24"	TS71824GS	\$ 629	+\$283
30"	TS71230GS	\$ 600	+\$270	30"	TS71830GS	\$ 712	+\$321
36"	TS71236GS	\$ 686	+\$309	36"	TS71836GS	\$ 825	+\$371
42"	TS71242GS	\$ 787	+\$355	42"	TS71842GS	\$ 960	+\$433
48"	TS71248GS	\$ 842	+\$378	48"	TS71848GS	\$1038	+\$467
60"	TS71260GS	\$1003	+\$451	60"	TS71860GS	\$1258	+\$566
72"	TS71272GS	\$1142	+\$514	72"	TS71872GS	\$1446	+\$651

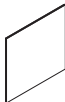
24"H				30"H			
• Dimensions W	• Style Number	• Base Price	• Option (Add \$ to Base Price)	• Dimensions W	• Style Number	• Base Price	• Option (Add \$ to Base Price)
18"	TS72418GS	\$ 607	+\$274	18"	TS73018GS	\$ 667	+\$300
24"	TS72424GS	\$ 715	+\$322	24"	TS73024GS	\$ 802	+\$361
30"	TS72430GS	\$ 824	+\$371	30"	TS73030GS	\$ 936	+\$421
36"	TS72436GS	\$ 965	+\$434	36"	TS73036GS	\$1103	+\$496
42"	TS72442GS	\$1134	+\$510	42"	TS73042GS	\$1307	+\$588
48"	TS72448GS	\$1235	+\$556	48"	TS73048GS	\$1432	+\$645
60"	TS72460GS	\$1512	+\$681	60"	TS73060GS	\$1767	+\$795
72"	TS72472GS	\$1751	+\$787	72"	TS73072GS	\$2054	+\$925

▶ Specification Information, continued on next page

SIN 711.1

► Specification Information, continued from previous page

Specification Information



36"H

•Dimensions W	•Style Number	•Base Price	•Option (Add \$ to Base Price) Magnetic Backer
18"	TS73618GS	\$ 728	+\$ 327
24"	TS73624GS	\$ 888	+\$ 400
30"	TS73630GS	\$1048	+\$ 472
36"	TS73636GS	\$1242	+\$ 559
42"	TS73642GS	\$1480	+\$ 666
48"	TS73648GS	\$1629	+\$ 733
60"	TS73660GS	\$2021	+\$ 910
72"	TS73672GS	\$2359	+\$1062

Shared Components
and Wiring & Cabling

Back Painted Glass To The Floor Skins

SIN 711.1

Tip: When specifying skins, the total skin height will be 6" less than the panel height. Skins to the floor are indicated by an F suffix. Plan 6" shorter than panel height, but skins to the floor are taller in actual height to cover the base trim area.

Tip: Rare earth magnets should be used with magnetic backer.



Tip: Remember to omit base trim(s) on horizontal frame package when using a skin to the floor.

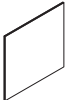
Tip: Back painted glass skins only work on junctions manufactured on or after October 10, 2011.

Standard Includes	Required to Specify
<ul style="list-style-type: none"> • Skin: back painted glass • Trim: paint • Attachment hardware 	<ol style="list-style-type: none"> 1 Style number 2 Back painted glass color for skin surface 3 Paint color number for trim 4 Options, if selected (see below) <p>▶ See <i>Surface Materials</i>, page 248.</p>

Options	Price	Required to Specify
Magnetic Backer <ul style="list-style-type: none"> • Magnetic backer 	Prices below	Specify <i>with backer</i> .

Specification Information

 24"H				 30"H			
• Dimensions W	• Style Number	• Base Price	• Option (Add \$ to Base Price)	• Dimensions W	• Style Number	• Base Price	• Option (Add \$ to Base Price)
18"	TS72418GSF	\$ 662	+\$ 297	18"	TS73018GSF	\$ 727	+\$ 327
24"	TS72424GSF	\$ 780	+\$ 351	24"	TS73024GSF	\$ 873	+\$ 394
30"	TS72430GSF	\$ 898	+\$ 404	30"	TS73030GSF	\$1020	+\$ 459
36"	TS72436GSF	\$1051	+\$ 473	36"	TS73036GSF	\$1202	+\$ 541
42"	TS72442GSF	\$1236	+\$ 557	42"	TS73042GSF	\$1425	+\$ 642
48"	TS72448GSF	\$1347	+\$ 606	48"	TS73048GSF	\$1561	+\$ 702
60"	TS72460GSF	\$1648	+\$ 742	60"	TS73060GSF	\$1926	+\$ 867
72"	TS72472GSF	\$1908	+\$ 859	72"	TS73072GSF	\$2240	+\$1008
•	•	•	•	•	•	•	•

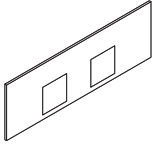
 36"H			
18"	TS73618GSF	\$ 792	+\$ 357
24"	TS73624GSF	\$ 968	+\$ 436
30"	TS73630GSF	\$1142	+\$ 514
36"	TS73636GSF	\$1354	+\$ 610
42"	TS73642GSF	\$1613	+\$ 726
48"	TS73648GSF	\$1775	+\$ 800
60"	TS73660GSF	\$2204	+\$ 991
72"	TS73672GSF	\$2571	+\$1157
•	•	•	•

Back Painted Glass
To The Floor Skins

SIN 711.1

Steel Technology Skins

SIN 711.1



Tip: Remember to order technology covers to fill the cutouts. Only TS7TSCOVER style covers can be used with this skin.

Tip: A modular powerkit must always be located behind the technology skin.

Tip: 72"W technology skins accommodate fabric in the horizontal application only.

Tip: Ribbed steel technology skins cannot be fabric covered.

Tip: For further information about fabric direction, see page 252.

Tip: Technology skins are available with all cutouts or handed cutouts on just the right side or just the left side of the skin.

Standard Includes	Required to Specify
<ul style="list-style-type: none"> Technology skin: paint price group 1 	<ol style="list-style-type: none"> Style number Paint color number for skin surface Options, if selected (see below) <p>▶ See <i>Surface Materials</i>, page 248.</p>

Surface Materials	Options	Price	Required to Specify
	Paint		
	• Paint price group 1	No cost	Specify paint color number.
	• Paint price group 2	+\$ 24	Specify paint color number.
	• Paint price group 3	+\$ 40	Specify paint color number.
	Fabric		
	• Fabric on steel technology skins	+\$ 51 plus the cost of fabric price group	Specify <i>with fabric</i> .
	• Fabric price group 1	No cost	Specify fabric color number.
	• Fabric price group 2	+\$ 14	Specify fabric color number.
	• Fabric price group 3	+\$ 27	Specify fabric color number.
	• Fabric price group 4	+\$ 39	Specify fabric color number.
	• Fabric price group 5	+\$ 60	Specify fabric color number.
	• Fabric price group 6	+\$ 83	Specify fabric color number.
	• Fabric price group 7	+\$107	Specify fabric color number.
	• Fabric price group COM	+\$ 16	Specify fabric color number.
	Ribbed Steel		
• Ribbed steel on 12"H and 18"H skins only.	+\$ 23	Specify <i>with ribbed steel</i> .	
Fabric direction			
• Horizontal application (standard)	No cost	Specify <i>with horizontal application</i> .	
• Vertical application	No cost	Specify <i>with vertical application</i> .	

Specification Information

All Cutouts			Right Hand Cutout Only		Left Hand Cutout Only		No Cutouts	
Width	Style Number	Base Price	Style Number	Base Price	Style Number	Base Price	Style Number	Base Price

Tip: 6"H technology skins with cutouts includes a pair of powerkit brackets that attach the powerkit to the junction to correctly position it within the panel.

Tip: 6"H technology skin can only attach to junctions manufactured on or after October 10, 2011.

6"H Steel Technology Skins

24"	TS7624TSS	\$ 75					TS7624HS	\$54
30"	TS7630TSS	\$ 90	TS7630RTSS	\$ 74	TS7630LTSS	\$ 74	TS7630HS	\$58
36"	TS7636TSS	\$ 94	TS7636RTSS	\$ 78	TS7636LTSS	\$ 78	TS7636HS	\$63
42"	TS7642TSS	\$ 97	TS7642RTSS	\$ 82	TS7642LTSS	\$ 82	TS7642HS	\$66
48"	TS7648TSS	\$107	TS7648RTSS	\$ 91	TS7648LTSS	\$ 91	TS7648HS	\$75
60"	TS7660TSS	\$122	TS7660RTSS	\$107	TS7660LTSS	\$107	TS7660HS	\$86
72"	TS7672TSS	\$134	TS7672RTSS	\$118	TS7672LTSS	\$118	TS7672HS	\$97

12"H Steel Technology Skins

24"	TS71224TSS	\$100						
30"	TS71230TSS	\$119	TS71230RTSS	\$104	TS71230LTSS	\$104		
36"	TS71236TSS	\$125	TS71236RTSS	\$110	TS71236LTSS	\$110		
42"	TS71242TSS	\$129	TS71242RTSS	\$114	TS71242LTSS	\$114		
48"	TS71248TSS	\$141	TS71248RTSS	\$125	TS71248LTSS	\$125		
60"	TS71260TSS	\$165	TS71260RTSS	\$148	TS71260LTSS	\$148		
72"	TS71272TSS	\$178	TS71272RTSS	\$163	TS71272LTSS	\$163		

Tip: When using technology skin on one side of the panel (only used at worksurface height) a 12"H or 18"H skin can not be used on the opposite side of the panel at the same location as the 6"H skin.

18"H Steel Technology Skins

24"	TS71824TSS	\$128						
30"	TS71830TSS	\$150	TS71830RTSS	\$134	TS71830LTSS	\$134		
36"	TS71836TSS	\$160	TS71836RTSS	\$142	TS71836LTSS	\$142		
42"	TS71842TSS	\$167	TS71842RTSS	\$150	TS71842LTSS	\$150		
48"	TS71848TSS	\$181	TS71848RTSS	\$166	TS71848LTSS	\$166		
60"	TS71860TSS	\$205	TS71860RTSS	\$190	TS71860LTSS	\$190		
72"	TS71872TSS	\$229	TS71872RTSS	\$213	TS71872LTSS	\$213		

Tip: 18"H technology skin can only attach to junctions manufactured on or after October 10, 2011.

Slatwall Technology Skins

SIN 711.1

Tip: Remember to order technology covers to fill the cutouts. Only TS7TSCOVER style covers can be used with this skin.




Tip: A modular powerkit must always be located behind the technology skin.

Tip: Technology skins are available with all cutouts or handed cutouts on just the right side or just the left side of the skin.

Standard Includes	Required to Specify
<ul style="list-style-type: none"> Technology skin with slatwall channels to accommodate worktools: paint Trim ring: painted steel 	<ol style="list-style-type: none"> Style number Paint color number for skin surface and trim ring <p>▶ See <i>Surface Materials</i>, page 248.</p>

Options	Price	Required to Specify
Surface Materials <ul style="list-style-type: none"> Paint price group 1 Paint price group 2 	No cost +\$24	Specify paint color number. Specify paint color number.

Specification Information

All Cutouts			Right-Hand Cutout Only		Left-Hand Cutout Only	
Width	Style Number	Base Price	Style Number	Base Price	Style Number	Base Price
						

12" Slatwall Technology Skins

24"	TS71224TSSW	\$256				
30"	TS71230TSSW	\$322	TS71230RTSSW	\$306	TS71230LTSSW	\$306
36"	TS71236TSSW	\$373	TS71236RTSSW	\$356	TS71236LTSSW	\$356
42"	TS71242TSSW	\$394	TS71242RTSSW	\$378	TS71242LTSSW	\$378
48"	TS71248TSSW	\$411	TS71248RTSSW	\$395	TS71248LTSSW	\$395

18" Slatwall Technology Skins

24"	TS71824TSSW	\$318				
30"	TS71830TSSW	\$386	TS71830RTSSW	\$371	TS71830LTSSW	\$371
36"	TS71836TSSW	\$440	TS71836RTSSW	\$424	TS71836LTSSW	\$424
42"	TS71842TSSW	\$458	TS71842RTSSW	\$442	TS71842LTSSW	\$442
48"	TS71848TSSW	\$479	TS71848RTSSW	\$461	TS71848LTSSW	\$461

Tip: 18"H technology skin can only attach to junctions manufactured on or after October 10, 2011.

Markerboard Technology Skins

SIN 711.1




Tip: Remember to order technology covers to fill the cutouts. Only TS7TSCOVER style covers can be used with this skin.

Tip: A modular powerkit must always be located behind the technology skin.

Tip: Technology skins are available with all cutouts or handed cutouts on just the right side or just the left side of the skin.

Standard Includes	Required to Specify
<ul style="list-style-type: none"> Markerboard skin: white 	Style number

Specification Information

All Cutouts			Right-Hand Cutout Only			Left-Hand Cutout Only		
								
Width	Style Number	Price	Style Number	Price	Style Number	Price	Style Number	Price
...

12"H Markerboard Technology Skins

24"	TS71224TSMB	\$180				
30"	TS71230TSMB	\$222	TS71230RTSMB	\$207	TS71230LTSMB	\$207
36"	TS71236TSMB	\$232	TS71236RTSMB	\$216	TS71236LTSMB	\$216
42"	TS71242TSMB	\$243	TS71242RTSMB	\$227	TS71242LTSMB	\$227
48"	TS71248TSMB	\$256	TS71248RTSMB	\$241	TS71248LTSMB	\$241
...

18"H Markerboard Technology Skins

24"	TS71824TSMB	\$217				
30"	TS71830TSMB	\$264	TS71830RTSMB	\$247	TS71830LTSMB	\$247
36"	TS71836TSMB	\$276	TS71836RTSMB	\$259	TS71836LTSMB	\$259
42"	TS71842TSMB	\$287	TS71842RTSMB	\$272	TS71842LTSMB	\$272
48"	TS71848TSMB	\$302	TS71848RTSMB	\$286	TS71848LTSMB	\$286
...

Tip: 18"H technology skin can only attach to junctions manufactured on or after October 10, 2011.

Technology Skin Cover and Technology Skin Cover Fillers

SIN 711.1

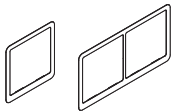
Technology Skin Cover



Tip: Receptacle filler to close unused openings is available through Service Parts (891700204MP, package of 20).

Standard Includes		Required to Specify
<ul style="list-style-type: none"> Technology skin cover: plastic 		<ul style="list-style-type: none"> 1 Style number 2 Plastic color number for technology skin cover: <ul style="list-style-type: none"> 6000 Black 6009 Arctic White 6249 Platinum Solid 6654 Sand 6697 Fog
Specification Information		
Style Number	Price	
TS7TSCOVER	\$10	

Technology Skin Cover Fillers



Tip: Technology skin cover filler is required when using a TS7TSCOVER technology skin cover on skins manufactured before November 21, 2011.

Tip: This technology skin cover filler is also included as standard with slatwall technology skins and can be used for replacement part needs on that skin as well.

Standard Includes		Required to Specify
<ul style="list-style-type: none"> Technology skin cover filler: paint 		<ul style="list-style-type: none"> 1 Style number 2 Paint color number for filler <ul style="list-style-type: none"> ▶ See <i>Surface Materials</i>, page 248.
Specification Information		
Style Number	Description	Price
TS7TSCFS	Single cutout	\$5
TS7TSCFD	Double cutout	\$5

Technology Skin Cover and
Technology Skin Cover
Fillers

SIN 711.1

Glass Windows

For Panel Buildups

SIN 711.1

Tip: Remember to specify spanning window in-line supports if window is spanning two or more panels.

Tip: When specifying a window span over two or more panels, it is recommended that the same size spanning top cap also be specified for use with the window.

Tip: When ordering a 72"W or wider single pane window kit to be used with steel or fabric skins located directly below it, two clips (T521328SR) should be ordered and installed.




Standard Includes	Required to Specify
-------------------	---------------------

- | | |
|--|---|
| <ul style="list-style-type: none"> • Single-pane glass window, if selected: 6500 Clear Glass • Double-pane glass window, if selected: 6530 Frosted Glass • Frame: paint | <ul style="list-style-type: none"> 1 Style number 2 Paint color number for frame 3 Options, if selected (see below) ▶ See <i>Surface Materials</i>, page 248. |
|--|---|

Surface Materials	Options	Price	Required to Specify
-------------------	---------	-------	---------------------

	Frame		
	<ul style="list-style-type: none"> • Paint price group 1 • Paint price group 2 • Paint price group 3 	<ul style="list-style-type: none"> No cost +\$ 24 +\$ 40 	<ul style="list-style-type: none"> Specify paint color number. Specify paint color number. Specify paint color number.
	Single-pane glass window		
	<ul style="list-style-type: none"> • Frosted glass in 12"H window • Frosted glass in 18"H window • Frosted glass in 24"H window 	<ul style="list-style-type: none"> +\$ 57 +\$ 87 +\$115 	<ul style="list-style-type: none"> Specify with 6530 Frosted Glass. Specify with 6530 Frosted Glass. Specify with 6530 Frosted Glass.

Specification Information




Single Pane						
	12"H		18"H		24"H	
						
• Width	• Style Number	• Base Price	• Style Number	• Base Price	• Style Number	• Base Price
24"	TS71224SPW	\$ 417	TS71824SPW	\$ 488	TS72424SPW	\$ 556
30"	TS71230SPW	\$ 448	TS71830SPW	\$ 521	TS72430SPW	\$ 591
36"	TS71236SPW	\$ 483	TS71836SPW	\$ 554	TS72436SPW	\$ 627
42"	TS71242SPW	\$ 516	TS71842SPW	\$ 590	TS72442SPW	\$ 663
48"	TS71248SPW	\$ 543	TS71848SPW	\$ 633	TS72448SPW	\$ 725
60"	TS71260SPW	\$ 628	TS71860SPW	\$ 718	TS72460SPW	\$ 808
72"	TS71272SPW	\$ 701	TS71872SPW	\$ 811	TS72472SPW	\$ 919
78"	TS71278SPW	\$ 803	TS71878SPW	\$ 906	TS72478SPW	\$1010
84"	TS71284SPW	\$ 882	TS71884SPW	\$ 990	TS72484SPW	\$1101
90"	TS71290SPW	\$ 959	TS71890SPW	\$1073	TS72490SPW	\$1188
96"	TS71296SPW	\$1036	TS71896SPW	\$1157	TS72496SPW	\$1277

▶ **Specification Information, continued on next page**

SIN 711.1

► Specification Information, continued from previous page

Specification Information

Double Pane						
	12"H		18"H		24"H	
						
Width	Style Number	Base Price	Style Number	Base Price	Style Number	Base Price
24"	TS71224DPW	\$ 546	TS71824DPW	\$ 650	TS72424DPW	\$ 758
30"	TS71230DPW	\$ 581	TS71830DPW	\$ 688	TS72430DPW	\$ 793
36"	TS71236DPW	\$ 616	TS71836DPW	\$ 724	TS72436DPW	\$ 832
42"	TS71242DPW	\$ 650	TS71842DPW	\$ 761	TS72442DPW	\$ 874
48"	TS71248DPW	\$ 685	TS71848DPW	\$ 812	TS72448DPW	\$ 941
60"	TS71260DPW	\$ 777	TS71860DPW	\$ 904	TS72460DPW	\$1034
72"	TS71272DPW	\$ 859	TS71872DPW	\$1013	TS72472DPW	\$1167
78"	TS71278DPW	\$ 978				
84"	TS71284DPW	\$1073				
90"	TS71290DPW	\$1166				
96"	TS71296DPW	\$1262				

Shared Components and Wiring & Cabling

Single-Pane Glass Window Kits for Use with Custom Glass

For Panel Buildups

SIN 711.1

Tip: Custom glass must be ordered separately.

▶ See below for the dimensions of custom inserts.

Tip: Glass window kits are available for single pane only.

Tip: Remember to specify spanning window in-line supports if window is spanning two or more panels.




Tip: When specifying a window to span over two or more panels, it is recommended that the same size spanning top cap also be specified for use with the window.

Tip: When ordering a 72"W or wider single-pane window kit to be used with steel or fabric skins located directly below it, two clips (T521328SR) should be ordered and installed on the top edge of the skins.

Standard Includes	Required to Specify
<ul style="list-style-type: none"> • Frame: paint 	<ul style="list-style-type: none"> 1 Style number 2 Paint color number for frame 3 Options, if selected (see below) ▶ See <i>Surface Materials</i>, page 248.

Options	Price	Required to Specify
Surface Materials <ul style="list-style-type: none"> • Paint price group 1 • Paint price group 2 • Paint price group 3 	No cost +\$24 +\$40	Specify paint color number. Specify paint color number. Specify paint color number.

Specification Information

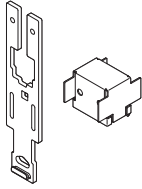
Single Pane						
	12"H		18"H		24"H	
						
• Width	• Style Number	• Base Price	• Style Number	• Base Price	• Style Number	• Base Price
24"	TS71224SCW	\$326	TS71824SCW	\$381	TS72424SCW	\$435
30"	TS71230SCW	\$350	TS71830SCW	\$406	TS72430SCW	\$460
36"	TS71236SCW	\$374	TS71836SCW	\$431	TS72436SCW	\$488
42"	TS71242SCW	\$399	TS71842SCW	\$458	TS72442SCW	\$518
48"	TS71248SCW	\$422	TS71848SCW	\$493	TS72448SCW	\$563
60"	TS71260SCW	\$496	TS71860SCW	\$561	TS72460SCW	\$627
72"	TS71272SCW	\$555	TS71872SCW	\$636	TS72472SCW	\$716
78"	TS71278SCW	\$626	TS71878SCW	\$706	TS72478SCW	\$788
84"	TS71284SCW	\$688	TS71884SCW	\$771	TS72484SCW	\$857
90"	TS71290SCW	\$748	TS71890SCW	\$838	TS72490SCW	\$927
96"	TS71296SCW	\$809	TS71896SCW	\$904	TS72496SCW	\$998

Field-Installed, Single-Pane Custom Glass Kits will accommodate 5 mm and 6 mm glass

12"H Frame					18"H Frame					24"H Frame				
Size	Style Number	Height	Width	Maximum Thickness	Size	Style Number	Height	Width	Maximum Thickness	Size	Style Number	Height	Width	Maximum Thickness
24"W	TS71224SCW	9.760"	21.280"	0.245"	24"W	TS71824SCW	15.940"	21.280"	0.245"	24"W	TS72424SCW	22.120"	21.280"	0.245"
30"W	TS71230SCW	9.760"	27.280"	0.245"	30"W	TS71830SCW	15.940"	27.280"	0.245"	30"W	TS72430SCW	22.120"	27.280"	0.245"
36"W	TS71236SCW	9.760"	33.280"	0.245"	36"W	TS71836SCW	15.940"	33.280"	0.245"	36"W	TS72436SCW	22.120"	33.280"	0.245"
42"W	TS71242SCW	9.760"	39.280"	0.245"	42"W	TS71842SCW	15.940"	39.280"	0.245"	42"W	TS72442SCW	22.120"	39.280"	0.245"
48"W	TS71248SCW	9.760"	45.280"	0.245"	48"W	TS71848SCW	15.940"	45.280"	0.245"	48"W	TS72448SCW	22.120"	45.280"	0.245"
60"W	TS71260SCW	9.760"	57.280"	0.245"	60"W	TS71860SCW	15.940"	57.280"	0.245"	60"W	TS72460SCW	22.120"	57.280"	0.245"
72"W	TS71272SCW	9.760"	69.280"	0.245"	72"W	TS71872SCW	15.940"	69.280"	0.245"	72"W	TS72472SCW	22.120"	69.280"	0.245"
78"W	TS71278SCW	9.760"	75.280"	0.245"	78"W	TS71878SCW	15.940"	75.280"	0.245"	78"W	TS72478SCW	22.120"	75.280"	0.245"
84"W	TS71284SCW	9.760"	81.280"	0.245"	84"W	TS71884SCW	15.940"	81.280"	0.245"	84"W	TS72484SCW	22.120"	81.280"	0.245"
90"W	TS71290SCW	9.760"	87.280"	0.245"	90"W	TS71890SCW	15.940"	87.280"	0.245"	90"W	TS72490SCW	22.120"	87.280"	0.245"
96"W	TS71296SCW	9.760"	93.280"	0.245"	96"W	TS71896SCW	15.940"	93.280"	0.245"	96"W	TS72496SCW	22.120"	93.280"	0.245"

Spanning Window In-Line Support

SIN 711.1



Tip: Spanning window in-line support is needed when spanning a single window across two or more panels. Specify one support for each in-line junction window spans.

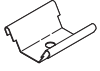
Standard Includes	Required to Specify
<ul style="list-style-type: none"> Spanning window in-line support: black 	Style number

Specification Information

Style Number	Price
TS7SWS	\$44
:	:

In-Line Spanning Top Cap Lightseal

SIN 711.1



Tip: These lightseals are only needed when spanning two or more panels with a single top cap or frameless glass screen.

Standard Includes	Required to Specify
• In-line top cap lightseal: black	Style number

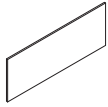
Specification Information

Style Number	Quantity	Price
TS7STLS1	1	\$ 16
TS7STLS10	10	\$160
:	:	:

Tackboard for Use with Wall Channels

Tackboard for Use with Wall Channels

SIN 711.1



Standard Includes	Required to Specify
-------------------	---------------------

- | | |
|---|--|
| <ul style="list-style-type: none"> Tackboard, fabric direction with horizontal application: fabric price group 1 | <ul style="list-style-type: none"> 1 Style number 2 Fabric color number 3 Options, if selected (see below) ▶ See <i>Surface Materials</i>, page 248. |
|---|--|

Options	Price	Required to Specify
---------	-------	---------------------

Surface Materials	• Fabric price group 1	No cost	Specify fabric color number.
	• Fabric price group 2	+\$14	Specify fabric color number.
	• Fabric price group 3	+\$27	Specify fabric color number.
	• Fabric price group 4	+\$39	Specify fabric color number.
	• Fabric price group 5	+\$60	Specify fabric color number.
	• Fabric price group COM	+\$37	Specify fabric color number.

Fabric direction on 24"W to 60"W tackboards

- | | | |
|------------------------|---------|------------------------------------|
| • Vertical application | No cost | Specify with vertical application. |
|------------------------|---------|------------------------------------|

Related Products	• Wall channels for Universal bins and shelves	▶ Page 242
-------------------------	--	------------

Tip: 72"W tackboards accommodate fabric in the horizontal application only.

Tip: For further information about fabric direction, see page 252.

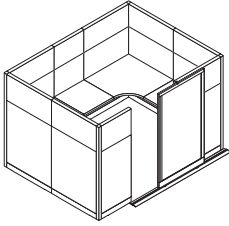
Specification Information

• Width	• Height	• Style Number	• Base Price
24"	18"	TS71824TB	\$128
30"	18"	TS71830TB	\$142
36"	18"	TS71836TB	\$156
42"	18"	TS71842TB	\$171
48"	18"	TS71848TB	\$190
60"	18"	TS71860TB	\$242
72"	18"	TS71872TB	\$297
:	:	:	:

Shared Components and Wiring & Cabling

Sliding Panel Doors

SIN 711.1



Tip: The sliding door is located outside of the panel system when installed in the standard position.

Tip: The standard door is handed and non-locking. When a lock option is specified the lock will be on the trail end of the door. The illustration above shows a left-handed sliding door. If a lock option is specified, the lock will be on the right (trail) side of the door.

Tip: Width of host panel should always be equal to width of sliding door.

Tip: Height of host and receiving panels must match height of door.

Tip: Remember to specify lock cylinder and key separately.

Tip: When attaching the sliding door to an Answer panel, a junction stabilizer bracket is available for added rigidity to the host panel. If a host and/or receiving panel run exceeds 4', a junction stabilizer bracket must be applied to the door end of the host and/or receiving panel run. On long runs, apply a junction stabilizer bracket or perpendicular panel every 8'.

▶ Page 128

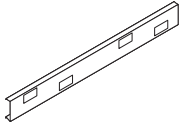
Standard Includes	Required to Specify
<ul style="list-style-type: none"> Panel door frame and door track: paint price group 1 Panel door infill: 6625 Translucent plastic Floor track Attachment bracket 	<ol style="list-style-type: none"> Style number Paint color number for panel door frame, door track, floor track, and attachment bracket Options, if selected (see below) <p>▶ See <i>Surface Materials</i>, page 248.</p>

Options	Price	Required to Specify
Surface Materials <ul style="list-style-type: none"> Paint price group 1 Paint price group 2 	No cost +\$ 11	Specify paint color number. Specify paint color number.
Door panel <ul style="list-style-type: none"> 6500 Clear tempered glass 6541 White laminated glass 	+\$258 +\$403	Specify with 6500 Clear glass. Specify with 6541 White laminated glass.
Door hand <ul style="list-style-type: none"> Left-hand sliding door Right-hand sliding door 	No cost No cost	Specify with left-hand door. Specify with right-hand door.
Lock <ul style="list-style-type: none"> Lock 	+\$320	Specify with lock. ▶ Lock and Keying, page 258

Specification Information				
Dimensions			Style	Base
D	W	H	Number	Price
1 1/4"	36"	66"	TSAPDSA6636	\$2288
1 1/4"	42"	66"	TSAPDSA6642	\$2424
1 1/4"	36"	78"	TSAPDSA7836	\$2492
1 1/4"	42"	78"	TSAPDSA7842	\$2625

Hardwire Base Trim

SIN 711.1



Standard Includes	Required to Specify
-------------------	---------------------

- | | |
|---|---|
| <ul style="list-style-type: none"> • Base trim with knockouts for hardwired power kit: paint | <ul style="list-style-type: none"> 1 Style number 2 Paint color number from trim ▶ See <i>Surface Materials</i>, page 248. |
|---|---|

Specification Information		
Width	Style Number	Price

Width	Style Number	Price
24"	TS724BTH	\$18
30"	TS730BTH	\$19
36"	TS736BTH	\$21
42"	TS742BTH	\$22
48"	TS748BTH	\$23
60"	TS760BTH	\$25
72"	TS772BTH	\$28
:	:	:

Shared Components and Wiring & Cabling

Fence Connectors

SIN 711.1

Tip: Refer to Post and Beam Solutions Specification Guide for post and beam information.



Standard Includes	Required to Specify
-------------------	---------------------

- | | |
|---|--------------|
| <ul style="list-style-type: none"> Fence connector: 8043 Clear Anodized aluminum Post top cap: 6694 Slate plastic | Style number |
|---|--------------|

Specification Information	
---------------------------	--

• Style Number	• Price
.....


Left-Hand Fence Connector

CFENCELC	\$120
.....

Right-Hand Fence Connector

CFENCERC	\$120
.....

Fence Vertical Post Tube



Standard Includes	Required to Specify
-------------------	---------------------

- | | |
|--|--------------|
| <ul style="list-style-type: none"> Tube: 6644 Fusion Dark plastic only Bracket: 4799 Platinum paint only Floor transition: 4799 Platinum paint only | Style number |
|--|--------------|


Specification Information	
---------------------------	--

• Style Number	• Price
.....

BFENCEVPT	\$176
.....

Posts

SIN 711.1



Tip: Posts with small base cannot be anchored to the floor.

Standard Includes

- Base: 4799 Platinum paint only
- Base extension: 8043 Clear Anodized Aluminum only
- Post: 8043 Clear Anodized Aluminum only
- Leveling puck
- Top cap: 6694 Slate plastic only
- Standard 12 mm vertical slot on all sides
- 3" vertical adjustability

Required to Specify

Style number

Related Products

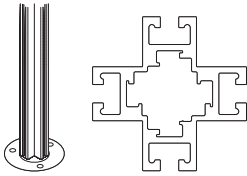
- Hub mounts ▶ See *Post and Beam Solutions Specification Guide*.
- Vertical post tubes ▶ See *Post and Beam Solutions Specification Guide*.
- Post top caps ▶ See *Post and Beam Solutions Specification Guide*.
- Post base shim ▶ See *Post and Beam Solutions Specification Guide*.

Specification Information

• Dimensions			• Style	• Price
D	W	H	Number	

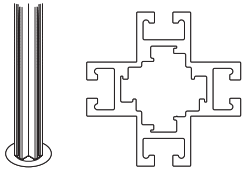
X-Post with Large Base

4"	4"	33"	BXP36	\$368
----	----	-----	--------------	-------



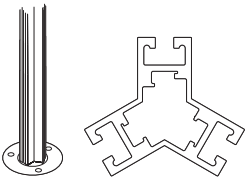
X-Post with Small Base

4"	4"	33"	BXPS36	\$368
----	----	-----	---------------	-------



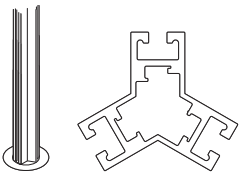
Y-Post with Large Base

4"	4"	33"	BYP36	\$368
----	----	-----	--------------	-------



Y-Post with Small Base

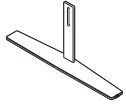
4"	4"	33"	BYPS36	\$368
----	----	-----	---------------	-------



Shared Components and Wiring & Cabling

Panel and Beam Foot

SIN 711.1



Standard Includes	Required to Specify
-------------------	---------------------

- Panel and beam foot: paint price group 1
- Attachment hardware

- 1 Style number
 - 2 Paint color number for panel and beam foot
- ▶ See *Surface Materials*, page 248.

Options	Price	Required to Specify
---------	-------	---------------------

Surface Materials

- Paint price group 1
- Paint price group 2
- Paint price group 3

No cost
+\$11
+\$23

Specify paint color number.
Specify paint color number.
Specify paint color number.

Specification Information	
---------------------------	--

Style Number

Base Price

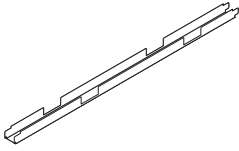
TS7PF

\$256

Panel Wiring and Cabling

SIN 711.1

Cable Trays



Tip: Cables may also be routed in top of powerkit.

Tip: One cable tray can be optioned at no cost when ordering base horizontal frame or panel packages.

Tip: Cable carriers can be added to 24"W-72"W trays.

Standard Includes	Required to Specify
<ul style="list-style-type: none"> Cable tray: black paint only 	Style number

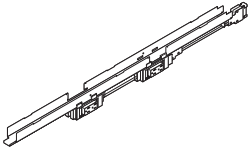
Specification Information			
Width	Height	Style Number	Price
18"	2"	TS718CT	\$24
24"	2"	TS724CT	\$29
30"	2"	TS730CT	\$31
36"	2"	TS736CT	\$38
42"	2"	TS742CT	\$42
48"	2"	TS748CT	\$49
60"	2"	TS760CT	\$54
72"	2"	TS772CT	\$65
:	:	:	:

Shared Components and Wiring & Cabling

Panel Wiring and Cabling, continued

SIN 711.1

Powerkits



Tip: Remember to order receptacles and face plates.
▶ Pages 208–211

Standard Includes	Required to Specify
<ul style="list-style-type: none"> • Powerkit to accommodate modular receptacles on both sides: black plastic • Supporting powertray: black paint • Harness with modular connectors 	Style number

Specification Information

Width	Number of Duplex Receptacles Accommodated Per Side	Style Number	Price	Non-PVC	
				Style Number	Price

4-Circuit, 3+1 Wiring Schematic

24"	1	TS7PK24X	\$205	TS7PK24XN	\$216
30"	2	TS7PK30X	\$205	TS7PK30XN	\$216
36"	2	TS7PK36X	\$205	TS7PK36XN	\$216
42"	2	TS7PK42X	\$205	TS7PK42XN	\$216
48"	2	TS7PK48X	\$205	TS7PK48XN	\$216
60"	4	TS7PK60X	\$311	TS7PK60XN	\$321
72"	4	TS7PK72X	\$311	TS7PK72XN	\$321

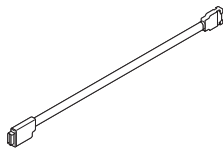
4-Circuit, 2+2 Wiring Schematic

24"	1	TS7PK24Y	\$205	TS7PK24YN	\$216
30"	2	TS7PK30Y	\$205	TS7PK30YN	\$216
36"	2	TS7PK36Y	\$205	TS7PK36YN	\$216
42"	2	TS7PK42Y	\$205	TS7PK42YN	\$216
48"	2	TS7PK48Y	\$205	TS7PK48YN	\$216
60"	4	TS7PK60Y	\$311	TS7PK60YN	\$321
72"	4	TS7PK72Y	\$311	TS7PK72YN	\$321

3-Circuit, Separate Neutrals (3SN) Wiring Schematic

24"	1	TS7PK24Z	\$205	TS7PK24ZN	\$216
30"	2	TS7PK30Z	\$205	TS7PK30ZN	\$216
36"	2	TS7PK36Z	\$205	TS7PK36ZN	\$216
42"	2	TS7PK42Z	\$205	TS7PK42ZN	\$216
48"	2	TS7PK48Z	\$205	TS7PK48ZN	\$216
60"	4	TS7PK60Z	\$311	TS7PK60ZN	\$321
72"	4	TS7PK72Z	\$311	TS7PK72ZN	\$321

Pass-Through Powerkits



Standard Includes	Required to Specify
<ul style="list-style-type: none"> • Powerkit to accommodate modular receptacles on both sides: black plastic • Supporting powertray: black paint • Harness with modular connectors 	Style number

Specification Information

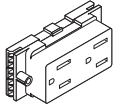
Width	Style Number	Price	Non-PVC	
			Style Number	Price
4-Circuit, 3+1 Wiring Schematic				
18"	TS7PT18X	\$165	TS7PT18XN	\$175
24"	TS7PT24X	\$165	TS7PT24XN	\$175
30"	TS7PT30X	\$165	TS7PT30XN	\$175
36"	TS7PT36X	\$165	TS7PT36XN	\$175
42"	TS7PT42X	\$165	TS7PT42XN	\$175
48"	TS7PT48X	\$165	TS7PT48XN	\$175
60"	TS7PT60X	\$185	TS7PT60XN	\$197
72"	TS7PT72X	\$185	TS7PT72XN	\$197
4-Circuit, 2+2 Wiring Schematic				
18"	TS7PT18Y	\$165	TS7PT18YN	\$175
24"	TS7PT24Y	\$165	TS7PT24YN	\$175
30"	TS7PT30Y	\$165	TS7PT30YN	\$175
36"	TS7PT36Y	\$165	TS7PT36YN	\$175
42"	TS7PT42Y	\$165	TS7PT42YN	\$175
48"	TS7PT48Y	\$165	TS7PT48YN	\$175
60"	TS7PT60Y	\$185	TS7PT60YN	\$197
72"	TS7PT72Y	\$185	TS7PT72YN	\$197
3-Circuit, Separate Neutrals (3SN) Wiring Schematic				
18"	TS7PT18Z	\$165	TS7PT18ZN	\$175
24"	TS7PT24Z	\$165	TS7PT24ZN	\$175
30"	TS7PT30Z	\$165	TS7PT30ZN	\$175
36"	TS7PT36Z	\$165	TS7PT36ZN	\$175
42"	TS7PT42Z	\$165	TS7PT42ZN	\$175
48"	TS7PT48Z	\$165	TS7PT48ZN	\$175
60"	TS7PT60Z	\$185	TS7PT60ZN	\$197
72"	TS7PT72Z	\$185	TS7PT72ZN	\$197

Shared Components and Wiring & Cabling

Panel Wiring and Cabling, continued

SIN 711.1

Duplex Receptacles



Standard Includes	Required to Specify
<ul style="list-style-type: none"> • Receptacle: plastic 	<ul style="list-style-type: none"> 1 Style number 2 Plastic color number for receptacle: <ul style="list-style-type: none"> 6000 Black 6009 Arctic White 6249 Platinum Solid 6651 Tungsten 6652 Titanium 6654 Sand (Vanadium) 6697 Fog 6B03 Red

Specification Information

Description	Style Number	Price	Style Number	Price
15-Amp Receptacles			20-Amp Receptacles	

4-Circuit, 3+1 Wiring Schematic

System Ground

Line 1	TS71SSX	\$42	ZB1R1SGH	\$71
Line 2	TS72SSX	\$42	ZB1R2SGH	\$71
Line 3	TS73SSX	\$42	ZB1R3SGH	\$71
Line 4	TS74SSX	\$42	ZB1R4SGH	\$71

Isolated Ground

Line 1	TS71SGX	\$54	ZB1R1IGH	\$90
Line 2	TS72SGX	\$54	ZB1R2IGH	\$90
Line 3	TS73SGX	\$54	ZB1R3IGH	\$90
Line 4	TS74SGX	\$54	ZB1R4IGH	\$90

4-Circuit, 2+2 Wiring Schematic

System Ground

Line 1	TS71SSY	\$42	ZB2R1SGH	\$71
Line 2	TS72SSY	\$42	ZB2R2SGH	\$71
Line 3	TS73SSY	\$42	ZB2R3SGH	\$71
Line 4	TS74SSY	\$42	ZB2R4SGH	\$71

Isolated Ground

Line 1	TS71SGY	\$54	ZB2R1IGH	\$90
Line 2	TS72SGY	\$54	ZB2R2IGH	\$90
Line 3	TS73SGY	\$54	ZB2R3IGH	\$90
Line 4	TS74SGY	\$54	ZB2R4IGH	\$90

► **Specification Information, continued on next page**

► Specification Information, continued from previous page

Specification Information

Description	Style Number	Price	Style Number	Price
-------------	--------------	-------	--------------	-------

15-Amp Receptacles

20-Amp Receptacles

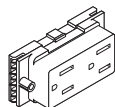
3-Circuit, Separate Neutrals (3SN) Wiring Schematic

System Ground

Line 1	TS71SSZ	\$42	ZB3R1SGH	\$71
Line 2	TS72SSZ	\$42	ZB3R2SGH	\$71
Line 3	TS73SSZ	\$42	ZB3R3SGH	\$71

Isolated Ground

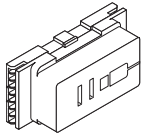
Line 1	TS71SGZ	\$54	ZB3R1IGH	\$90
Line 2	TS72SGZ	\$54	ZB3R2IGH	\$90
Line 3	TS73SGZ	\$54	ZB3R3IGH	\$90



Panel Wiring and Cabling, continued

SIN 711.1

USB Receptacles



Standard Includes	Required to Specify
<ul style="list-style-type: none"> • USB receptacle: plastic 	<ul style="list-style-type: none"> 1 Style number 2 Plastic color number for USB receptacle: <ul style="list-style-type: none"> 6000 Black 6009 Arctic White 6249 Platinum Solid 6651 Tungsten 6652 Titanium 6654 Sand 6697 Fog 6B03 Red

Specification Information

Line	Style Number	Price

4-Circuit, 3+1 Wiring Schematic

Line 1	TS71USBX	\$106
Line 2	TS72USBX	\$106
Line 3	TS73USBX	\$106
Line 4	TS74USBX	\$106

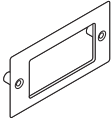
4-Circuit, 2+2 Wiring Schematic

Line 1	TS71USBY	\$106
Line 2	TS72USBY	\$106
Line 3	TS73USBY	\$106
Line 4	TS74USBY	\$106

3-Circuit, Separate Neutrals (3SN) Wiring Schematic

Line 1	TS71USBZ	\$106
Line 2	TS72USBZ	\$106
Line 3	TS73USBZ	\$106

Face Plate



Standard Includes	Required to Specify
-------------------	---------------------

- One face plate: plastic
- Ordered individually

- 1 Style number
- 2 Plastic color number for face plate:
 - 6000 Black
 - 6009 Arctic White
 - 6651 Tungsten
 - 6652 Titanium
 - 6654 Sand (Vanadium)
 - 6697 Fog
 - 6B03 Red

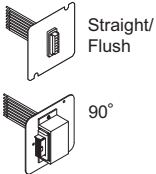
Specification Information	
---------------------------	--

Style Number	Price

Face Plate for Duplex Receptacle and Communications

TS7UFPLATE	\$5

Junction Box Faceplate—Modular



Tip: 90° is an option.

Standard Includes	Required to Specify
-------------------	---------------------

- Non-PVC straight/flush junction box faceplate

- 1 Style number
- 2 Power schematic
- 3 Options, if selected (see below)

Options	Price	Required to Specify
---------	-------	---------------------

Power Schematics	<ul style="list-style-type: none"> • 3+1 • 2+2 • 3SN 	No cost No cost No cost	Specify with 3+1. Specify with 2+2. Specify with 3SN.
Faceplate	<ul style="list-style-type: none"> • 90° junction box faceplate 	+\$38	Specify with 90° faceplate.
PVC	<ul style="list-style-type: none"> • PVC junction box faceplate 	-\$10	Specify with PVC.

Specification Information	
---------------------------	--

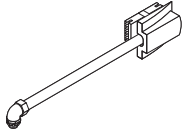
Style Number	Base Price

CQVM	\$69

Panel Wiring and Cabling, continued

SIN 711.1

Base Power Infeeds



Tip: Power infeed occupies one receptacle location on powerkit.

Tip: Power infeed sits proud of the panel approximately 3" and will interfere with Universal storage with the Universal 3" base, FrameOne foot base, or c:scape glide.

Standard Includes	Required to Specify
<ul style="list-style-type: none"> • Power infeed cover: plastic • 7/8"-diameter conduit: black plastic only 	<ul style="list-style-type: none"> 1 Style number 2 Plastic color number for power infeed assembly cover: <ul style="list-style-type: none"> 6000 Black 6654 Sand (Vanadium) 6697 Fog 6B03 Red

Specification Information		
• Length	• Style Number	• Price

4-Circuit, 3+1 Wiring Schematic

6'	TS76BPX	\$257
12'	TS712BPX	\$276

For Use in San Francisco

6'	TS76BPSFX	\$257
12'	TS712BPSFX	\$276

4-Circuit, 2+2 Wiring Schematic

6'	TS76BPY	\$257
12'	TS712BPY	\$276

For Use in San Francisco

6'	TS76BPSFY	\$257
12'	TS712BPSFY	\$276

3-Circuit, Separate Neutrals (3SN) Wiring Schematic

6'	TS76BPZ	\$257
12'	TS712BPZ	\$276

For Use in San Francisco

6'	TS76BPSFZ	\$257
12'	TS712BPSFZ	\$276

Base Power Infeeds for Use in New York City



Tip: Power infeed sits proud of the panel approximately 3" and will interfere with Universal storage with the Universal 3" base, FrameOne foot base, or c:scape glide.

Standard Includes	Required to Specify
<ul style="list-style-type: none"> • Power infeed assembly • 1/2"-diameter conduit • Power infeed tray: black paint only • Power infeed cover: black paint only 	Style number

Specification Information

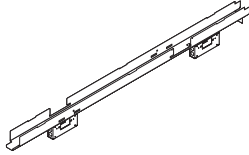
			Non-PVC		
Corresponding Panel Width	Style Number	Price	Corresponding Panel Width	Style Number	Price
4-Circuit, 3+1 Wiring Schematic			4-Circuit, 3+1 Wiring Schematic		
24"	TS7BPNY24X	\$257	24"	TS7BPNY24XN	\$269
30"	TS7BPNY30X	\$257	30"	TS7BPNY30XN	\$269
36"	TS7BPNY36X	\$257	36"	TS7BPNY36XN	\$269
42"	TS7BPNY42X	\$257	42"	TS7BPNY42XN	\$269
48"	TS7BPNY48X	\$257	48"	TS7BPNY48XN	\$269
60"	TS7BPNY60X	\$257	60"	TS7BPNY60XN	\$269
72"	TS7BPNY72X	\$257	72"	TS7BPNY72XN	\$269
.
4-Circuit, 2+2 Wiring Schematic			4-Circuit, 2+2 Wiring Schematic		
24"	TS7BPNY24Y	\$257	24"	TS7BPNY24YN	\$269
30"	TS7BPNY30Y	\$257	30"	TS7BPNY30YN	\$269
36"	TS7BPNY36Y	\$257	36"	TS7BPNY36YN	\$269
42"	TS7BPNY42Y	\$257	42"	TS7BPNY42YN	\$269
48"	TS7BPNY48Y	\$257	48"	TS7BPNY48YN	\$269
60"	TS7BPNY60Y	\$257	60"	TS7BPNY60YN	\$269
72"	TS7BPNY72Y	\$257	72"	TS7BPNY72YN	\$269
.
3-Circuit, Separate Neutrals (3SN) Wiring Schematic			3-Circuit, Separate Neutrals (3SN) Wiring Schematic		
24"	TS7BPNY24Z	\$257	24"	TS7BPNY24ZN	\$269
30"	TS7BPNY30Z	\$257	30"	TS7BPNY30ZN	\$269
36"	TS7BPNY36Z	\$257	36"	TS7BPNY36ZN	\$269
42"	TS7BPNY42Z	\$257	42"	TS7BPNY42ZN	\$269
48"	TS7BPNY48Z	\$257	48"	TS7BPNY48ZN	\$269
60"	TS7BPNY60Z	\$257	60"	TS7BPNY60ZN	\$269
72"	TS7BPNY72Z	\$257	72"	TS7BPNY72ZN	\$269
.

Shared Components and Wiring & Cabling

Panel Wiring and Cabling, continued

SIN 711.1

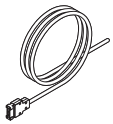
Hardwired Powerkits



Tip: Specify hardwire base trims when accessing a hardwire powerkit in the base.

Standard Includes				Required to Specify
<ul style="list-style-type: none"> • Power tray • Junction box(es) • Cover plate(s) 				Style number
Specification Information				
Corresponding Panel Width	Number of Junction Boxes	Style Number	Price	
24"	1	TS7CPK24	\$100	
30"	2	TS7CPK30	\$100	
36"	2	TS7CPK36	\$100	
42"	2	TS7CPK42	\$100	
48"	2	TS7CPK48	\$100	
60"	2	TS7CPK60	\$125	
72"	2	TS7CPK72	\$125	
:	:	:	:	:

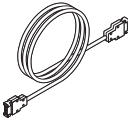
Multipurpose Power Infeed



Tip: Utility poles must be specified separately.
▶ Pages 138–139

Standard Includes			Required to Specify		
<ul style="list-style-type: none"> • Multipurpose power infeed with modular connector • Insulated color-coded wires for hardwired connection to building power source 			Style number		
Specification Information					
Length	Style Number	Price	Non-PVC		
			Length	Style Number	Price
4-Circuit, 3+1 Wiring Schematic			4-Circuit, 3+1 Wiring Schematic		
6'	TS76UPHX	\$261	6'	TS76UPHXN	\$261
12'	TS712UPHX	\$336	12'	TS712UPHXN	\$347
24'	TS724UPHX	\$487	24'	TS724UPHXN	\$500
:	:	:	:	:	:
4-Circuit, 2+2 Wiring Schematic			4-Circuit, 2+2 Wiring Schematic		
6'	TS76UPHY	\$261	6'	TS76UPHYN	\$261
12'	TS712UPHY	\$336	12'	TS712UPHYN	\$347
24'	TS724UPHY	\$487	24'	TS724UPHYN	\$500
:	:	:	:	:	:
3-Circuit, Separate Neutrals (3SN) Wiring Schematic			3-Circuit, Separate Neutrals (3SN) Wiring Schematic		
6'	TS76UPHZ	\$261	6'	TS76UPHZN	\$261
12'	TS712UPHZ	\$336	12'	TS712UPHZN	\$347
24'	TS724UPHZ	\$487	24'	TS724UPHZN	\$500
:	:	:	:	:	:

Modular Harnesses



Standard Includes			Required to Specify		
• Conduit with two modular connectors: black			Style number		
Specification Information					
Length	Style Number	Price	Non-PVC		
			Length	Style Number	Price
4-Circuit, 3+1 Wiring Schematic			4-Circuit, 3+1 Wiring Schematic		
43"	TS743MHX	\$149	43"	TS743MHXN	\$160
80"	TS780MHX	\$199	80"	TS780MHXN	\$210
4-Circuit, 2+2 Wiring Schematic			4-Circuit, 2+2 Wiring Schematic		
43"	TS743MHY	\$149	43"	TS743MHYN	\$160
80"	TS780MHY	\$199	80"	TS780MHYN	\$210
3-Circuit, Separate Neutrals (3SN) Wiring Schematic			3-Circuit, Separate Neutrals (3SN) Wiring Schematic		
43"	TS743MHZ	\$149	43"	TS743MHZN	\$160
80"	TS780MHZ	\$199	80"	TS780MHZN	\$210

Shared Components and Wiring & Cabling

Junction Tall Sleeve

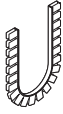


Standard Includes		Required to Specify	
• Package of ten sleeves: red only		Style number	
Specification Information			
Style Number	Price		
TS7JTSLVE	\$68		

Panel Wiring and Cabling, continued

SIN 711.1

Lay-In Junction Cable Sleeve



Standard Includes	Required to Specify
<ul style="list-style-type: none"> 5' roll of lay-in junction cable sleeve 	Style number

Specification Information

Style Number	Price
TS7LSLVE	\$97

Feed-Through Horizontal Cable Sleeve

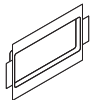


Standard Includes	Required to Specify
<ul style="list-style-type: none"> Package of 25: black plastic 	Style number

Specification Information

Style Number	Price
TS7FSLVE	\$97

Grommet for Vertical Junctions (manufactured prior to October 2011) and Horizontal Bars



Tip: Grommets can be used on power trays and cable trays.

Standard Includes	Required to Specify
<ul style="list-style-type: none"> Package of 25: black plastic 	Style number

Specification Information

Style Number	Price
TS7HSLVE	\$98

Grommet for Junction

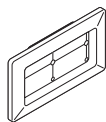


Standard Includes	Required to Specify
<ul style="list-style-type: none"> Package of 25: black plastic only 	Style number

Specification Information

Style Number	Price
TS7JSLVE	\$98

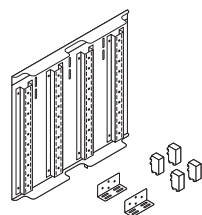
Duplex Cable Grommets



Standard Includes	Required to Specify
<ul style="list-style-type: none"> • Carton of five cable grommets: plastic 	1 Style number 2 Plastic color number for grommets: 6000 Black 6001 Coffee 6612 Grey V2 6615 Grey V5 6655 Warm White 6697 Fog

Specification Information	
Style Number	Price
98863	\$27

Consolidation Point Kit

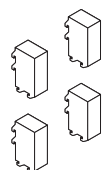


Standard Includes	Required to Specify
<ul style="list-style-type: none"> • Back panel: black paint • Mounting hardware • Two pairs of consolidation point mounting brackets: black only • Two cable managers: black only 	Style number

Specification Information	
Style Number	Price
TS7CPK	\$353

Shared Components and Wiring & Cabling

Consolidation Point Mounting Brackets



Tip: Order these mounting brackets to meet additional cabling needs when necessary.

Standard Includes	Required to Specify
<ul style="list-style-type: none"> • Carton of two pairs of mounting brackets: black only 	Style number

Specification Information	
Style Number	Price
TS7CPMB	\$65

Panel Wiring and Cabling, continued

SIN 711.1

Consolidation Point Cable Manager



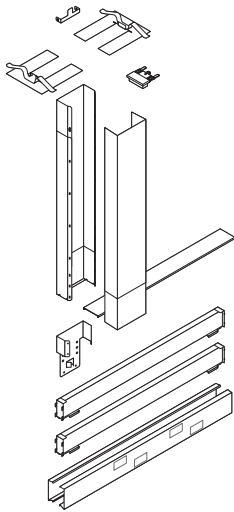
Tip: Order these cable managers to meet additional cabling needs when necessary.

Standard Includes	Required to Specify
<ul style="list-style-type: none"> Two cable managers: black only 	Style number

Specification Information

Style Number	Price
TS7CPCM	\$59

Ceiling-Access Lay-In Utility Packages—Square Trim



Tip: Order multipurpose power infeed separately.
▶ Page 214

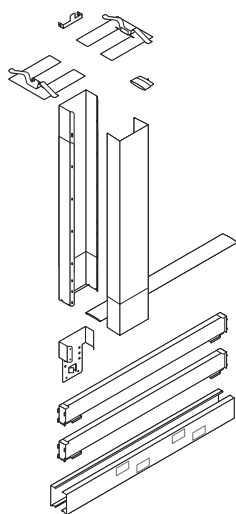
Standard Includes	Required to Specify
<ul style="list-style-type: none"> Utility carrier and cover, one top cap, and two standard base trims: paint price group 1 Two lay-in horizontal connecting bars: black paint only Ceiling attachment hardware Junction cap for end-of-run applications: paint 	1 Style number 2 Paint color number for utility carrier and cover, top cap, base trim, and junction cap 3 Options, if selected (see below) ▶ See <i>Surface Materials</i> , page 248.

Options	Price	Required to Specify
Surface Materials <ul style="list-style-type: none"> Paint price group 1 Paint price group 2 Paint price group 3 	No cost +\$ 11 +\$ 23	Specify paint color number. Specify paint color number. Specify paint color number.
Top cap <ul style="list-style-type: none"> Wood group 1 Customiz stain on wood 	+\$190 No cost	Specify <i>with wood top cap</i> and select wood color number. Specify <i>with Customiz stain</i> .
Change-of-Height Top Cap <ul style="list-style-type: none"> Change-of-height at one end of top cap, slim Change-of-height at one end of top cap, cable management 	+\$ 6 +\$ 6	Specify <i>with change-of-height, one end slim</i> . Specify <i>with change-of-height, one end cable management</i> .
Base Cable Tray <ul style="list-style-type: none"> Base cable tray 	+\$ 5	Specify <i>with base cable tray</i> .

Specification Information

Width	Style Number	Base Price
30"	TS730SSUC	\$ 818
36"	TS736SSUC	\$ 866
42"	TS742SSUC	\$ 943
48"	TS748SSUC	\$1028

Ceiling-Access Lay-In Utility Package—Oval Trim



Tip: Order multipurpose power infeed separately.
▶ Page 214

Standard Includes		Required to Specify	
<ul style="list-style-type: none"> Utility carrier and cover, one top cap, and two standard base trims: paint Two lay-in horizontal connecting bars: black paint only Ceiling attachment hardware Junction cap for end-of-run applications: plastic 		<ul style="list-style-type: none"> 1 Style number 2 Paint color number for utility carrier and cover, top cap, and base trim 3 Plastic color number for junction cap 4 Options, if selected (see below) ▶ See <i>Surface Materials</i>, page 248. 	
Options	Price	Required to Specify	
Surface Materials	<ul style="list-style-type: none"> Paint price group 1 No cost Paint price group 2 +\$ 11 Paint price group 3 +\$ 23 	<ul style="list-style-type: none"> Specify paint color number. Specify paint color number. Specify paint color number. 	
	Top cap		
	<ul style="list-style-type: none"> Wood group 1 +\$190 Customiz stain on wood No cost 	<ul style="list-style-type: none"> Specify <i>with wood top cap</i> and select wood color number. Specify <i>with Customiz stain</i>. 	
Change-of-Height Shortened Top Cap	<ul style="list-style-type: none"> Change-of-height cable routing at one end of top cap +\$ 6 	<ul style="list-style-type: none"> Specify <i>with change-of-height, one end</i>. 	
Base Cable Tray	<ul style="list-style-type: none"> Base cable tray +\$ 5 	<ul style="list-style-type: none"> Specify <i>with base cable tray</i>. 	

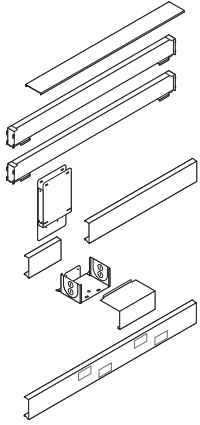
Specification Information		
Width	Style Number	Base Price
30"	TS730SUC	\$ 960
36"	TS736SUC	\$1018
42"	TS742SUC	\$1109
48"	TS748SUC	\$1206
:	:	:

Shared Components and Wiring & Cabling

Panel Wiring and Cabling, continued

SIN 711.1

Floor-Access Lay-In Utility Packages—Square Trim



Tip: 30"W lay-in utility package with floor-access is only available with change-of-height top cap at one end.

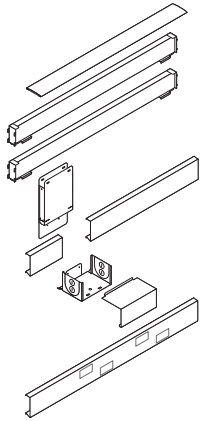
Tip: Order multipurpose power infeed separately.
▶ Page 214

Standard Includes	Required to Specify
<ul style="list-style-type: none"> • One top cap, one standard base trim, one modified base trim, and one base utility box: paint price group 1 • Two lay-in horizontal connecting bars: black paint only 	<ol style="list-style-type: none"> 1 Style number 2 Paint color number for top cap, base trim, and base utility box 3 Options, if selected (see below) <p>▶ See <i>Surface Materials</i>, page 248.</p>

Options	Price	Required to Specify
Surface Materials <ul style="list-style-type: none"> • Paint price group 1 • Paint price group 2 • Paint price group 3 	No cost +\$ 11 +\$ 23	Specify paint color number. Specify paint color number. Specify paint color number.
Top cap <ul style="list-style-type: none"> • Wood group 1 • Customiz stain on wood 	+\$190 No cost	Specify <i>with wood top cap</i> and select wood color number. Specify <i>with Customiz stain</i> .
Change-of-Height Top Cap <ul style="list-style-type: none"> • Change-of-height at one end slim • Change-of-height at one end cable management • Change-of-height at both ends of top cap on 36" - 48"W packages, slim • Change-of-height at both ends of top cap on 36" - 48"W packages, cable management • Change-of-height at both ends of top cap on 36" - 48"W packages, 1 end slim and one end cable management 	+\$ 6 +\$ 6 +\$ 6 +\$ 6 +\$ 6	Specify <i>with change-of-height</i> , of top cap, <i>one end slim</i> . Specify <i>with change-of-height</i> , of top cap, <i>one end cable management</i> . Specify <i>with change-of-height, both ends slim</i> . Specify <i>with change-of-height, both ends cable management</i> . Specify <i>with change-of-height, one end slim, one end cable management</i> .

Specification Information		
Width	Style Number	Base Price
30"	TS730SSUF	\$499
36"	TS736SSUF	\$530
42"	TS742SSUF	\$574
48"	TS748SSUF	\$627
:	:	:

Floor-Access Lay-In Utility Package—Oval Trim



Tip: 30"W lay-in utility package with floor-access is only available with change-of-height shortened top cap at one end.

Tip: Order multipurpose power infeed separately.
▶ Page 214

Standard Includes	Required to Specify
<ul style="list-style-type: none"> • One top cap, one standard base trim, one modified base trim, and one base utility box: paint • Two lay-in horizontal connecting bars: black paint only 	<ul style="list-style-type: none"> 1 Style number 2 Paint color number for top cap, base trim, and base utility box 3 Options, if selected (see below) ▶ See <i>Surface Materials</i>, page 248.

Options	Price	Required to Specify
Surface Materials <ul style="list-style-type: none"> • Paint price group 1 • Paint price group 2 • Paint price group 3 	<ul style="list-style-type: none"> No cost +\$ 11 +\$ 23 	<ul style="list-style-type: none"> Specify paint color number. Specify paint color number. Specify paint color number.
Top cap <ul style="list-style-type: none"> • Wood group 1 • Customiz stain on wood 	<ul style="list-style-type: none"> +\$190 No cost 	<ul style="list-style-type: none"> Specify <i>with wood top cap</i> and select wood color number. Specify <i>with Customiz stain</i>.
Change-of-Height Shortened Top Cap <ul style="list-style-type: none"> • Change-of-height cable routing at one end of top cap • Change-of-height cable routing at both ends of top cap on 36", 42", and 48"W packages 	<ul style="list-style-type: none"> +\$ 6 +\$ 6 	<ul style="list-style-type: none"> Specify <i>with change-of-height, one end</i>. Specify <i>with change-of-height, both ends</i>.

Specification Information		
Width	Style Number	Base Price
30"	TS730SUF	\$587
36"	TS736SUF	\$620
42"	TS742SUF	\$673
48"	TS748SUF	\$738
:	:	:

Shared Components and Wiring & Cabling

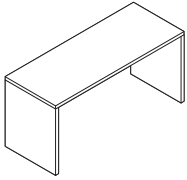
Specifying Answer Freestanding Desks

► For more detailed product information, see the *Answer Solutions Specification Guide* or consult your Steelcase dealer.

Desk Shells (SIN 711.1)	224
Double-Pedestal Desks (SIN 711.1)	226
Single-Pedestal Desks (SIN 711.1)	228
Pedestal Returns (SIN 711.1)	230
Returns (SIN 711.1)	232
Bridges (SIN 711.1)	233
Corner Desks (SIN 711.1)	234
Over the Case Bin and Hutch Kit (SIN 711.1)	236

Desk Shells

SIN 711.1



For laminate price group 2 pricing, please refer to the electronic catalog or SmartTools.

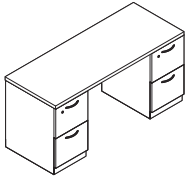
Standard Includes	Required to Specify
<ul style="list-style-type: none"> 1 1/8"-thick worksurface: High-Pressure Laminate price group 1 3 mm radius profile edge on front edge: plastic Two end supports: paint price group 1 Attachment hardware Half-height or full-height modesty panel, if selected: paint price group 1 	<ol style="list-style-type: none"> Style number High-Pressure Laminate color number for worksurface Plastic edge band color number for worksurface Paint color number for end supports and modesty panel, if selected Options, if selected (see below) <p>▶ See <i>Surface Materials</i>, page 248.</p>

Options	Price	Required to Specify
Surface Materials <ul style="list-style-type: none"> High-Pressure Laminate worksurface <ul style="list-style-type: none"> Laminate price group 2 Open Line laminate 	See information at left +\$ 69 plus the cost of laminate	Specify laminate color number. ▶ See <i>Surface Materials Reference Manual</i> .
<ul style="list-style-type: none"> End supports <ul style="list-style-type: none"> Paint price group 1 Paint price group 2 Paint price group 3 	No cost +\$ 71 +\$121	Specify paint color number. Specify paint color number. Specify paint color number.
Scallops <ul style="list-style-type: none"> Scallops on worksurface 	No cost	Specify <i>with scallops</i> .
Modesty Panels <ul style="list-style-type: none"> Half-height <ul style="list-style-type: none"> For 60"W For 66"W For 72"W Full-height <ul style="list-style-type: none"> For 60"W For 66"W For 72"W 	+\$190 +\$199 +\$207 +\$227 +\$238 +\$252	Specify <i>with half-height modesty panel</i> . Specify <i>with half-height modesty panel</i> . Specify <i>with half-height modesty panel</i> . Specify <i>with full-height modesty panel</i> . Specify <i>with full-height modesty panel</i> . Specify <i>with full-height modesty panel</i> .

Specification Information				
Dimensions			Style	Base
D	W	H	Number	Price
24"	60"	28 1/2"	TS7UNP2460	\$1198
24"	66"	28 1/2"	TS7UNP2466	\$1285
24"	72"	28 1/2"	TS7UNP2472	\$1324
30"	60"	28 1/2"	TS7UNP3060	\$1404
30"	66"	28 1/2"	TS7UNP3066	\$1488
30"	72"	28 1/2"	TS7UNP3072	\$1529

Double-Pedestal Desks

SIN 711.1



Standard Includes	Required to Specify
<ul style="list-style-type: none"> • 1 1/8"-thick worksurface: High-Pressure Laminate price group 1 • 3 mm radius profile edge on front edge: plastic • Two file/file pedestals: paint price group 1 • Contemporary pulls on pedestals: metal • Attachment hardware • Half-height or full-height modesty panel, if selected: paint price group 1 • One pedestal counterweight • Lock, keyed random: 9201 Polished Chrome 	<ol style="list-style-type: none"> 1 Style number 2 High-Pressure Laminate color number for worksurface 3 Plastic edge band color number for worksurface 4 Paint color number for pedestals and modesty panel, if selected 5 Metal color number for pulls: <ul style="list-style-type: none"> 0835 Black 9201 Polished Chrome 9211 Nickel 9212 Silver 6 Options, if selected (see below) <ul style="list-style-type: none"> ▶ See <i>Surface Materials</i>, page 248.

For laminate price group 2 pricing, please refer to the electronic catalog or SmartTools.

Tip: Desks come standard with two file/file pedestals. Box/file/file pedestals are available as an option.

Options	Price	Required to Specify
Surface Materials <ul style="list-style-type: none"> • High-Pressure Laminate worksurface • Laminate price group 2 • Open Line laminate 	<ul style="list-style-type: none"> See information at left +\$ 69 plus the cost of laminate 	<ul style="list-style-type: none"> Specify laminate color number. ▶ See <i>Surface Materials Reference Manual</i>.
Paint on pedestals <ul style="list-style-type: none"> • Paint price group 1 • Paint price group 2 • Paint price group 3 	<ul style="list-style-type: none"> No cost +\$100 +\$172 	<ul style="list-style-type: none"> Specify paint color number. Specify paint color number. Specify paint color number.
Scallops <ul style="list-style-type: none"> • Scallops on worksurface 	<ul style="list-style-type: none"> No cost 	<ul style="list-style-type: none"> Specify with <i>scallops</i>.
Pedestals <ul style="list-style-type: none"> • Full-height pedestals • One box/box/file pedestal and one file/file pedestal • Two box/box/file pedestals 	<ul style="list-style-type: none"> +\$ 17 +\$ 34 	<ul style="list-style-type: none"> Specify with <i>box/box/file</i> and <i>file/file</i>. Specify with <i>two box/box/files</i>.
Pulls <ul style="list-style-type: none"> • Handle pull • Jazz pull • Bar pull 	<ul style="list-style-type: none"> No cost +\$104 +\$144 	<ul style="list-style-type: none"> Specify with <i>handle pull</i>. Specify with <i>jazz pull</i>. Specify with <i>bar pull</i>.
Drawer Accessories <ul style="list-style-type: none"> • Rails • Two side-to-side hanging rails per file drawer 	<ul style="list-style-type: none"> No cost 	<ul style="list-style-type: none"> Specify with <i>rails</i>.
Basic Drawer Interiors <ul style="list-style-type: none"> • 24"D, and 30"D box/box/file pedestals • No rails, pencil trays, or box drawer dividers 	<ul style="list-style-type: none"> -\$ 51 	<ul style="list-style-type: none"> Specify with <i>basic drawers</i>.
Lock and Keying <ul style="list-style-type: none"> • Lock • Ember Chrome • No lock 	<ul style="list-style-type: none"> No cost -\$126 	<ul style="list-style-type: none"> Specify with <i>9250 Ember Chrome lock</i>. Specify with <i>no lock</i>.
Individual locking drawers <ul style="list-style-type: none"> • File/file pedestals only 	<ul style="list-style-type: none"> +\$125 per file/file pedestal 	<ul style="list-style-type: none"> Specify with <i>individual lock</i>.
Keying <ul style="list-style-type: none"> • Factory- and field-installed keying 		<ul style="list-style-type: none"> ▶ Page 258
Modesty Panels <ul style="list-style-type: none"> • Half-height • For 60"W • For 66"W • For 72"W 	<ul style="list-style-type: none"> +\$190 +\$199 +\$207 	<ul style="list-style-type: none"> Specify with <i>half-height modesty panel</i>. Specify with <i>half-height modesty panel</i>. Specify with <i>half-height modesty panel</i>.
<ul style="list-style-type: none"> • Full-height • For 60"W • For 66"W • For 72"W 	<ul style="list-style-type: none"> +\$227 +\$238 +\$252 	<ul style="list-style-type: none"> Specify with <i>full-height modesty panel</i>. Specify with <i>full-height modesty panel</i>. Specify with <i>full-height modesty panel</i>.

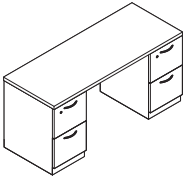
▶ Options, continued on next page

SIN 711.1

► Options, continued from previous page

Options	Price	Required to Specify
Counterweight • Remove counterweight	-\$139	Specify <i>without counterweight</i> .

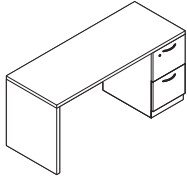
Tip: Desks without a return or overhead bin and hutch kit require a pedestal counterweight.



Specification Information				
Dimensions			Style Number	Base Price
D	W	H		
24"	60"	28 ¹ / ₂ "	TS7UDP2460	\$1775
24"	66"	28 ¹ / ₂ "	TS7UDP2466	\$1813
24"	72"	28 ¹ / ₂ "	TS7UDP2472	\$1852
30"	60"	28 ¹ / ₂ "	TS7UDP3060	\$2121
30"	66"	28 ¹ / ₂ "	TS7UDP3066	\$2156
30"	72"	28 ¹ / ₂ "	TS7UDP3072	\$2197
.

Single-Pedestal Desks

SIN 711.1



For laminate price group 2 pricing, please refer to the electronic catalog or SmartTools.

Tip: Desk comes standard with a file/file pedestal. A box/box/file pedestal is available as an option.

Standard Includes	Required to Specify
<ul style="list-style-type: none"> • 1 1/8"-thick worksurface: High-Pressure Laminate price group 1 • 3 mm radius profile edge on front edge: plastic • One file/file pedestal: paint price group 1 • Contemporary pulls on pedestal: metal • One end support: paint price group 1 • Attachment hardware • Half-height or full-height modesty panel, if selected: paint price group 1 • One pedestal counterweight • Lock, keyed random: 9201 Polished Chrome 	<ol style="list-style-type: none"> 1 Style number 2 High-Pressure Laminate color number for worksurface 3 Plastic edge band color number for worksurface 4 Paint color number for pedestal and modesty panel, if selected 5 Metal color number for pulls: <ul style="list-style-type: none"> 0835 Black 9201 Polished Chrome 9211 Nickel 9212 Silver 6 Options, if selected (see below) <ul style="list-style-type: none"> ▶ See <i>Surface Materials</i>, page 248.

Options	Price	Required to Specify
Surface Materials <ul style="list-style-type: none"> • High-Pressure Laminate worksurface • Laminate price group 2 • Open Line laminate 	See information at left +\$ 69 plus the cost of laminate	Specify laminate color number. ▶ See <i>Surface Materials Reference Manual</i> .
<ul style="list-style-type: none"> • Paint on pedestal/end panel • Paint price group 1 • Paint price group 2 • Paint price group 3 	No cost +\$ 86 +\$148	Specify paint color number. Specify paint color number. Specify paint color number.
Scallops <ul style="list-style-type: none"> • Scallops on worksurface 	No cost	Specify with <i>scallops</i> .
Pedestal <ul style="list-style-type: none"> • Full-height pedestal • One box/box/file pedestal 	+ \$ 17	Specify with <i>box/box/file</i> .
Pulls <ul style="list-style-type: none"> • Handle pull • Jazz pull • Bar pull 	No cost +\$ 52 +\$ 72	Specify with <i>handle pull</i> . Specify with <i>jazz pull</i> . Specify with <i>bar pull</i> .
Drawer Accessories <ul style="list-style-type: none"> • Rails • Two side-to-side hanging rails per file drawer 	No cost	Specify with <i>rails</i> .
Basic Drawer Interiors <ul style="list-style-type: none"> • 24"D and 30"D box/box/file pedestal • No rails, pencil trays, or box drawer dividers 	-\$ 51	Specify with <i>basic drawers</i> .
Lock and Keying <ul style="list-style-type: none"> • Lock • Ember Chrome • No lock 	No cost -\$ 63	Specify with <i>9250 Ember Chrome lock</i> . Specify with <i>no lock</i> .
<ul style="list-style-type: none"> • Individual locking drawers • File/file pedestals only 	+\$125	Specify with <i>individual lock</i> .
<ul style="list-style-type: none"> • Keying • Factory- and field-installed keying 		▶ Page 258
Modesty Panels <ul style="list-style-type: none"> • Half-height • For 60"W • For 66"W • For 72"W 	+\$190 +\$199 +\$207	Specify with <i>half-height modesty panel</i> . Specify with <i>half-height modesty panel</i> . Specify with <i>half-height modesty panel</i> .
<ul style="list-style-type: none"> • Full-height • For 60"W • For 66"W • For 72"W 	+\$227 +\$238 +\$252	Specify with <i>full-height modesty panel</i> . Specify with <i>full-height modesty panel</i> . Specify with <i>full-height modesty panel</i> .

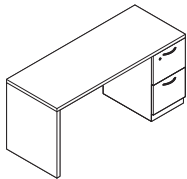
▶ Options, continued on next page

SIN 711.1

► Options, continued from previous page

Options	Price	Required to Specify
Counterweight • Remove counterweight	-\$139	Specify <i>without counterweight</i> .

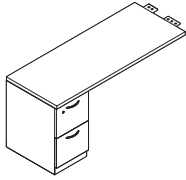
Tip: Desks without a return or overhead bin and hutch kit require a pedestal counterweight.



Specification Information				
Dimensions			Style Number	Base Price
D	W	H		
24"	60"	28 ¹ / ₂ "	TS7USP2460	\$1556
24"	66"	28 ¹ / ₂ "	TS7USP2466	\$1594
24"	72"	28 ¹ / ₂ "	TS7USP2472	\$1633
30"	60"	28 ¹ / ₂ "	TS7USP3060	\$1832
30"	66"	28 ¹ / ₂ "	TS7USP3066	\$1867
30"	72"	28 ¹ / ₂ "	TS7USP3072	\$1908
:	:	:	:	:

Pedestal Returns

SIN 711.1



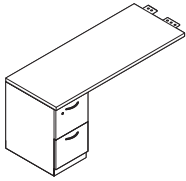
For laminate price group 2 pricing, please refer to the electronic catalog or SmartTools.

Tip: Returns come standard with a file/file pedestal. A box/box/file pedestal is available as an option.

Standard Includes	Required to Specify
<ul style="list-style-type: none"> • 1 1/8"-thick worksurface: High-Pressure Laminate price group 1 • 3 mm radius profile edge on front edge: plastic • Contemporary pulls on pedestal: metal • Pedestal: paint price group 1 • Attachment hardware • Half-height or full-height modesty panel, if selected: paint price group 1 • Lock, keyed random: 9201 Polished Chrome 	<ol style="list-style-type: none"> 1 Style number 2 High-Pressure Laminate color number for worksurface 3 Plastic edge band color number for worksurface 4 Paint color number for pedestal and modesty panel, if selected 5 Metal color number for pulls: 0835 Black 9201 Polished Chrome 9211 Nickel 9212 Silver 6 Options, if selected (see below) ▶ See <i>Surface Materials</i>, page 248.

Options	Price	Required to Specify
Surface Materials <ul style="list-style-type: none"> • High-Pressure Laminate worksurface • Laminate price group 2 • Open Line laminate 	See information at left +\$ 69 plus the cost of laminate	Specify laminate color number. ▶ See <i>Surface Materials Reference Manual</i> .
<ul style="list-style-type: none"> • Paint on pedestals • Paint price group 1 • Paint price group 2 • Paint price group 3 	No cost +\$ 56 +\$ 97	Specify paint color number. Specify paint color number. Specify paint color number.
Scallops <ul style="list-style-type: none"> • Scallops on worksurface 	No cost	Specify <i>with scallops</i> .
Pedestal <ul style="list-style-type: none"> • Full-height pedestal • One box/box/file pedestal 	+ \$ 17	Specify <i>with box/box/file</i> .
Pulls <ul style="list-style-type: none"> • Handle pull • Jazz pull • Bar pull 	No cost +\$ 52 +\$ 72	Specify <i>with handle pull</i> . Specify <i>with jazz pull</i> . Specify <i>with bar pull</i> .
Drawer Accessories <ul style="list-style-type: none"> • Rails • Two side-to-side hanging rails per file drawer 	No cost	Specify <i>with rails</i> .
Basic Drawer Interiors <ul style="list-style-type: none"> • 24"D box/box/file pedestal • No rails, pencil trays, or box drawer dividers 	-\$ 51	Specify <i>with basic drawers</i> .
Lock and Keying <ul style="list-style-type: none"> • Lock • Ember Chrome • No lock 	No cost -\$ 63	Specify <i>with 9250 Ember Chrome lock</i> . Specify <i>with no lock</i> .
<ul style="list-style-type: none"> • Individual locking drawers • File/file pedestal only 	+\$125	Specify <i>with individual lock</i> .
<ul style="list-style-type: none"> • Keying • Factory- and field-installed keying 		▶ Page 258
Modesty Panels <ul style="list-style-type: none"> • Half-height • For 24"W • For 30"W • For 36"W • For 42"W • For 48"W • For 60"W 	+\$153 +\$163 +\$172 +\$183 +\$195 +\$212	Specify <i>with half-height modesty panel</i> . Specify <i>with half-height modesty panel</i> . Specify <i>with half-height modesty panel</i> . Specify <i>with half-height modesty panel</i> . Specify <i>with half-height modesty panel</i> . Specify <i>with half-height modesty panel</i> .
<ul style="list-style-type: none"> • Full-height • For 24"W • For 30"W • For 36"W • For 42"W • For 48"W • For 60"W 	+\$191 +\$200 +\$210 +\$221 +\$233 +\$259	Specify <i>with full-height modesty panel</i> . Specify <i>with full-height modesty panel</i> . Specify <i>with full-height modesty panel</i> . Specify <i>with full-height modesty panel</i> . Specify <i>with full-height modesty panel</i> . Specify <i>with full-height modesty panel</i> .

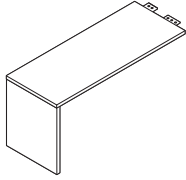
SIN 711.1



Specification Information				
Dimensions			Style Number	Base Price
D	W	H		
24 "	24"	28 1/2"	TS7UPR2424	\$ 877
24"	30"	28 1/2"	TS7UPR2430	\$ 890
24"	36"	28 1/2"	TS7UPR2436	\$ 901
24"	42"	28 1/2"	TS7UPR2442	\$ 917
24"	48"	28 1/2"	TS7UPR2448	\$ 959
24"	60"	28 1/2"	TS7UPR2460	\$1044

Returns

SIN 711.1



For laminate price group 2 pricing, please refer to the electronic catalog or SmartTools.

Standard Includes	Required to Specify
<ul style="list-style-type: none"> • 1 1/8"-thick worksurface: High-Pressure Laminate price group 1 • 3 mm radius profile edge on front edge: plastic • One end support: paint price group 1 • Attachment hardware • Half-height or full-height modesty panel, if selected: paint price group 1 	<ol style="list-style-type: none"> 1 Style number 2 High-Pressure Laminate color number for worksurface 3 Plastic edge band color number for worksurface 4 Paint color number for end support and modesty panel, if selected 6 Options, if selected (see below) <p>▶ See <i>Surface Materials</i>, page 248.</p>

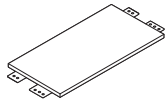
Options	Price	Required to Specify
Surface Materials <ul style="list-style-type: none"> • High-Pressure Laminate worksurface • Laminate price group 2 • Open Line laminate 	See information at left +\$ 69 plus the cost of laminate	Specify laminate color number. ▶ See <i>Surface Materials Reference Manual</i> .
End support <ul style="list-style-type: none"> • Paint price group 1 • Paint price group 2 • Paint price group 3 	No cost +\$ 42 +\$ 72	Specify paint color number. Specify paint color number. Specify paint color number.
Scallops <ul style="list-style-type: none"> • Scallops on worksurface 	No cost	Specify <i>with scallops</i> .
Modesty Panels Half-height <ul style="list-style-type: none"> • For 24"W • For 30"W • For 36"W • For 42"W • For 48"W • For 60"W 	+\$153 +\$163 +\$172 +\$183 +\$195 +\$212	Specify <i>with half-height modesty panel</i> . Specify <i>with half-height modesty panel</i> . Specify <i>with half-height modesty panel</i> . Specify <i>with half-height modesty panel</i> . Specify <i>with half-height modesty panel</i> . Specify <i>with half-height modesty panel</i> .
Full-height <ul style="list-style-type: none"> • For 24"W • For 30"W • For 36"W • For 42"W • For 48"W • For 60"W 	+\$191 +\$200 +\$210 +\$221 +\$233 +\$259	Specify <i>with full-height modesty panel</i> . Specify <i>with full-height modesty panel</i> . Specify <i>with full-height modesty panel</i> . Specify <i>with full-height modesty panel</i> . Specify <i>with full-height modesty panel</i> . Specify <i>with full-height modesty panel</i> .

Specification Information				
• Dimensions			• Style	• Base
D	W	H	Number	Price
24"	24"	28 1/2"	TS7UR2424	\$658
24"	30"	28 1/2"	TS7UR2430	\$671
24"	36"	28 1/2"	TS7UR2436	\$682
24"	42"	28 1/2"	TS7UR2442	\$747
24"	48"	28 1/2"	TS7UR2448	\$789
24"	60"	28 1/2"	TS7UR2460	\$825
:	:	:	:	:

Tip: Reinforcement channel is standard on worksurfaces 24"x42" and larger.

Bridges

SIN 711.1



For laminate price group 2 pricing, please refer to the electronic catalog or SmartTools.

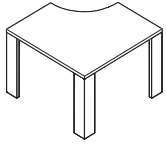
Standard Includes	Required to Specify
<ul style="list-style-type: none"> • 1 1/8"-thick worksurface: High-Pressure Laminate price group 1 • 3 mm radius profile edge on front edge: plastic • Attachment hardware • Half-height or full-height modesty panel, if selected: paint price group 1 	<ol style="list-style-type: none"> 1 Style number 2 High-Pressure Laminate color number for worksurface 3 Plastic edge band color number for worksurface 4 Paint color number for modesty panel, if selected (see below) 5 Options, if selected (see below) <p>▶ See <i>Surface Materials</i>, page 248.</p>

Options	Price	Required to Specify																												
Surface Materials <ul style="list-style-type: none"> • High-Pressure Laminate worksurface • Laminate price group 2 • Open Line laminate 	See information at left +\$ 69 plus the cost of laminate	Specify laminate color number. ▶ See <i>Surface Materials Reference Manual</i> .																												
Modesty Panels <ul style="list-style-type: none"> • Half-height • Price group 1 • Price group 2 • Price group 3 • Full-height • Price group 1 • Price group 2 • Price group 3 	<table border="1"> <thead> <tr> <th></th> <th>42"W</th> <th>48"W</th> <th>60"W</th> </tr> </thead> <tbody> <tr> <td>Price group 1</td> <td>+\$207</td> <td>+\$217</td> <td>+\$239</td> </tr> <tr> <td>Price group 2</td> <td>+\$219</td> <td>+\$229</td> <td>+\$251</td> </tr> <tr> <td>Price group 3</td> <td>+\$230</td> <td>+\$240</td> <td>+\$262</td> </tr> <tr> <td>Price group 1</td> <td>+\$252</td> <td>+\$264</td> <td>+\$293</td> </tr> <tr> <td>Price group 2</td> <td>+\$271</td> <td>+\$283</td> <td>+\$312</td> </tr> <tr> <td>Price group 3</td> <td>+\$286</td> <td>+\$298</td> <td>+\$327</td> </tr> </tbody> </table>		42"W	48"W	60"W	Price group 1	+\$207	+\$217	+\$239	Price group 2	+\$219	+\$229	+\$251	Price group 3	+\$230	+\$240	+\$262	Price group 1	+\$252	+\$264	+\$293	Price group 2	+\$271	+\$283	+\$312	Price group 3	+\$286	+\$298	+\$327	Specify with <i>half-height modesty panel</i> and specify paint color number. Specify with <i>half-height modesty panel</i> and specify paint color number. Specify with <i>half-height modesty panel</i> and specify paint color number. Specify with <i>full-height modesty panel</i> and specify paint color number. Specify with <i>full-height modesty panel</i> and specify paint color number. Specify with <i>full-height modesty panel</i> and specify paint color number.
	42"W	48"W	60"W																											
Price group 1	+\$207	+\$217	+\$239																											
Price group 2	+\$219	+\$229	+\$251																											
Price group 3	+\$230	+\$240	+\$262																											
Price group 1	+\$252	+\$264	+\$293																											
Price group 2	+\$271	+\$283	+\$312																											
Price group 3	+\$286	+\$298	+\$327																											
Scallops <ul style="list-style-type: none"> • Scallops on worksurface 	No cost	Specify with <i>scallops</i> .																												

Specification Information			
Dimensions		Style	Base
D	W	Number	Price
24"	42"	TS7UB2442	\$278
24"	48"	TS7UB2448	\$369
24"	60"	TS7UB2460	\$406
.	.	.	.

Corner Desks

SIN 711.1



For laminate price group 2 pricing, please refer to the electronic catalog or SmartTools.

Tip: Modesty panels, if selected, will either both be half-height or both be full-height.

Tip: Modesty panel width will be dependent on the supports specified.

Standard Includes	Required to Specify
<ul style="list-style-type: none"> 1 1/8"-thick worksurface: High-Pressure Laminate price group 1 3 mm radius profile edge on front edge: plastic Three corner supports: paint price group 1 Attachment hardware Half-height or full-height modesty panel, if selected: paint price group 1 	<ol style="list-style-type: none"> Style number High-Pressure Laminate color number for worksurface Plastic edge band color number for worksurface Paint color number for corner supports and/or end supports, and modesty panel, if selected Options, if selected (see below) <p>▶ See <i>Surface Materials</i>, page 248.</p>

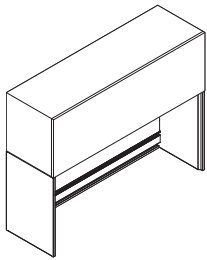
Options	Price	Required to Specify
Surface Materials <ul style="list-style-type: none"> High-Pressure Laminate worksurface Laminate price group 2 Open Line laminate 	<ul style="list-style-type: none"> See information at left +\$ 69 plus the cost of laminate 	<ul style="list-style-type: none"> Specify laminate color number. ▶ See <i>Surface Materials Reference Manual</i>.
<ul style="list-style-type: none"> Corner support and/or end supports Paint price group 1 Paint price group 2 Paint price group 3 	<ul style="list-style-type: none"> No cost +\$ 83 +\$138 	<ul style="list-style-type: none"> Specify paint color number. Specify paint color number. Specify paint color number.
Scallops <ul style="list-style-type: none"> Scallops on worksurface 	<ul style="list-style-type: none"> No cost 	<ul style="list-style-type: none"> Specify <i>with scallops</i>.
End Supports <ul style="list-style-type: none"> Two corner supports with one end support One corner support with two end supports 	<ul style="list-style-type: none"> +\$310 +\$619 	<ul style="list-style-type: none"> Specify two corner supports <i>with one end support</i>. Specify one corner support <i>with two end supports</i>.
Modesty Panels <ul style="list-style-type: none"> Half-height For 36"W For 42"W For 48"W 	<ul style="list-style-type: none"> +\$341 +\$362 +\$382 	<ul style="list-style-type: none"> Specify <i>with half-height modesty panel</i>. Specify <i>with half-height modesty panel</i>. Specify <i>with half-height modesty panel</i>.
<ul style="list-style-type: none"> Full-height For 36"W For 42"W For 48"W 	<ul style="list-style-type: none"> +\$417 +\$437 +\$459 	<ul style="list-style-type: none"> Specify <i>with full-height modesty panel</i>. Specify <i>with full-height modesty panel</i>. Specify <i>with full-height modesty panel</i>.

Specification Information				
• Dimensions			• Style	• Base
D	W	H	Number	Price
24"	36"	28 1/2"	TS7UC2436	\$844
24"	42"	28 1/2"	TS7UC2442	\$883
24"	48"	28 1/2"	TS7UC2448	\$933
:	:	:	:	:

SIN 711.1

Over the Case Bin and Hutch Kit

SIN 711.1



Tip: Hutch kits can span an L-shaped desk configuration only when full depth work-surfaces are used.

Tip: To price a tackboard with fabrics in two different price groups on opposite sides, add the two prices together and divide by two.

Tip: 66"W and 72"W tackboards accommodate fabric in the horizontal direction only.

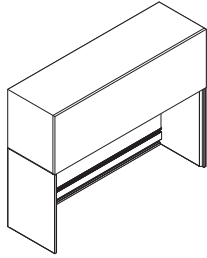
Tip: When ordering the omit insert option, remember that custom material cannot be factory installed. Custom material must be ordered from a material vendor.

Tip: A door assist mechanism cannot be used with an acrylic door insert.

Standard Includes		Required to Specify
<ul style="list-style-type: none"> Overhead bin with lift-up door: paint price group 1 Recess beneath unit to accommodate shelf light Steel back to enclose storage bin, end supports, accessory rail, and one non-handed cable manager: paint price group 1 Double-sided tackboard, fabric direction with horizontal application: fabric price group 1 Attachment hardware 		<ul style="list-style-type: none"> 1 Style number 2 Paint color number for overhead bin 3 Fabric color number for tackboard 4 Options, if selected (see below) ▶ See <i>Surface Materials</i>, page 248.
Options	Price	Required to Specify
Surface Materials	Overhead bin with one door	
	• Paint price group 1	No cost
	• Paint price group 2	+\$ 84
	• Paint price group 3	+\$141
	Overhead bin with two doors	
	• Paint price group 1	No cost
	• Paint price group 2	+\$100
	• Paint price group 3	+\$170
	Tackboard	
	• Fabric price group 1	No cost
	• Fabric price group 2	+\$ 24
	• Fabric price group 3	+\$110
	• Fabric price group 4	+\$150
	• Fabric price group 5	+\$240
	• Fabric price group COM	+\$ 32
	Fabric direction on 60"W and smaller tackboards	
	• Vertical application	No cost
		Specify with vertical application.
Brackets	No brackets	
	• Omit brackets	-\$ 21
		Specify omit brackets.
Picture Frame Door	• Omit insert	Prices at right
	• Acrylic insert	Prices at right
	• Markerboard insert	Prices at right
	• Glass insert (assist)	Prices at right
		mechanism recommended)
		Specify omit insert.
		Specify with acrylic insert.
		Specify with markerboard insert.
		Specify with glass insert.
Door Mechanism	• Assist mechanism for standard door, markerboard insert, glass insert, or omit insert	+\$179 per door
		Specify with assist mechanism.
Shelf Accessories	• Four dividers: white plastic	+\$ 46
		Specify with dividers.
Lock and Keying	Lock	
	• Ember Chrome	No cost
	• No lock	-\$ 63 per door
		Specify with 9250 Ember Chrome lock.
		Specify with no lock.
	Keying	
	• Factory- and field-installed keying	
		▶ Page 258
Related Products	• Accessories	
	• Shelf lights	
		▶ Page 240
		▶ See <i>Systems and Freestanding Furniture Volume 1b</i>

Specification Information

Dimensions			Number of Doors	Style Number	Base Price	Options (Add \$ to Base Price)		
D	W	H				Picture Frame Insert	Door Insert	Door Inserts
15 ³ / ₄ "	24"	37 ⁵ / ₁₆ "	1	TS7UOH24	\$ 971	+\$250	+\$356	+\$426
15 ³ / ₄ "	30"	37 ⁵ / ₁₆ "	1	TS7UOH30	\$1005	+\$263	+\$376	+\$455
15 ³ / ₄ "	36"	37 ⁵ / ₁₆ "	1	TS7UOH36	\$1044	+\$277	+\$394	+\$484
15 ³ / ₄ "	42"	37 ⁵ / ₁₆ "	1	TS7UOH42	\$1080	+\$288	+\$413	+\$533
15 ³ / ₄ "	48"	37 ⁵ / ₁₆ "	1	TS7UOH48	\$1113	+\$300	+\$435	+\$581
15 ³ / ₄ "	60"	37 ⁵ / ₁₆ "	2	TS7UOH60	\$1553	+\$492	+\$688	+\$867
15 ³ / ₄ "	66"	37 ⁵ / ₁₆ "	2	TS7UOH66	\$1626	+\$504	+\$708	+\$918
15 ³ / ₄ "	72"	37 ⁵ / ₁₆ "	2	TS7UOH72	\$1685	+\$515	+\$727	+\$968



Specifying Answer Storage

► For more detailed product information, see the *Answer Solutions Specification Guide* or consult your Steelcase dealer.

Storage Accessories

Pedestal Attachment Cable (SIN 711.1)	240
Adjustable Rails for Use with Lateral Files (SIN 711.1)	240
Flexible Markerboard Surfaces (SIN 711.1)	240
Brackets to Attach Avenir Bins and Shelves to Answer Panels (SIN 711.1)	241
Dividers for Overhead Storage Bins and Shelves (SIN 711.1)	241
Wall Channels for Shelves, Overhead Storage Bins, and Tackboards (SIN 711.1)	242
Wall Channel Horizontal Braces (SIN 711.1)	242
Hanging Kit for Markerboard or Tackboard (SIN 711.1)	242

Storage Accessories

SIN 711.1

Pedestal Attachment Cable




Tip: For use with under-worksurface lateral files.

Standard Includes	Required to Specify
<ul style="list-style-type: none"> • Pedestal attachment cable • Package of 1 or 25 	Style number

Specification Information	
Style Number	Price
PAB12 (package of 1)	\$ 17
PAB12M (package of 25)	\$314
•	•

Adjustable Rails

For Use with Lateral Files



Tip: All drawer sizes require two rails per drawer for maximum capacity front-to-back filing.

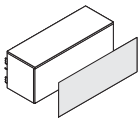
Note: Actual rail dimensions are 15 1/2"D for an 18"D cabinet.

Standard Includes	Required to Specify
<ul style="list-style-type: none"> • Pair of adjustable rails to accommodate front-to-back filing: black paint only 	Style number

Specification Information	
Style Number	Price
800RW	\$33
•	•

Flexible Markerboard Surfaces

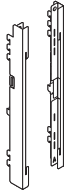
For Use with Answer Over The Case Bins with Flat Fronts Introduced in March 2007



Standard Includes	Required to Specify
<ul style="list-style-type: none"> • Flexible, self-adhesive markerboard surface to attach to door of overhead storage bin: white plastic 	Style number

Specification Information			
Width	Height	Style Number	Price
30"	16 1/4"	R30MBB	\$107
36"	16 1/4"	R36MBB	\$114
42"	16 1/4"	R42MBB	\$118
48"	16 1/4"	R48MBB	\$125
•	•	•	•

Brackets to Attach Avenir Bins and Shelves to Answer Panels



Tip: Brackets only work on Avenir bins and shelves manufactured since May 1997. Bins and shelves manufactured prior to this date would require brackets manufactured through Specials.

Tip: Avenir binder bins cannot hang on a stacked segment of an Answer panel.

Standard Includes	Required to Specify
<ul style="list-style-type: none"> • Pair of brackets: paint 	<ul style="list-style-type: none"> 1 Style number 2 Paint color number for brackets ▶ See <i>Surface Materials</i>, page 248.

Specification Information

Style Number	Price
Use with Avenir Bin with Flush Door	
TS7AV	\$170
Use with Avenir Bin with Integral Door and Avenir Full-Height Shelves with Radius and Square End Supports	
TS7BM	\$170
Use with Avenir Half-Height Shelves with Square End Supports	
TS7AVH	\$170
Use with Avenir Half-Height Shelves with Radius End Supports	
TS7BMH	\$170

Dividers for Overhead Storage Bins and Shelves



Standard Includes	Required to Specify
<ul style="list-style-type: none"> • Carton of four dividers: clear textured plastic 	<ul style="list-style-type: none"> Style number

Specification Information

Dimensions			Style Number	Price
D	W	H		
10 ³ / ₄ "	4"	4 ¹ / ₂ "	TS7STDIV	\$53

Storage Accessories, continued

SIN 711.1

Wall Channel for Shelves, Overhead Storage Bins, and Tackboards



Standard Includes **Required to Specify**

- Pair of channels: paint

- 1 Style number
- 2 Paint color number for channels
- ▶ See *Surface Materials*, page 248.

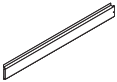
Related Products

- Tackboard for use with wall channels ▶ Page 199

Specification Information

Height	Style Number	Price
66"	TS7BSWHC	\$114

Wall Channel Horizontal Braces



Standard Includes **Required to Specify**

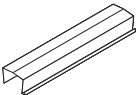
- Brace: paint

- 1 Style number
- 2 Paint color number for horizontal brace
- ▶ See *Surface Materials*, page 248.

Specification Information

Width	Style Number	Price
42"	TS742HB	\$83
48"	TS748HB	\$83
60"	TS760HB	\$83
72"	TS772HB	\$83

Hanging Kit for Markerboard or Tackboard



Standard Includes **Required to Specify**

- Hanging kit: black paint only

- Style number

Specification Information

Width	Style Number	Price
17¾"	TS7MTPK	\$31

Specifying Duo Storage

Duo Tall Storage (SIN 711.1)

244

Duo Storage

For Use with Answer In-line, L, T, and End-of-Run Junctions

SIN 711.1

Standard Includes	Required to Specify
<ul style="list-style-type: none"> Tall storage box: laminate Painted steel interior divider cover: paint price group 1 Leg: 4799 Platinum paint Panel attachment brackets: 4799 Platinum paint Worksurface brackets 	<ol style="list-style-type: none"> Style number Laminate color number for box Paint color number for interior Options, if selected (see below) <p>▶ See <i>Surface Materials</i>, page 248.</p>

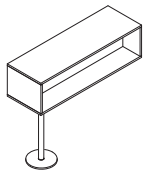
Options	Price	Required to Specify
Surface Materials Interior divider cover <ul style="list-style-type: none"> Paint price group 1 Paint price group 2 Paint price group 3 	No cost +\$14 +\$25	Specify paint color number. Specify paint color number. Specify paint color number.
<ul style="list-style-type: none"> Open Line laminate on box 	+\$69 plus cost of laminate	▶ See <i>Surface Materials Reference Manual</i> .

Specification Information

Dimensions			Style	Base
D	W	H	Number	Price

Individual Tall Storage with Leg

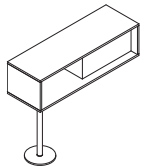
18"	54"	15"	BDTS54ANL	\$ 977
18"	66"	15"	BDTS66ANL	\$1093
18"	78"	15"	BDTS78ANL	\$1227
:	:	:	:	:



Tip: For individual tall storage, only the external side of the interior divider cover has the option to be painted.

Shared Tall Storage with Leg

18"	54"	15"	BDTD54ANL	\$1069
18"	66"	15"	BDTD66ANL	\$1183
18"	78"	15"	BDTD78ANL	\$1376
:	:	:	:	:



Duo Storage

For Use with Top Cap Mounted Storage

SIN 711.1

Standard Includes	Required to Specify
<ul style="list-style-type: none"> Tall storage box: laminate Painted steel interior divider cover on tall storage: paint price group 1 	<ul style="list-style-type: none"> 1 Style number 2 Paint color number for top cap 3 Paint color number for interior ▶ See <i>Surface Materials</i>, page 248.

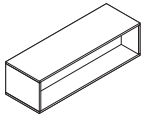
Surface Materials	Options	Price	Required to Specify
	Interior divider cover <ul style="list-style-type: none"> Paint price group 1 Paint price group 2 Paint price group 3 	No cost +\$14 +\$25	Specify paint color number. Specify paint color number. Specify paint color number.
	<ul style="list-style-type: none"> Open Line laminate on box 	+\$69 plus cost of laminate	▶ See <i>Surface Materials Reference Manual</i> .

Specification Information

Dimensions			Style	Base
D	W	H	Number	Price

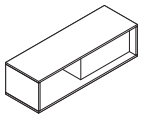
Individual Tall Storage

18"	54"	15"	BDTS54	\$714
18"	66"	15"	BDTS66	\$830



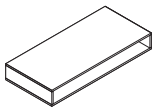
Shared Tall Storage

18"	54"	15"	BDTD54	\$809
18"	66"	15"	BDTD66	\$925



Slim Storage

25"	54"	7½"	BDS54	\$657
25"	66"	7½"	BDS66	\$762



Surface Materials

Surface Materials	248
Specification Guidelines for Directional Fabrics	252
Paint Color Availability Matrix	254
Approved Fabrics that Meet DFAR 252.225-7012 Preference for Certain Domestic Commodities Used for Navy BPA Vertical Surfaces Fabric Applications	256

Surface Materials

This listing includes all the surface material choices that are available for the products in this specification guide.

Resources

For more information about surface materials, refer to the following resources:

Additional surface materials specification tools are available to assist you in the specification process—the Surface Materials Binders.

Surface Materials Binders

- Surface Materials Reference Manual
- A complete set of swatch cards for hard surfaces, vertical surface fabrics, and seating upholstery

Paint

Tip: All products may not be available in all colors listed below.

- ▶ See page 254 for an overview of the paint colors available on each component.

Steelcase Surfaces

Price Group 1

Smooth Paint

4242 Milk

Textured Paint

7207 Black
7225 Sand
7236 Fog
7237 Slate
7238 Fieldstone
7239 Midnight
7241 Arctic White
7243 Seagull
7360 Merle

Price Group 2

Smooth Metallic Paint

4728 Nickel Metallic
4743 Mineral Metallic
4744 Pearl Metallic
4750 Champagne Metallic
4752 Steel Metallic
4788 Gold Dust Metallic
4798 Sterling Metallic
4799 Platinum Metallic
4803 Near Black Metallic

Textured Metallic Paint

7245 Carbon Metallic
7246 Midnight Metallic

Select Surfaces

Price Group 3

Accent paint

Accent paints allow you to choose from a pre-matched color palette of trend driven colors. Refer to the *Surface Materials Reference Manual* for more information.

Lux Coatings

4B20 Obsidian
4B22 Matte Brass
4B23 Burnished Bronze
4B24 Night Bronze
4B25 Matte Copper
4B26 Smoked Mica
4B27 Blue Steel
4B28 Silver Lilac
4B29 Cast Iron
4B30 Bright Gold

Tip: Lux Coatings is not offered on Answer panels with a square or an oval trim.

Custom Surfaces

Price Group 3

PerfectMatch Paint

PerfectMatch paint is a service that allows you to create your own paint color. Refer to the *Surface Materials Reference Manual* for more information about this program.

Laminate

Steelcase Surfaces

Applies to:

- Duo storage boxes

Solid Laminate

2722 Cream
2730 Arctic White
2746 Black
2759 Warm White
2811 Mist
2883 Seagull
2884 Milk
2885 Dune

Applies to:

- Answer laminate skins
- Answer worksurfaces

High-Pressure Laminate

Price Group 1

Fiber Laminate

2850 Vanadium Fiber
2851 Rhyme Fiber
2852 Tungsten Fiber
2854 Vellum Fiber
2859 Novell Fiber
2860 Granite Fiber
2861 Coconut Fiber
2862 Stucco Fiber

Micro Laminate

2920 Marl Micro
2921 Gypsum Micro
2922 Clay Micro
2923 Shadow Micro

Patina Laminate

2870 Blonde Bronze Patina
2871 Blackened Bronze Patina
2873 Instant Iron Patina

Solid Laminate

2722 Cream
2730 Arctic White
2746 Black
2759 Warm White
2811 Mist
2883 Seagull
2884 Milk
2885 Dune

Speckle Laminate

2820 Coffee Speckle
2822 Woodrose Speckle
2823 Driftwood Speckle
2824 Smoke Speckle
2825 Vanadium Speckle

Woodgrain Laminate

2406 Clear Cherry
2409 Clear Maple
2410 Graphite Walnut
2412 Natural Cherry
2422 Medium Cherry
2511 Winter on Maple
2535 Virginia Walnut
2536 Blackwood
2538 Clear Walnut
2539 Warm Oak
2592 Blonde on Maple
2714 Natural Walnut
2772 Medium Mahogany on Walnut

2HAK Clear Oak

2HAN Ash Noce
2HAT Acacia
2HAW Ash Wenge
2HBN Bisque Noce
2HBW Bisque Wenge
2HCN Clay Noce
2HCW Clay Wenge
2HSN Storm Noce
2HSW Storm Wenge

Tip: Some wood veneer finishes and woodgrain laminates share the same name. Because of the difference in materials, veneers and laminates of the same name are not an exact match but do coordinate with each other.

Turnstone Laminate Collection

A selection of laminates and edge bands in this collection are available on Steelcase brand products. This collection is available with standard leadtimes and supported like standard laminates to help make ordering easy. Please see the Turnstone section of *village.steelcase.com* for swatching information.

2535 Virginia Walnut
2536 Blackwood
2612 Marbled Maple
2614 Chocolate Walnut
2615 Marbled Cherry
Tip: Turnstone Laminate Collection available on doors or bullnose laminate storage tops.

Select Surfaces

High-Pressure Laminate

Price Group 1

Textured Woodgrain Laminate

2TH2 Fawn Cypress
2TH3 Weathered Char
2TH4 Saddle Oak
2TH5 Veranda Teak
2TH6 Persian Cherry
2TH7 Walnut Heights

Price Group 2

Textured Industrial Laminate

2UH1 Reclaimed Aggregate
2UH2 Reclaimed Gravel
2UH4 Cement
2UH6 Sheetrock

Custom Surfaces

Open Line Laminate (OLL)

This service allows you to order non-standard laminate at an additional processing fee of \$69 per unit, plus the cost of the laminate.

High-Pressure Laminate pricing does not include premium or digitally printed patterns from any suppliers. Laminate cost may also vary for basic or standard laminates from other suppliers. Please contact the OLL consultant at 616.475.2426 for pricing. The cost of the laminate will be added to your invoice as a separate line on the acknowledgement.

When processing orders for Open Line laminate on Universal worksurfaces and Universal Storage tops, specify 2900 in the laminate finish field and enter the OLL manufacturer information. Enter the required edge finish as you would a standard laminate.

Laminate Approval and Material Requirements

To confirm whether a particular laminate has already been tested for use on a specific Steelcase product or to determine material square foot requirements:

- Visit www.steelcase.com

For additional information, refer to the *Steelcase Surface Materials Reference Manual*.

Wood

Applies to:

- Wood skins and trims (composite veneer not available on trims)
- Boundary screens

Steelcase carefully selects veneer and solid wood for consistent color and grain structure. Wood is a natural material and variations will occur in color, grain and texture. These variations are part of the inherent natural beauty of wood and are not considered defects.

All wood products will darken with age and exposure to ultraviolet light. This is especially apparent with cherry and maple veneer. We recommend that desk accessories be rearranged periodically to ensure even aging of wood surfaces.

When storing your wood furniture, please follow the following guidelines:

- Do not store products in trailers
- Store products in areas that simulate office temperatures (60°F to 90°F)
- Store products in areas that maintain constant, office-like humidity levels
- Keep product away from light. Cover products to make sure they are not exposed to light.

Steelcase Surfaces**Veneer**

Veneers are matched for proper balance and consistency. Veneers are available flat cut or quarter cut, except for Oak, which is rift cut. Refer to the *Surface Materials Reference Manual* for descriptions of each cut.

Tip: Answer panel wood trims are only available with flat-cut finishes. For ordering simplicity, both quarter-cut and flat-cut finish can be specified on panel trims. However, if quarter-cut finish is selected, the trims will have the coordinating flat-cut finish. Blending panel trims with other wood products with quarter-cut finishes may be visually acceptable for most applications. If a more exact match is desired, please specify flat-cut finishes for the entire project.

Open-pore finish is a medium gloss finish that leaves the woodgrain texture visible to the eye and distinguishable to the touch.

Flat-cut open-pore finish choices**Wood Group 1**

- 3062 FC/OP Graphite Walnut
- 3402 FC/OP Clear Cherry (Aged)
- 3412 FC/OP Natural Cherry
- 3422 FC/OP Medium Cherry
- 3522 FC/OP Clear Maple*
- 3572 FC/OP Amber on Maple
- 3592 FC/OP Blonde on Maple
- 3702 FC/OP Clear Walnut
- 3712 FC/OP Natural Walnut
- 3722 FC/OP Dark Mahogany on Walnut
- 3752 FC/OP Medium Walnut
- 3762 FC/OP Dark Walnut
- 3772 FC/OP Medium Mahogany on Walnut

Quarter-cut open-pore finish choices**Wood Group 1**

- 3042 QC/OP Ash*
- 3222 QC/OP Clear Maple*
- 3272 QC/OP Amber on Maple
- 3292 QC/OP Blonde on Maple
- 3302 QC/OP Clear Walnut
- 3312 QC/OP Natural Walnut
- 3322 QC/OP Dark Mahogany on Walnut
- 3352 QC/OP Medium Walnut
- 3362 QC/OP Dark Walnut
- 3372 QC/OP Medium Mahogany on Walnut
- 3382 QC/OP Graphite Walnut

Rift-cut open-pore finish choices**Wood Group 1**

- 3602 RC/OP Desert Oak
- 3612 RC/OP Warm Oak
- 3692 RC/OP Espresso Oak

Full-fill finish is a medium-gloss finish that completely fills the grain texture, yet allows the grain pattern to be seen. The wood has a lustrous, satiny look, and it is smooth to the touch. This finish is available on the wood worksurface or top only.

Flat-cut full-fill finish choices**Wood Group 1**

- 3064 FC/FF Graphite Walnut
- 3404 FC/FF Clear Cherry (Aged)
- 3414 FC/FF Natural Cherry
- 3424 FC/FF Medium Cherry
- 3524 FC/FF Clear Maple*
- 3544 FC/FF Blonde on Maple
- 3574 FC/FF Amber on Maple
- 3704 FC/FF Clear Walnut
- 3714 FC/FF Natural Walnut
- 3724 FC/FF Dark Mahogany on Walnut
- 3754 FC/FF Medium Walnut
- 3764 FC/FF Dark Walnut
- 3774 FC/FF Medium Mahogany on Walnut

Quarter-cut full-fill finish choices**Wood Group 1**

- 3224 QC/FF Clear Maple*
- 3274 QC/FF Amber on Maple
- 3294 QC/FF Blonde on Maple
- 3304 QC/FF Clear Walnut
- 3314 QC/FF Natural Walnut
- 3324 QC/FF Dark Mahogany on Walnut
- 3354 QC/FF Medium Walnut
- 3364 QC/FF Dark Walnut
- 3374 QC/FF Medium Mahogany on Walnut
- 3384 QC/FF Graphite Walnut

Rift-cut full-fill finish choices**Wood Group 1**

- 3604 RC/FF Desert Oak
- 3614 RC/FF Warm Oak
- 3694 RC/FF Espresso Oak

**To ensure an understanding of the color ranges and characteristic variations of natural veneer, a sign-off sheet is required prior to orders being accepted for this clear-coat finish. The sign-off sheet is available through Steelcase advertising stock. Please use form number 09-0000756 for 3042, form number 05-0001370 for 3222 and 3224.*

Select Surfaces

For information on products within Select Surfaces, including accent paints and fabrics from Designtex, Gabriel, Kvadrat, and Pollack, please refer to the *Surface Materials Reference Manual* or visit steelcase.com/surface-materials under the Select Surfaces section.

Composite Veneers

Composite veneers are an engineered wood intended to create specific grain pattern and characteristics. They are pre-stained and finished with Steelcase's Clarity water-borne UV topcoat, which protects the environment while providing durability and clarity. Only open-pore finishes are available on composite wood. Composite veneer and matching edge bands are available on most Steelcase brand products. Composites, for use as a solid nosing substitute, are not available. Steelcase does not recommend mixing composite veneers with natural solid nosing because composite and natural wood grain and color matching are rarely compatible. Composite veneers are Graded-In as Wood Group 1 pricing.

Flat-cut open-pore finish choices**Wood Group 1**

- 3JDX FC/OP Oak Composite
- 3JFX FC/OP Maple Composite
- 3JHX FC/OP Cherry Composite
- 3JXX FC/OP Walnut Composite

Quarter-cut open-pore finish choices**Wood Group 1**

- 3F8X QC/OP European Walnut Composite
- 3GAX QC/OP Gold Teak Composite
- 3GFX QC/OP Rosewood Composite
- 3GGX QC/OP Zebrano Composite
- 3HGX QC/OP Oak Composite
- 3HVX QC/OP Walnut Composite
- 3JEX QC/OP Maple Composite
- 3JGX QC/OP Cherry Composite
- 3ZNX QC/OP Night Cerused Oak Composite

Natural Veneer

Natural veneer is available in the Select Surfaces offering. Natural veneer may have extended lead-times. Place your order as you normally would for any other finish, calling out the appropriate finish code.

The following finishes are available through the natural veneer offering:

Flat-cut open-pore finish choices**Wood Group 1**

- 3342 FC/OP Black Walnut
- 35A2 FC/OP Blanch Maple
- 37A2 FC/OP Thunder Walnut

Wood Group 3

- 3082 FC/OP Washed Walnut

Flat-cut full-fill finish choices**Wood Group 1**

- 3342 FC/OP Black Walnut

Wood Group 3

- 3082 FC/OP Washed Walnut

Surface Materials, continued

Quarter-cut open-pore finish choices

Wood Group 1

- 32A2 QC/OP Blanch Maple
- 33A2 QC/OP Thunder Walnut
- 3392 QC/OP Black Walnut

Quarter-cut full-fill finish choices

Wood Group 1

- 3294 QC/FF Black Walnut

Rift-cut open-pore finish choices

Wood Group 1

- 36A2 RC/OP Volcanic Oak

Planked Veneer

Planked veneer is available in the Select Surfaces offering. Planked veneer may have extended leadtimes. Place your order as you normally would for any other finish, calling out the appropriate finish code.

The following finishes are available through the planked veneer offering:

Wood Group 1

- 3P41 OP Planked Cherry
- 3P51 OP Planked Maple
- 3P61 OP Planked Oak
- 3P71 OP Planked Walnut

Tip: Known for its uniqueness, planked veneer has intentional and natural variations that include, but are not limited to: character marks, grain pattern, color, and natural color aging.

Steelcase Surfaces

Premium Veneers

A selection of Premium veneers in this collection are available on most Steelcase brand products. The collection will be available as close to standard leadtimes as possible. However, because adequate supplies of veneer and solids must be secured, all orders will be scheduled individually. Leadtimes will vary based on Premium veneer and Premium solids availability at the time the order is placed. The collection is Graded-In as Wood Group 2 and Wood Group 3, and supported like standard veneers to make ordering easy. Please see the Steelcase surface materials section on *vil-lage.steelcase.com* for sample information and product line availability. All premium veneers are in clear-coat.

Quarter-cut open-pore finish choices

Wood Group 2

- 3032 QC/OP Dark Thin Line Bamboo
- 3052 QC/OP Ribbon Sapele

Wood Group 3

- 3832 QC/OP Figured Anegre
- 3842 QC/OP Figured Makore

Tip: Full-fill finish is not available on Premium veneers as a standard. To ensure an understanding of the color ranges and characteristic variations of natural veneer, a sign-off sheet is required prior to orders being accepted for this clear-coat finish. The sign-off sheet is available through Steelcase advertising stock. Please use form number 09-0000755 for 3032, form number 09-0000757 for 3052.

Custom Surfaces

Customiz stain is a service that allows you to create your own stain colors and finishes on standard veneer. Customiz stain color is available on all product lines that offer wood veneer.

A \$500 stain-matching fee applies on CUSTOMIZ requests (Exception: The \$500 fee does not apply on matches to Coalesse standard finishes or for a low-gloss finish request on a standard color). The \$500 fee covers the cost of formulating the Customiz color finish and applies regardless of whether or not an order for product is placed.

In addition, an approval form must be signed to indicate customer acceptance of Customiz match. A \$1,500 initiation fee will be charged prior to first order entry. This initiation fee activates the finish for unlimited use on any Steelcase product for an 18 month time period. After the 18 month time period has lapsed, the Customiz finish may be reactivated for another 18 months for a \$1,000 fee at any point within five years after the \$1,500 initiation fee was paid. If the finish is not reactivated within five years after the \$1,500 initiation fee was paid, the finish will be culled and the customer will need to pay the \$1,500 initiation fee again. All style number related Customiz charges products are no cost as of April 2014. The matching and initiation fees are not discountable.

Customiz stain takes 10 days to formulate. Consult the *Surface Materials Reference Manual* for more information. Custom veneers are also available and must be quoted by Steelcase specials group. Customiz stain on custom veneers takes 2 to 4 weeks to formulate. Requirements and information on ordering a Customiz stain color are found in the *Surface Materials Reference Manual*.

Plastic

Steelcase Surfaces

Applies to:

- Oval trim components
- 6000 Black
- 6009 Arctic White
- 6052 Milk
- 6053 Seagull
- 6055 Carbon Metallic
- 6056 Midnight Metallic
- 6094 Mineral Metallic
- 6650 Sodium
- 6654 Sand
- 6685 Champagne
- 6686 Gold Dust
- 6687 Bronze
- 6694 Slate
- 6695 Midnight
- 6696 Sterling
- 6697 Fog
- 6698 Fieldstone
- 6699 Platinum

Applies to:

- Oval pull
- 6000 Black
- 6249 Platinum Solid
- 6654 Sand
- 6694 Slate
- 6695 Midnight
- 6698 Fieldstone

Tip: The following plastic is available for existing customers only. The matching paints have moved to the Surface Materials Reference Manual.

- 6651 Tungsten

Glass

Steelcase Surfaces

Applies to:

- Back painted glass skins
- 6521 Truffle
- 6571 Aubergine
- 6575 Peacock
- 6576 Jungle
- 6577 Merlot
- 6578 Lagoon
- 6579 Saffron
- 6581 Blue Jay
- 6582 Wasabi
- 6583 Rose
- 6584 Tangerine
- 6585 Fuchsia
- 6586 Citrus Green
- 6587 Gold
- 6588 Purple Berry
- 6589 Mercury
- 6590 Black
- 6591 Merle
- 6592 Asphalt
- 6593 Greyscale
- 6594 Tan
- 6595 Winter
- 6597 Honey

Vertical Surface Fabric

Steelcase Surfaces

Price Group A

Sprite

Price Group 1

- Abacus
- Alloy
- Boccie
- Buzz2
- Charm
- Optic
- Pianista
- Rhythm
- Tinsel

Price Group 2

- Bariolage
- Bouquet*
- Code
- Flip: Orbit
- Flip: TexHex
- Fresco
- Latch
- Milano
- *Not available on 80"H panels

Price Group 3

Billiard Multi-Use by Designtex

Applies to:

- Universal screens

Price Group 1

- Abacus
- Buzz2

Price Group 2

Code
Cogent: Connect
Designtex: Crossweave
Designtex: Gamut
Latch
Tip: Designtex: Gamut and Designtex: Crossweave are part of the Graded-In program.
▶ See Surface Materials Reference Manual for more information on the Graded-In program.

Price Group 3

Billiard Multi-Use by Designtex

Select Surfaces

For information on products within Select Surfaces, including accent paints, Signature plastics, and fabrics from Designtex and Pollack, please refer to the *Surface Materials Reference Manual* or visit steelcase.com/surface-materials under the Select Surfaces section.

Custom Surfaces**Price Group COM (Customer's Own Material)****Fabric Approval and Yardage**

To confirm whether a particular COM material has already been tested for use on a specific Steelcase product or to determine actual yardage requirements:

- Visit www.steelcase.com

For additional information regarding Customer's Own Material, call 1.888.STEELCASE or send an email to lineone@steelcase.com.

► See *Surface Materials Reference Manual* for a listing of available fabric colors.

Seating Upholstery

Applies to:

- Mobile pedestal cushion top

Steelcase Surfaces**Price Group 1**

Buzz2
Era
Jacks
Link
New Black
Playground

Tip: New Black upholstery has color numbers in both price group 1 and price group 2.

Price Group 2

Chainmail
Cogent: Connect
Cogent: Trails
New Black
Nitelights
Seating Vinyl
Spyder
Stand In

Tip: New Black upholstery has color numbers in both price group 1 and price group 2.

Price Group 3

Billiard Multi-Use by Designtex
Gaja – Cradle to Cradle Certified™ Silver
Imperma
Redeem
Retrieve
Texel

Price Group 5

Bo Peep
Remix
Silk

Price Group 6

Brisa

Price Group 7

Steelcut Trio

Leather

Steelcase Leather

Elmosoft Leather

Elmosoft Leather

Select Surfaces

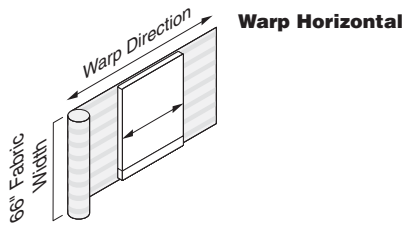
For information on products within Select Surfaces, including accent paints, Signature plastics, and fabrics from Designtex and Pollack, please refer to the *Surface Materials Reference Manual* or visit steelcase.com/surface-materials under the Select Surfaces section.

Custom Surfaces**Price Group COM (Customer's Own Material)****Fabric Approval and Yardage**

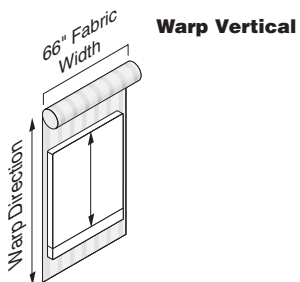
To confirm whether a particular COM material has already been tested for use on a specific Steelcase product or to determine actual yardage requirements:

- Visit www.steelcase.com

Specification Guidelines for Directional Fabrics



The standard application direction of fabric on Answer panels and skins is warp horizontal. Standard Steelcase fabrics were designed for this application direction.



The optional application direction of fabrics on Answer panels and skins is warp vertical. This is most commonly used on COM's designed for warp vertical application.

For more information about the warp direction of fabrics, see the *Surface Materials Reference Manual*.

Paint Color Availability Matrix

Legend

- = Not available
- = Available
- = Available with exceptions

	Paint Price Group 1 (Smooth)										Paint Price Group 1 (Textured)										Paint Price Group 2 (Metallic)																										
	4242	Milk	7207	Black	7225	Sand	7236	Fog	7237	Slate	7238	Fieldstone	7239	Midnight	7241	Arctic White	7243	Seagull	7360	Merle	4728	Nickel Metallic	4743	Mineral Metallic	4744	Pearl Metallic	4750	Champagne Metallic	4752	Steel Metallic	4788	Gold Dust Metallic	4798	Sterling Metallic	4799	Platinum Metallic	4803	Near Black Metallic	7245	Carbon Metallic	7246	Midnight Metallic					
Panels																																															
Panel trim components	■	■	■	■	■	■	■	■	■	■	■	■	■	■	■	■	■	■	■	■	■	■	■	■	■	■	■	■	■	■	■	■	■	■	■	■	■	■	■	■	■	■	■	■	■		
Skins and Related Products																																															
Steel skins and technology skins	■	■	■	■	■	■	■	■	■	■	■	■	■	■	■	■	■	■	■	■	■	■	■	■	■	■	■	■	■	■	■	■	■	■	■	■	■	■	■	■	■	■	■	■	■		
Slatwall skins	■	■	■	■	■	■	■	■	■	■	■	■	■	■	■	■	■	■	■	■	■	■	■	■	■	■	■	■	■	■	■	■	■	■	■	■	■	■	■	■	■	■	■	■	■		
Glass windows	■	■	■	■	■	■	■	■	■	■	■	■	■	■	■	■	■	■	■	■	■	■	■	■	■	■	■	■	■	■	■	■	■	■	■	■	■	■	■	■	■	■	■	■	■		
Laminate skin trim	■	■	■	■	■	■	■	■	■	■	■	■	■	■	■	■	■	■	■	■	■	■	■	■	■	■	■	■	■	■	■	■	■	■	■	■	■	■	■	■	■	■	■	■	■		
Wood skin trim	■	■	■	■	■	■	■	■	■	■	■	■	■	■	■	■	■	■	■	■	■	■	■	■	■	■	■	■	■	■	■	■	■	■	■	■	■	■	■	■	■	■	■	■	■		
Panel top screen supports (for square trim only)	•	•	■	•	•	•	•	•	•	■	•	•	•	•	•	•	•	•	•	•	•	•	•	•	•	•	•	•	•	•	•	■	•	•	•	•	•	•	•	•	•	•	•	•			
Sliding panel door	■	■	■	■	■	■	■	■	■	■	■	■	■	■	■	■	■	■	■	■	■	■	■	■	■	■	■	■	■	■	■	■	■	■	■	■	■	■	■	■	■	■	■	■	■	■	
Storage																																															
Universal storage	■	■	■	■	■	■	■	■	■	■	■	■	■	■	■	■	■	■	■	■	■	■	■	■	■	■	■	■	■	■	■	■	■	■	■	■	■	■	■	■	■	■	■	■	■	■	■
Universal overhead bins and shelves, lighting, and upmount bin brackets	■	■	■	■	■	■	■	■	■	■	■	■	■	■	■	■	■	■	■	■	■	■	■	■	■	■	■	■	■	■	■	■	■	■	■	■	■	■	■	■	■	■	■	■	■	■	■
Answer storage components	■	■	■	■	■	■	■	■	■	■	■	■	■	■	■	■	■	■	■	■	■	■	■	■	■	■	■	■	■	■	■	■	■	■	■	■	■	■	■	■	■	■	■	■	■	■	
Duo storage legs and brackets	•	•	•	•	•	•	•	•	•	•	•	•	•	•	•	•	•	•	•	•	•	•	•	•	•	•	•	•	•	•	•	•	■	•	•	•	•	•	•	•	•	•	•	•	•		
Duo storage steel interior cover	■	■	■	■	■	■	■	■	■	■	■	■	■	■	■	■	■	■	■	■	■	■	■	■	■	■	■	■	■	■	■	■	■	■	■	■	■	■	■	■	■	■	■	■	■	■	

Paint Price Group 3 (Lux Coatings)	
4B20 Obsidian	<input type="checkbox"/>
4B22 Matte Brass	<input type="checkbox"/>
4B23 Burnished Bronze	<input type="checkbox"/>
4B24 Night Bronze	<input type="checkbox"/>
4B25 Matte Copper	<input type="checkbox"/>
4B26 Smoked Mica	<input type="checkbox"/>
4B27 Blue Steel	<input type="checkbox"/>
4B28 Silver Lilac	<input type="checkbox"/>
4B29 Cast Iron	<input type="checkbox"/>
4B30 Bright Gold	<input type="checkbox"/>

Approved Fabrics that Meet DFAR 252.225-7012 Preference for Certain Domestic Commodities Used for Navy BPA

Vertical Surfaces Fabric Applications

Legend

- = Not available
- = Available

	Price Group	Roll Width	Answer	Avenir	Brody Lounge Seating – Lower Surround	Brody Lounge Seating – Seat	Brody Lounge Seating – Screen	Brody Lounge Seating – Footrest	Divisio Side Screen	Flex Screens	FlexFrame	FrameOne	Groupwork Screens	Kick Panels	Montage	Ology Universal Screen	Privacy Wall	Sarto Screens	Umami Screens	Universal Privacy/Modesty Screens
Steelcase Fabrics																				
Alloy	1	66"	■	■	■	■	■	■	■	■	■	■	■	■	■	•	•	■	•	•
Bouquet	2	66"	■	■	■	■	■	■	■	■	■	•	■	■	■	•	■	■	•	•
Buzz2	1	54"	■	■	■	■	■	■	■	■	■	■	■	■	■	■	■	■	■	■
Code	2	66½"	■	■	•	•	•	•	■	■	■	■	■	■	■	■	■	■	■	■
Flip: Orbit	2	66"	■	■	■	■	■	■	■	■	■	•	■	•	■	•	■	■	•	•
Flip: TexHex	2	66"	■	■	■	■	■	■	■	•	■	•	■	•	■	•	■	•	•	•
Fresco	2	66"	■	■	■	■	■	■	■	■	■	•	■	■	■	•	■	■	•	•
Lapel	1	66"	■	■	■	■	■	■	■	■	■	•	■	■	■	•	■	■	•	•
Latch	2	66"	■	■	•	•	•	•	■	■	■	■	■	■	■	■	■	■	■	■
Milano	2	66"	■	■	■	■	■	■	■	■	■	•	■	■	■	•	■	■	•	•
Optic	1	66"	■	■	■	■	■	■	■	■	■	•	■	■	■	•	■	■	•	•
Rhythm	1	66"	■	■	■	■	■	■	■	■	■	•	■	■	■	•	■	■	•	•
Sprite	A	66"	■	•	■	■	■	■	•	■	•	•	■	■	•	■	■	■	•	•
DesignTex Fabrics																				
Appleseed Unfinished	-	-	•	•	•	•	•	•	•	•	■	•	•	•	•	•	•	•	■	•
Cesta	-	-	■	■	•	•	•	•	■	■	■	■	■	■	■	■	■	■	•	•
Clew	-	-	■	■	•	•	•	•	■	■	■	■	■	■	■	•	•	■	•	•
Decibel	-	-	■	■	•	•	•	•	■	■	■	■	■	■	■	■	■	■	•	■
Gamut Unfinished	-	-	■	■	•	•	•	•	■	■	■	■	■	■	■	■	■	■	■	•
Gravity	-	-	■	■	•	•	•	•	■	■	■	■	•	■	■	•	■	■	•	•
New Brunswick	-	-	■	■	•	■	•	■	•	■	■	■	■	■	■	•	•	■	•	•
Plateau	-	-	■	■	•	•	•	•	■	■	■	■	■	■	■	■	■	■	•	•
Rocket without Nanotex	-	-	■	•	•	•	•	•	■	•	■	■	■	■	■	•	•	■	•	•
Singing In The Rain	-	-	■	■	•	•	•	•	■	■	■	■	■	■	■	•	•	■	•	•
Vivid Unfinished	-	-	■	■	•	•	•	•	■	■	■	■	■	■	■	•	•	■	•	•

For information regarding DesignTex fabrics, please see steelcase.com/customsurface. Application direction may vary depending on roll width and pattern repeat.

Resources

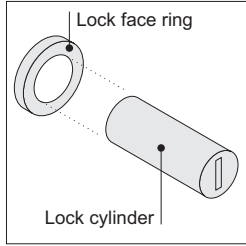
Answer

Lock and Keying

258

Lock and Keying

All locking products are standard with factory-installed, keyed-random locks. Consecutive, specific, and random keying are available as field-installed options.



Locks consist of a factory- or field-installed lock cylinder and a factory-installed lock face ring.

Two types of locks are available — the standard keying system (FR series) and the master keying system (XF series). All the locks in the XF series can be opened with a single master key.

Factory-Installed Keying

Factory-installed locks are always key random (standard) or master key random (option). Key random means that the locks will be assigned arbitrarily at the factory with key numbers ranging from FR305 to FR454 (Master keying numbers: XF1001 to XF1150). All locks within a unit will be keyed alike.

Tip: Random keying can mean that different furniture units will have the same key number. If you must have all locks keyed differently, you should specify field-installed, key specific or key consecutive lock cylinders.

▶ See below.

Key Random

- FR305
 - FR421
 - FR305
 - or
 - XF1011
 - XF1042
 - XF1011
- } XF Master Key

Required to Specify

Master key random	+\$24	Specify with master key random.
--------------------------	-------	---------------------------------

Field-Installed Keying

Field-installed locks are only available on products that include factory-installed lock mechanisms.

Specify "plug" when specifying furniture, and the product will ship with a plastic plug in place of the lock cylinder.

Front-removable lock cylinders must be specified separately. You must also order a special lock tool to install or remove lock cylinders in the field.

Tip: Lock tools are reusable. You do not need to order additional lock tools with every furniture order.

Lock cylinders will be shipped separately so that you can install the locks when you are ready.

Three keying choices are available for field installation—random (standard), specific, and consecutive. All three are also available with master keying, which means that all locks can be opened with a single master key.

Key random means that the locks will be assigned arbitrarily at the factory with key numbers ranging from FR305 to FR454 (Master keying numbers: XF1001 to XF1150).

Tip: Random keying can mean that different furniture units will have the same key number. If you must have all locks keyed differently, you should specify key specific or key consecutive lock cylinders.

Key Random

- FR305
 - FR421
 - FR305
 - or
 - XF1011
 - XF1042
 - XF1011
- } XF Master Key

Key specific means that you can specify any key number from FR305 to FR454 (Master keying numbers: XF1001 to XF1150). This option can be used to key all the furniture units in a workstation or department the same.

Tip: Designate the quantity per key number in your specification.

▶ See example at right.

Key Specific

- FR350
 - FR350
 - FR350
 - or
 - XF1020
 - XF1020
 - XF1020
- } XF Master Key

Key consecutive means that you can specify lock numbers in a consecutive order to ensure that no two locks have the same key number until the key sequence repeats. You must select a beginning key number from FR305 to FR454 (Master keying numbers: XF1001 to XF1150).

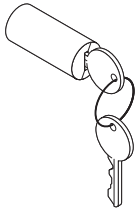
Key Consecutive

- FR350
 - FR351
 - FR352
 - or
 - XF1020
 - XF1021
 - XF1022
- } XF Master Key

Example of a typical lock cylinder specification is shown below:

10	LOCK9201FR FR320
5	LOCK9201FR FR350
15	LOCK9201XF XF1100
<hr/>	
30	Total
1	877102003SR standard lock tool
1	877102002SR master lock tool

Field-Installed Lock Cylinders



Tip: Lock price is included in price of furniture with locks.

Tip: For replacement lock cylinders, refer to Service Parts.

Standard Includes	Required to Specify
-------------------	---------------------

- | | |
|--|--|
| <ul style="list-style-type: none"> Lock cylinder: 9201 Polished Chrome or 9250 Ember Chrome Two keys | <ul style="list-style-type: none"> 1 Style number 2 Options, if selected (see below) |
|--|--|

Options	Price	Required to Specify
---------	-------	---------------------

Key specific	No cost	Select key number from FR305–FR454.
Key consecutive	No cost	Specify <i>key consecutive</i> and select beginning key number from FR305–FR454.
Master key random	+\$24 each	Specify <i>master key random</i> .
Master key specific	+\$24 each	Specify key number from XF1001–XF1150.
Master key consecutive	+\$24 each	Specify <i>master key consecutive</i> and select beginning key number from XF1001–XF1150.

Specification Information		
Color	Style Number	Base Price

FR Series (Standard Keying System) – Lock Cylinder

Polished Chrome	LOCK9201FR	No cost
Ember Chrome	LOCK9250FR	No cost

Standard Lock Tool

	877102003SR	\$24

XF Series (Master Keying System) – Lock Cylinder

Polished Chrome	LOCK9201XF	No additional cost. Price included in price of furniture with master-keyed locks.
Ember Chrome	LOCK9250XF	No additional cost. Price included in price of furniture with master-keyed locks.

Master Lock Tool

	877102002SR	\$24

Tip: You can change lock cylinders in the field by using the appropriate lock tool.

Answer Beam

► For more detailed product information, see the *Answer Beam and Answer Fence Specification Guide* or consult your Steelcase dealer.



Statement of Line **262**



Specifying

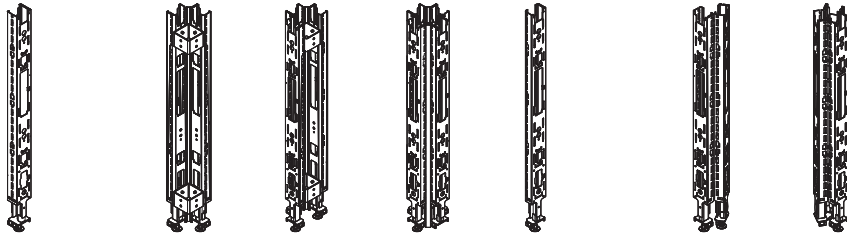
Answer Beam Structure (SIN 711.1)	271
Answer Beam Skins (SIN 711.1)	293
Answer Beam Boundary Screens (SIN 711.1)	305
Answer Beam Power (SIN 711.1)	313
Answer Beam Supports (SIN 711.1)	335



Surface Materials **341**

Statement of Line

Answer Beam Structure



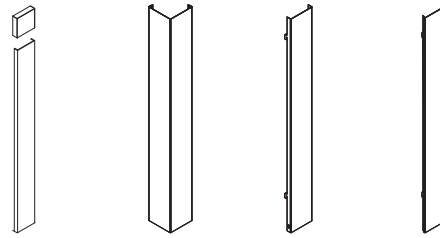
Specifying
▶ Pages 272–276

Beam Junctions

In-Line Beam Junction	L Beam Junction	T Beam Junction	X Beam Junction	End-of-Run Beam Junction	V Beam Junction	Y Beam Junction
-----------------------	-----------------	-----------------	-----------------	--------------------------	-----------------	-----------------



Specifying
▶ Pages 277–279



Specifying
▶ Pages 281–283

Change-of-Height Junctions

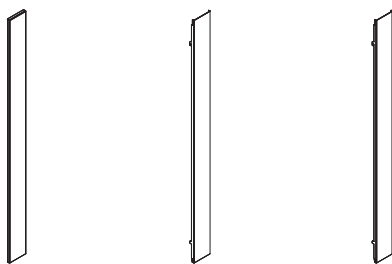
L Beam-to-Panel Change-of-Height Junction	T Beam-to-Panel Change-of-Height Junction	X Beam-to-Panel Change-of-Height Junction
---	---	---



▶ See *Answer Beam and Fence Specification Guide*.

Vertical Beam Trims

End-of-Run Vertical Beam Trim	L Vertical Beam Trim	T Vertical Beam Trim	V Vertical Beam Trim
-------------------------------	----------------------	----------------------	----------------------



Specifying
▶ Page 284



Specifying
▶ Page 285

Change-of-Height Trims

L Beam Corner Change-of-Height Trim	T Beam Corner Change-of-Height Trim	X Beam Corner Change-of-Height Trim
-------------------------------------	-------------------------------------	-------------------------------------



▶ See *Answer Beam and Fence Specification Guide*.

Beam Junction Post





Specifying
▶ Page 285

Junction Blocks

90° Corner 120° Corner



Specifying
▶ Page 286

Inside Corner Light Seals

54" 66" 78"



Specifying
▶ Page 286

Beam Junctions Caps

L Beam
Junction
Cap

T Beam
Junction
Cap

V Beam
Junction
Cap

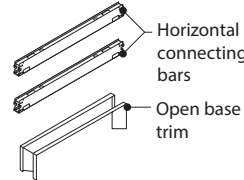
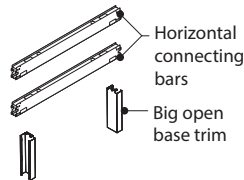
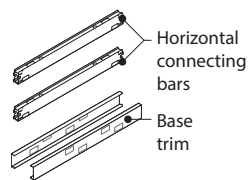
Y Beam
Junction
Cap

X Beam
Junction
Cap

L Beam
Change-of-Height
Junction Cap
Right Handed

L Beam
Change-of-Height
Junction Cap
Left Handed


T Beam
Change-of-Height
Junction Cap



Specifying
▶ Pages 287–289

Beam Horizontal Frame Packages

	Standard Base	Big Open Base	Open Base
24"W	●	●	●
30"W	●	●	●
36"W	●	●	●
42"W	●	●	●
48"W	●	●	●
60"W	●	●	●
72"W	●	●	●

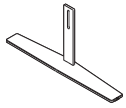


Specifying
▶ Page 290

Beam Top Cap Rails

24"W	30"W	36"W	42"W	48"W	54"W	60"W	66"W	72"W	78"W	84"W	90"W	96"W
------	------	------	------	------	------	------	------	------	------	------	------	------

●	●	●	●	●	●	●	●	●	●	●	●	●
---	---	---	---	---	---	---	---	---	---	---	---	---



Specifying
▶ Page 291

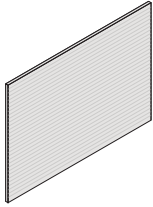
Panel and Beam Foot

21"L

Statement of Line

Answer Beam Skins

Statement of Line



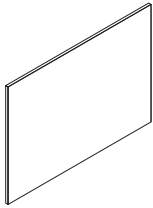
Specifying
▶ Pages 294-296

Fabric-Covered Beam Skins

	24"W	30"W	36"W	42"W	48"W	60"W	72"W
15 ⁵ / ₈ "H	●B	●B	●B	●B	●B	●B	●B
21 ¹ / ₁₆ "H	●	●	●	●	●	●	●
24 ⁷ / ₈ "H	●F	●F	●F	●F	●F	●F	●F

B = Big open base sizes

F = To the floor sizes



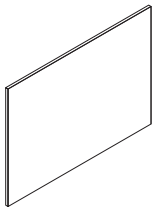
Specifying
▶ Pages 297-299

Steel Beam Skins

	24"W	30"W	36"W	42"W	48"W	60"W	72"W
15 ⁵ / ₈ "H	●B	●B	●B	●B	●B	●B	●B
21 ¹ / ₁₆ "H	●	●	●	●	●	●	●
24 ⁷ / ₈ "H	●F	●F	●F	●F	●F	●F	●F

B = Big open base sizes

F = To the floor sizes



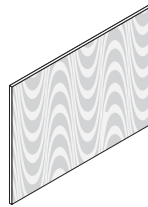
Specifying
▶ Pages 300-301

Laminate Beam Skins

	24"W	30"W	36"W	42"W	48"W
21 ¹ / ₁₆ "H	●	●	●	●	●
24 ⁷ / ₈ "H	●F	●F	●F	●F	●F

F = To the floor sizes

Tip: Laminate beam skins are not available with the big open base.



Specifying
▶ Pages 302-303

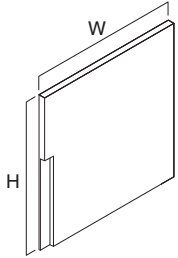
Wood Beam Skins

	24"W	30"W	36"W	42"W	48"W
21 ¹ / ₁₆ "H	●	●	●	●	●
24 ⁷ / ₈ "H	●F	●F	●F	●F	●F

F = To the floor sizes

Tip: Wood beam skins are not available with the big open base.

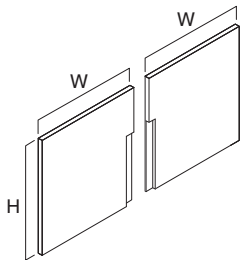
Answer Beam On-Module In-Line Boundary Screens



Specifying
▶ Page 306

On-Module T Boundary Screens

	27"W	33"W	39"W	45"W	51"W	57"W	63"W	69"W	75"W
42"H	●	●	●	●	●	●	●	●	●
48"H	●	●	●	●	●	●	●	●	●



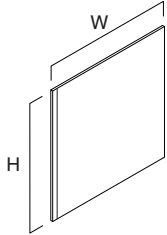
Specifying
▶ Page 306

On-Module X Boundary Screens

	25 1/2"W	31 1/2"W	37 1/2"W	43 1/2"W	49 1/2"W	55 1/2"W	61 1/2"W	67 1/2"W	73 1/2"W
42"H	●	●	●	●	●	●	●	●	●
48"H	●	●	●	●	●	●	●	●	●

Tip: Width must be specified for each split segment.

Answer Beam Centered In-Line Boundary Screens



Specifying
▶ Page 310

Answer Beam Centered In-Line Boundary Screens

	24"W	30"W	36"W	42"W	48"W	54"W	60"W	66"W	72"W
28½"H	•	•	•	•	•	•	•	•	•
42"H	•	•	•	•	•	•	•	•	•
48"H	•	•	•	•	•	•	•	•	•

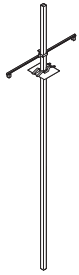
Tip: Spanning boundary screens are available in both single-connect and dual-connect.

Statement of Line

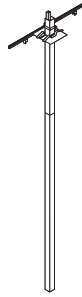
Answer Beam Power

Interface Products

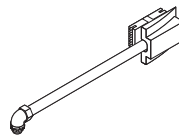
The interface is the point at which the utilities within a beam connect to a building's power and communication network. All power components are field installed.



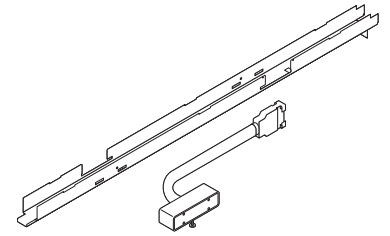
Beam Utility Pole-L, T, and X Junctions
Specifying
▶ Page 314



Beam End-of-Run Junction with Utility Pole
Specifying
▶ Page 315



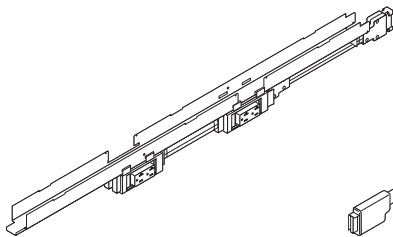
Base Power Infeeds
Specifying
▶ Page 316



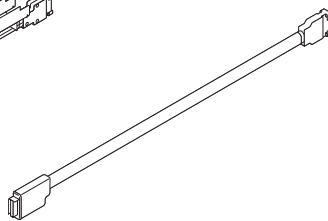
Base Power Infeed for Use in New York City
Specifying
▶ Page 317

Distribution Products

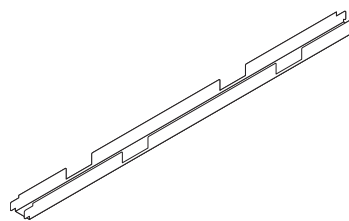
Distribution refers to the way that power and communication networks are routed through a beam.



Powerkits
Specifying
▶ Page 318



Pass-Through Powerkits
Specifying
▶ Page 319



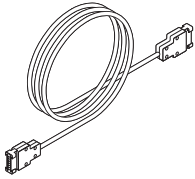
Cable Trays
Specifying
▶ Page 320



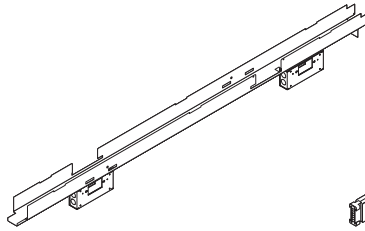
Under Worksurface Cable Manager
Specifying
▶ Page 321

Distribution Products, continued

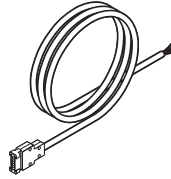
Distribution refers to the way that power and communication networks are routed through a beam.



Modular Harness
Specifying
▶ Page 322



Hardwired Powerkits
Specifying
▶ Page 323



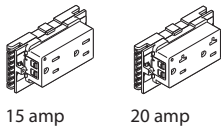
Multipurpose Power Infeed
Specifying
▶ Page 324



Multipurpose Infeed Conduit Covers
Specifying
▶ Page 324

Access Products

Access to power and communication networks is accommodated by power receptacles and communication outlets installed in a beam.



Receptacles
Specifying
▶ Page 326



USB Receptacles
Specifying
▶ Page 327



Blank Cut-Out Cover
Specifying
▶ Page 328



Receptacle Trim Ring
Specifying
▶ Page 329



Faceplate
Specifying
▶ Page 330



Beam Receptacle Filler Package
Specifying
▶ Page 331



Filler Package—Data
Specifying
▶ Page 331

Accessories

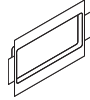
Accessories are used to help customize your wiring and cabling needs.



Junction Tall Sleeve
Specifying
▶ Page 332



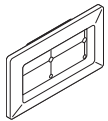
Feed-Through Horizontal Cable Sleeve
Specifying
▶ Page 332



Grommet for Horizontal Connecting Bar and Junction
Specifying
▶ Page 333



Grommet for Junction
Specifying
▶ Page 333



Duplex Cable Grommet
Specifying
▶ Page 333

Specifying Answer Beam Structure

► For more detailed product information, see the *Answer Beam and Answer Fence Specification Guide* or consult your Steelcase dealer.

Junctions

In-Line Beam Junction (SIN 711.1)	272
L and T Beam Junctions (SIN 711.1)	273
X Beam Junction (SIN 711.1)	274
End-of-Run Beam Junction (SIN 711.1)	275
V and Y Beam Junctions (SIN 711.1)	276
L Beam-to-Panel Change-of-Height Junctions (SIN 711.1)	277
T Beam-to-Panel Change-of-Height Junctions (SIN 711.1)	278
X Beam-to-Panel Change-of-Height Junctions (SIN 711.1)	279
Brackets (SIN 711.1)	280

Trim

End-of-Run Vertical Beam Trim and Cap Package (SIN 711.1)	281
L and T Vertical Beam Trims (SIN 711.1)	282
V Vertical Beam Trim (SIN 711.1)	283
L and T Beam-to-Panel Change-of-Height Trims (SIN 711.1)	284
X Beam-to-Panel Change-of-Height Trims (SIN 711.1)	284

Beam Junction Elements

Beam Junction Post (SIN 711.1)	285
Junction Blocks (SIN 711.1)	285
Gripper Glide Caps (SIN 711.1)	285
Inside Corner Light Seals (SIN 711.1)	286
Beam Junction Caps (SIN 711.1)	286

Beam Horizontal Frame Packages (SIN 711.1) 287

Base Trims and Open Base Conversion Kits (SIN 711.1) 288

Beam Top Cap Rails (SIN 711.1) 290

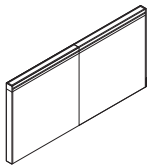
Panel and Beam Foot (SIN 711.1) 291

In-Line Beam Junction

SIN 711.1



Tip: In-line beam junctions do not require junction cap or vertical trim.



Standard Includes	Required to Specify
-------------------	---------------------

- Junction
- Aligner

Style number

Specification Information		
Height	Style Number	Price
28½"	TSB28IJ	\$74

Height	Style Number	Price
28½"	TSB28IJ	\$74

L and T Beam Junctions

SIN 711.1

Standard Includes	Required to Specify
<ul style="list-style-type: none"> • Junction • Inside corner light seal(s) • Vertical trim: paint price group 1 • Junction cap: paint 	<ul style="list-style-type: none"> 1 Style number 2 Paint color number for trim 3 Paint color number for junction cap 4 Options, if selected (see below) <p>▶ See <i>Surface Materials</i>, page 368.</p>

Tip: Paint finish selection for vertical trim and junction cap can be different.

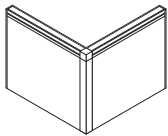
Surface Materials	Options	Price	Required to Specify
	Trim <ul style="list-style-type: none"> • Paint price group 1 • Paint price group 2 • Paint price group 3 	No cost +\$11 +\$23	Specify paint color number. Specify paint color number. Specify paint color number.

Specification Information

Height	Style Number	Base Price

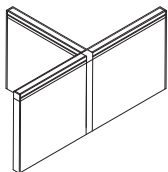
L Beam Junction

28 1/2"	TSB28LJ	\$162



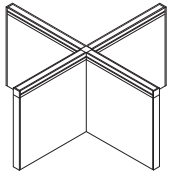
T Beam Junction

28 1/2"	TSB28TJ	\$162



X Beam Junction

SIN 711.1



Standard Includes	Required to Specify
-------------------	---------------------

- Junction
- Inside corner light seals
- Junction cap: paint

- 1 Style number
- 2 Paint color number for junction cap
- ▶ See *Surface Materials*, page 368.

Specification Information		
• Height	• Style Number	• Price

28½"	TSB28XJ	\$162
------	----------------	-------

End-of-Run Beam Junction

SIN 711.1



Standard Includes	Required to Specify
<ul style="list-style-type: none"> • Junction • Vertical trim: paint price group 1 • Beam end cap: paint 	<ul style="list-style-type: none"> 1 Style number 2 Paint color number for trim 3 Paint color number for junction cap 4 Options, if selected (see below) ▶ See <i>Surface Materials</i>, page 368..

Options	Price	Required to Specify
Surface Materials <ul style="list-style-type: none"> • Trim • Paint price group 1 • Paint price group 2 • Paint price group 3 	<ul style="list-style-type: none"> No cost +\$11 +\$23 	<ul style="list-style-type: none"> Specify paint color number. Specify paint color number. Specify paint color number.
Trim <ul style="list-style-type: none"> • Omit trim 	<ul style="list-style-type: none"> -\$64 	<ul style="list-style-type: none"> Specify <i>with omit trim</i>.

Tip: Omit trim on end-of-run beam junction when connecting a beam end-of-run boundary screen.

Tip: Paint finish selection for vertical trim and end cap can be different.

Specification Information		
Height	Style Number	Base Price
28½"	TSB28EJ	\$104
:	:	:

V and Y Beam Junctions

SIN 711.1

Standard Includes	Required to Specify
-------------------	---------------------

- Junction
- Vertical trim on V junction: paint price group 1
- Junction cap: paint

- 1 Style number
 - 2 Paint color number for trim on V junction
 - 3 Paint color number for junction cap on V and Y junction
 - 4 Options, if selected (see below)
- ▶ See *Surface Materials*, page 368.

Tip: Paint finish selection for vertical trim and junction cap on V junction can be different.

Options	Price	Required to Specify
---------	-------	---------------------

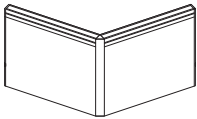
Surface Materials	Trim on V junction	Price	Required to Specify
	• Paint price group 1	No cost	Specify paint color number.
	• Paint price group 2	+\$11	Specify paint color number.
	• Paint price group 3	+\$23	Specify paint color number.

Specification Information		
---------------------------	--	--

Height	Style Number	Base Price
--------	--------------	------------

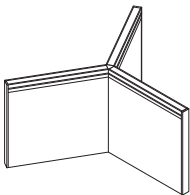
V Junction

28½"	TSB28VJ	\$247
------	----------------	-------



Y Junction

28½"	TSB28YJ	\$247
------	----------------	-------



L Beam-to-Panel Change-of-Height Junctions

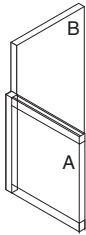
SIN 711.1

Tip: Remember to specify necessary junction cap and aligners if the omit trim option is selected.

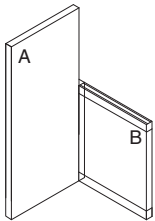
Tip: L beam-to-panel change-of-height connections are handed due to the handedness of the junction cap. The correct handed L beam-to-panel change-of-height junction style number should be specified.

Tip: Omit trim option omits all vertical and change-of-height trim.

Tip: Paint finish selection for vertical trim and junction cap can be different.



- Tip: Junction includes:
- Right hand L beam-to-panel change-of-height junction
 - Inside corner light seal
 - L vertical beam trim
 - End-of-run change-of-height trim
 - Right hand L beam-to-panel change-of-height junction cap
 - Aligners



- Tip: Junction includes:
- Left hand L beam-to-panel change-of-height junction
 - Inside corner light seal
 - L vertical beam trim
 - End-of-run change-of-height trim
 - Left hand L beam-to-panel change-of-height junction cap
 - Aligners

Standard Includes		Required to Specify	
	<ul style="list-style-type: none"> • Junction • Inside corner light seal • Vertical trim: paint price group 1 • Junction cap: paint • Beam L vertical trim • Aligner 		<ul style="list-style-type: none"> 1 Style number 2 Paint color number for trim 3 Paint color number for junction cap 4 Options, if selected (see below) ▶ See <i>Surface Materials</i>, page 368.
Surface Materials	Trim	Price	Required to Specify
	<ul style="list-style-type: none"> • Paint price group 1 • Paint price group 2 • Paint price group 3 	<ul style="list-style-type: none"> No cost +\$11 +\$23 	<ul style="list-style-type: none"> Specify paint color number. Specify paint color number. Specify paint color number.
Trim	<ul style="list-style-type: none"> • Omit trim 	Prices below	Specify with omit trim.

Specification Information			
Corresponding Panel Height	Style Number	Base Price	Option (Add \$ to Base Price)
A	B		Omit Trim

Right-Handed L Beam-to-Panel Change-of-Height Junctions

28 1/2"	42"	TSB24CLJ	\$411	-\$136
28 1/2"	48"	TSB28CLJ	\$411	-\$136
28 1/2"	54"	TSB25CLJ	\$420	-\$139
28 1/2"	66"	TSB26CLJ	\$420	-\$139

Left-Handed L Beam-to-Panel Change-of-Height Junctions

42"	28 1/2"	TSB42CLJ	\$411	-\$136
48"	28 1/2"	TSB82CLJ	\$411	-\$136
54"	28 1/2"	TSB52CLJ	\$420	-\$139
66"	28 1/2"	TSB62CLJ	\$420	-\$139

Answer Beam
Structure

T Beam-to-Panel Change-of-Height Junctions

SIN 711.1

Standard Includes	Required to Specify
<ul style="list-style-type: none"> • Junction • Inside corner light seals • Vertical trim: paint price group 1 • Junction cap: paint • T vertical beam trim • Aligners 	<ol style="list-style-type: none"> 1 Style number 2 Paint color number for trim 3 Paint color number for junction cap 4 Options, if selected (see below) <p>▶ See <i>Surface Materials</i>, page 368.</p>

Options	Price	Required to Specify
Surface Materials <ul style="list-style-type: none"> • Trim • Paint price group 1 • Paint price group 2 • Paint price group 3 	No cost +\$11 +\$23	Specify paint color number. Specify paint color number. Specify paint color number.
Trim <ul style="list-style-type: none"> • Omit trim 	Prices below	Specify <i>with omit trim</i> .

Tip: Omit trim option omits all vertical and change-of-height trim.

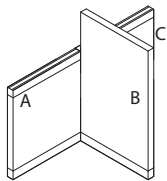
Tip: Remember to specify necessary junction cap and aligners if the omit trim option is selected.

Tip: Paint finish selection for vertical trim and junction cap can be different.

Specification Information

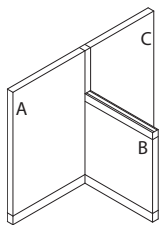
Corresponding Panel Height			Style Number	Base Price	Option (Add \$ to Base Price)
A	B	C			
Omit Trim					

28½"	42"	28½"	TSB242CTJ	\$481	-\$136
28½"	48"	28½"	TSB282CTJ	\$481	-\$136
28½"	54"	28½"	TSB252CTJ	\$491	-\$139
28½"	66"	28½"	TSB262CTJ	\$491	-\$139



Tip: Junction includes:

- T beam-to-panel change-of-height junction
- Inside corner light seal(s)
- T vertical trim
- T change-of-height trim
- Aligners



Tip: Junction includes:

- T beam-to-panel change-of-height junction
- Inside corner light seal(s)
- T beam vertical trim
- End of run change-of-height trim
- Aligners

42"	28½"	42"	TSB424CTJ	\$481	-\$136
48"	28½"	48"	TSB828CTJ	\$481	-\$136
54"	28½"	54"	TSB525CTJ	\$491	-\$139
66"	28½"	66"	TSB626CTJ	\$491	-\$139

X Beam-to-Panel Change-of-Height Junctions

SIN 711.1

Standard Includes	Required to Specify
<ul style="list-style-type: none"> • Junction • Inside corner light seals • Vertical trim: paint price group 1 • Junction cap: paint • Aligners 	<ul style="list-style-type: none"> 1 Style number 2 Paint color number for trim 3 Paint color number for junction cap 4 Options, if selected (see below) ▶ See <i>Surface Materials</i>, page 368..

Options	Price	Required to Specify
Surface Materials <ul style="list-style-type: none"> • Paint price group 1 • Paint price group 2 • Paint price group 3 	No cost +\$11 +\$23	Specify paint color number. Specify paint color number. Specify paint color number.
Trim <ul style="list-style-type: none"> • Omit trim 	Prices below	Specify <i>with omit trim</i> .

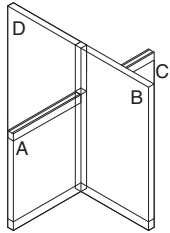
Tip: Omit trim option omits all change-of-height trim.

Tip: Remember to specify necessary junction cap and aligners if the omit trim option is selected.

Specification Information

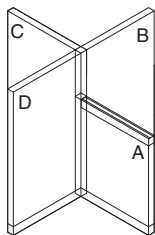
Corresponding Panel Height				Style Number	Base Price	Option (Add \$ to Base Price)
A	B	C	D			Omit Trim

28½"	42"	28½"	42"	TSB2424CXJ	\$481	-\$136
28½"	48"	28½"	48"	TSB2828CXJ	\$481	-\$136
28½"	54"	28½"	54"	TSB2525CXJ	\$491	-\$139
28½"	66"	28½"	66"	TSB2626CXJ	\$491	-\$139



Tip: Junction includes:

- X beam-to-panel change-of-height junction
- Two T beam-to-panel change-of-height trims
- 90° junction cap
- Aligners



Tip: Junction includes:

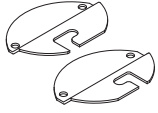
- X beam-to-panel change-of-height junction
- Inside corner light seals
- T change-of-height trim
- 90° junction cap
- Aligners

28½"	42"	42"	42"	TSB2444CXJ	\$481	-\$136
28½"	48"	48"	48"	TSB2888CXJ	\$481	-\$136
28½"	54"	54"	54"	TSB2555CXJ	\$491	-\$139
28½"	66"	66"	66"	TSB2666CXJ	\$491	-\$139

Brackets

SIN 711.1

Floor Anchor Bracket



Tip: Floor anchor bolts are not included.

Standard Includes	Required to Specify
-------------------	---------------------

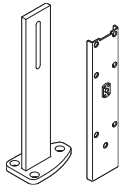
- Two-piece floor anchor bracket: black paint only

Style number

Specification Information		
---------------------------	--	--

• Style Number	• Price
CBRKTS	\$42

Junction Stabilizer Brackets



Tip: Junction stabilizer bracket blocks power routing in the base and just above the base areas. Lay-in cable routing in the base is also blocked by the bracket.

Standard Includes	Required to Specify
-------------------	---------------------

- Bracket: black paint only

Style number

Specification Information		
---------------------------	--	--

• Height	• Style Number	• Price
10½"	TS7SBNJ	\$77

End-of-Run Vertical Beam Trim and Cap Package

End-of-Run Vertical Beam
Trim and Cap Package

SIN 711.1



Tip: Paint finish selection for vertical trim and junction cap can be different.

Standard Includes	Required to Specify
-------------------	---------------------

- Vertical trim: paint price group 1
- Junction cap: paint

- 1 Style number
- 2 Paint color number for trim
- 3 Paint color number for junction cap
- 4 Options, if selected (see below)
- ▶ See *Surface Materials*, page 368.

Surface Materials	Options	Price	Required to Specify
-------------------	---------	-------	---------------------

Surface Materials

Trim

- Paint price group 1
- Paint price group 2
- Paint price group 3

No cost
+\$11
+\$23

Specify paint color number.
Specify paint color number.
Specify paint color number.

Specification Information		
Height	Style Number	Base Price

28½"	TSB28EVTP	\$77
:	:	:
:	:	:

L and T Vertical Beam Trims

SIN 711.1

Standard Includes	Required to Specify
<ul style="list-style-type: none"> Trim: paint price group 1 	<ul style="list-style-type: none"> 1 Style number 2 Paint color number for trim 3 Options, if selected (see below) ▶ See <i>Surface Materials</i>, page 368..

Surface Materials	Options	Price	Required to Specify
	<ul style="list-style-type: none"> Paint price group 1 Paint price group 2 Paint price group 3 	<ul style="list-style-type: none"> No cost +\$11 +\$23 	<ul style="list-style-type: none"> Specify paint color number. Specify paint color number. Specify paint color number.

Specification Information		
Height	Style Number	Base Price

L Vertical Trim

28½"	TSB28LVT	\$65

T Vertical Trim

28½"	TSB28TVT	\$65



V Vertical Beam Trim

SIN 711.1



Standard Includes	Required to Specify
-------------------	---------------------

- Trim: paint price group 1

- 1 Style number
- 2 Paint color number for trim
- 3 Options, if selected (see below)
- ▶ See *Surface Materials*, page 368.

Options	Price	Required to Specify
---------	-------	---------------------

Surface Materials

- Paint price group 1
- Paint price group 2
- Paint price group 3

No cost
+\$11
+\$23

Specify paint color number.
Specify paint color number.
Specify paint color number.

Specification Information		
• Height	• Style Number	• Base Price

28 1/2"	TSB28VVT	\$81
•	•	•
•	•	•

Change-of-Height Trims

SIN 711.1

Standard Includes	Required to Specify
<ul style="list-style-type: none"> Trim: paint price group 1 	1 Style number 2 Paint color number for trim 3 Options, if selected (see below) ▶ See <i>Surface Materials</i> , page 368.

Options	Price	Required to Specify
Surface Materials <ul style="list-style-type: none"> Paint price group 1 Paint price group 2 Paint price group 3 	No cost +\$11 +\$23	Specify paint color number. Specify paint color number. Specify paint color number.

Specification Information

Corresponding Panel Height	Style Number	Base Price
----------------------------	--------------	------------

Change-of-Height Trim for L Beam-to-Panel Change-of-Height Junctions

28" 42"	TSB24CLCHT	\$62
28" 48"	TSB28CLCHT	\$62
28" 54"	TSB25CLCHT	\$65
28" 60"	TSB20CLCHT	\$65
28" 66"	TSB26CLCHT	\$65
:	:	:

Change-of-Height Trim for T Beam-to-Panel Change-of-Height Junctions

28" 42" 28"	TSB242CTCHT	\$62
28" 48" 28"	TSB282CTCHT	\$65
28" 54" 28"	TSB252CTCHT	\$62
28" 60" 28"	TSB202CTCHT	\$65
28" 66" 28"	TSB262CTCHT	\$65
42" 28" 42"	TSB424CTCHT	\$62
48" 28" 48"	TSB828CTCHT	\$65
54" 28" 54"	TSB525CTCHT	\$65
60" 28" 60"	TSB020CTCHT	\$62
66" 28" 66"	TSB626CTCHT	\$65
:	:	:

Change-of-Height Trim for X Beam-to-Panel Change-of-Height Junctions

28" 42"	TSB24CXCHT	\$62
28" 48"	TSB28CXCHT	\$62
28" 54"	TSB25CXCHT	\$65
28" 60"	TSB20CXCHT	\$65
28" 66"	TSB26CXCHT	\$65
:	:	:



Beam Junction Elements

SIN 711.1

Beam Junction Post



Tip: Junction post can be used at an end-of-run configuration or to change a junction application between an L, T, X, V, or Y.

Standard Includes	Required to Specify
<ul style="list-style-type: none"> Junction post 	Style number

Specification Information		
Height	Style Number	Price
28½"	TSB28JP	\$47
⋮	⋮	⋮

Junction Blocks

Tip: When using 120° corner junction blocks with Answer beam junctions, washers must be added between the block and the junction. Washer available through Service Parts.



Standard Includes	Required to Specify
<ul style="list-style-type: none"> Junction blocks Fasteners 	Style number

Specification Information			
Application	Package Quantity	Style Number	Price
90°	3	TS790JB3	\$32
90°	4	TS790JB4	\$42
90°	5	TS790JB5	\$54
120°	3	TS7120JB3	\$47
120°	4	TS7120JB4	\$65
120°	5	TS7120JB5	\$81
⋮	⋮	⋮	⋮

Answer Beam
Structure

Gripper Glide Caps



Standard Includes	Required to Specify
<ul style="list-style-type: none"> Package of 10 gripper glide caps: soft black plastic only 	Style number

Specification Information	
Style Number	Price
TS7GGC10	\$42
⋮	⋮

Beam Junction Elements, continued

SIN 711.1

Inside Corner Light Seals



Tip: Inside corner light seals can be field cut for use on beam junctions.

Standard Includes	Required to Specify
<ul style="list-style-type: none"> • Inside corner light seal, package of four: black plastic 	Style number

Specification Information

Height	Style Number	Price
54"	TS754ICLS	\$21
66"	TS766ICLS	\$21
78"	TS778ICLS	\$21
:	:	:

Beam Junction Caps

Tip: Change-of-height junction caps are used with beam-to-panel connections.

Standard Includes	Required to Specify
<ul style="list-style-type: none"> • Junction cap: paint 	1 Style number 2 Paint color number for junction cap ▶ See <i>Surface Materials</i> , page 368.

Specification Information

Corresponding Panel Application	Style Number	Price
:	:	:

Junction Caps

L	TSBLJC	\$12
T	TSBTJC	\$12
V	TSBVJC	\$12
Y	TSBYJC	\$12
X	TSBXJC	\$12
:	:	:

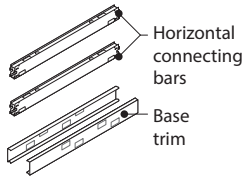
Change-of-Height Junction Caps

L right hand	TSBLJCCHR	\$12
L left hand	TSBLJCCHL	\$12
T	TSBTJCCH	\$12
:	:	:



Beam Horizontal Frame Packages

SIN 711.1



Tip: You must order vertical junctions separately to complete your frame.

▶ Pages 272–276

Tip: Remember to omit base trim(s) when using skins to the floor.

Tip: Omit base trim and separately specify hardware base trims when accessing hardware power in the base.

Tip: Beam top cap rail is ordered separately.

Tip: When open base trim or big open base option is selected, both base trims are omitted.

Tip: Base cable tray cannot be used if open base or big open base is selected, or if omit base trim is selected for one or both sides of beam.

Tip: Remember to order skins to complete the beam.
▶ Page 293

Standard Includes	Required to Specify
-------------------	---------------------

- Base trim with knockouts: paint price group 1
- Two horizontal connecting bars: black paint only

- 1 Style number
 - 2 Paint color number for trim
 - 3 Options, if selected (see below)
- ▶ See *Surface Materials*, page 368.

Options	Price	Required to Specify
---------	-------	---------------------

Surface Materials	<ul style="list-style-type: none"> • Paint price group 1 • Paint price group 2 • Paint price group 3 	No cost +\$11 +\$23	Specify paint color number. Specify paint color number. Specify paint color number.
--------------------------	---	---------------------------	---

Base Trim	• Knockouts one side, plain one side (24"W to 72"W)	No cost	Specify with knockouts one side, plain one side.
	• Plain both sides (24"W to 72"W)	No cost	Specify with plain both sides.
	• Omit one side, knockouts one side, 24"W to 36"W	-\$ 3	Specify with omit one side, knockouts one side.
	• Omit one side, knockouts one side, 42"W to 48"W	-\$ 4	Specify with omit one side, knockouts one side.
	• Omit one side, knockouts one side, 60"W to 72"W	-\$ 5	Specify with omit one side, knockouts one side.
	• Omit one side, plain one side, 24"W to 36"W	-\$ 3	Specify with omit one side, plain one side.
	• Omit one side, plain one side, 42"W to 48"W	-\$ 4	Specify with omit one side, plain one side.
	• Omit one side, plain one side, 60"W to 72"W	-\$ 5	Specify with omit one side, plain one side.
	• Omit both sides, 24"W to 36"W	-\$ 6	Specify with omit both sides.
	• Omit both sides, 42"W to 48"W	-\$ 8	Specify with omit both sides.
	• Omit both sides, 60"W to 72"W	-\$10	Specify with omit both sides.

Open Base Trim	• Open base	No cost	Specify with open base.
-----------------------	-------------	---------	-------------------------

Big Open Base	• Big open base	+\$70	Specify with big open base.
----------------------	-----------------	-------	-----------------------------

Cable Tray	• Cable tray	No cost	Specify with cable tray.
-------------------	--------------	---------	--------------------------

Base Cable Tray	• Base cable tray	+\$ 5	Specify with base cable tray.
------------------------	-------------------	-------	-------------------------------

Specification Information		
Width	Style Number	Base Price

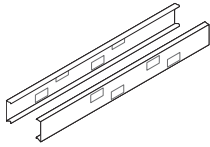
24"	TSB24HF	\$ 81
30"	TSB30HF	\$ 87
36"	TSB36HF	\$ 92
42"	TSB42HF	\$105
48"	TSB48HF	\$111
60"	TSB60HF	\$140
72"	TSB72HF	\$194

Answer Beam Structure

Base Trims and Open Base Conversion Kits

SIN 711.1

Base Trims

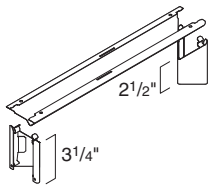


Standard Includes	Required to Specify
<ul style="list-style-type: none"> • Base trim with knockouts: paint 	<ul style="list-style-type: none"> 1 Style number 2 Paint color number for trim 3 Options, if selected (see below) ▶ See <i>Surface Materials</i>, page 368.

Options	Price	Required to Specify
Base Trim <ul style="list-style-type: none"> • Plain 	No cost	Specify <i>with no knockouts</i> .

Specification Information		
Width	Style Number	Price
24"	TS724BT	\$18
30"	TS730BT	\$19
36"	TS736BT	\$21
42"	TS742BT	\$22
48"	TS748BT	\$23
60"	TS760BT	\$25
72"	TS772BT	\$28
⋮	⋮	⋮

Open Base Conversion Kits



Standard Includes	Required to Specify
<ul style="list-style-type: none"> • Trim: paint 	<ul style="list-style-type: none"> 1 Style number 2 Paint color number for trim ▶ See <i>Surface Materials</i>, page 368.

Specification Information		
Width	Style Number	Price
24"	TS724OBK	\$38
30"	TS730OBK	\$40
36"	TS736OBK	\$42
42"	TS742OBK	\$44
48"	TS748OBK	\$46
60"	TS760OBK	\$50
72"	TS772OBK	\$56
⋮	⋮	⋮

Big Open Base Trim Package



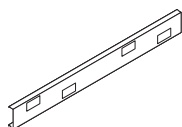
Standard Includes	Required to Specify
<ul style="list-style-type: none"> Two inside vertical trim: paint price group 1 	1 Style number 2 Paint color number for trim 3 Options, if selected (see below) ▶ See <i>Surface Materials</i> , page 368.

Surface Materials	Options	Price	Required to Specify
	<ul style="list-style-type: none"> Paint price group 1 Paint price group 2 Paint price group 3 	No cost +\$11 +\$23	Specify paint color number. Specify paint color number. Specify paint color number.

Specification Information	
Style Number	Base Price
TSBBOBTRM	\$70

Answer Beam Structure

Hardwire Base Trim




Standard Includes	Required to Specify
<ul style="list-style-type: none"> Base trim with knockouts for hardwired power kit: paint 	1 Style number 2 Paint color number from trim ▶ See <i>Surface Materials</i> , page 368.

Specification Information		
Width	Style Number	Price
24"	TS724BTH	\$18
30"	TS730BTH	\$19
36"	TS736BTH	\$21
42"	TS742BTH	\$22
48"	TS748BTH	\$23
60"	TS760BTH	\$25
72"	TS772BTH	\$28

Beam Top Cap Rails

SIN 711.1



Standard Includes	Required to Specify
• Top cap rail: clear anodized aluminum	Style number

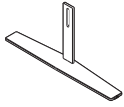
Specification Information

Width	Style Number	Price
24"	TSB24TC	\$257
30"	TSB30TC	\$262
36"	TSB36TC	\$268
42"	TSB42TC	\$274
48"	TSB48TC	\$295
54"	TSB54TC	\$315
60"	TSB60TC	\$330
66"	TSB66TC	\$345
72"	TSB72TC	\$367
78"	TSB78TC	\$393
84"	TSB84TC	\$405
90"	TSB90TC	\$438
96"	TSB96TC	\$442
:	:	:

Tip: Beam top cap rails 48" to 96" width span Answer beam in-line junctions.
 ▶ See Answer Beam and Answer Fence Specification Guide for configurations.

Panel and Beam Foot

SIN 711.1



Standard Includes	Required to Specify
<ul style="list-style-type: none"> Panel and beam foot: paint price group 1 Attachment hardware 	<ol style="list-style-type: none"> Style number Paint color number for panel and beam foot Options, if selected (see below) <p>▶ See <i>Surface Materials</i>, page 368..</p>

Options	Price	Required to Specify
Surface Materials <ul style="list-style-type: none"> Paint price group 1 Paint price group 2 Paint price group 3 	No cost +\$11 +\$23	Specify paint color number. Specify paint color number. Specify paint color number.

Specification Information	
Style Number	Base Price
TS7PF	\$256
.	.

Answer Beam Structure

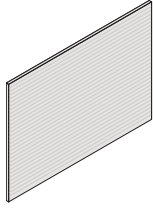
Specifying Answer Beam Skins

► For more detailed product information, see the *Answer Beam and Answer Fence Specification Guide* or consult your Steelcase dealer.

Fabric-Covered Beam Skins (SIN 711.1)	294
Fabric-Covered Beam Skins To The Floor (SIN 711.1)	295
Fabric-Covered Beam Skins Big Open Base (SIN 711.1)	296
Steel Beam Skins (SIN 711.1)	297
Steel Beam Skins To The Floor (SIN 711.1)	298
Steel Beam Skins Big Open Base (SIN 711.1)	299
Laminate Beam Skins (SIN 711.1)	300
Laminate Beam Skins To The Floor (SIN 711.1)	301
Wood Beam Skins (SIN 711.1)	302
Wood Beam Skins To The Floor (SIN 711.1)	303

Fabric-Covered Beam Skins

SIN 711.1



Tip: 72"W fabric-covered beam skins accommodate fabric in the horizontal direction only.

Tip: For further information about fabric direction, see page 346.

Standard Includes	Required to Specify
-------------------	---------------------

- 21¹/₁₆"H tackable acoustical beam skin, fabric direction with horizontal application, if selected: fabric price group 1

- 1 Style number
 - 2 Fabric color number for skin surface
 - 3 Options, if selected (see below)
- ▶ See *Surface Materials*, page 342.

Surface Materials	Options	Price	Required to Specify
-------------------	---------	-------	---------------------

Surface Materials	• Fabric price group A	-\$ 4	Specify fabric color number.
	• Fabric price group 1	No cost	Specify fabric color number.
	• Fabric price group 2	+\$ 22	Specify fabric color number.
	• Fabric price group 3	+\$ 37	Specify fabric color number.
	• Fabric price group 4	+\$ 55	Specify fabric color number.
	• Fabric price group 5	+\$ 87	Specify fabric color number.
	• Fabric price group 6	+\$118	Specify fabric color number.
	• Fabric price group 7	+\$151	Specify fabric color number.
	• Fabric price group COM	+\$ 16	Specify fabric color number.

Fabric direction on 24"W-60"W panels

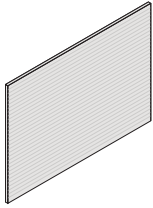
- Vertical application No cost Specify with vertical application.

Specification Information		
•Width	•Style Number	•Base Price

24"	TSB24TK	\$105
30"	TSB30TK	\$112
36"	TSB36TK	\$117
42"	TSB42TK	\$125
48"	TSB48TK	\$134
60"	TSB60TK	\$153
72"	TSB72TK	\$172
•	•	•

Fabric-Covered Beam Skins To The Floor

SIN 711.1



Tip: Remember to omit base trim(s) on a horizontal frame package when using a beam skin to the floor.

Tip: 72"W fabric-covered beam skins accommodate fabric in the horizontal direction only.

Tip: For further information about fabric direction, see page 346.

Standard Includes	Required to Specify
-------------------	---------------------

- 247/8"H beam skins, fabric direction with horizontal application, if selected: fabric price group 1

- 1 Style number
 - 2 Fabric color number for skin surface
 - 3 Options, if selected (see below)
- ▶ See *Surface Materials*, page 342.

Surface Materials	Options	Price	Required to Specify
-------------------	---------	-------	---------------------

Surface Materials

- | | |
|--------------------------|---------|
| • Fabric price group A | -\$ 4 |
| • Fabric price group 1 | No cost |
| • Fabric price group 2 | +\$ 22 |
| • Fabric price group 3 | +\$ 37 |
| • Fabric price group 4 | +\$ 55 |
| • Fabric price group 5 | +\$ 87 |
| • Fabric price group 6 | +\$118 |
| • Fabric price group 7 | +\$151 |
| • Fabric price group COM | +\$ 16 |

- Specify fabric color number.
Specify fabric color number.
Specify fabric color number.
Specify fabric color number.
Specify fabric color number.
Specify fabric color number.
Specify fabric color number.
Specify fabric color number.

Fabric direction on 24"W-60"W skins

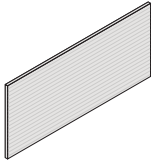
- | | | |
|------------------------|---------|------------------------------------|
| • Vertical application | No cost | Specify with vertical application. |
|------------------------|---------|------------------------------------|

Specification Information		
Width	Style Number	Base Price

24"	TSB24TKF	\$117
30"	TSB30TKF	\$124
36"	TSB36TKF	\$129
42"	TSB42TKF	\$137
48"	TSB48TKF	\$146
60"	TSB60TKF	\$165
72"	TSB72TKF	\$184
•	•	•

Fabric-Covered Beam Skins Big Open Base

SIN 711.1



Tip: Remember to omit base trim(s) on a horizontal frame package when using a beam skin for big open base.

Tip: 72"W fabric-covered beam skins accommodate fabric in the horizontal direction only.

Tip: For further information about fabric direction, see page 346.

Standard Includes	Required to Specify
-------------------	---------------------

- 15⁹/₁₆"H beam skins, fabric direction with horizontal application, if selected: fabric price group 1

- 1 Style number
 - 2 Fabric color number for skin surface
 - 3 Options, if selected (see below)
- ▶ See *Surface Materials*, page 342.

Surface Materials	Options	Price	Required to Specify
-------------------	---------	-------	---------------------

Surface Materials	• Fabric price group A	-\$ 4	Specify fabric color number.
	• Fabric price group 1	No cost	Specify fabric color number.
	• Fabric price group 2	+\$ 22	Specify fabric color number.
	• Fabric price group 3	+\$ 37	Specify fabric color number.
	• Fabric price group 4	+\$ 55	Specify fabric color number.
	• Fabric price group 5	+\$ 87	Specify fabric color number.
	• Fabric price group 6	+\$118	Specify fabric color number.
	• Fabric price group 7	+\$151	Specify fabric color number.
	• Fabric price group COM	+\$ 16	Specify fabric color number.

Fabric direction on 24"W-60"W skins

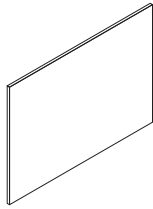
- Vertical application No cost Specify with vertical application.

Specification Information		
Width	Style Number	Base Price

24"	TSB24TKBOB	\$ 91
30"	TSB30TKBOB	\$ 96
36"	TSB36TKBOB	\$101
42"	TSB42TKBOB	\$107
48"	TSB48TKBOB	\$115
60"	TSB60TKBOB	\$131
72"	TSB72TKBOB	\$145
:	:	:

Steel Beam Skins

SIN 711.1



Tip: Data cutouts can be placed on the left or the right side of a steel beam skin. Data cutouts cannot be placed on both left and right side of steel beam skins.

Tip: Data cutouts is an option under receptacle location. Specify data cutout location under the appropriate receptacle selection. Data cutout price is additive to the receptacle cutout price.

Tip: On 24"W and 30"W steel skins, hardwire receptacle cutout option will always be with a centered hardwire cutout.

Tip: On 36"W and wider steel skins, hardwire receptacle cutout option will always come with a left and a right hardwire cutout.

Standard Includes	Required to Specify
-------------------	---------------------

- 21¹/₁₆"H steel beam skin: paint price group 1

- 1 Style number
 - 2 Paint color number for skin surface
 - 3 Options, if selected (see below)
- ▶ See *Surface Materials*, page 342.

Options	Price	Required to Specify
---------	-------	---------------------

Surface Materials	<ul style="list-style-type: none"> • Paint price group 1 • Paint price group 2 • Paint price group 3 	No cost +\$24 +\$40	Specify paint color number. Specify paint color number. Specify paint color number.
--------------------------	---	---------------------------	---

Data Cutout Only	24"W-30"W	36"W	42"W-72"W	Required to Specify
------------------	-----------	------	-----------	---------------------

<ul style="list-style-type: none"> • Left modular furniture data cutout or left NEMA data cutout • Right modular furniture data cutout or right NEMA data cutout 	N.A.	N.A.	+\$10	Specify with left modular furniture data cutout or left NEMA data cutout.
	+\$10	+\$10	+\$10	Specify with right modular furniture data cutout or right NEMA data cutout.

Modular Receptacle Cutout	Price	Required to Specify
---------------------------	-------	---------------------

<ul style="list-style-type: none"> • Center receptacle cutout • Center receptacle cutout with right modular furniture data cutout or right NEMA data cutout 	+\$10 +\$10	N.A. N.A.	N.A. N.A.	Specify with center receptacle cutout. Specify with center receptacle cutout and right modular furniture data cutout or right NEMA data cutout.
<ul style="list-style-type: none"> • Left receptacle cutout • Left receptacle cutout with left modular furniture data cutout or left NEMA data cutout 	N.A. N.A.	+\$10 N.A.	+\$10 +\$20	Specify with left receptacle cutout. Specify with left receptacle cutout and left modular furniture data cutout or left NEMA data cutout.
<ul style="list-style-type: none"> • Right receptacle cutout • Right receptacle cutout with right modular furniture data cutout or right NEMA data cutout 	N.A. N.A.	+\$10 +\$20	+\$10 +\$20	Specify with right receptacle cutout. Specify with right receptacle cutout and right modular furniture data cutout or right NEMA data cutout.
<ul style="list-style-type: none"> • Left and right receptacle cutout with left modular furniture data cutout or left NEMA data cutout • Left and right receptacle cutout with right modular furniture data cutout or right NEMA data cutout 	N.A. N.A.	+\$20 N.A.	+\$20 +\$30	Specify with left and right receptacle cutout. Specify with left and right receptacle cutout and left modular furniture data cutout or left NEMA data cutout.

Hardwire Power/Data Cutouts	Price	Required to Specify
-----------------------------	-------	---------------------

<ul style="list-style-type: none"> • Hardwired with left modular furniture data cutout or left NEMA data cutout • Hardwired with right modular furniture data cutout or right NEMA data cutout 	N.A. +\$10	N.A. +\$10	+\$10 +\$10	Specify with left modular furniture data cutout or left NEMA data cutout. Specify with right modular furniture data cutout or right NEMA data cutout.
<ul style="list-style-type: none"> • Hardwired with receptacle cutout • Hardwired with left receptacle cutout and left modular furniture data cutout or left NEMA data cutout 	+\$10 N.A.	+\$10 N.A.	+\$10 +\$20	Specify with receptacle cutout. Specify with left receptacle cutout and left modular furniture data cutout or left NEMA data cutout.
<ul style="list-style-type: none"> • Hardwired with right receptacle cutout and right modular furniture data cutout or right NEMA data cutout 	+\$20	+\$20	+\$20	Specify with right receptacle cutout and right modular furniture data cutout or right NEMA data cutout.

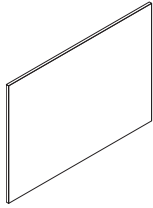
Specification Information		
Width	Style Number	Base Price

24"	TSB24HS	\$ 91
30"	TSB30HS	\$101
36"	TSB36HS	\$107
42"	TSB42HS	\$112
48"	TSB48HS	\$121
60"	TSB60HS	\$138
72"	TSB72HS	\$155

Answer Beam Skins

Steel Beam Skins To The Floor

SIN 711.1



Tip: Remember to omit base trim(s) on horizontal frame package when using a beam skin to the floor.

Tip: Data cutouts can be placed on the left or the right side of a steel beam skin. Data cutouts cannot be placed on both left and right side of steel beam skins.

Tip: Data cutouts is an option under receptacle location. Specify data cutout location under the appropriate receptacle selection. Data cutout price is additive to the receptacle cutout price.

Tip: On 24"W and 30"W steel skins, hardwire receptacle cutout option will always be with a centered hardwire cutout.

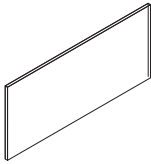
Tip: On 36"W and wider steel skins, hardwire receptacle cutout option will always come with a left and a right hardwire cutout.

Standard Includes		Required to Specify			
<ul style="list-style-type: none"> • 247/8"H steel beam skin: paint price group 1 		1 Style number 2 Paint color number for skin surface 3 Options, if selected (see below) ▶ See <i>Surface Materials</i> , page 342.			
Options	Price	Required to Specify			
Surface Materials	<ul style="list-style-type: none"> • Paint price group 1: No cost • Paint price group 2: +\$24 • Paint price group 3: +\$40 	Specify paint color number.			
Data Cutout Only		24"W-30"W	36"W	42"W-72"W	
<ul style="list-style-type: none"> • Left modular furniture data cutout or left NEMA data cutout • Right modular furniture data cutout or right NEMA data cutout 	N.A.	N.A.	+\$10	Specify with left modular furniture data cutout or left NEMA data cutout.	
	+\$10	+\$10	+\$10	Specify with right modular furniture data cutout or right NEMA data cutout.	
Modular Receptacle Cutout	<ul style="list-style-type: none"> • Center receptacle cutout: +\$10 • Center receptacle cutout with right modular furniture data cutout or right NEMA data cutout: +\$10 • Left receptacle cutout: N.A. • Left receptacle cutout with left modular furniture data cutout or left NEMA data cutout: N.A. • Right receptacle cutout: N.A. • Right receptacle cutout with right modular furniture data cutout or right NEMA data cutout: N.A. • Left and right receptacle cutout: N.A. • Left and right receptacle cutout with left modular furniture data cutout or left NEMA data cutout: N.A. • Left and right receptacle cutout with right modular furniture data cutout or right NEMA data cutout: N.A. 	N.A.	N.A.	N.A.	Specify with center receptacle cutout. Specify with center receptacle cutout and right modular furniture data cutout or right NEMA data cutout.
	+\$10	N.A.	N.A.	N.A.	Specify with left receptacle cutout. Specify with left receptacle cutout and left modular furniture data cutout or left NEMA data cutout.
	N.A.	+\$10	+\$10	+\$10	Specify with right receptacle cutout. Specify with right receptacle cutout and right modular furniture data cutout or right NEMA data cutout.
	N.A.	N.A.	+\$20	+\$20	Specify with left and right receptacle cutout. Specify with left and right receptacle cutout and left modular furniture data cutout or left NEMA data cutout.
	N.A.	+\$30	+\$30	+\$30	Specify with left and right receptacle cutout and right modular furniture data cutout or right NEMA data cutout.
Hardwire Power/Data Cutouts	<ul style="list-style-type: none"> • Hardwired with left modular furniture data cutout or left NEMA data cutout: N.A. • Hardwired with right modular furniture data cutout or right NEMA data cutout: +\$10 • Hardwired with receptacle cutout: +\$10 • Hardwired with left receptacle cutout and left modular furniture data cutout or left NEMA data cutout: N.A. • Hardwired with right receptacle cutout and right modular furniture data cutout or right NEMA data cutout: +\$20 	N.A.	N.A.	+\$10	Specify with left modular furniture data cutout or left NEMA data cutout.
	+\$10	+\$10	+\$10	+\$10	Specify with right modular furniture data cutout or right NEMA data cutout.
	+\$10	+\$10	+\$10	+\$10	Specify with receptacle cutout.
	N.A.	N.A.	+\$20	+\$20	Specify with left receptacle cutout and left modular furniture data cutout or left NEMA data cutout.
	+\$20	+\$20	+\$20	+\$20	Specify with right receptacle cutout and right modular furniture data cutout or right NEMA data cutout.

Specification Information		
Width	Style Number	Base Price
24"	TSB24HSF	\$103
30"	TSB30HSF	\$113
36"	TSB36HSF	\$119
42"	TSB42HSF	\$124
48"	TSB48HSF	\$133
60"	TSB60HSF	\$150
72"	TSB72HSF	\$167

Steel Beam Skins Big Open Base

SIN 711.1



Tip: Data cutouts can be placed on the left or the right side of a steel beam skin. Data cutouts cannot be placed on both left and right side of steel beam skins.

Tip: Data cutouts is an option under receptacle location. Specify data cutout location under the appropriate receptacle selection. Data cutout price is additive to the receptacle cutout price.

Tip: On 24"W and 30"W steel skins, hardwire receptacle cutout option will always be with a centered hardwire cutout.

Tip: On 36"W and wider steel skins, hardwire receptacle cutout option will always come with a left and a right hardwire cutout.

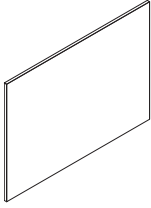
Standard Includes		Required to Specify			
<ul style="list-style-type: none"> 15$\frac{5}{8}$"H steel beam skin: paint price group 1 		1 Style number 2 Paint color number for skin surface 3 Options, if selected (see below) ▶ See <i>Surface Materials</i> , page 342.			
Options	Price	Required to Specify			
Surface Materials	<ul style="list-style-type: none"> Paint price group 1: No cost Paint price group 2: +\$24 Paint price group 3: +\$40 	Specify paint color number.			
Data Cutout Only		24"W-30"W	36"W	42"W-72"W	
<ul style="list-style-type: none"> Left modular furniture data cutout or left NEMA data cutout: N.A. Right modular furniture data cutout or right NEMA data cutout: +\$10 		N.A.	N.A.	+\$10	Specify with left modular furniture data cutout or left NEMA data cutout.
Modular Receptacle Cutout					
<ul style="list-style-type: none"> Center receptacle cutout: +\$10 Center receptacle cutout with right modular furniture data cutout or right NEMA data cutout: +\$10 		N.A.	N.A.	N.A.	Specify with center receptacle cutout.
<ul style="list-style-type: none"> Left receptacle cutout: N.A. Left receptacle cutout with left modular furniture data cutout or left NEMA data cutout: N.A. 		N.A.	+\$10	+\$10	Specify with left receptacle cutout.
<ul style="list-style-type: none"> Right receptacle cutout: N.A. Right receptacle cutout with right modular furniture data cutout or right NEMA data cutout: N.A. 		N.A.	+\$10	+\$20	Specify with right receptacle cutout.
<ul style="list-style-type: none"> Left and right receptacle cutout: N.A. Left and right receptacle cutout with left modular furniture data cutout or left NEMA data cutout: N.A. Left and right receptacle cutout with right modular furniture data cutout or right NEMA data cutout: N.A. 		N.A.	+\$20	+\$20	Specify with left and right receptacle cutout.
Hardwire Power/Data Cutouts					
<ul style="list-style-type: none"> Hardwired with left modular furniture data cutout or left NEMA data cutout: N.A. Hardwired with right modular furniture data cutout or right NEMA data cutout: +\$10 		N.A.	N.A.	+\$10	Specify with left modular furniture data cutout or left NEMA data cutout.
<ul style="list-style-type: none"> Hardwired with receptacle cutout: +\$10 Hardwired with left receptacle cutout and left modular furniture data cutout or left NEMA data cutout: N.A. 		+\$10	+\$10	+\$10	Specify with receptacle cutout.
<ul style="list-style-type: none"> Hardwired with right receptacle cutout and right modular furniture data cutout or right NEMA data cutout: +\$20 		N.A.	N.A.	+\$20	Specify with left receptacle cutout and left modular furniture data cutout or left NEMA data cutout.

Specification Information		
Width	Style Number	Base Price
24"	TSB24HSBOB	\$ 72
30"	TSB30HSBOB	\$ 81
36"	TSB36HSBOB	\$ 86
42"	TSB42HSBOB	\$ 90
48"	TSB48HSBOB	\$ 98
60"	TSB60HSBOB	\$109
72"	TSB72HSBOB	\$123

Answer Beam Skins

Laminate Beam Skins

SIN 711.1



For laminate price group 2 pricing, please refer to the electronic catalog or SmartTools.

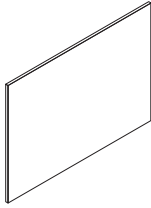
Standard Includes	Required to Specify
<ul style="list-style-type: none"> • 21¹/₁₆"H skin: laminate price group 1 • Vertical grain direction for woodgrain and directional laminates • Trim: paint • Attachment hardware 	<ol style="list-style-type: none"> 1 Style number 2 Laminate color for skin surface 3 Paint color number for trim 4 Options, if selected (see below) <p>▶ See <i>Surface Materials</i>, page 342.</p>

Options	Price	Required to Specify
Surface Materials <ul style="list-style-type: none"> • Laminate price group 2 • Open Line laminate 	See information at left +\$69 plus cost of laminate	Specify laminate color number. ▶ See <i>Surface Materials Reference Manual</i> .
Grain Direction <ul style="list-style-type: none"> • Horizontal 	No cost	Specify <i>with horizontal grain direction</i> .

Specification Information		
Width	Style Number	Base Price
24"	TSB24LS	\$325
30"	TSB30LS	\$340
36"	TSB36LS	\$354
42"	TSB42LS	\$379
48"	TSB48LS	\$389

Laminate Beam Skins To The Floor

SIN 711.1



Tip: Remember to omit base trim(s) on horizontal frame package when using a beam skin to the floor.

For laminate price group 2 pricing, please refer to the electronic catalog or SmartTools.

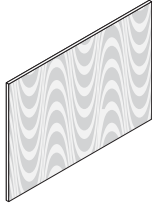
Standard Includes	Required to Specify
<ul style="list-style-type: none"> • 247/8"H skin: laminate price group 1 • Vertical grain direction for woodgrain and directional laminates • Trim: paint • Attachment hardware 	<ol style="list-style-type: none"> 1 Style number 2 Laminate color for skin surface 3 Paint color number for trim 4 Options, if selected (see below) <p>▶ See <i>Surface Materials</i>, page 342.</p>

Options	Price	Required to Specify
Surface Materials <ul style="list-style-type: none"> • Laminate price group 2 • Open Line laminate 	See information at left +\$69 plus cost of laminate	Specify laminate color number. ▶ See <i>Surface Materials Reference Manual</i> .
Grain Direction <ul style="list-style-type: none"> • Horizontal 	No cost	Specify with <i>horizontal grain direction</i> .

Specification Information		
Width	Style Number	Base Price
24"	TSB24LSF	\$343
30"	TSB30LSF	\$358
36"	TSB36LSF	\$372
42"	TSB42LSF	\$397
48"	TSB48LSF	\$407
:	:	:

Wood Beam Skins

SIN 711.1



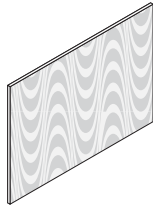
Standard Includes	Required to Specify
<ul style="list-style-type: none"> • 21¹/₁₆"H skin: wood group 1 veneer • Vertical grain direction • Trim: paint • Attachment hardware 	<ol style="list-style-type: none"> 1 Style number 2 Wood veneer color for skin surface 3 Paint color number for trim 4 Options, if selected (see below) <p>▶ See <i>Surface Materials</i>, page 342.</p>

Options	Price	Required to Specify
Surface Materials <ul style="list-style-type: none"> • Wood group 2 • Wood group 3 • Customiz stain 	Prices below Prices below No cost	Specify wood color number. Specify wood color number. Specify <i>with Customiz stain</i> . ▶ See <i>Surface Materials Reference Manual</i> .
Grain Direction <ul style="list-style-type: none"> • Horizontal 		
	No cost	Specify <i>with horizontal grain direction</i> .

Specification Information				
Width	Style Number	Base Price	Options (Add \$ to Base Price)	
:	:	:	Wood Wood : Wood Group 2 : Group 3	
24"	TSB24WS	\$427	+\$55	+\$196
30"	TSB30WS	\$453	+\$55	+\$196
36"	TSB36WS	\$481	+\$93	+\$328
42"	TSB42WS	\$512	+\$93	+\$328
48"	TSB48WS	\$541	+\$93	+\$328
:	:	:	:	:

Wood Beam Skins To The Floor

SIN 711.1



Tip: Remember to omit base trim(s) on horizontal frame package when using a beam skin to the floor.

Standard Includes	Required to Specify
<ul style="list-style-type: none"> • 247/8"H skin: wood group 1 veneer • Vertical grain direction • Trim: paint • Attachment hardware 	<ol style="list-style-type: none"> 1 Style number 2 Wood veneer color for skin surface 3 Paint color number for trim 4 Options, if selected (see below) <p>▶ See <i>Surface Materials</i>, page 342.</p>

Options	Price	Required to Specify
Surface Materials <ul style="list-style-type: none"> • Wood group 2 • Wood group 3 • Customiz stain 	Prices below Prices below No cost	Specify wood color number. Specify wood color number. Specify with <i>Customiz stain</i> . ▶ See <i>Surface Materials Reference Manual</i> .
Grain Direction		
<ul style="list-style-type: none"> • Horizontal 	No cost	Specify with <i>horizontal grain direction</i> .

Specification Information				
Width	Style Number	Base Price	Options (Add \$ to Base Price)	
			Wood	
			Wood Group 2	Wood Group 3
24"	TSB24WSF	\$447	+\$55	+\$196
30"	TSB30WSF	\$473	+\$55	+\$196
36"	TSB36WSF	\$501	+\$93	+\$328
42"	TSB42WSF	\$532	+\$93	+\$328
48"	TSB48WSF	\$561	+\$93	+\$328
:	:	:	:	:

Specifying Boundary Screens

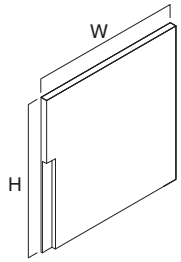


On-Module In-Line Boundary Screens

On-Module T Boundary Screens (SIN 711.1)	306
On-Module X Boundary Screens (SIN 711.1)	306
On-Module In-Line Boundary Screen Junction (SIN 711.1)	308
Boundary Screen Conversion Trim (SIN 711.1)	309
Centered In-Line Boundary Screens (SIN 711.1)	310

Answer Beam On-Module In-Line Boundary Screens

SIN 711.1



Tip: Additional hardware upcharge is applied only when on-module X style number is specified.

Tip: Remember to specify Answer beam on-module in-line boundary screen junction when ordering an Answer beam on-module in-line boundary screen.

For laminate price group 2 pricing, please refer to the electronic catalog or SmartTools.

Tip: Full-fill finish codes can be used to simplify specification of veneer boundary screens being used in settings with full-fill veneer products. The screen will not have the final fill coat applied, but the finish color will be consistent with the full-fill products.

Standard Includes	Required to Specify
<ul style="list-style-type: none"> Screen: High-Pressure Laminate price group 1 or wood group 1 veneer Edge on laminate screen, if selected: plastic Height: 42"H or 48"H Width: <ul style="list-style-type: none"> – On-module T: 27"W–75"W – On-module X: 25½"W–73½"W Bracket cover and bracket trim: paint price group 1 Junction trim: paint price group 1 (On-module T only) 1½" adjustable glides Attachment hardware 	<ol style="list-style-type: none"> Style number Screen size type (see below under Required Selections) Screen height(s) Screen width(s) High-Pressure Laminate or wood veneer color for screen Plastic color number for edge on laminate screen, if selected Grain direction Paint color number for connecting panel cover and bracket trim Paint color number for junction trim, if selected Options, if selected (see below) <p>▶ See <i>Surface Materials</i>, page 342.</p>

Required Component	Price
--------------------	-------

Additional Hardware	<ul style="list-style-type: none"> On-module X +\$ 20
----------------------------	---

Required Selections	Price	Required to Specify
---------------------	-------	---------------------

Screen Size Type	<ul style="list-style-type: none"> Modular No cost Parametric No cost 	Specify <i>with modular</i> . Specify <i>with parametric</i> .
-------------------------	---	---

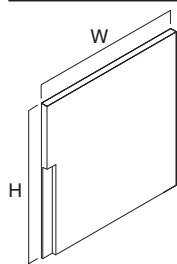
Options	Price	Required to Specify
---------	-------	---------------------

Surface Materials	<p>Screen</p> <ul style="list-style-type: none"> Laminate price group 2 See information at left Open Line laminate +\$136 plus cost of laminate Wood group 2 +\$136 Wood group 3 +\$484 Customiz stain No cost Full-fill finish on wood group 1 veneer No cost <p>Connecting panel cover and bracket trim</p> <ul style="list-style-type: none"> Paint price group 2 +\$ 11 Paint price group 3 +\$ 23 <p>Junction trim (on-module T only)</p> <ul style="list-style-type: none"> Paint price group 2 +\$ 11 Paint price group 3 +\$ 23 <p>Laminate wood grain direction</p> <ul style="list-style-type: none"> No direction No cost Horizontal No cost Vertical No cost <p>Wood veneer grain direction</p> <ul style="list-style-type: none"> No direction No cost Horizontal No cost Vertical No cost 	Specify laminate color number. ▶ See <i>Surface Materials Reference Manual</i> . Specify wood color number. Specify wood color number. Specify <i>with Customiz stain</i> . Specify full-fill finish number. Specify paint color number. Specify paint color number. Specify paint color number. Specify paint color number. Specify <i>with no direction</i> . Specify <i>with horizontal grain direction</i> . Specify <i>with vertical grain direction</i> . Specify <i>with no direction</i> . Specify <i>with horizontal grain direction</i> . Specify <i>with vertical grain direction</i> .
--------------------------	--	---

SIN 711.1

Specification Information

Style Number	Dimensions Height	Screen Type	Base Prices								
			Modular Width	27"W	33"W	39"W	45"W	51"W	57"W	63"W	69"W
		Parametric Width	27"W - 32 ¹⁵ / ₁₆ "W	33"W - 38 ¹⁵ / ₁₆ "W	39"W - 44 ¹⁵ / ₁₆ "W	45"W - 50 ¹⁵ / ₁₆ "W	51"W - 56 ¹⁵ / ₁₆ "W	57"W - 62 ¹⁵ / ₁₆ "W	63"W - 68 ¹⁵ / ₁₆ "W	69"W - 74 ¹⁵ / ₁₆ "W	75"W



Beam On-Module T Boundary Screen

High-Pressure Laminate

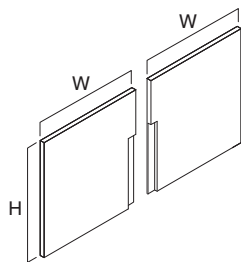
TSBBST	42"H	\$543	\$ 666	\$ 789	\$ 912	\$1035	\$1158	\$1281	\$1404	\$1527
	48"H	\$554	\$ 687	\$ 820	\$ 953	\$1087	\$1220	\$1353	\$1486	\$1620

Wood Veneer

TSBBST	42"H	\$830	\$1045	\$1261	\$1476	\$1691	\$1906	\$2122	\$2337	\$2552
	48"H	\$892	\$1123	\$1353	\$1583	\$1815	\$2045	\$2276	\$2506	\$2737

Specification Information

Style Number	Dimensions Height	Screen Type	Base Prices								
			Modular Width	25 ¹ / ₂ "W	31 ¹ / ₂ "W	37 ¹ / ₂ "W	43 ¹ / ₂ "W	49 ¹ / ₂ "W	55 ¹ / ₂ "W	61 ¹ / ₂ "W	67 ¹ / ₂ "W
		Parametric Width	25 ¹ / ₂ "W - 31 ⁷ / ₁₆ "W	31 ¹ / ₂ "W - 37 ⁷ / ₁₆ "W	37 ¹ / ₂ "W - 43 ⁷ / ₁₆ "W	43 ¹ / ₂ "W - 49 ⁷ / ₁₆ "W	49 ¹ / ₂ "W - 55 ⁷ / ₁₆ "W	55 ¹ / ₂ "W - 61 ⁷ / ₁₆ "W	61 ¹ / ₂ "W - 67 ⁷ / ₁₆ "W	67 ¹ / ₂ "W - 73 ⁷ / ₁₆ "W	73 ¹ / ₂ "W



Beam On-Module X Boundary Screen

High-Pressure Laminate

TSBBSX	42"H	\$543	\$ 666	\$ 789	\$ 912	\$1035	\$1158	\$1281	\$1404	\$1527
	48"H	\$554	\$ 687	\$ 820	\$ 953	\$1087	\$1220	\$1353	\$1486	\$1620

Wood Veneer

TSBBSX	42"H	\$830	\$1045	\$1261	\$1476	\$1691	\$1906	\$2122	\$2337	\$2552
	48"H	\$892	\$1123	\$1353	\$1583	\$1815	\$2045	\$2276	\$2506	\$2737

Tip: When specifying a beam on-module X boundary screen, two screen widths need to be specified. The final price will include the price of both individual screen segments.

Answer Beam On-Module In-Line Boundary Screen Junction

SIN 711.1



Tip: When specifying a beam on-module in-line boundary screen, a beam on-module in-line boundary screen junction takes the place of a beam in-line junction.

Standard Includes	Required to Specify
• Junction: black paint	Style number

Specification Information	
• Style Number	• Price
TSBJBS	\$162
•	•

Answer Beam On-Module In-Line Boundary Screen Conversion Trim

SIN 711.1



Tip: Conversion trim is needed when converting from an X on-module in-line boundary screen to a T on-module in-line boundary screen.

Standard Includes	Required to Specify
-------------------	---------------------

- Trim: paint price group 1

- 1 Style number
- 2 Paint color number for trim
- 3 Options, if selected (see below)
- ▶ See *Surface Materials*, page 342.

Surface Materials	Options	Price	Required to Specify
-------------------	---------	-------	---------------------

Surface Materials

- Paint price group 1
- Paint price group 2
- Paint price group 3

No cost
+\$11
+\$23

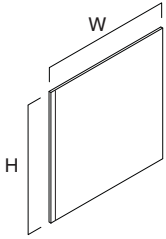
Specify paint color number.
Specify paint color number.
Specify paint color number.

Specification Information	
Style Number	Base Price

TSBBSCTRM	\$65
-----------	------

Centered In-Line Boundary Screens

SIN 711.1



Standard Includes	Required to Specify
<ul style="list-style-type: none"> Screen: High-Pressure Laminate price group 1 or wood group 1 veneer Edge on laminate screen, if selected: plastic Height: 28½"H, 42"H, or 48"H Width: <ul style="list-style-type: none"> – Single-sided: 24"W–72"W Connecting panel cover and bracket trim: paint price group 1 ½" adjustable glides Attachment hardware 	<ol style="list-style-type: none"> Style number Screen size type (see below under Required Selections) Screen height(s) Screen width(s) High-Pressure Laminate or wood veneer color for screen Plastic color number for edge on laminate screen, if selected Grain direction Paint color number for connecting panel cover and bracket trim Options, if selected (see below) <p>▶ See <i>Surface Materials</i>, page 342.</p>

	Required Selections	Price	Required to Specify
Screen Size Type	• Modular	No cost	Specify with <i>modular</i> .
	• Parametric	No cost	Specify with <i>parametric</i> .

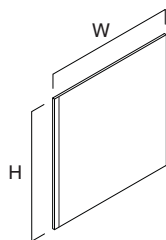
	Options	Price	Required to Specify	
Surface Materials	Screen			
	• Laminate price group 2	See information at left	Specify laminate color number.	
	• Open Line laminate	+\$133 plus cost of laminate	▶ See <i>Surface Materials Reference Manual</i> .	
	• Wood group 2	+\$136	Specify wood color number.	
	• Wood group 3	+\$484	Specify wood color number.	
	• Customiz stain	No cost	Specify with <i>Customiz stain</i> .	
	• Full-fill finish on wood group 1 veneer	No cost	Specify full-fill finish number.	
	Connecting panel cover and bracket trim			
	• Paint price group 2	+\$ 11	Specify paint color number.	
	• Paint price group 3	+\$ 23	Specify paint color number.	
Laminate wood grain direction				
• No direction	No cost	Specify with <i>no direction</i> .		
• Horizontal	No cost	Specify with <i>horizontal grain direction</i> .		
• Vertical	No cost	Specify with <i>vertical grain direction</i> .		
Wood veneer grain direction				
• No direction	No cost	Specify with <i>no direction</i> .		
• Horizontal	No cost	Specify with <i>horizontal grain direction</i> .		
• Vertical	No cost	Specify with <i>vertical grain direction</i> .		

For laminate price group 2 pricing, please refer to the electronic catalog or SmartTools.

Tip: Full-fill finish codes can be used to simplify specification of veneer boundary screens being used in settings with full-fill veneer products. The screen will not have the final fill coat applied, but the finish color will be consistent with the full-fill products.

SIN 711.1

Specification Information											
Style Number	Dimensions Height	Screen Type	Base Prices								
			Modular Width	24"W	30"W	36"W	42"W	48"W	54"W	60"W	66" W
		Parametric Width	24"W – 29 ¹⁵ / ₁₆ "W	30"W – 35 ¹⁵ / ₁₆ "W	36"W – 41 ¹⁵ / ₁₆ "W	42"W – 47 ¹⁵ / ₁₆ "W	48"W – 54 ¹⁵ / ₁₆ "W	54"W – 59 ¹⁵ / ₁₆ "W	60"W – 65 ¹⁵ / ₁₆ "W	66"W – 71 ¹⁵ / ₁₆ "W	72"W



High-Pressure Laminate										
TSBBSCI	Height	24"W	30"W	36"W	42"W	48"W	54"W	60"W	66" W	72"W
	28 ¹ / ₂ "H	\$523	\$ 625	\$ 728	\$ 830	\$ 933	\$1035	\$1138	\$1240	\$1343
	42"H	\$543	\$ 666	\$ 789	\$ 912	\$1035	\$1158	\$1281	\$1404	\$1527
	48"H	\$554	\$ 687	\$ 820	\$ 953	\$1087	\$1220	\$1353	\$1486	\$1620

Wood Veneer										
TSBBSCI	Height	24"W	30"W	36"W	42"W	48"W	54"W	60"W	66" W	72"W
	28 ¹ / ₂ "H	\$708	\$ 892	\$1077	\$1261	\$1446	\$1630	\$1815	\$1999	\$2184
	42"H	\$830	\$1045	\$1261	\$1476	\$1691	\$1906	\$2122	\$2337	\$2552
	48"H	\$892	\$1123	\$1353	\$1583	\$1815	\$2045	\$2276	\$2506	\$2737

Specifying Answer Beam Power

► For more detailed product information, see the *Answer Beam and Answer Fence Specification Guide* or consult your Steelcase dealer.

Power

Beam Utility Pole–L, T, and X Junctions (SIN 711.1)	314
Beam End-of-Run Junction with Utility Pole (SIN 711.1)	315
Base Power Infeeds (SIN 711.1)	316
Base Power Infeeds for Use in New York City (SIN 711.1)	317
Powerkits (SIN 711.1)	318
Pass-Through Powerkits (SIN 711.1)	319
Cable Trays (SIN 711.1)	320
Under Worksurface Cable Manager (SIN 711.1)	321
Modular Harnesses (SIN 711.1)	322
Hardwire Powerkits (SIN 711.1)	323
Multipurpose Power Infeeds and Multipurpose Infeed Conduit Covers (SIN 711.1)	324
Junction Box Faceplate–Modular (SIN 711.1)	325
Receptacle (SIN 711.1)	326
USB Receptacle (SIN 711.1)	327
Blank Cut-Out Cover (SIN 711.1)	328
Receptacle Trim Ring (SIN 711.1)	329
Faceplate (SIN 711.1)	330
Fillers (SIN 711.1)	331
Sleeves (SIN 711.1)	332
Grommets (SIN 711.1)	333

Beam Utility Pole–L, T, and X Junctions

SIN 711.1



Tip: Order multipurpose power infeed separately.
▶ Page 214

Tip: Does not include junction. Junction is ordered separately.

Standard Includes	Required to Specify
<ul style="list-style-type: none"> • Utility pole and upright trim: paint price group 1 • Ceiling trim plate: white paint only • Mounting brackets 	<ul style="list-style-type: none"> 1 Style number 2 Paint color number for utility pole and upright trim 3 Options, if selected (see below) ▶ See <i>Surface Materials</i>, page 342.

Options	Price	Required to Specify
Surface Materials <ul style="list-style-type: none"> • Paint price group 1 • Paint price group 2 • Paint price group 3 	<ul style="list-style-type: none"> No cost +\$11 +\$23 	<ul style="list-style-type: none"> Specify paint color number. Specify paint color number. Specify paint color number.

Specification Information		
Corresponding Beam Height	Style Number	Base Price

L Beam Utility Pole

28½"	TSB28LUP	\$179
:	:	:

T Beam Utility Pole

28½"	TSB28TUP	\$179
:	:	:

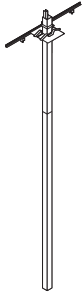
X Beam Utility Pole

28½"	TSB28XUP	\$179
:	:	:

Beam End-of-Run Junction with Utility Pole

Beam End-of-Run Junction
with Utility Pole

SIN 711.1



Tip: Order multipurpose power infeed separately.
▶ Page 214

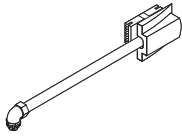
Standard Includes	Required to Specify
<ul style="list-style-type: none"> • Beam junction: black paint • Utility pole and upright trim: paint price group 1 • Ceiling trim plate: white paint only • Mounting brackets 	<ol style="list-style-type: none"> 1 Style number 2 Paint color number for utility pole and upright trim 3 Options, if selected (see below) <p>▶ See <i>Surface Materials</i>, page 342.</p>

Options	Price	Required to Specify
Surface Materials <ul style="list-style-type: none"> • Paint price group 1 • Paint price group 2 • Paint price group 3 	No cost +\$11 +\$23	Specify paint color number. Specify paint color number. Specify paint color number.

Specification Information		
Corresponding Beam Height	Style Number	Base Price
28 1/2"	TSBERUP	\$392
.	.	.

Base Power Infeeds

SIN 711.1



Tip: Power infeed occupies one receptacle location on powerkit.

Tip: Power infeed sits proud of the beam approximately 3" and will interfere with Universal storage with the Universal 3" base, FrameOne foot base, or c.scape glide.

Tip: Big open base beam segments cannot use base power infeed. Bring power in using a multipurpose infeed.

Standard Includes	Required to Specify
-------------------	---------------------

- Power infeed cover: plastic
- 7/8"-diameter conduit: black plastic only

- 1 Style number
- 2 Plastic color number for power infeed cover:
 - 6000 Black
 - 6009 Arctic White
 - 6249 Platinum Solid
 - 6651 Tungsten
 - 6652 Titanium
 - 6654 Sand
 - 6697 Fog
 - 6B03 Red

Specification Information		
Length	Style Number	Price

Length	Style Number	Price

4-Circuit, 3+1 Wiring Schematic

6'	TS76BPX	\$257
12'	TS712BPX	\$276

For Use in San Francisco

6'	TS76BPSFX	\$257
12'	TS712BPSFX	\$276
:	:	:

4-Circuit, 2+2 Wiring Schematic

6'	TS76BPY	\$257
12'	TS712BPY	\$276

For Use in San Francisco

6'	TS76BPSFY	\$257
12'	TS712BPSFY	\$276
:	:	:

3-Circuit, Separate Neutrals (3SN) Wiring Schematic

6'	TS76BPZ	\$257
12'	TS712BPZ	\$276

For Use in San Francisco

6'	TS76BPSFZ	\$257
12'	TS712BPSFZ	\$276
:	:	:

Base Power Infeeds for Use in New York City

Base Power Infeeds
for Use in New York City

SIN 711.1



Tip: Power infeed sits proud of the beam approximately 3" and will interfere with Universal storage with the Universal 3" base, FrameOne foot base, or c:scape glide.

Standard Includes	Required to Specify
-------------------	---------------------

- Power infeed assembly
- 1/2"-diameter conduit
- Power infeed tray: black paint only
- Power infeed cover: black paint only

Style number

Specification Information

Corresponding Panel Width	Style Number	Price
---------------------------	--------------	-------

4-Circuit, 3+1 Wiring Schematic

24"	TS7BPNY24X	\$257
30"	TS7BPNY30X	\$257
36"	TS7BPNY36X	\$257
42"	TS7BPNY42X	\$257
48"	TS7BPNY48X	\$257
60"	TS7BPNY60X	\$257
72"	TS7BPNY72X	\$257
:	:	:

4-Circuit, 2+2 Wiring Schematic

24"	TS7BPNY24Y	\$257
30"	TS7BPNY30Y	\$257
36"	TS7BPNY36Y	\$257
42"	TS7BPNY42Y	\$257
48"	TS7BPNY48Y	\$257
60"	TS7BPNY60Y	\$257
72"	TS7BPNY72Y	\$257
:	:	:

3-Circuit, Separate Neutrals (3SN) Wiring Schematic

24"	TS7BPNY24Z	\$257
30"	TS7BPNY30Z	\$257
36"	TS7BPNY36Z	\$257
42"	TS7BPNY42Z	\$257
48"	TS7BPNY48Z	\$257
60"	TS7BPNY60Z	\$257
72"	TS7BPNY72Z	\$257
:	:	:

Non-PVC

Corresponding Panel Width	Style Number	Price
---------------------------	--------------	-------

4-Circuit, 3+1 Wiring Schematic

24"	TS7BPNY24XN	\$269
30"	TS7BPNY30XN	\$269
36"	TS7BPNY36XN	\$269
42"	TS7BPNY42XN	\$269
48"	TS7BPNY48XN	\$269
60"	TS7BPNY60XN	\$269
72"	TS7BPNY72XN	\$269
:	:	:

4-Circuit, 2+2 Wiring Schematic

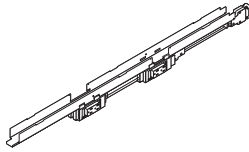
24"	TS7BPNY24YN	\$269
30"	TS7BPNY30YN	\$269
36"	TS7BPNY36YN	\$269
42"	TS7BPNY42YN	\$269
48"	TS7BPNY48YN	\$269
60"	TS7BPNY60YN	\$269
72"	TS7BPNY72YN	\$269
:	:	:

3-Circuit, Separate Neutrals (3SN) Wiring Schematic

24"	TS7BPNY24ZN	\$269
30"	TS7BPNY30ZN	\$269
36"	TS7BPNY36ZN	\$269
42"	TS7BPNY42ZN	\$269
48"	TS7BPNY48ZN	\$269
60"	TS7BPNY60ZN	\$269
72"	TS7BPNY72ZN	\$269
:	:	:

Powerkits

SIN 711.1



Tip: Remember to order receptacles and faceplates.
 ▶ Page 210

Standard Includes	Required to Specify
<ul style="list-style-type: none"> • Powerkit to accommodate modular duplex and USB receptacles on both sides: black plastic • Supporting power tray: black paint • Harness with modular connectors 	Style number

Specification Information

Width	Number of Duplex Receptacles Per Side	Powerkits		Non-PVC Powerkits	
		Style Number	Price	Style Number	Price

4-Circuit, 3+1 Wiring Schematic

24"	1	TS7PK24X	\$205	TS7PK24XN	\$216
30"	2	TS7PK30X	\$205	TS7PK30XN	\$216
36"	2	TS7PK36X	\$205	TS7PK36XN	\$216
42"	2	TS7PK42X	\$205	TS7PK42XN	\$216
48"	2	TS7PK48X	\$205	TS7PK48XN	\$216
60"	4	TS7PK60X	\$311	TS7PK60XN	\$321
72"	4	TS7PK72X	\$311	TS7PK72XN	\$321

4-Circuit, 2+2 Wiring Schematic

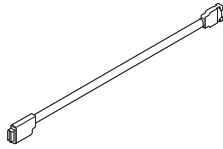
24"	1	TS7PK24Y	\$205	TS7PK24YN	\$216
30"	2	TS7PK30Y	\$205	TS7PK30YN	\$216
36"	2	TS7PK36Y	\$205	TS7PK36YN	\$216
42"	2	TS7PK42Y	\$205	TS7PK42YN	\$216
48"	2	TS7PK48Y	\$205	TS7PK48YN	\$216
60"	4	TS7PK60Y	\$311	TS7PK60YN	\$321
72"	4	TS7PK72Y	\$311	TS7PK72YN	\$321

3-Circuit, Separate Neutrals (3SN) Wiring Schematic

24"	1	TS7PK24Z	\$205	TS7PK24ZN	\$216
30"	2	TS7PK30Z	\$205	TS7PK30ZN	\$216
36"	2	TS7PK36Z	\$205	TS7PK36ZN	\$216
42"	2	TS7PK42Z	\$205	TS7PK42ZN	\$216
48"	2	TS7PK48Z	\$205	TS7PK48ZN	\$216
60"	4	TS7PK60Z	\$311	TS7PK60ZN	\$321
72"	4	TS7PK72Z	\$311	TS7PK72ZN	\$321

Pass-Through Powerkits

SIN 711.1



Standard Includes	Required to Specify
<ul style="list-style-type: none"> Powerkit to accommodate modular receptacles on both sides: black plastic Supporting power tray: black paint Harness with modular connectors 	Style number

Specification Information

Width	Number of Duplex Receptacles Per Side	Pass-Through Powerkits		Non-PVC Pass-Through Powerkits	
		Style Number	Price	Style Number	Price
:	:	:	:	:	:

4-Circuit, 3+1 Wiring Schematic

24"	0	TS7PT24X	\$165	TS7PT24XN	\$175
30"	0	TS7PT30X	\$165	TS7PT30XN	\$175
36"	0	TS7PT36X	\$165	TS7PT36XN	\$175
42"	0	TS7PT42X	\$165	TS7PT42XN	\$175
48"	0	TS7PT48X	\$165	TS7PT48XN	\$175
60"	0	TS7PT60X	\$185	TS7PT60XN	\$197
72"	0	TS7PT72X	\$185	TS7PT72XN	\$197
:	:	:	:	:	:

4-Circuit, 2+2 Wiring Schematic

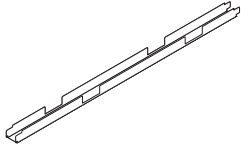
24"	0	TS7PT24Y	\$165	TS7PT24YN	\$175
30"	0	TS7PT30Y	\$165	TS7PT30YN	\$175
36"	0	TS7PT36Y	\$165	TS7PT36YN	\$175
42"	0	TS7PT42Y	\$165	TS7PT42YN	\$175
48"	0	TS7PT48Y	\$165	TS7PT48YN	\$175
60"	0	TS7PT60Y	\$185	TS7PT60YN	\$197
72"	0	TS7PT72Y	\$185	TS7PT72YN	\$197
:	:	:	:	:	:

3-Circuit, Separate Neutrals (3SN) Wiring Schematic

24"	0	TS7PT24Z	\$165	TS7PT24ZN	\$175
30"	0	TS7PT30Z	\$165	TS7PT30ZN	\$175
36"	0	TS7PT36Z	\$165	TS7PT36ZN	\$175
42"	0	TS7PT42Z	\$165	TS7PT42ZN	\$175
48"	0	TS7PT48Z	\$165	TS7PT48ZN	\$175
60"	0	TS7PT60Z	\$185	TS7PT60ZN	\$197
72"	0	TS7PT72Z	\$185	TS7PT72ZN	\$197
:	:	:	:	:	:

Cable Trays

SIN 711.1



Tip: Cables may also be routed in top of powerkit.

Tip: One cable tray can be optioned at no cost when ordering base horizontal frame or panel packages.

Tip: Cable carriers can be added to 24"-72" wide trays.
 ▶ See *Montage Specification Guide* for style number ZCC.

Standard Includes	Required to Specify
• Cable tray: black paint only	Style number

Specification Information

• Dimensions		• Style	• Price
W	H	Number	
24"	2"	TS724CT	\$29
30"	2"	TS730CT	\$31
36"	2"	TS736CT	\$38
42"	2"	TS742CT	\$42
48"	2"	TS748CT	\$49
60"	2"	TS760CT	\$54
72"	2"	TS772CT	\$65

Under Worksurface Cable Manager

Under Worksurface
Cable Manager

SIN 711.1

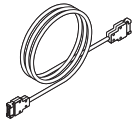


Standard Includes	Required to Specify
<ul style="list-style-type: none">Cable manager: 6249 Platinum Solid	Style number

Specification Information	
Style Number	Price
TSBUWCM	\$5

Modular Harnesses

SIN 711.1



Standard Includes	Required to Specify
• Conduit with two modular connectors: black	Style number

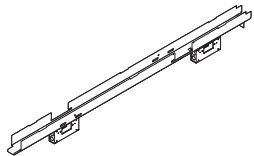
Specification Information

Length	Style Number	Price
4-Circuit, 3+1 Wiring Schematic		
43"	TS743MHX	\$149
80"	TS780MHX	\$199
4-Circuit, 2+2 Wiring Schematic		
43"	TS743MHY	\$149
80"	TS780MHY	\$199
3-Circuit, Separate Neutrals (3SN) Wiring Schematic		
43"	TS743MHZ	\$149
80"	TS780MHZ	\$199

Non-PVC		
Length	Style Number	Price
4-Circuit, 3+1 Wiring Schematic		
43"	TS743MHXN	\$160
80"	TS780MHXN	\$210
4-Circuit, 2+2 Wiring Schematic		
43"	TS743MHYN	\$160
80"	TS780MHYN	\$210
3-Circuit, Separate Neutrals (3SN) Wiring Schematic		
43"	TS743MHZN	\$160
80"	TS780MHZN	\$210

Hardwire Powerkits

SIN 711.1



Tip: Specify hardwire base trims when accessing a hardwire powerkit in the base.

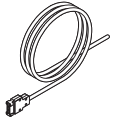
Standard Includes	Required to Specify
<ul style="list-style-type: none"> • Power tray • Junction box(es) • Cover plate(s) 	Style number

Specification Information			
Corresponding Panel Width	Number of Junction Boxes	Style Number	Price
24"	1	TS7CPK24	\$100
30"	2	TS7CPK30	\$100
36"	2	TS7CPK36	\$100
42"	2	TS7CPK42	\$100
48"	2	TS7CPK48	\$100
60"	2	TS7CPK60	\$125
72"	2	TS7CPK72	\$125
:	:	:	:

Multipurpose Power Infeeds and Multipurpose Infeed Conduit Covers

SIN 711.1

Multipurpose Power Infeed



Tip: Utility poles must be specified separately.
 ▶ Page 138

Standard Includes	Required to Specify
<ul style="list-style-type: none"> Multipurpose power infeed with modular connector Insulated color-coded wires for hardwired connection to building power source 	Style number

Specification Information

Specification Information			Non-PVC		
Length	Style Number	Price	Length	Style Number	Price
4-Circuit, 3+1 Wiring Schematic			4-Circuit, 3+1 Wiring Schematic		
6'	TS76UPHX	\$261	6'	TS76UPHXN	\$261
12'	TS712UPHX	\$336	12'	TS712UPHXN	\$347
24'	TS724UPHX	\$487	24'	TS724UPHXN	\$500
⋮	⋮	⋮	⋮	⋮	⋮
4-Circuit, 2+2 Wiring Schematic			4-Circuit, 2+2 Wiring Schematic		
6'	TS76UPHY	\$261	6'	TS76UPHYN	\$261
12'	TS712UPHY	\$336	12'	TS712UPHYN	\$347
24'	TS724UPHY	\$487	24'	TS724UPHYN	\$500
⋮	⋮	⋮	⋮	⋮	⋮
3-Circuit, Separate Neutrals (3SN) Wiring Schematic			3-Circuit, Separate Neutrals (3SN) Wiring Schematic		
6'	TS76UPHZ	\$261	6'	TS76UPHZN	\$261
12'	TS712UPHZ	\$336	12'	TS712UPHZN	\$347
24'	TS724UPHZ	\$487	24'	TS724UPHZN	\$500
⋮	⋮	⋮	⋮	⋮	⋮

Multipurpose Infeed Conduit Covers



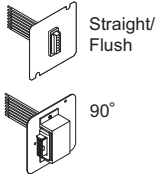
Standard Includes	Required to Specify
<ul style="list-style-type: none"> Power infeed cover: black fabric Cover for 1/2" conduit: black fabric 	Style number

Specification Information

Length	Style Number	Price
6'	TS7BFCC6	\$ 60
12'	TS7BFCC12	\$120
24'	TS7BFCC24	\$240
⋮	⋮	⋮

Junction Box Faceplate—Modular

SIN 711.1



Tip: 90° is an option.

Tip: Modular junction box faceplate connects to a customer supplied 4¹/₁₆" x 4¹/₁₆" square deep junction box.

Standard Includes	Required to Specify
-------------------	---------------------

- | | |
|---|--|
| Standard Includes | Required to Specify |
| <ul style="list-style-type: none"> • Non-PVC straight/flush junction box faceplate | <ul style="list-style-type: none"> 1 Style number 2 Options, if selected (see below) |

	Options	Price	Required to Specify
--	---------	-------	---------------------

Power Schematics	<ul style="list-style-type: none"> • 3+1 • 2+2 • 3SN 	<ul style="list-style-type: none"> No cost No cost No cost 	<ul style="list-style-type: none"> Specify with 3+1. Specify with 2+2. Specify with 3SN.
Faceplate	<ul style="list-style-type: none"> • 90° junction box faceplate 	+\$38	Specify with 90° faceplate.
PVC	<ul style="list-style-type: none"> • PVC junction box faceplate 	-\$10	Specify with PVC.

Specification Information	
---------------------------	--

• Style Number	• Base Price
:	:
:	:
:	:
CQVM	\$69
:	:
:	:

Receptacle

SIN 711.1



15 amp



20 amp

Tip: For steel beam skins, receptacle trim ring required for each power cutout location specified (ordered separately).

Tip: For field cut fabric skins, a faceplate is required (ordered separately).

Standard Includes	Required to Specify
-------------------	---------------------

- Receptacle: plastic

- 1 Style number
 - 2 Plastic color number for receptacle
 - 3 Wiring schematic (see below under Required Selections)
 - 4 Line (see below under Required Selections)
 - 5 Ground type (see below under Required Selections)
 - 6 Amp type (see below under Required Selections)
- ▶ See *Surface Materials*, page 342.

	Required Selections	Price	Required to Specify
--	---------------------	-------	---------------------

Wiring Schematic	• 3+1	No cost	Specify with 3+1.
	• 2+2	No cost	Specify with 2+2.
	• 3SN	No cost	Specify with 3SN.
Line	• Line 1	No cost	Specify with line 1.
	• Line 2	No cost	Specify with line 2.
	• Line 3	No cost	Specify with line 3.
	• Line 4	No cost	Specify with line 4.
Ground Type	• System	No cost	Specify with system ground.
	• Isolated	No cost	Specify with isolated ground.
Amp Type	• 15 amp	No cost	Specify with 15 amp.
	• 20 amp	+\$25	Specify with 20 amp.

Specification Information	
---------------------------	--

• Style Number	• Base Price
•	•
•	•
TS7RC	\$42
•	•

USB Receptacle

SIN 711.1



Tip: For steel beam skins, receptacle trim ring required for each power cutout location specified (ordered separately).

Tip: For field cut fabric skins, a faceplate is required (ordered separately).

Standard Includes	Required to Specify
-------------------	---------------------

- USB receptacle: plastic

- 1 Style number
 - 2 Plastic color number for receptacle
 - 3 Wiring schematic (see below under Required Selections)
 - 4 Line (see below under Required Selections)
- ▶ See *Surface Materials*, page 342.

Required Selections	Price	Required to Specify
---------------------	-------	---------------------

Wiring Schematic

- 3+1 No cost
- 2+2 No cost
- 3SN No cost

- Specify with 3+1.
Specify with 2+2.
Specify with 3SN.

Line

- Line 1 No cost
- Line 2 No cost
- Line 3 No cost
- Line 4 (Available in 3+1 and 2+2 only) No cost

- Specify with line 1.
Specify with line 2.
Specify with line 3.
Specify with line 4.

Specification Information	
---------------------------	--

Style Number	Price
TS7USB	\$100

Blank Cut-Out Cover

SIN 711.1



Tip: For steel beam skins, receptacle trim ring required for each power cutout location specified (ordered separately).

Standard Includes	Required to Specify
-------------------	---------------------

- Cut-out cover: plastic

- 1 Style number
 - 2 Plastic color number for cut-out cover
 - 3 Wiring schematic, if selected (see below under Required Selections)
- ▶ See *Surface Materials*, page 342.

	Required Selections	Price	Required to Specify
--	---------------------	-------	---------------------

Wiring	• 3+1	No cost	Specify with 3+1.
Schematic	• 2+2	No cost	Specify with 2+2.
	• 3SN	No cost	Specify with 3SN.

Specification Information	
---------------------------	--

• Style Number	• Price
•	•
•	•
•	•
TSFBCC	\$10
•	•

Receptacle Trim Ring

Receptacle
Trim Ring

SIN 711.1



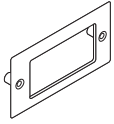
Tip: Receptacle trim ring required for each power cut-out location on steel beam skins.

Standard Includes	Required to Specify
<ul style="list-style-type: none"> Receptacle trim ring: plastic 	<ul style="list-style-type: none"> 1 Style number 2 Plastic color number for receptacle trim ring ▶ See <i>Surface Materials</i>, page 342.

Specification Information	
• Style Number	• Price
TS7RCT	\$11
:	:
:	:

Faceplate

SIN 711.1



Tip: Specify faceplate when accessing power by field cutting fabric beam skins.

Standard Includes	Required to Specify
<ul style="list-style-type: none"> • One faceplate: plastic • Ordered individually 	<ul style="list-style-type: none"> 1 Style number 2 Plastic color number for faceplate: <ul style="list-style-type: none"> 6000 Black 6009 Arctic White 6249 Platinum Solid 6651 Tungsten 6652 Titanium 6654 Sand 6697 Fog 6B03 Red

Specification Information

• Style	• Price
• Number	•
•	•
•	•

Faceplate for Duplex Receptacle and Communications

TS7UFPLATE	\$5
•	•
•	•

Fillers

SIN 711.1

Filler Package – Beam Receptacle



Standard Includes	Required to Specify
<ul style="list-style-type: none"> Package of 20 receptacle fillers: paint 	<ul style="list-style-type: none"> 1 Style number 2 Paint color number for receptacle fillers ▶ See <i>Surface Materials</i>, page 342.

Specification Information

Style Number	Price
TSBRF	\$90
·	·
·	·

Tip: Filler package fills unused receptacle openings.

Filler Package – Data



Standard Includes	Required to Specify
<ul style="list-style-type: none"> Package of 20 data fillers: plastic 	<ul style="list-style-type: none"> 1 Style number 2 Plastic color number for data fillers ▶ See <i>Surface Materials</i>, page 342.

Specification Information

Style Number	Price
TS7DF	\$75
·	·
·	·

Tip: Filler package fills unused data openings.

Sleeves

SIN 711.1

Junction Tall Sleeve



Standard Includes	Required to Specify
<ul style="list-style-type: none"> Package of ten sleeves: red only 	Style number

Specification Information

• Style Number	• Price
TS7JTSLVE	\$68

Feed-Through Horizontal Cable Sleeves



Standard Includes	Required to Specify
<ul style="list-style-type: none"> Package of 25 sleeves: black plastic 	Style number

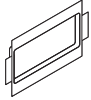
Specification Information

• Style Number	• Price
TS7FSLVE	\$97

Grommets

SIN 711.1

Grommets for Vertical Junctions (manufactured prior to October 2011) and Horizontal Connecting Bars



Tip: Grommets can be used on power trays and cable trays.

Standard Includes	Required to Specify
<ul style="list-style-type: none"> Package of 25 grommets: black plastic 	Style number

Specification Information

Style Number	Price
TS7HSLVE	\$98

Grommets for Junction

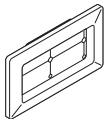


Standard Includes	Required to Specify
<ul style="list-style-type: none"> Package of 25 grommets: black plastic only 	Style number

Specification Information

Style Number	Price
TS7JSLVE	\$98

Duplex Cable Grommets



Standard Includes	Required to Specify
<ul style="list-style-type: none"> Carton of five cable grommets: plastic 	1 Style number 2 Plastic color number for grommets:

- 6000 Black
- 6001 Coffee
- 6612 Grey V2
- 6615 Grey V5
- 6655 Warm White
- 6697 Fog

Specification Information

Style Number	Price
PAB12	\$17

Specifying Answer Beam Supports

► For more detailed product information, see the *Answer Beam and Answer Fence Specification Guide* or consult your Steelcase dealer.

Answer Beam Stanchion Supports (SIN 711.1)	336
Beam-Mounted Universal Systems Worksurface Supports (SIN 711.1)	340

Answer Beam Stanchion Supports

SIN 711.1

Standard Includes	Required to Specify
<ul style="list-style-type: none">Stanchions, quantity of two: 4799 Platinum MetallicHardware kit	Style number

Specification Information

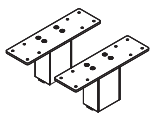
Style Number	Price
--------------	-------

Single Sided

TSBSTS	\$187
--------	-------

Double Sided/Centered

TSBSTC	\$187
--------	-------



Mid-Storage Supports

SIN 711.2

Standard Includes	Required to Specify
<ul style="list-style-type: none"> Mid-storage support: 4799 Platinum Metallic Attachment hardware 	Style number

Specification Information

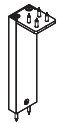
• Aligned Height with Organizer	• Aligned Height with Overhead	• Support Height	• Style Number	• Price

For Use with 1.5-High Universal Laminate Storage

42"	48"	10½"	TSB15H	\$300
:	:	:	:	:

For Use with Two-High Universal Laminate Storage or Worksurface

42"	48"	4½"	TSB2H	\$300
:	:	:	:	:



Storage-to-Beam Connectors

For Use With Fabric or Steel Skins

SIN 711.2

Tip: Only for use with Universal laminate storage.

Standard Includes	Required to Specify
<ul style="list-style-type: none"> • Connector: black paint • Attachment hardware 	Style number

Specification Information

Height	Style Number	Price

Low Storage-to-Beam Connectors for One-High Storage

Left-Hand

10 ³ / ₁₆ "	UFLLOWLHBTKHS	\$86
-----------------------------------	----------------------	------

Right-Hand

10 ³ / ₁₆ "	UFLLOWRHBTKHS	\$86
-----------------------------------	----------------------	------



Medium Storage-to-Beam Connectors for 1.5-High and 2-High Storage

Left-Hand

16 ³ / ₈ "	UFLMEDLHBTKHS	\$86
----------------------------------	----------------------	------

Right-Hand

16 ³ / ₈ "	UFLMEDRHBTKHS	\$86
----------------------------------	----------------------	------



Recessed Back-to-Beam Connectors for One-High Storage

Left-Hand

10 ³ / ₁₆ "	UFLLOWLHRBTKHS	\$86
-----------------------------------	-----------------------	------

Right-Hand

10 ³ / ₁₆ "	UFLLOWRHRBTKHS	\$86
-----------------------------------	-----------------------	------



Tip: Recessed back-to-beam connectors should be used with storage with recessed back.

Recessed Back-to-Beam Connectors for 1.5-High and 2-High Storage

Left-Hand

16 ³ / ₈ "	UFLMEDLHRBTKHS	\$86
----------------------------------	-----------------------	------

Right-Hand

16 ³ / ₈ "	UFLMEDRHRBTKHS	\$86
----------------------------------	-----------------------	------



Tip: Recessed back-to-beam connectors should be used with storage with recessed back.

Storage-to-Beam Connectors

For Use with Laminate or Wood Skins

SIN 711.2

Tip: Only for use with Universal laminate storage.



Tip: Recessed back-to-beam connectors should be used with storage with recessed back.



Tip: Recessed back-to-beam connectors should be used with storage with recessed back.

Standard Includes	Required to Specify
<ul style="list-style-type: none"> • Connector: black paint • Attachment hardware 	Style number

Specification Information

Height	Style Number	Price
:	:	:
:	:	:

Low Storage-to-Beam Connectors for One-High Storage

Left-Hand

10 ³ / ₁₆ "	UFLLOWLHBLW	\$86
-----------------------------------	--------------------	------

Right-Hand

10 ³ / ₁₆ "	UFLLOWRHBLW	\$86
-----------------------------------	--------------------	------

Medium Storage-to-Beam Connectors for 1.5-High and 2-High Storage

Left-Hand

16 ³ / ₈ "	UFLMEDLHBLW	\$86
----------------------------------	--------------------	------

Right-Hand

16 ³ / ₈ "	UFLMEDRHBLW	\$86
----------------------------------	--------------------	------

Recessed Back-to-Beam Connectors for One-High Storage

Left-Hand

10 ³ / ₁₆ "	UFLLOWLHRBLW	\$86
-----------------------------------	---------------------	------

Right-Hand

10 ³ / ₁₆ "	UFLLOWRHRBLW	\$86
-----------------------------------	---------------------	------

Recessed Back-to-Beam Connectors for 1.5-High and 2-High Storage

Left-Hand

16 ³ / ₈ "	UFLMEDLHRBLW	\$86
----------------------------------	---------------------	------

Right-Hand

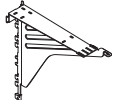
16 ³ / ₈ "	UFLMEDRHRBLW	\$86
----------------------------------	---------------------	------

Beam-Mounted Universal Systems Worksurface Supports

For Use with Answer Beam

SIN 711.1

Cantilevers



Tip: Answer beam junctions can accommodate only one cantilever at a seam.

Tip: 30"D straight cantilevered worksurfaces require additional floor support along the front edge, such as a pedestal or post leg.

Standard Includes	Required to Specify
-------------------	---------------------

- Cantilever: paint
- Tie plate
- Attachment hardware

- 1 Style number
- 2 Paint color number for cantilever
- ▶ See *Surface Materials*, page 342.

Specification Information	
---------------------------	--

• Style Number	• Price

Beam On-Module Cantilever

TSBUCANT	\$105

Worksurface-to-Beam Tether Brackets

Standard Includes	Required to Specify
-------------------	---------------------

- Tether brackets: 4799 Platinum
- Attachment hardware

Style number

Specification Information	
---------------------------	--

• Style Number	• Price

Single

TSBTB1	\$19

Pair

TSBTB2	\$38



Surface Materials

Surface Materials	342
Specification Guidelines for Directional Fabrics	346

Surface Materials

This listing includes all the surface material choices that are **This listing** includes all the surface material choices that are available for the products in this specification guide.

Resources

For more information about surface materials, refer to the following resources:

Additional surface materials specification tools are available to assist you in the specification process—the Surface Materials Binders.

Surface Materials Binders

- Surface Materials Reference Manual
- A complete set of swatch cards for hard surfaces, vertical surface fabrics, and seating upholstery

Paint

Tip: All products may not be available in all colors listed below.

Steelcase Surfaces

Price Group 1

Smooth Paint

4242 Milk

Textured Paint

7207 Black
7225 Sand
7236 Fog
7237 Slate
7238 Fieldstone
7239 Midnight
7241 Arctic White
7243 Seagull
7250 Sterling Dark Solid
7278 Dark Bronze
7360 Merle

Price Group 2

Smooth Metallic Paint

4728 Nickel Metallic
4743 Mineral Metallic
4744 Pearl Metallic
4750 Champagne Metallic
4752 Steel Metallic
4788 Gold Dust Metallic
4798 Sterling Metallic
4799 Platinum Metallic
4803 Near Black Metallic

Textured Metallic Paint

7245 Carbon Metallic
7246 Midnight Metallic

Smooth Paint

0835 Black
4604 Driftwood
4700 Warm White

Select Surfaces

Price Group 3

Accent paint

Accent paints allow you to choose from a pre-matched color palette of trend driven colors. Refer to the *Surface Materials Reference Manual* for more information.

Lux Coatings

4B20 Obsidian
4B22 Matte Brass
4B23 Burnished Bronze
4B24 Night Bronze
4B25 Matte Copper
4B26 Smoked Mica
4B27 Blue Steel
4B28 Silver Lilac
4B29 Cast Iron
4B30 Bright Gold

Custom Surfaces

Price Group 3

PerfectMatch

PerfectMatch is a service that allows you to create your own paint color. Refer to the *Surface Materials Reference Manual* for more information about this program.

Laminate

Steelcase Surfaces

High-Pressure Laminate

Price Group 1

Fiber Laminate

2850 Vanadium Fiber
2851 Rhyme Fiber
2852 Tungsten Fiber
2854 Vellum Fiber
2859 Novell Fiber
2860 Granite Fiber
2861 Coconut Fiber
2862 Stucco Fiber

Metallic Laminate

2503 Brushed Silver*

Micro Laminate

2920 Marl Micro
2921 Gypsum Micro
2922 Clay Micro
2923 Shadow Micro

Patina Laminate

2870 Blonde Bronze Patina
2871 Blackened Bronze Patina
2873 Instant Iron Patina

Solid Laminate

2722 Cream
2730 Arctic White
2746 Black
2759 Warm White
2811 Mist
2883 Seagull
2884 Milk
2885 Dune
2HMG Merle

Speckle Laminate

2820 Coffee Speckle
2822 Woodrose Speckle
2823 Driftwood Speckle
2824 Smoke Speckle
2825 Vanadium Speckle
*Not available on Universal worksurfaces or boundary screens.

Tip: Some wood veneer finishes and woodgrain laminates share the same name. Because of the difference in materials, veneers and laminates of the same name are not an exact match but do coordinate with each other.

Woodgrain Laminate

2406 Clear Cherry
2409 Clear Maple
2410 Graphite Walnut
2412 Natural Cherry
2422 Medium Cherry
2511 Winter on Maple
2535 Virginia Walnut
2536 Blackwood
2538 Clear Walnut
2539 Warm Oak
2592 Blonde on Maple
2714 Natural Walnut
2772 Medium Mahogany on Walnut
2HAK Clear Oak
2HAN Ash Noce
2HAT Acacia
2HAW Ash Wenge
2HBN Bisque Noce
2HBW Bisque Wenge
2HCN Clay Noce
2HCW Clay Wenge
2HSN Storm Noce
2HSW Storm Wenge

Tip: Woodgrain Laminates and the turnstone Laminate Collection are not available as matched sets. The grain patterns will not align. These are not recommended for fully segmented skin applications.

turnstone Laminate Collection

A selection of laminates and edge bands in this collection are available on Steelcase brand products. This collection is available with standard leadtimes and supported like standard laminates to help make ordering easy. Please see the turnstone section of village.steelcase.com for swatching information.

2535 Virginia Walnut
2536 Blackwood
2612 Marbled Maple
2614 Chocolate Walnut
2615 Marbled Cherry

Tip: turnstone Laminate Collection are not available on doors or bullnose laminate storage tops.

Select Surfaces

High-Pressure Laminate

Price Group 1

Textured Woodgrain Laminate

2TH2 Fawn Cypress
2TH3 Weathered Char
2TH4 Saddle Oak
2TH5 Veranda Teak
2TH6 Persian Cherry
2TH7 Walnut Heights

Price Group 2

Textured Industrial Laminate

2UH1 Reclaimed Aggregate
2UH2 Reclaimed Gravel
2UH4 Cement
2UH6 Sheetrock

Steelcase Surfaces

Low-Pressure Laminate

Fiber Laminate

2L50 Vanadium Fiber LPL
2L52 Tungsten Fiber LPL

Metallic Laminate

2L03 Brushed Silver LPL

Solid Laminate

247L Black V2 LPL
2L30 Arctic White LPL
2L83 Seagull LPL
2L84 Milk LPL
2L85 Dune LPL
2HMG Merle LPL

Woodgrain Laminate

25L1 Winter on Maple LPL
25L5 Virginia Walnut LPL
25L6 Blackwood LPL
25L8 Clear Walnut LPL
25L9 Warm Oak LPL
262L Marbled Maple LPL
264L Chocolate Walnut LPL
267L Marbled Cherry V2 LPL
26L1 Natural Cherry V2 LPL
2L09 Clear Maple LPL
2LAK Clear Oak LPL
2LAN Ash Noce LPL
2LAT Acacia LPL
2LAW Ash Wenge LPL
2LBN Bisque Noce LPL
2LBW Bisque Wenge LPL
2LCN Clay Noce LPL
2LCW Clay Wenge LPL
2LSN Storm Noce LPL
2LSW Storm Wenge LPL

Custom Surfaces**Open Line Laminate (OLL)**

This service allows you to order non-standard laminate at an additional processing fee of \$69 per unit, plus the cost of the laminate.

High-Pressure Laminate pricing does not include premium or digitally printed patterns from any suppliers. Laminate cost may also vary for basic or standard laminates from other suppliers. Please contact the OLL consultant at 616.475.2426 for pricing. The cost of the laminate will be added to your invoice as a separate line on the acknowledgement.

When processing orders for Open Line laminate on Universal worksurfaces and Universal Storage tops, specify 2900 in the laminate finish field and enter the OLL manufacturer information. Enter the required edge finish as you would a standard laminate.

Laminate Approval and Material

Requirements To confirm whether a particular laminate has already been tested for use on a specific Steelcase product or to determine material square foot requirements:

- Visit www.steelcase.com

For additional information, refer to the *Steelcase Surface Materials Reference Manual*.

Wood

Applies to:

- Boundary screens

Steelcase carefully selects veneer and solid wood for consistent color and grain structure. Wood is a natural material and variations will occur in color, grain and texture. These variations are part of the inherent natural beauty of wood and are not considered defects.

All wood products will darken with age and exposure to ultraviolet light. This is especially apparent with cherry and maple veneer. We recommend that desk accessories be rearranged periodically to ensure even aging of wood surfaces.

When storing your wood furniture, please follow the following guidelines:

- Do not store products in trailers
- Store products in areas that simulate office temperatures (60°F to 90°F)
- Store products in areas that maintain constant, office-like humidity levels
- Keep product away from light. Cover products to make sure they are not exposed to light.

Steelcase Surfaces**Veneer**

Veneers are matched for proper balance and consistency. Veneers are available flat cut or quarter cut, except for Oak, which is rift cut. Refer to the *Surface Materials Reference Manual* for descriptions of each cut.

Open-pore finish is a medium gloss finish that leaves the wood grain texture visible to the eye and distinguishable to the touch.

Flat-cut open-pore finish choices**Wood Group 1**

- 3062 FC/OP Graphite Walnut
- 3402 FC/OP Clear Cherry (Aged)
- 3412 FC/OP Natural Cherry
- 3422 FC/OP Medium Cherry
- 3522 FC/OP Clear Maple*
- 3572 FC/OP Amber on Maple
- 3592 FC/OP Blonde on Maple
- 3702 FC/OP Clear Walnut
- 3712 FC/OP Natural Walnut
- 3722 FC/OP Dark Mahogany on Walnut
- 3752 FC/OP Medium Walnut
- 3762 FC/OP Dark Walnut
- 3772 FC/OP Medium Mahogany on Walnut

Quarter-cut open-pore finish choices**Wood Group 1**

- 3042 QC/OP Ash*
- 3222 QC/OP Clear Maple*
- 3272 QC/OP Amber on Maple
- 3292 QC/OP Blonde on Maple
- 3302 QC/OP Clear Walnut
- 3312 QC/OP Natural Walnut
- 3322 QC/OP Dark Mahogany on Walnut
- 3352 QC/OP Medium Walnut
- 3362 QC/OP Dark Walnut
- 3372 QC/OP Medium Mahogany on Walnut
- 3382 QC/OP Graphite Walnut

Rift-cut open-pore finish choices**Wood Group 1**

- 3602 RC/OP Desert Oak
- 3612 RC/OP Warm Oak
- 3692 RC/OP Espresso Oak

Full-fill finish is a medium-gloss finish that completely fills the grain texture, yet allows the grain pattern to be seen. The wood has a lustrous, satiny look, and it is smooth to the touch. This finish is available on the wood worksurface or field-installed top only.

Flat-cut full-fill finish choices**Wood Group 1**

- 3064 FC/FF Graphite Walnut
- 3404 FC/FF Clear Cherry (Aged)
- 3414 FC/FF Natural Cherry
- 3424 FC/FF Medium Cherry
- 3524 FC/FF Clear Maple*
- 3544 FC/FF Blonde on Maple
- 3574 FC/FF Amber on Maple
- 3704 FC/FF Clear Walnut
- 3714 FC/FF Natural Walnut
- 3724 FC/FF Dark Mahogany on Walnut
- 3754 FC/FF Medium Walnut
- 3764 FC/FF Dark Walnut
- 3774 FC/FF Medium Mahogany on Walnut

Quarter-cut full-fill finish choices**Wood Group 1**

- 3224 QC/FF Clear Maple*
- 3274 QC/FF Amber on Maple
- 3294 QC/FF Blonde on Maple
- 3304 QC/FF Clear Walnut
- 3314 QC/FF Natural Walnut
- 3324 QC/FF Dark Mahogany on Walnut
- 3354 QC/FF Medium Walnut
- 3364 QC/FF Dark Walnut
- 3374 QC/FF Medium Mahogany on Walnut
- 3384 QC/FF Graphite Walnut

Rift-cut full-fill finish choices**Wood Group 1**

- 3604 RC/FF Desert Oak
- 3614 RC/FF Warm Oak
- 3694 RC/FF Espresso Oak

**To ensure an understanding of the color ranges and characteristic variations of natural veneer, a sign-off sheet is required prior to orders being accepted for this clear-coat finish. The sign-off sheet is available through Steelcase advertising stock. Please use form number 09-0000756 for 3042, 05-0001370 for 3222 and 3224.*

Premium Veneers

A selection of Premium veneers in this collection are available on most Steelcase brand products. The collection will be available as close to standard leadtimes as possible. However, because adequate supplies of veneer and solids must be secured, all orders will be scheduled individually. Leadtimes will vary based on Premium veneer and Premium solids availability at the time the order is placed. The collection is Graded-In as Wood Group 2 and Wood Group 3, and supported like standard veneers to make ordering easy. Please see the Steelcase surface materials section on village.steelcase.com for sample information and product line availability. All premium veneers are in clear-coat.

Quarter-cut open-pore finish choices**Wood Group 2**

- 3032 QC/OP Dark Thin Line Bamboo
- 3052 QC/OP Ribbon Sapele

Wood Group 3

- 3832 QC/OP Figured Anegre
 - 3842 QC/OP Figured Makore
- Tip: Full-fill finish is not available on premium veneers as a standard. To ensure an understanding of the color ranges and characteristic variations of natural veneer, a sign-off sheet is required prior to orders being accepted for this clear-coat finish. The sign-off sheet is available through Steelcase advertising stock. Please use form number 09-0000755 for 3032, form number 09-0000757 for 3052, form number 09-0000758 for 3832, and form number 09-0000759 for 3842.*

Surface Materials, continued

Select Surfaces

For information on products within Select Surfaces, including accent paints and fabrics from Designtex, Gabriel, Kvadrat, and Pollack, please refer to the *Surface Materials Reference Manual* or visit steelcase.com/surface-materials under the Select Surfaces section.

Composite Veneer

Composite veneers are an engineered wood intended to create specific grain patterns and characteristics. They are pre-stained and finished with Steelcase's Clarity water-borne UV topcoat, which protects the environment while providing durability and clarity. Only open-pore finishes are available on composite wood. Composite veneer and matching edge bands are available on most Steelcase brand products. Composites, for use as a solid nosing substitute, are not available. Steelcase does not recommend mixing composite veneers with natural solid nosings because composite and natural wood grain and color matching are rarely compatible. Composite veneers are Graded-In as Wood Group 1 pricing.

Flat-cut open-pore finish choices

Wood Group 1

- 3JDX FC/OP Oak Composite
- 3JFX FC/OP Maple Composite
- 3JHX FC/OP Cherry Composite
- 3JXX FC/OP Walnut Composite

Quarter-cut open-pore finish choices

Wood Group 1

- 3F8X QC/OP European Walnut Composite
- 3GAX QC/OP Gold Teak Composite
- 3GFX QC/OP Rosewood Composite
- 3GGX QC/OP Zebano Composite
- 3HGX QC/OP Oak Composite
- 3HVX QC/OP Walnut Composite
- 3JEX QC/OP Maple Composite
- 3JGX QC/OP Cherry Composite
- 3ZNX QC/OP Night Cerused Oak Composite

Natural Veneer

Natural veneer is available in the Select Surfaces offering. Natural veneer may have extended lead-times. Place your order as you normally would for any other finish, calling out the appropriate finish code.

The following finishes are available through the natural veneer offering:

Flat-cut open-pore finish choices

Wood Group 1

- 3342 FC/OP Black Walnut
- 35A2 FC/OP Blanch Maple
- 37A2 FC/OP Thunder Walnut

Wood Group 3

- 3082 FC/OP Washed Walnut

Flat-cut full-fill finish choices

Wood Group 1

- 3734 FC/FF Black Walnut

Wood Group 3

- 3084 FC/FF Washed Walnut

Quarter-cut open-pore finish choices

Wood Group 1

- 32A2 QC/OP Blanch Maple
- 33A2 QC/OP Thunder Walnut
- 3392 QC/OP Black Walnut

Quarter-cut full-fill finish choices

Wood Group 1

- 3394 QC/FF Black Walnut

Rift-cut open-pore finish choices

Wood Group 1

- 36A2 RC/OP Volcanic Oak

Planked Veneer

Planked veneer is available in the Select Surfaces offering. Planked veneer may have extended lead-times. Place your order as you normally would for any other finish, calling out the appropriate finish code.

The following finishes are available through the planked veneer offering:

Wood Group 1

- 3P41 OP Planked Cherry
- 3P51 OP Planked Maple
- 3P61 OP Planked Oak
- 3P71 OP Planked Walnut

Tip: Known for its uniqueness, planked veneer has intentional and natural variations that include, but are not limited to: character marks, grain pattern, color, and natural color aging.

Custom Surfaces

Customiz stain is a service that allows you to create your own stain colors and finishes on standard veneer. Customiz stain color is available on all product lines that offer wood veneer.

A \$500 stain-matching fee applies on CUSTOMIZ requests (Exception: The \$500 fee does not apply on matches to Coalesse standard finishes or for a low-gloss finish request on a standard color). The \$500 fee covers the cost of formulating the Customiz color finish and applies regardless of whether or not an order for product is placed.

In addition, an approval form must be signed to indicate customer acceptance of Customiz match. A \$1,500 initiation fee will be charged prior to first order entry. This initiation fee activates the finish for unlimited use on any Steelcase product for an 18 month time period. After the 18 month time period has lapsed, the Customiz finish may be reactivated for another 18 months for a \$1,000 fee at any point within five years after the \$1,500 initiation fee was paid. If the finish is not reactivated within five years after the \$1,500 initiation fee was paid, the finish will be culled and the customer will need to pay the \$1,500 initiation fee again. All style number related Customiz charges products are no cost as of April 2014. The matching and initiation fees are not discountable.

Customiz stain takes 10 days to formulate. Consult the *Surface Materials Reference Manual* for more information. Custom veneers are also available and must be quoted by Steelcase specials group. Customiz stain on custom veneers takes 2 to 4 weeks to formulate.

Requirements and information on ordering a Customiz stain color are found in the *Surface Materials Reference Manual*.

Plastic

Steelcase Surfaces

Applies to:

- Power receptacles
- 6000 Black
- 6009 Arctic White
- 6249 Platinum Solid
- 6527 Merle
- 6654 Sand
- 6697 Fog
- 6B03 Red

Applies to:

- Power accessories
- 6000 Black
- 6009 Arctic White
- 6249 Platinum Solid
- 6527 Merle
- 6654 Sand
- 6697 Fog

Vertical Surface Fabric

Applies to:

- Hutch kit tackboards

Steelcase Surfaces

Price Group A

Sprite

Price Group 1

- Abacus
- Alloy
- Boccie
- Buzz2
- Charm
- Optic
- Pianista
- Rhythm
- Tinsel

Price Group 2

- Bariolage
- Bouquet
- Code
- Flip: Orbit
- Flip: TexHex
- Fresco
- Milano

Price Group 3

Billiard Multi-Use by Designtex

Upholstery

Applies to:
• Fabric skins

Steelcase Surfaces**Price Group A****Sprite**

5540 Khaki
5541 Snow
5542 Butter
5543 Linen
5544 Sherbet
5545 Powder
5546 Harvest
5547 Sky
5548 Kiwi

Price Group 1**Abacus**

P122 Entasis
P123 Portico
P124 Opus
P125 Cusp
P126 Artifact
P129 Atlas

Alloy

P525 Polar
P526 Skim
P527 Bubbly
P528 Tern
P529 Shore
P530 Asti
P531 Silver
P532 Oxide
P533 Element
P534 Construct
P535 Currency
P536 Iron

Boccie

P200 New Rice
P201 New Almond
P202 New Nutmeg
P203 New Camel
P204 New Opal
P205 New Mist
P206 New Plum
P207 New Lichen
P208 New Spearmint
P209 New Sky

Buzz2

5F03 Tomato
5F04 Red
5F05 Burgundy
5F06 Sky
5F07 Blue
5F08 Navy
5F10 Grape
5F11 Eggplant
5F15 Stone
5F16 Grey
5F17 Black
5G50 Dunegrass
5G51 Sable
5G52 Barley
5G53 Sunrise
5G54 Carrot
5G55 Pumpkin
5G56 Timber
5G57 Rouge
5G58 Chocolate
5G59 Meadow
5G60 Ivy
5G61 Cyan
5G62 Atlantic
5G63 Crocus
5G64 Alpine
5G65 Tornado

Charm

P504 Tint
P505 Shell
P506 Mimosa
P507 Birch
P508 Sparkle
P509 Ginkgo
P510 Debut
P511 Clover
P512 Spicy
P513 Twilight

Era

5ER0 Cobalt
5ER1 Harbor
5ER2 Blue Nickel
5ER3 Pistachio
5ER4 Canary
5ER5 Comet
5ER6 Truffle
5ER7 Saffron
5ER8 Pink Lemonade
5ER9 Onyx
5ES0 Scarlet
5ES1 Lentil
5ES2 Oatmeal
5ES3 Persimmon
5ES4 Sprout
5ES5 Blue Mint
5ES6 Royal Blue
5ES7 Night Owl

Lapel

P409 Cement
P410 Pebble
P411 Beech
P412 Dune
P413 Grain
P414 Sprout
P415 Misty Blue
P416 Maple
P417 Slate

Optic

P540 Hazel
P541 Twinkle
P542 Orion
P543 Seaglass
P544 Shine
P545 Halo
P546 Whiskey
P547 Bath
P548 Whisper
P549 Breezy
P550 Wry
P551 Glimmer

Pianista

P420 Sand
P421 Mist
P422 Rain
P423 Natural
P424 Café
P425 Denim
P426 Carbon
P427 Stone
P428 Flax
P429 Oat
P430 Wheat
P431 Maize

Rhythm

P555 Allegro
P556 Tempo
P557 Refrain
P558 Pitch
P559 Harmony
P560 Melody
P561 Stanza
P562 Opus

Tinsel

P515 Sugar
P516 Lit
P517 Ego
P518 Fizz
P519 Muse
P520 Depth
P521 Bliss
P522 Grow
P523 Dolce
P524 Boost

Price Group 2**Bariolage**

G200 New Etude
G201 New Andante
G202 New Cantata
G203 New Adagio
G205 New Ballata
G206 New Sonata

Bouquet

P165 Hosta
P166 Dundee
P169 Argenta
P170 Hoya
P173 Camomile

Code

5FA1 Fossil
5FA2 Gabbro
5FA3 Reed
5FA4 Bluff
5FA5 Sea Salt
5FA6 Cannon
5FA7 Tussah
5FA8 Mica
5FA9 Ecrú
5FB1 Bamboo

Flip: Orbit

5F85 Mud Pie
5F86 Hummus
5F87 Petoskey
5F88 Pluto
5F89 Papyrus
5F91 Blizzard
5F92 Briquette

Flip: TexHex

5F75 Mud Pie
5F76 Hummus
5F77 Petoskey
5F78 Pluto
5F79 Papyrus
5F97 Blizzard
5F98 Briquette

Fresco

G001 Sandrift
G002 Mistiblu
G003 Faon
G006 Chamoline
G007 Grapenut
G017 Flint

Latch

P600 Seashell
P601 Clam
P602 Eggshell
P603 Zen
P604 Cool Gray
P605 Armor
P606 Sentinel
P607 Rye
P608 Billow
P609 Nimbus

Milano

N002 Delft
N003 Woodland
N004 Sunshadow
N005 Olivine
N012 Teakwood

Price Group 3**Billiard Multi-Use by Designtex**

5H10 Bone
5H11 Poppy
5H12 Tangelo
5H13 Citron
5H14 Avocado
5H15 Hunter
5H16 Indigo
5H17 Mallard
5H18 Teak
5H19 Cumulus
5H20 Pewter
5H21 Gunmetal
5H22 Ink

Select Surfaces

For information on products within Select Surfaces, including accent paints and fabrics from Designtex, Gabriel, Kvadrat, and Pollack, please refer to the *Surface Materials Reference Manual* or visit steelcase.com/surface-materials under the Select Surfaces section.

Custom Surfaces**Price Group COM (Customer's Own Material)****Fabric Approval and Yardage**

To confirm whether a particular COM material has already been tested for use on a specific Steelcase product or to determine actual yardage requirements:

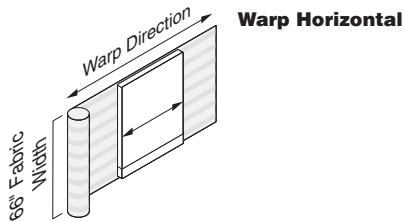
• Visit www.steelcase.com

For additional information regarding Customer's Own Material, call

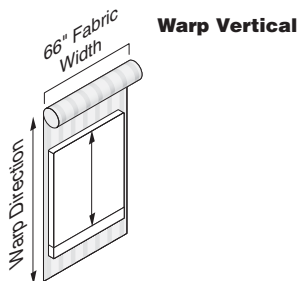
1.888.STEELCASE (1.888.783.3522) or send an e-mail to lineone@steelcase.com.

► See *Surface Materials Reference Manual* for a listing of available seating upholstery colors.

Specification Guidelines for Directional Fabrics



The standard application direction of fabric on Answer panels, skins, and Hutch kit tackboard is warp horizontal. Standard Steelcase fabrics were designed for this application direction.



The optional application direction of fabrics on Answer panels, skins, and Hutch kit tackboard is warp vertical. This is most commonly used on COMs designed for warp vertical application.

For more information about the warp direction of fabrics, see the *Surface Materials Reference Manual*.

Answer Fence

► For more detailed product information, see the *Answer Fence and Answer Fence Specification Guide* or consult your Steelcase dealer.



Statement of Line **348**



Specifying

Answer Fence Junctions (SIN 711.1)	351
Answer Fence Foot (SIN 711.1)	355
Answer Fence Horizontal Packages (SIN 711.1)	356
Answer Fence End-of-Run Junction with Utility Pole (SIN 711.1)	357
Answer Fence Utility Pole—L, T, or X Application (SIN 711.1)	358
Power Harnesses (SIN 711.1)	359
Multipurpose Infeed Conduit Covers (SIN 711.1)	360
Power (SIN 711.1)	361
Answer Fence Boundary Screens (SIN 711.1)	364



Surface Materials **368**

Statement of Line

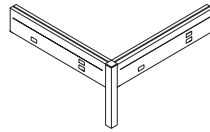
Answer Fence JUNCTIONS



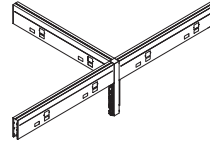
In-Line Fence Junction
Specifying
▶ Page 351



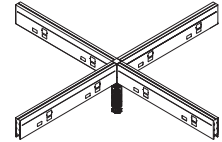
End-of-Run Fence Junction
Specifying
▶ Page 351



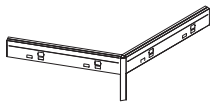
L Fence Junction
Specifying
▶ Page 352



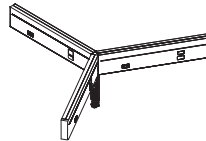
T Fence Junction
Specifying
▶ Page 352



X Fence Junction
Specifying
▶ Page 353

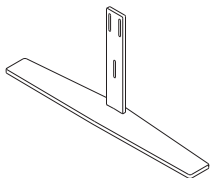


V Fence Junction
Specifying
▶ Page 353



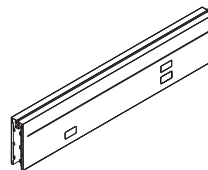
Y Fence Junction
Specifying
▶ Page 354

Answer Fence FOOT



Fence Foot
Specifying
▶ Page 355

Answer Fence HORIZONTAL PACKAGE



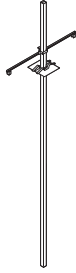
Horizontal Packages
Specifying
▶ Page 356

Answer Fence Utility Poles



End-of-Run Junction with Utility Pole

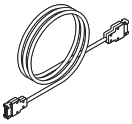
Specifying
▶ Page 357



Utility Pole—L, T, or X Junctions

Specifying
▶ Page 358

Answer Fence Power Distribution and Access



Power Harnesses

Specifying
▶ Page 359



Multipurpose Infeed Conduit Covers

Specifying
▶ Page 360



15 amp



20 amp

Receptacle

Specifying
▶ Page 361



USB Receptacle

Specifying
▶ Page 362



Blank Cut-Out Cover

Specifying
▶ Page 362



Receptacle Trim Ring

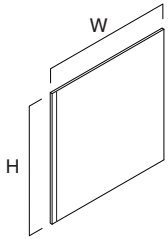
Specifying
▶ Page 363



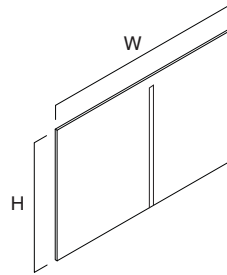
Filler Package—Data

Specifying
▶ Page 363

Straight Boundary Screens



Specifying
▶ Page 364



Specifying
▶ Page 364

Single-Sided Boundary Screens

	27"W	33"W	39"W
42"H	●	●	●
48"H	●	●	●

Spanning Boundary Screens

	51"W	57"W	63"W	69"W	75"W
42"H	●	●	●	●	●
48"H	●	●	●	●	●

Answer Fence Junctions

SIN 711.1

In-Line Fence Junction



Standard Includes	Required to Specify
-------------------	---------------------

- Junction
- Inside vertical trim: paint price group 1
- Aligner

- 1 Style number
 - 2 Paint color number for inside vertical trim
 - 3 Options, if selected (see below)
- ▶ See *Surface Materials*, page 368.

Options	Price	Required to Specify
---------	-------	---------------------

Surface Materials

Inside vertical trim

- Paint price group 1
- Paint price group 2
- Paint price group 3

No cost
+\$11
+\$23

Specify paint color number.
Specify paint color number.
Specify paint color number.

Specification Information

Style Number	Base Price
TSF27IJ	\$74

Answer Fence

End-of-Run Fence Junction



Tip: End-of-run trim adds 1/2" to footprint.

Standard Includes	Required to Specify
-------------------	---------------------

- Junction
- Inside vertical trim: paint price group 1
- Outside vertical trim, if selected: paint price group 1
- Aligner

- 1 Style number
 - 2 Paint color number for inside vertical trim
 - 3 Paint color number for outside vertical trim
 - 4 Options, if selected (see below)
- ▶ See *Surface Materials*, page 368.

Options	Price	Required to Specify
---------	-------	---------------------

Surface Materials

Trim

- Inside vertical trim**
- Paint price group 1
 - Paint price group 2
 - Paint price group 3

No cost
+\$11
+\$23

Specify paint color number.
Specify paint color number.
Specify paint color number.

Outside vertical trim

- Paint price group 1
- Paint price group 2
- Paint price group 3

No cost
+\$11
+\$23

Specify paint color number.
Specify paint color number.
Specify paint color number.

Trim

Omit outside vertical trim

-\$64

Specify *omit outside vertical trim*.

Specification Information

Style Number	Base Price
TSF27EJ	\$104

Answer Fence Junctions, continued

SIN 711.1

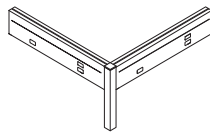
L and T Fence Junctions

Standard Includes	Required to Specify
<ul style="list-style-type: none"> • Junction • Inside corner light seal(s) • Inside vertical trim: paint price group 1 • Outside vertical trim: paint price group 1 • Junction cap: paint to match outside vertical trim • Aligner(s) 	<ol style="list-style-type: none"> 1 Style number 2 Paint color number for inside vertical trim 3 Paint color number for outside vertical trim 4 Options, if selected (see below) <p>▶ See <i>Surface Materials</i>, page 368.</p>

Options	Price	Required to Specify
Surface Materials Trim Inside vertical trim <ul style="list-style-type: none"> • Paint price group 1 • Paint price group 2 • Paint price group 3 	No cost +\$ 9 +\$16	Specify paint color number. Specify paint color number. Specify paint color number.
Outside vertical trim <ul style="list-style-type: none"> • Paint price group 1 • Paint price group 2 • Paint price group 3 	No cost +\$ 9 +\$16	Specify paint color number. Specify paint color number. Specify paint color number.

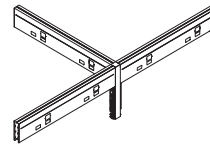
Specification Information

L Junction



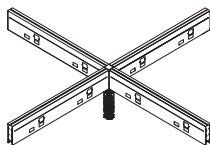
Style Number	Base Price
TSF27LJ	\$162

T Junction



Style Number	Base Price
TSF27TJ	\$162

X Fence Junction



Standard Includes	Required to Specify
-------------------	---------------------

- Junction
- Inside corner light seals
- Inside vertical trim and junction cap: paint price group 1
- Junction cap: paint
- Aligners

- 1 Style number
 - 2 Paint color number for inside vertical trim
 - 3 Paint color number for junction cap
 - 4 Options, if selected (see below)
- ▶ See *Surface Materials*, page 368.

Options	Price	Required to Specify
---------	-------	---------------------

Surface Materials

Inside vertical trim

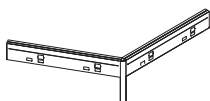
- Paint price group 1
No cost
- Paint price group 2
+\$11
- Paint price group 3
+\$23

- Specify paint color number.
Specify paint color number.
Specify paint color number.

Specification Information	
---------------------------	--

Style Number	Base Price
TSF27XJ	\$162

V Fence Junction



Standard Includes	Required to Specify
-------------------	---------------------

- Junction
- Inside vertical trim: paint price group 1
- Outside vertical trim: paint price group 1
- Junction cap: paint to match outside vertical trim
- Aligner(s)

- 1 Style number
 - 2 Paint color number for inside vertical trim
 - 3 Paint color number for outside vertical trim
 - 4 Options, if selected (see below)
- ▶ See *Surface Materials*, page 368.

Options	Price	Required to Specify
---------	-------	---------------------

Surface Materials

Trim
Inside vertical trim

- Paint price group 1
No cost
- Paint price group 2
+\$ 9
- Paint price group 3
+\$16

- Specify paint color number.
Specify paint color number.
Specify paint color number.

Outside vertical trim

- Paint price group 1
No cost
- Paint price group 2
+\$ 9
- Paint price group 3
+\$16

- Specify paint color number.
Specify paint color number.
Specify paint color number.

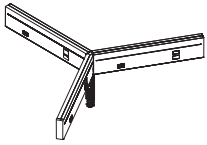
Specification Information	
---------------------------	--

Style Number	Base Price
TSF27VJ	\$247

Answer Fence Junctions, continued

SIN 711.1

Y Fence Junction



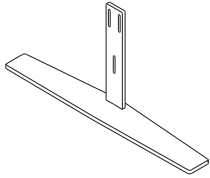
Standard Includes	Required to Specify
<ul style="list-style-type: none"> • Junction • Inside vertical trim and junction cap: paint price group 1 • Junction cap: paint • Aligner(s) 	<ul style="list-style-type: none"> 1 Style number 2 Paint color number for inside vertical trim 3 Paint color number for junction cap 4 Options, if selected (see below) ▶ See <i>Surface Materials</i>, page 368.

Surface Materials	Options	Price	Required to Specify
	Inside vertical trim <ul style="list-style-type: none"> • Paint price group 1 • Paint price group 2 • Paint price group 3 	No cost +\$11 +\$23	Specify paint color number. Specify paint color number. Specify paint color number.

Specification Information	
• Style Number	• Base Price
T5F27YJ	\$247
•	•

Answer Fence Foot

SIN 711.1



Standard Includes	Required to Specify
-------------------	---------------------

- Fence foot: paint price group 1
- Attachment hardware

- 1 Style number
- 2 Paint color number for foot
- 3 Options, if selected (see below)
- ▶ See *Surface Materials*, page 368.

	Options	Price	Required to Specify
--	---------	-------	---------------------

Surface Materials

- | | |
|-----------------------|---------|
| • Paint price group 1 | No cost |
| • Paint price group 2 | +\$11 |
| • Paint price group 3 | +\$23 |

- Specify paint color number.
- Specify paint color number.
- Specify paint color number.

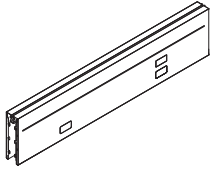
Specification Information	
---------------------------	--

Style Number	Base Price
TSFF	\$200

Answer Fence

Answer Fence Horizontal Packages

SIN 711.1



Tip: Horizontal packages are only available with steel covers.

Tip: Power and data is available only at 20" off the floor.

Tip: For modular power, receptacle trim rings (TS7RCT) must be specified separately at each power cutout location.

Tip: For modular power, receptacles are specified separately and are available in 15 amp, 20 amp, and USB.

Tip: For modular power, specify a blank cut-out cover for cut-out locations where power is not expressed.

Standard Includes	Required to Specify
<ul style="list-style-type: none"> Steel cover, set of two: paint price group 1 Horizontal bar: black paint Powerkit 	<ul style="list-style-type: none"> 1 Style number 2 Paint color number for steel cover 3 Options, if selected (see below) ▶ See <i>Surface Materials</i>, page 368.

Options	Price	Required to Specify
Surface Materials <ul style="list-style-type: none"> Paint price group 1 Paint price group 2 Paint price group 3 	<ul style="list-style-type: none"> No cost +\$ 48 +\$ 80 	<ul style="list-style-type: none"> Specify paint color number. Specify paint color number. Specify paint color number.
Power Schematic <ul style="list-style-type: none"> 4-circuit, 3+1 wiring schematic 4-circuit, 2+2 wiring schematic 3-circuit, separate neutrals (3SN) wiring schematic 48" hardwire 60" hardwire 72" hardwire 	<ul style="list-style-type: none"> No cost No cost No cost -\$105 -\$186 -\$186 	<ul style="list-style-type: none"> Specify with 4-circuit, 3+1 wiring schematic. Specify with 4-circuit, 2+2 wiring schematic. Specify with 3-circuit, separate neutrals (3SN) wiring schematic. Specify with 48" hardwire. Specify with 60" hardwire. Specify with 72" hardwire.
Data Cutout <ul style="list-style-type: none"> Furniture style data NEMA data 	<ul style="list-style-type: none"> No cost No cost 	<ul style="list-style-type: none"> Specify with Furniture style data. Specify with NEMA data.

Specification Information		
Style Number	Width	Base Price
TSF48HS	48"	\$500
TSF60HS	60"	\$640
TSF72HS	72"	\$720
.	.	.

Answer Fence End-of-Run Junction with Utility Pole

SIN 711.1



Tip: Order multipurpose power infeed separately.
▶ Page 360

Standard Includes	Required to Specify
<ul style="list-style-type: none"> Fence end-of-run junction with vertical trim Inside vertical trim: paint price group 1 Upright trim: paint price group 1 Ceiling trim plate: white paint only Mounting brackets 	<ol style="list-style-type: none"> Style number Paint color number for inside vertical trim Paint color number for upright trim Options, if selected (see below) <p>▶ See <i>Surface Materials</i>, page 368.</p>

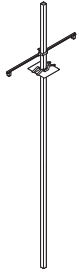
Options	Price	Required to Specify
Surface Materials Trim Inside vertical trim <ul style="list-style-type: none"> Paint price group 1 Paint price group 2 Paint price group 3 	<ul style="list-style-type: none"> No cost +\$ 9 +\$16 	<ul style="list-style-type: none"> Specify paint color number. Specify paint color number. Specify paint color number.
Upright trim <ul style="list-style-type: none"> Paint price group 1 Paint price group 2 Paint price group 3 	<ul style="list-style-type: none"> No cost +\$ 9 +\$16 	<ul style="list-style-type: none"> Specify paint color number. Specify paint color number. Specify paint color number.

Specification Information	
Style Number	Base Price
TSEFERUP	\$392

Answer Fence

Answer Fence Utility Pole—L, T, or X Application

SIN 711.1



Tip: Works with L, T, or X fence junctions.

Tip: Does not include junction. Junction is ordered separately.

Tip: Order multipurpose power infeed separately.
 ▶ See Answer Beam and Answer Fence Specification Guide.

Standard Includes	Required to Specify
-------------------	---------------------

- Utility pole: paint price group 1
- Ceiling trim plate: white paint only
- Mounting brackets

- 1 Style number
 - 2 Paint color number for utility pole
 - 3 Options, if selected (see below)
- ▶ See *Surface Materials*, page 368.

Options	Price	Required to Specify
---------	-------	---------------------

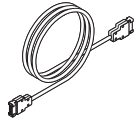
Surface Materials	<ul style="list-style-type: none"> • Paint price group 1 • Paint price group 2 • Paint price group 3 	No cost +\$11 +\$23	Specify paint color number. Specify paint color number. Specify paint color number.
--------------------------	---	---------------------------	---

Specification Information		
Configuration	Style Number	Base Price

L, T, or X junctions	TS7TJUP	\$179
----------------------	----------------	-------

Power Harnesses

SIN 711.1



Tip: 20" length is specified for in-line application; 23" length is specified for L, T, X, V, and Y junctions.

Standard Includes	Required to Specify
<ul style="list-style-type: none"> Conduit with two modular connectors: black 	Style number

Specification Information

Non-PVC

Length	Style Number	Price
:	:	:

4-Circuit, 3+1 Wiring Schematic

20"	TSF20MHXN	\$120
23"	TSF23MHXN	\$120
:	:	:

4-Circuit, 2+2 Wiring Schematic

20"	TSF20MHYN	\$120
23"	TSF23MHYN	\$120
:	:	:

3-Circuit, Separate Neutrals (3SN) Wiring Schematic

20"	TSF20MHZN	\$120
23"	TSF23MHZN	\$120
:	:	:

Answer Fence

Multipurpose Infeed Conduit Covers

SIN 711.1



Standard Includes	Required to Specify
<ul style="list-style-type: none"> • Power infeed cover: black fabric • Cover for 1/2" conduit: black fabric 	Style number

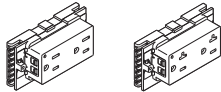
Specification Information

• Length	• Style Number	• Price
6'	TS7BFCC6	\$ 60
12'	TS7BFCC12	\$120
24'	TS7BFCC24	\$240
:	:	:

Power

SIN 711.1

Receptacle



15 amp

20 amp

Tip: Receptacle trim ring required for each power cutout location (ordered separately).

Tip: A receptacle, USB, or blank cut-out cover must be specified at each power cut-out location.

Standard Includes	Required to Specify
-------------------	---------------------

- Receptacle: plastic

- 1 Style number
 - 2 Plastic color number for receptacle
 - 3 Wiring schematic (see below under Required Selections)
 - 4 Line (see below under Required Selections)
 - 5 Ground type (see below under Required Selections)
 - 6 Amp type (see below under Required Selections)
- ▶ See *Surface Materials*, page 368.

	Required Selections	Price	Required to Specify
Wiring Schematic	• 3+1	No cost	Specify with 3+1.
	• 2+2	No cost	Specify with 2+2.
	• 3SN	No cost	Specify with 3SN.
Line	• Line 1	No cost	Specify with line 1.
	• Line 2	No cost	Specify with line 2.
	• Line 3	No cost	Specify with line 3.
	• Line 4	No cost	Specify with line 4.
Ground Type	• System	No cost	Specify with system ground.
	• Isolated	No cost	Specify with isolated ground.
Amp Type	• 15 amp	No cost	Specify with 15 amp.
	• 20 amp	+\$25	Specify with 20 amp.

Specification Information	
---------------------------	--

Style Number	Base Price
TS7RC	\$42
.	.

Answer Fence

SIN 711.1

USB Receptacle



Tip: Receptacle trim ring required for each power cutout location (ordered separately).

Tip: A receptacle, USB, or blank cut-out cover must be specified at each power cut-out location.

Standard Includes **Required to Specify**

- | | |
|---|--|
| <ul style="list-style-type: none"> • USB receptacle: plastic | <ol style="list-style-type: none"> 1 Style number 2 Plastic color number for receptacle 3 Wiring schematic (see below under Required Selections) 4 Line (see below under Required Selections) <p>▶ See <i>Surface Materials</i>, page 368.</p> |
|---|--|

Required Selections **Price** **Required to Specify**

Wiring Schematic	• 3+1	No cost	Specify with 3+1.
	• 2+2	No cost	Specify with 2+2.
	• 3SN	No cost	Specify with 3SN.
Line	• Line 1	No cost	Specify with line 1.
	• Line 2	No cost	Specify with line 2.
	• Line 3	No cost	Specify with line 3.
	• Line 4 (Available in 3+1 and 2+2 only)	No cost	Specify with line 4.

Specification Information

• Style Number	• Price
TS7USB	\$100

Blank Cut-Out Cover



Tip: Receptacle trim ring required for each power cutout location (ordered separately).

Tip: A receptacle, USB, or blank cut-out cover must be specified at each power cut-out location.

Standard Includes **Required to Specify**

- | | |
|--|--|
| <ul style="list-style-type: none"> • Cover cut-out: plastic | <ol style="list-style-type: none"> 1 Style number 2 Plastic color number for cut-out cover 3 Wiring schematic, if selected (see below under Required Selections) <p>▶ See <i>Surface Materials</i>, page 368.</p> |
|--|--|

Required Selections **Price** **Required to Specify**

Wiring Schematic	• 3+1	No cost	Specify with 3+1.
	• 2+2	No cost	Specify with 2+2.
	• 3SN	No cost	Specify with 3SN.

Specification Information

• Style Number	• Price
TSFBCC	\$10

Receptacle Trim Ring



Tip: Receptacle trim ring required for each power cut-out location.

Standard Includes	Required to Specify
-------------------	---------------------

- Receptacle trim ring: plastic

- 1 Style number
- 2 Plastic color number for receptacle trim ring
- ▶ See *Surface Materials*, page 368.

Specification Information	
• Style Number	• Price

TS7RCT	\$11
:	:
:	:

Filler Package – Data



Tip: Filler package fills unused data openings.

Standard Includes	Required to Specify
-------------------	---------------------

- Package of 20 fillers: plastic

- 1 Style number
- 2 Plastic color number for data filler
- ▶ See *Surface Materials*, page 368.

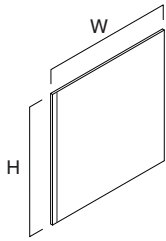
Specification Information	
• Style Number	• Price

TS7DF	\$75
:	:
:	:

Answer Fence Boundary Screens

Straight, Single-Connect

SIN 711.1



Tip: When specifying a boundary screen for Answer fence order end-of-run junction with omit outside vertical trim.

For laminate price group 2 pricing, please refer to the electronic catalog or SmartTools.

Tip: Full-fill finish codes can be used to simplify specification of veneer boundary screens being used in settings with full-fill veneer products. The screen will not have the final fill coat applied, but the finish color will be consistent with the full-fill products.

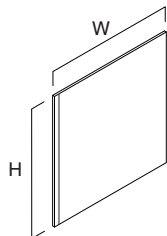
Standard Includes	Required to Specify
<ul style="list-style-type: none"> Screen: High-Pressure Laminate price group 1 or wood group 1 veneer Edge on laminate screen, if selected: plastic Height: 42"H or 48"H Width: <ul style="list-style-type: none"> - Single-sided: 27"W-39"W - Spanning : 51"W-75"W Connecting panel cover: paint price group 1 1/2" adjustable glides Attachment hardware 	<ol style="list-style-type: none"> Style number Screen size type (see below under Required Selections) Screen height(s) Screen width(s) Handedness: on single-sided screens, if selected (see below under Required Selections) High-Pressure Laminate or wood veneer color for screen Plastic color number for edge on laminate screen, if selected Grain direction Paint color number for connecting panel cover Options, if selected (see below) <p>▶ See <i>Surface Materials</i>, page 368.</p>

Required Selections	Price	Required to Specify
Screen Size Type <ul style="list-style-type: none"> Modular Parametric 	No cost No cost	Specify <i>with modular</i> . Specify <i>with parametric</i> .
Handedness (Single-Sided Screens Only) <ul style="list-style-type: none"> Right handed Left handed 	No cost No cost	Specify <i>with single-sided right</i> . Specify <i>with single-sided left</i> .

Options	Price	Required to Specify
Surface Materials <ul style="list-style-type: none"> Screen <ul style="list-style-type: none"> Laminate price group 2 Open Line laminate Wood group 2 Wood group 3 Customiz stain Full-fill finish on wood group 1 veneer 	See information at left +\$136 plus cost of laminate +\$136 +\$484 No cost No cost	Specify laminate color number. ▶ See <i>Surface Materials Reference Manual</i> . Specify wood color number. Specify wood color number. Specify <i>with Customiz stain</i> . Specify full-fill finish number.
Connecting panel cover <ul style="list-style-type: none"> Paint price group 2 Paint price group 3 	+\$ 11 +\$ 23	Specify paint color number. Specify paint color number.
Laminate wood grain direction <ul style="list-style-type: none"> No direction Horizontal Vertical 	No cost No cost No cost	Specify <i>with no direction</i> . Specify <i>with horizontal grain direction</i> . Specify <i>with vertical grain direction</i> .
Wood veneer grain direction <ul style="list-style-type: none"> No direction Horizontal Vertical 	No cost No cost No cost	Specify <i>with no direction</i> . Specify <i>with horizontal grain direction</i> . Specify <i>with vertical grain direction</i> .

Specification Information

Style Number	Dimensions Height	Screen Type	Base Prices							
			Modular Width	27"W	33"W	39"W	51"W	57"W	63"W	69"W
		Parametric Width	27"W – 32 ¹⁵ / ₁₆ "W	33"W – 38 ¹⁵ / ₁₆ "W	39"W – 44 ¹⁵ / ₁₆ "W	51"W – 56 ¹⁵ / ₁₆ "W	57"W – 62 ¹⁵ / ₁₆ "W	63"W – 68 ¹⁵ / ₁₆ "W	69"W – 74 ¹⁵ / ₁₆ "W	75"W



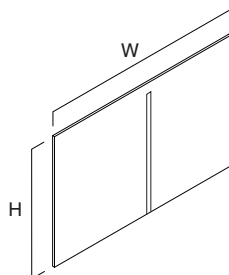
Straight Single-Connect Boundary Screen—Single-Sided

High-Pressure Laminate

TSFSCSSD	Height	27"W	33"W	39"W	51"W	57"W	63"W	69"W	75"W
	42"H	\$543	\$ 666	\$ 789	N.A.	N.A.	N.A.	N.A.	N.A.
	48"H	\$554	\$ 687	\$ 820	N.A.	N.A.	N.A.	N.A.	N.A.

Wood Veneer

TSFSCSSD	Height	27"W	33"W	39"W	51"W	57"W	63"W	69"W	75"W
	42"H	\$830	\$1045	\$1261	N.A.	N.A.	N.A.	N.A.	N.A.
	48"H	\$892	\$1123	\$1353	N.A.	N.A.	N.A.	N.A.	N.A.



Straight Single-Connect Boundary Screen—Spanning

High-Pressure Laminate

TSFSCSPN	Height	27"W	33"W	39"W	51"W	57"W	63"W	69"W	75"W
	42"H	N.A.	N.A.	N.A.	\$1035	\$1158	\$1281	\$1404	\$1527
	48"H	N.A.	N.A.	N.A.	\$1087	\$1220	\$1353	\$1486	\$1620

Wood Veneer

TSFSCSPN	Height	27"W	33"W	39"W	51"W	57"W	63"W	69"W	75"W
	42"H	N.A.	N.A.	N.A.	\$1691	\$1906	\$2122	\$2337	\$2552
	48"H	N.A.	N.A.	N.A.	\$1815	\$2045	\$2276	\$2506	\$2737

Answer Fence

Surface Materials

Surface Materials

368

Surface Materials

Surface Materials

This listing includes all the surface material choices that are available for the products in this specification guide.

Resources

For more information about surface materials, refer to the following resources:

Additional surface materials specification tools are available to assist you in the specification process—the Surface Materials Binders.

The global surface materials palette is a core collection of finishes that is available across multiple geographies (Americas/ EMEA – Europe, Middle East, and Africa/ APAC – Asia Pacific) and on global product lines, where applicable. For a list of finishes included in the offering, see the Surface Materials Reference Manual. Additional details, like product approvals by geography and finish number conversions, can also be found in the Surface Materials Reference Manual or see steelcase.com/surface-materials under the Select Surface section.

Surface Materials Binders

- Surface Materials Reference Manual
- A complete set of swatch cards for hard surfaces, vertical surface fabrics, and seating upholstery

Paint

Tip: All products may not be available in all colors listed below.

Steelcase Surfaces

Price Group 1

Smooth Paint

- 4242 Milk

Textured Paint

- 7207 Black
- 7225 Sand
- 7236 Fog
- 7237 Slate
- 7238 Fieldstone
- 7239 Midnight
- 7241 Arctic White
- 7243 Seagull
- 7250 Sterling Dark Solid
- 7278 Dark Bronze
- 7360 Merle

Price Group 2

Smooth Metallic Paint

- 4728 Nickel Metallic
- 4743 Mineral Metallic
- 4744 Pearl Metallic
- 4750 Champagne Metallic
- 4752 Steel Metallic
- 4788 Gold Dust Metallic
- 4798 Sterling Metallic
- 4799 Platinum Metallic
- 4803 Near Black Metallic

Textured Metallic Paint

- 7245 Carbon Metallic
- 7246 Midnight Metallic

Smooth Paint

- 0835 Black
- 4604 Driftwood
- 4700 Warm White

Select Surfaces

Price Group 3

Accent paint

Accent paints allow you to choose from a pre-matched color palette of trend driven colors. Refer to the *Surface Materials Reference Manual* for more information.

Lux Coatings

- 4B20 Obsidian
- 4B22 Matte Brass
- 4B23 Burnished Bronze
- 4B24 Night Bronze
- 4B25 Matte Copper
- 4B26 Smoked Mica
- 4B27 Blue Steel
- 4B28 Silver Lilac
- 4B29 Cast Iron
- 4B30 Bright Gold

Custom Surfaces

Price Group 3

PerfectMatch

PerfectMatch is a service that allows you to create your own paint color. Refer to the *Surface Materials Reference Manual* for more information about this program.

Laminate

Steelcase Surfaces

High-Pressure Laminate

Price Group 1

Fiber Laminate

- 2850 Vanadium Fiber
- 2851 Rhyme Fiber
- 2852 Tungsten Fiber
- 2854 Vellum Fiber
- 2859 Novell Fiber
- 2860 Granite Fiber
- 2861 Coconut Fiber
- 2862 Stucco Fiber

Metallic Laminate

- 2503 Brushed Silver*

Micro Laminate

- 2920 Marl Micro
- 2921 Gypsum Micro
- 2922 Clay Micro
- 2923 Shadow Micro

Patina Laminate

- 2870 Blonde Bronze Patina
- 2871 Blackened Bronze Patina
- 2873 Instant Iron Patina

Solid Laminate

- 2722 Cream
- 2730 Arctic White
- 2746 Black
- 2759 Warm White
- 2811 Mist
- 2883 Seagull
- 2884 Milk
- 2885 Dune
- 2HMG Merle

Speckle Laminate

- 2820 Coffee Speckle
 - 2822 Woodrose Speckle
 - 2823 Driftwood Speckle
 - 2824 Smoke Speckle
 - 2825 Vanadium Speckle
- *Not available on Universal worksurfaces or boundary screens.

Tip: Some wood veneer finishes and woodgrain laminates share the same name. Because of the difference in materials, veneers and laminates of the same name are not an exact match but do coordinate with each other.

Woodgrain Laminate

- 2406 Clear Cherry
- 2409 Clear Maple
- 2410 Graphite Walnut
- 2412 Natural Cherry
- 2422 Medium Cherry
- 2511 Winter on Maple
- 2535 Virginia Walnut
- 2536 Blackwood
- 2538 Clear Walnut
- 2539 Warm Oak
- 2592 Blonde on Maple
- 2714 Natural Walnut
- 2772 Medium Mahogany on Walnut
- 2HAK Clear Oak
- 2HAN Ash Noce
- 2HAT Acacia
- 2HAW Ash Wenge
- 2HBN Bisque Noce
- 2HBW Bisque Wenge
- 2HCN Clay Noce
- 2HCW Clay Wenge
- 2HSN Storm Noce
- 2HSW Storm Wenge

Tip: Woodgrain Laminates and the turnstone Laminate Collection are not available as matched sets. The grain patterns will not align. These are not recommended for fully segmented skin applications.

turnstone Laminate Collection

A selection of laminates and edge bands in this collection are available on Steelcase brand products. This collection is available with standard leadtimes and supported like standard laminates to help make ordering easy. Please see the turnstone section of village.steelcase.com for swatching information.

- 2535 Virginia Walnut
- 2536 Blackwood
- 2612 Marbled Maple
- 2614 Chocolate Walnut
- 2615 Marbled Cherry

Tip: turnstone Laminate Collection are not available on doors or bullnose laminate storage tops.

Select Surfaces

High-Pressure Laminate

Price Group 1

Textured Woodgrain Laminate

- 2TH2 Fawn Cypress
- 2TH3 Weathered Char
- 2TH4 Saddle Oak
- 2TH5 Veranda Teak
- 2TH6 Persian Cherry
- 2TH7 Walnut Heights

Price Group 2

Textured Industrial Laminate

- 2UH1 Reclaimed Aggregate
- 2UH2 Reclaimed Gravel
- 2UH4 Cement
- 2UH6 Sheetrock

Custom Surfaces

Open Line Laminate (OLL)

This service allows you to order non-standard laminate at an additional processing fee of \$69 per unit, plus the cost of the laminate.

High-Pressure Laminate pricing does not include premium or digitally printed patterns from any suppliers. Laminate cost may also vary for basic or standard laminates from other suppliers. Please contact the OLL consultant at 616.475.2426 for pricing. The cost of the laminate will be added to your invoice as a separate line on the acknowledgement.

When processing orders for Open Line laminate on Universal worksurfaces and Universal Storage tops, specify 2900 in the laminate finish field and enter the OLL manufacturer information. Enter the required edge finish as you would a standard laminate.

Laminate Approval and Material Requirements

To confirm whether a particular laminate has already been tested for use on a specific Steelcase product or to determine material square foot requirements:

- Visit www.steelcase.com

For additional information, refer to the *Steelcase Surface Materials Reference Manual*.

Wood

- Applies to:
- Boundary screens

Steelcase carefully selects veneer and solid wood for consistent color and grain structure. Wood is a natural material and variations will occur in color, grain and texture. These variations are part of the inherent natural beauty of wood and are not considered defects.

All wood products will darken with age and exposure to ultraviolet light. This is especially apparent with cherry and maple veneer. We recommend that desk accessories be rearranged periodically to ensure even aging of wood surfaces.

When storing your wood furniture, please follow the following guidelines:

- Do not store products in trailers
- Store products in areas that simulate office temperatures (60°F to 90°F)
- Store products in areas that maintain constant, office-like humidity levels
- Keep product away from light. Cover products to make sure they are not exposed to light.

Steelcase Surfaces

Veneer

Veneers are matched for proper balance and consistency. Veneers are available flat cut or quarter cut, except for Oak, which is rift cut. Refer to the *Surface Materials Reference Manual* for descriptions of each cut.

Tip: Answer panel wood trims are only available with quarter-cut finishes with the exception of maple finishes. Maple on wood trims is only available with flat-cut finishes. For ordering simplicity, both flat-cut and quarter-cut finishes can be specified on panel trims. However, for all finishes except maple, if a flat-cut finish is selected, the trims will have the coordinating quarter-cut finish. For maple finishes, if quarter-cut is selected, the trims will have the coordinating flat-cut finish.

Blending panel trims with other wood products that have flat-cut finishes may be visually acceptable for most applications. If a more exact match is desired for non-maple finishes, please specify quarter-cut finishes for the entire project. If a more exact match is desired for maple finishes, please specify flat-cut finishes for the entire project.

Open-pore finish is a medium gloss finish that leaves the wood grain texture visible to the eye and distinguishable to the touch.

Flat-cut open-pore finish choices

Wood Group 1

3062	FC/OP Graphite Walnut
3402	FC/OP Clear Cherry (Aged)
3412	FC/OP Natural Cherry
3422	FC/OP Medium Cherry
3522	FC/OP Clear Maple*
3572	FC/OP Amber on Maple
3582	FC/OP Winter on Maple
3592	FC/OP Blonde on Maple
3702	FC/OP Clear Walnut
3712	FC/OP Natural Walnut
3722	FC/OP Dark Mahogany on Walnut
3752	FC/OP Medium Walnut
3762	FC/OP Dark Walnut
3772	FC/OP Medium Mahogany on Walnut

Quarter-cut open-pore finish choices

Wood Group 1

3042	QC/OP Ash*
3222	QC/OP Clear Maple*
3272	QC/OP Amber on Maple
3292	QC/OP Blonde on Maple
3302	QC/OP Clear Walnut
3312	QC/OP Natural Walnut
3322	QC/OP Dark Mahogany on Walnut
3352	QC/OP Medium Walnut
3362	QC/OP Dark Walnut
3372	QC/OP Medium Mahogany on Walnut
3382	QC/OP Graphite Walnut

Rift-cut open-pore finish choices

Wood Group 1

3602	RC/OP Desert Oak
3612	RC/OP Warm Oak
3692	RC/OP Espresso Oak

Full-fill finish is a medium-gloss finish that completely fills the grain texture, yet allows the grain pattern to be seen. The wood has a lustrous, satiny look, and it is smooth to the touch. This finish is available on the wood worksurface or field-installed top only.

Flat-cut full-fill finish choices

Wood Group 1

3064	FC/FF Graphite Walnut
3404	FC/FF Clear Cherry (Aged)
3414	FC/FF Natural Cherry
3424	FC/FF Medium Cherry
3524	FC/FF Clear Maple*
3544	FC/FF Blonde on Maple
3574	FC/FF Amber on Maple
3704	FC/FF Clear Walnut
3714	FC/FF Natural Walnut
3724	FC/FF Dark Mahogany on Walnut
3754	FC/FF Medium Walnut
3764	FC/FF Dark Walnut
3774	FC/FF Medium Mahogany on Walnut

Quarter-cut full-fill finish choices

Wood Group 1

3224	QC/FF Clear Maple*
3274	QC/FF Amber on Maple
3294	QC/FF Blonde on Maple
3304	QC/FF Clear Walnut
3314	QC/FF Natural Walnut
3324	QC/FF Dark Mahogany on Walnut
3354	QC/FF Medium Walnut
3364	QC/FF Dark Walnut
3374	QC/FF Medium Mahogany on Walnut
3384	QC/FF Graphite Walnut

Rift-cut full-fill finish choices

Wood Group 1

3604	RC/FF Desert Oak
3614	RC/FF Warm Oak
3694	RC/FF Espresso Oak

**To ensure an understanding of the color ranges and characteristic variations of natural veneer, a sign-off sheet is required prior to orders being accepted for this clear-coat finish. The sign-off sheet is available through Steelcase advertising stock. Please use form number 09-0000756 for 3042, 05-0001370 for 3222 and 3224.*

Premium Veneers

A selection of Premium veneers in this collection are available on most Steelcase brand products. The collection will be available as close to standard leadtimes as possible. However, because adequate supplies of veneer and solids must be secured, all orders will be scheduled individually. Leadtimes will vary based on Premium veneer and Premium solids availability at the time the order is placed. The collection is Graded-In as Wood Group 2 and Wood Group 3, and supported like standard veneers to make ordering easy. Please see the Steelcase surface materials section on village.steelcase.com for sample information and product line availability. All premium veneers are in clear-coat.

Quarter-cut open-pore finish choices

Wood Group 2

3032	QC/OP Dark Thin Line Bamboo
3052	QC/OP Ribbon Sapele

Wood Group 3

3832	QC/OP Figured Anegre
3842	QC/OP Figured Makore

Tip: Full-fill finish is not available on premium veneers as a standard. To ensure an understanding of the color ranges and characteristic variations of natural veneer, a sign-off sheet is required prior to orders being accepted for this clear-coat finish. The sign-off sheet is available through Steelcase advertising stock. Please use form number 09-0000755 for 3032, form number 09-0000757 for 3052, form number 09-0000758 for 3832, and form number 09-0000759 for 3842.

Surface Materials, continued

Select Surfaces

For information on products within Select Surfaces, including accent paints and fabrics from Designtex, Gabriel, Kvadrat, and Pollack, please refer to the *Surface Materials Reference Manual* or visit steelcase.com/surface-materials under the Select Surfaces section.

Composite Veneer

Composite veneers are an engineered wood intended to create specific grain patterns and characteristics. They are pre-stained and finished with Steelcase's Clarity water-borne UV topcoat, which protects the environment while providing durability and clarity. Only open-pore finishes are available on composite wood. Composite veneer and matching edge bands are available on most Steelcase brand products. Composites, for use as a solid nosing substitute, are not available. Steelcase does not recommend mixing composite veneers with natural solid nosings because composite and natural wood grain and color matching are rarely compatible. Composite veneers are Graded-In as Wood Group 1 pricing.

Flat-cut open-pore finish choices

Wood Group 1

- 3JDX FC/OP Oak Composite
- 3JFX FC/OP Maple Composite
- 3JHX FC/OP Cherry Composite
- 3JJX FC/OP Walnut Composite

Quarter-cut open-pore finish choices

Wood Group 1

- 3F8X QC/OP European Walnut Composite
- 3GAX QC/OP Gold Teak Composite
- 3GFX QC/OP Rosewood Composite
- 3GGX QC/OP Zebrano Composite
- 3HGX QC/OP Oak Composite
- 3HVX QC/OP Walnut Composite
- 3JEX QC/OP Maple Composite
- 3JGX QC/OP Cherry Composite
- 3ZNX QC/OP Night Cerused Oak Composite

Natural Veneer

Natural veneer is available in the Select Surfaces offering. Natural veneer may have extended lead-times. Place your order as you normally would for any other finish, calling out the appropriate finish code.

The following finishes are available through the natural veneer offering:

Flat-cut open-pore finish choices

Wood Group 1

- 3342 FC/OP Black Walnut
- 35A2 FC/OP Blanch Maple
- 37A2 FC/OP Thunder Walnut

Wood Group 3

- 3082 FC/OP Washed Walnut

Flat-cut full-fill finish choices

Wood Group 1

- 3734 FC/FF Black Walnut

Wood Group 3

- 3084 FC/FF Washed Walnut

Quarter-cut open-pore finish choices

Wood Group 1

- 32A2 QC/OP Blanch Maple
- 33A2 QC/OP Thunder Walnut
- 3392 QC/OP Black Walnut

Quarter-cut full-fill finish choices

Wood Group 1

- 3394 QC/FF Black Walnut

Rift-cut open-pore finish choices

Wood Group 1

- 36A2 RC/OP Volcanic Oak

Planked Veneer

Planked veneer is available in the Select Surfaces offering. Planked veneer may have extended leadtimes. Place your order as you normally would for any other finish, calling out the appropriate finish code.

The following finishes are available through the planked veneer offering:

Wood Group 1

- 3P41 OP Planked Cherry
- 3P51 OP Planked Maple
- 3P61 OP Planked Oak
- 3P71 OP Planked Walnut

Tip: Known for its uniqueness, planked veneer has intentional and natural variations that include, but are not limited to: character marks, grain pattern, color, and natural color aging.

Custom Surfaces

Customiz stain is a service that allows you to create your own stain colors and finishes on standard veneer. Customiz stain color is available on all product lines that offer wood veneer.

A \$500 stain-matching fee applies on CUSTOMIZ requests (Exception: The \$500 fee does not apply on matches to Coalesse standard finishes or for a low-gloss finish request on a standard color). The \$500 fee covers the cost of formulating the Customiz color finish and applies regardless of whether or not an order for product is placed.

In addition, an approval form must be signed to indicate customer acceptance of Customiz match. A \$1500 initiation fee will be charged prior to first order entry. This initiation fee activates the finish for unlimited use on any Steelcase product for an 18 month time period. After the 18 month time period has lapsed, the Customiz finish may be reactivated for another 18 months for a \$1000 fee at any point within five years after the \$1500 initiation fee was paid. If the finish is not reactivated within five years after the \$1500 initiation fee was paid, the finish will be culled and the customer will need to pay the \$1500 initiation fee again. All style number related Customiz charges products are no cost as of April 2014. The matching and initiation fees are not discountable.

Customiz stain takes 10 days to formulate.

Consult the *Surface Materials Reference Manual* for more information. Custom veneers are also available and must be quoted by Steelcase specials group. Customiz stain on custom veneers takes 2 to 4 weeks to formulate.

Requirements and information on ordering a Customiz stain color are found in the *Surface Materials Reference Manual*.

Plastic

Steelcase Surfaces

Applies to:

- Power receptacles
- 6000 Black
- 6009 Arctic White
- 6249 Platinum Solid
- 6527 Merle
- 6654 Sand
- 6697 Fog
- 6B03 Red

Applies to:

- Power accessories
- 6000 Black
- 6009 Arctic White
- 6249 Platinum Solid
- 6527 Merle
- 6654 Sand
- 6697 Fog

Universal Worksurface Products

Specifying

Universal Systems Worksurfaces (SIN 711.1)	373
U-Free Desks (SIN 711.1)	469
Universal Tables (SIN 711.1)	487
Worksurface Screens (SIN 711.1/711.2)	515
Worksurface Power and Communication (SIN 711.1)	527

Surface Materials

547

Specifying Universal Systems Worksurfaces



Statement of Line 374



Parametric Straight Worksurfaces (SIN 711.1) 390

Worksurfaces-with 1/2" Cord Drop

Straight Worksurfaces (SIN 711.1)	398
Straight Worksurfaces with Soft Edge Profile (SIN 711.1)	402
120° Straight Worksurfaces (SIN 711.1)	404
Transition Worksurfaces (SIN 711.1)	406
Tapered Worksurfaces (SIN 711.1)	408
Tapered Worksurfaces with Soft Edge Profile (SIN 711.1)	409
Taper-Flat Worksurfaces (SIN 711.1)	410
Single-Tapered Worksurfaces (SIN 711.1)	411
Corner, Flat-Front Worksurfaces (SIN 711.1)	412
Dual Corner, Flat-Front Worksurfaces (SIN 711.1)	413
Corner, Straight-Front Worksurfaces (SIN 711.1)	414
Corner, Curved-Front Worksurfaces (SIN 711.1)	415
Extended Corner, Straight-Front Worksurfaces (SIN 711.1)	416
Extended Corner, Curved-Front Worksurfaces (SIN 711.1)	418
Corner, 120° Worksurfaces (SIN 711.1)	420
Spanner Worksurfaces (SIN 711.1)	421
Angled Peninsula Worksurfaces (SIN 711.1)	422
Linking Peninsula Worksurfaces (SIN 711.1)	423
Jetty Worksurfaces (SIN 711.1)	424
Bubble Jetty Worksurfaces (SIN 711.1)	425
Visitor and Linking Worksurfaces (SIN 711.1)	426

Full-Depth Worksurfaces

Straight Worksurfaces (SIN 711.1)	428
Transition Worksurfaces (SIN 711.1)	430
Tapered Worksurfaces (SIN 711.1)	431
Tapered Worksurfaces with Soft Edge Profile (SIN 711.1)	432
Taper-Flat Worksurfaces (SIN 711.1)	433
Single-Tapered Worksurfaces (SIN 711.1)	434
Corner, Flat-Front Worksurfaces (SIN 711.1)	435
Dual Corner, Flat-Front Worksurfaces (SIN 711.1)	436
Corner, Curved-Front Worksurfaces (SIN 711.1)	437
Extended Corner, Curved-Front Worksurfaces (SIN 711.1)	438
Spanner Worksurfaces (SIN 711.1)	440
Bullet Peninsula Worksurfaces (SIN 711.1)	441
Angled Peninsula Worksurfaces (SIN 711.1)	442
Jetty Worksurfaces (SIN 711.1)	443
Visitor and Linking Worksurfaces (SIN 711.1)	444
Transaction Worksurfaces (SIN 711.1)	446

Power and Data Access Door and Tray (SIN 711.1) 448

Panel-Mounted Worksurface Supports (SIN 711.1) 450

Off-Module Worksurface-to-Panel Connector (SIN 711.1) 457

FrameOne Legs and Supports for Universal Worksurfaces (SIN 711.1) 459

Infills for FrameOne Legs for Universal Worksurfaces (SIN 711.1) 461

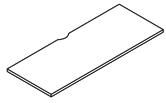
Legs and Columns for Universal Systems Worksurfaces (SIN 711.1) 462

Universal Boundary Screens (SIN 711.1) 466

Statement of Line


Systems Worksurfaces

Worksurface dimensions shown apply to both wood veneer and laminate versions of each worksurface.



Specifying
▶ Page 398

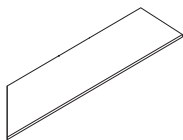
Straight Worksurfaces—with 1/2" Cord Drop



Tip: For P-edge worksurfaces, add 3/8" to 18³/₈", 23¹/₂", and 29¹/₂" depths shown above.

Tip: Modular dimensions displayed, parametric dimensions available in depths from 18" to 36" and widths from 18" to 120" in 1/16" increments both depth and width. ▶ See pages 390–397.

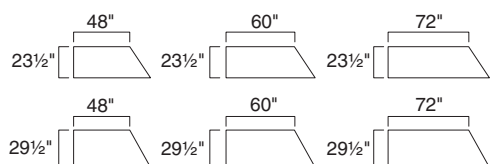
Tip: Worksurfaces greater than 30"D can only be used in freestanding applications.



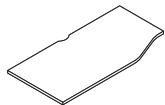
Specifying
▶ Page 404

120° Straight Worksurfaces

With 1/2" Cord Drop

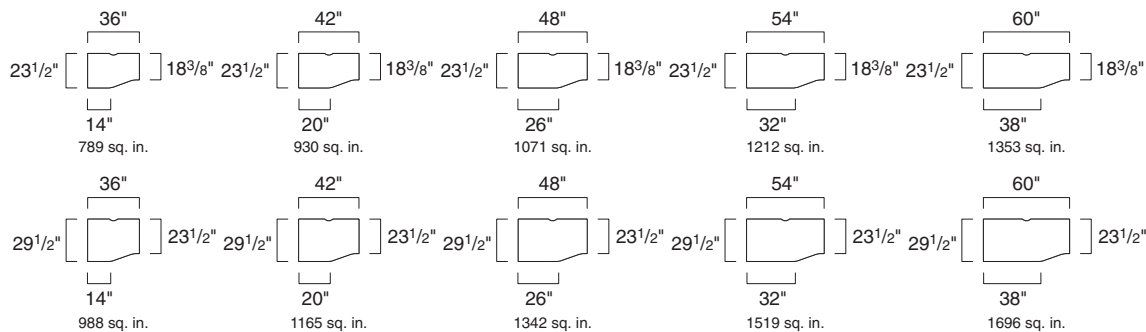


*Left-hand units shown.
Right-hand units available.



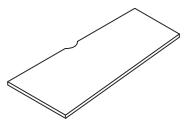
Specifying
▶ Page 406

Transition Worksurfaces—with 1/2" Cord Drop*



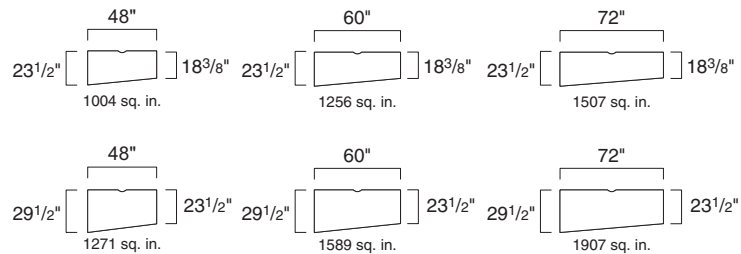
*Left-hand units shown. Right-hand units available.

Tip: For P-edge worksurfaces, add 3/8" to 18 3/8", 23 1/2", and 29 1/2" depths shown above.



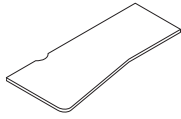
Specifying
▶ Page 408

Tapered Worksurfaces—with 1/2" Cord Drop*

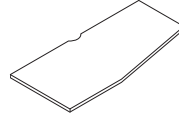


*Left-hand units shown.
Right-hand units available.

Statement of Line Systems Worksurfaces, continued



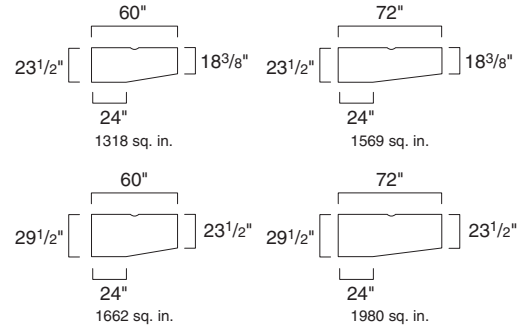
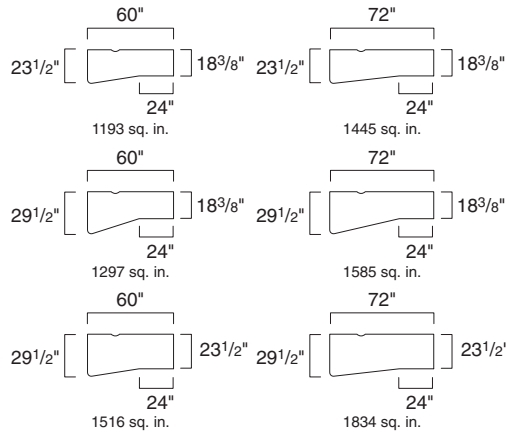
Specifying
▶ Page 410



Specifying
▶ Page 411

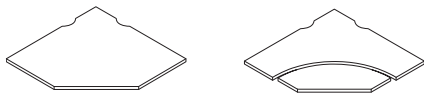
Taper-Flat Worksurfaces—with 1/2" Cord Drop*

Single-Tapered Worksurfaces—with 1/2" Cord Drop*



*Left-hand units shown.
Right-hand units available.

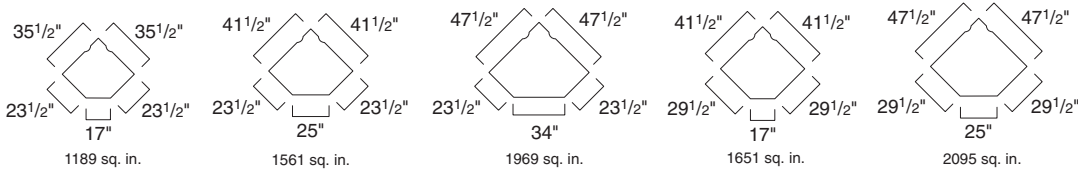
*Left-hand units shown.
Right-hand units available.



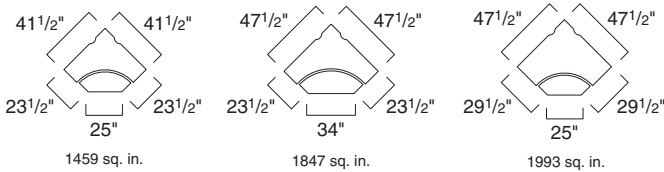
Specifying
▶ Page 412

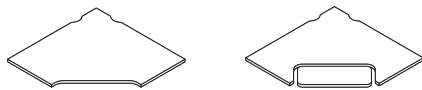
Corner, Flat-Front Worksurfaces—with 1/2" Cord Drop

Corner, Flat-Front Worksurfaces



Dual Corner, Flat-Front Worksurfaces

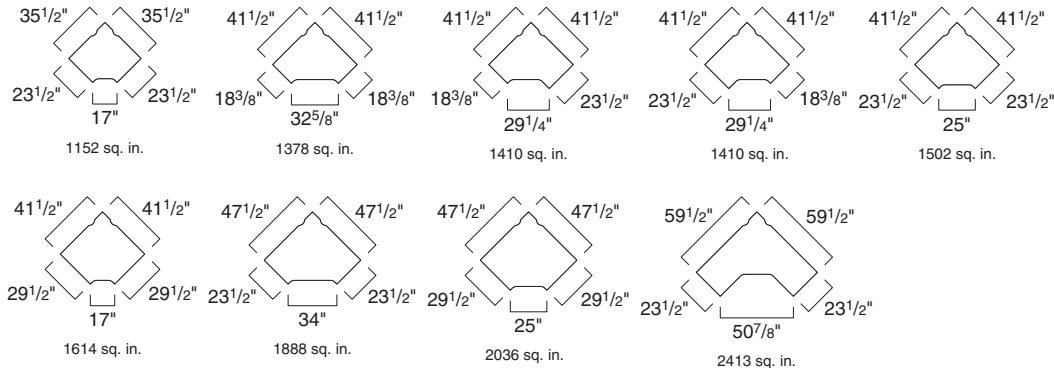




Specifying
▶ Page 414

Corner, Straight-Front Worksurfaces—with 1/2" Cord Drop

Corner, Straight-Front Worksurfaces

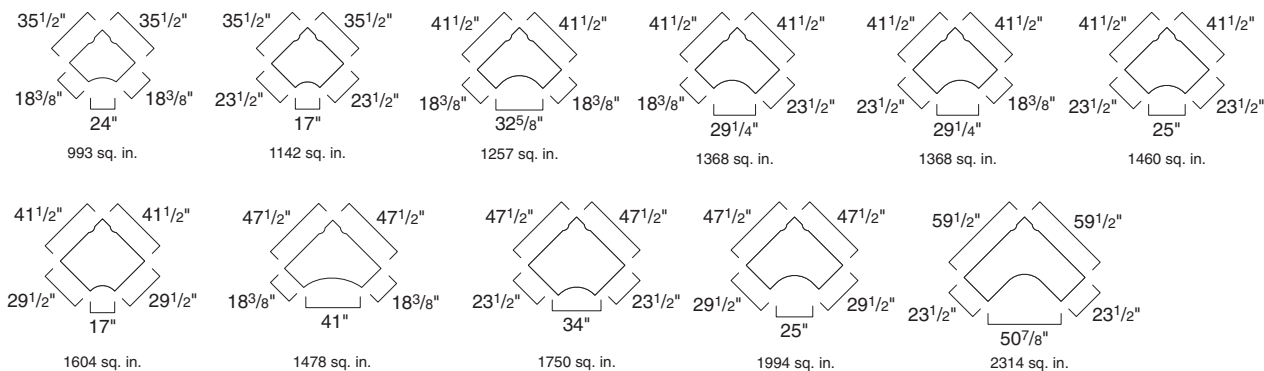


Tip: For P-edge worksurfaces, add 3/8" to 18 3/8", 23 1/2", and 29 1/2" depths shown above.

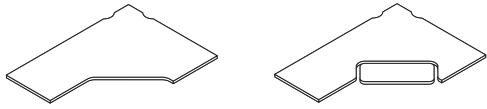


Specifying
▶ Page 415

Corner, Curved-Front Worksurfaces—with 1/2" Cord Drop

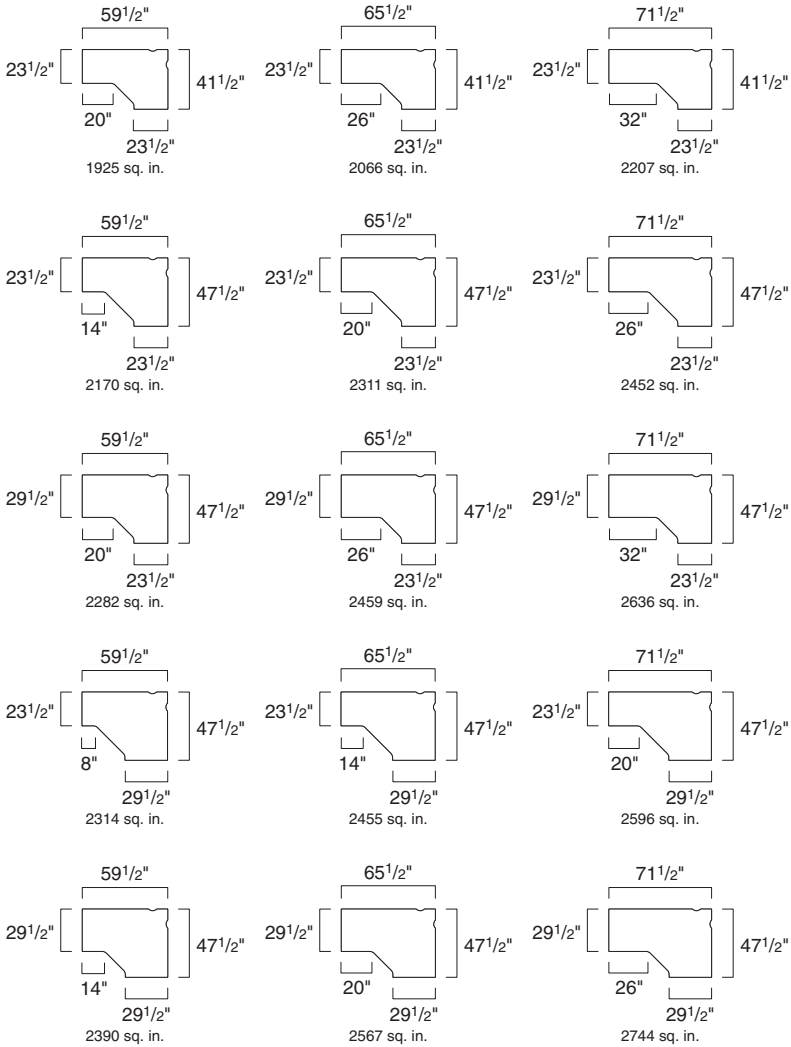


Tip: For P-edge worksurfaces, add 3/8" to 18 3/8", 23 1/2", and 29 1/2" depths shown above.



Extended Corner, Straight-Front Worksurfaces—with 1/2" Cord Drop*

Extended Corner, Straight-Front Worksurfaces

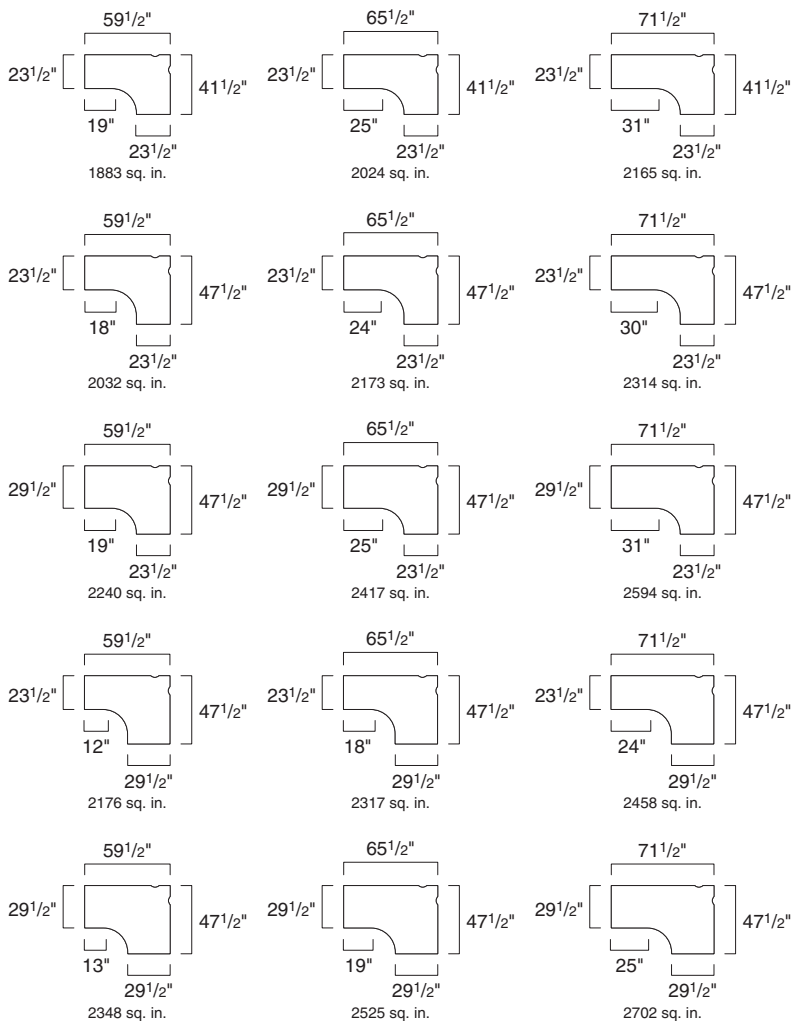


*Left-hand units shown.
Right-hand units available.

Tip: For P-edge worksurfaces, add 3/8" to 23 1/2" and 29 1/2" depths shown at left.



Extended Corner, Curved-Front Worksurfaces—with 1/2" Cord Drop*



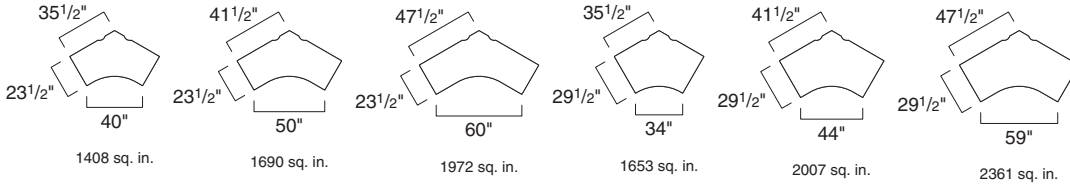
*Left-hand units shown.
Right-hand units available.

Tip: For P-edge worksurfaces, add 3/8" to 23 1/2" and 29 1/2" depths shown at left.

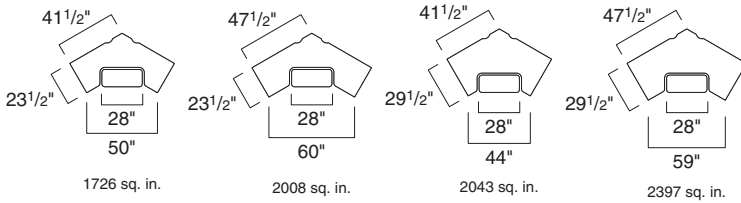


Corner, 120° Worksurfaces—with 1/2" Cord Drop

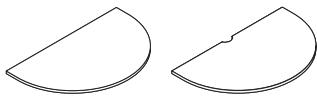
Corner, 120° Worksurfaces



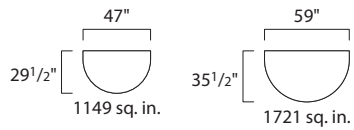
Corner, 120° Worksurfaces with Adjustable Keyboard Shelf



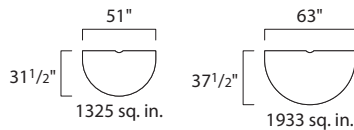
Tip: For P-edge worksurfaces, add 3/8" to 23 1/2" and 29 1/2" depths shown above.



Spanner Worksurfaces



For Freestanding Applications



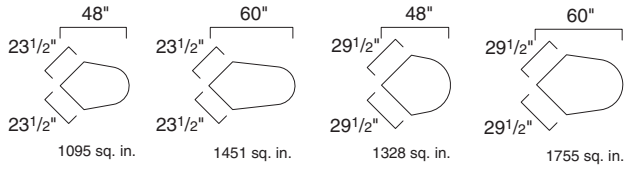
For Panel-Supported Applications

Tip: For P-edge worksurfaces, add 3/8" to depth and 3/4" to width shown above.



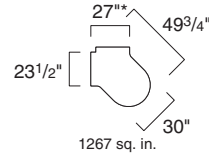
Specifying
▶ Page 422

**Angled Peninsula Worksurfaces—
with 1/2" Cord Drop**



Specifying
▶ Page 423

**Linking Peninsula Worksurfaces—
with 1/2" Cord Drop**



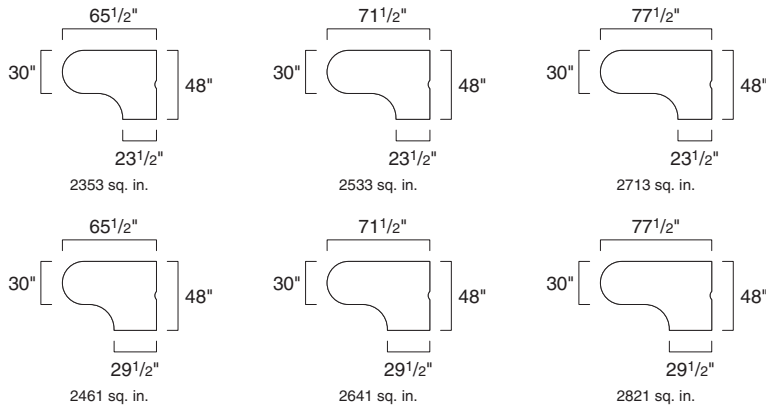
*Dimension includes notch width.

Tip: For P-edge worksurfaces, add 3/8" to 23 1/2" and 27" depths shown above.



Specifying
▶ Page 424

Jetty Worksurfaces—with 1/2" Cord Drop*



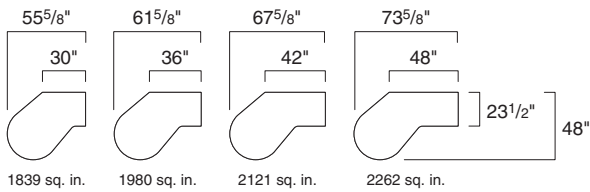
*Left-hand units shown.
Right-hand units available.

Tip: For P-edge worksurfaces, add 3/8" to 23 1/2" and 29 1/2" depths shown at left.



Specifying
▶ Page 425

Bubble Jetty Worksurfaces—with 1/2" Cord Drop*



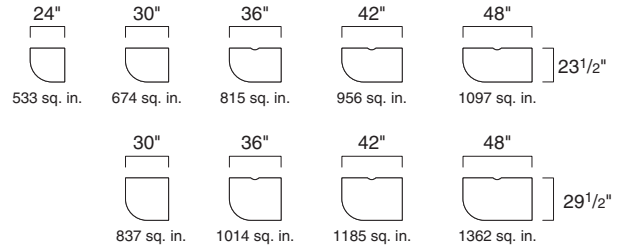
*Left-hand units shown. Right-hand units available.

Tip: For P-edge worksurfaces, add 3/8" to 23¹/₂" depth shown above.



Specifying
▶ Page 426

Visitor Worksurfaces—with 1/2" Cord Drop*



*Left-hand units shown. Right-hand units available.

Tip: For P-edge worksurfaces, add 3/8" to 23¹/₂" and 29¹/₂" depths shown above.

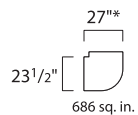
Tip: Wood veneer visitor, curved-front worksurfaces are available in 24"W and 30"W only.

Tip: 24"W and 30"W visitor worksurfaces are not available with cable scallops.



Specifying
▶ Page 426

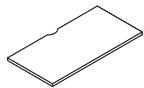
Linking Worksurfaces—with 1/2" Cord Drop*



For use with Answer
and Montage Panels

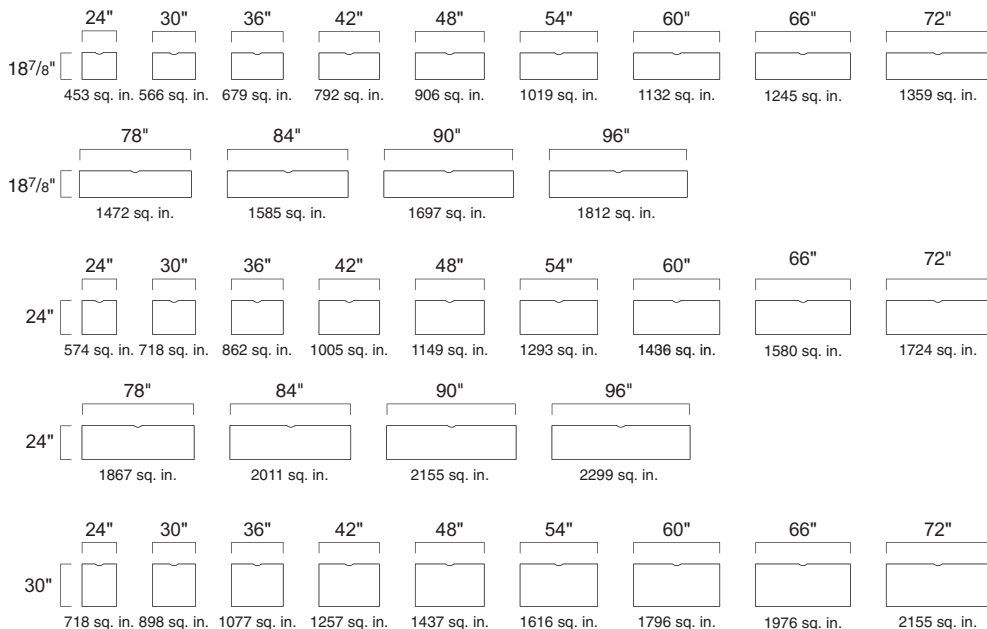
*Dimension includes notch width.

Tip: For P-edge worksurfaces, add 3/8" to 23¹/₂" and 27" depths shown above.

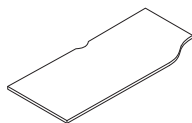


Specifying
▶ Page 428

Straight Worksurfaces—Full Depth

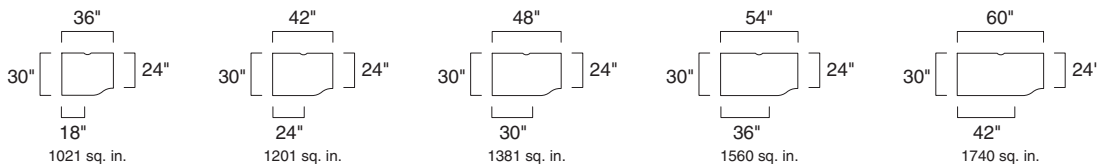


Tip: Modular dimensions displayed, parametric dimensions available in depths from 18" to 36" and widths from 18" to 120" in 1/16" increments both depth and width. ▶ See pages 390–397.
Tip: Worksurfaces greater than 30"D can only be used in freestanding applications.

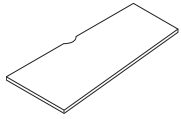


Specifying
▶ Page 430

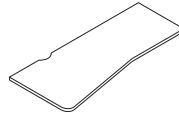
Transition Worksurfaces—Full Depth*



*Left-hand units shown. Right-hand units are also available.

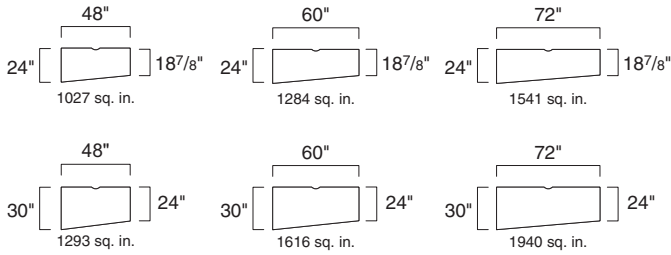


Specifying
Pages 431–432



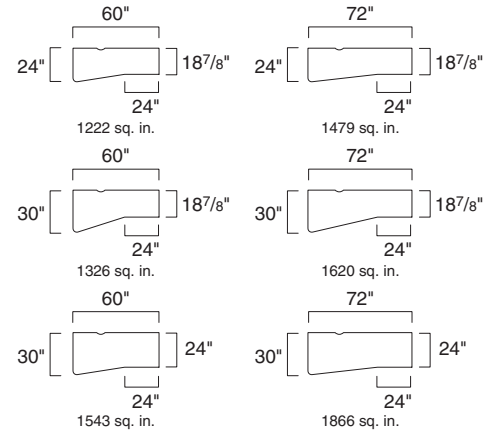
Specifying
Page 433

Tapered Worksurfaces—Full Depth*

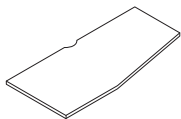


*Left-hand units shown.
Right-hand units available.

Taper-Flat Worksurfaces—Full Depth*

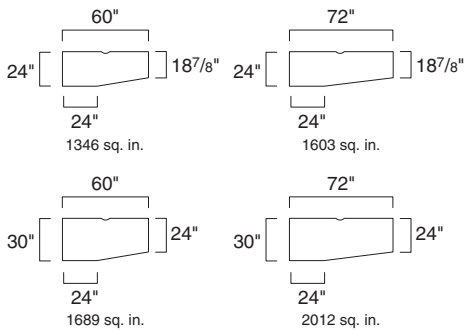


*Left-hand units shown.
Right-hand units available.

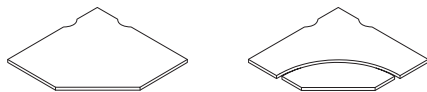


Specifying
Page 434

Single-Tapered Worksurfaces—Full Depth*



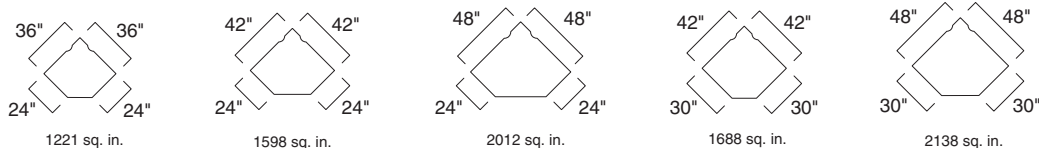
*Left-hand units shown.
Right-hand units available.



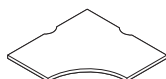
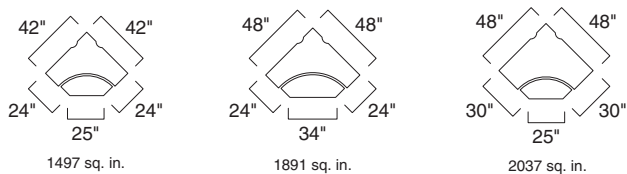
Specifying
▶ Page 435

Corner, Flat-Front Worksurfaces—Full Depth

Corner, Flat-Front Worksurfaces

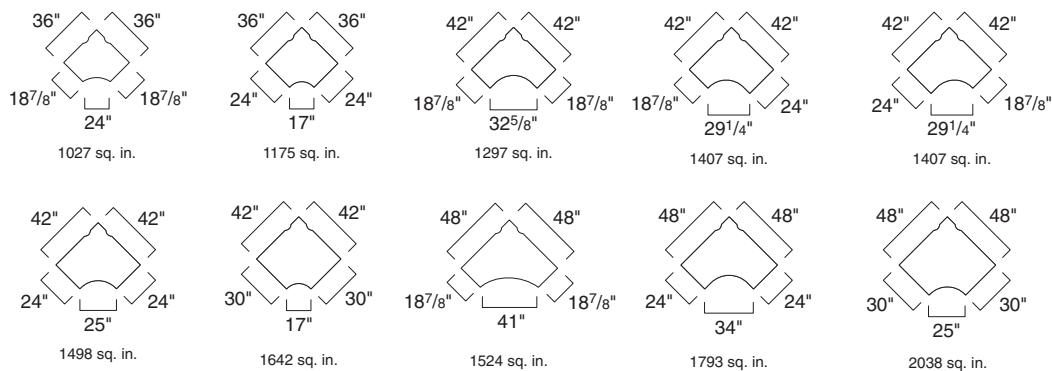


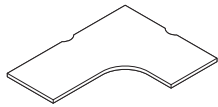
Dual Corner, Flat-Front Worksurfaces



Specifying
▶ Page 437

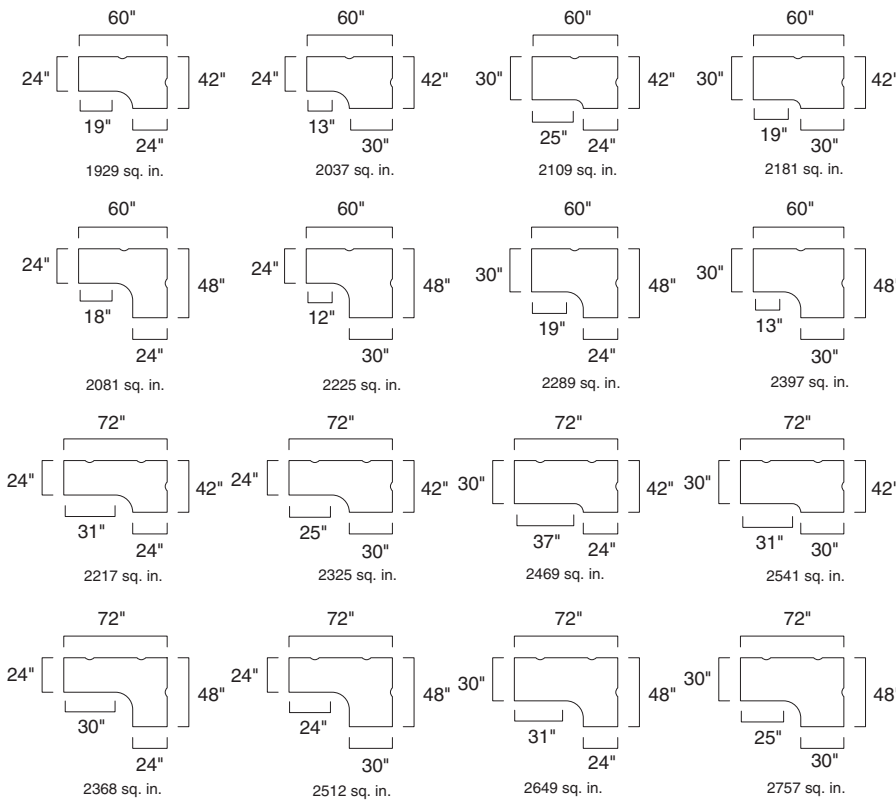
Corner, Curved-Front Worksurfaces—Full Depth



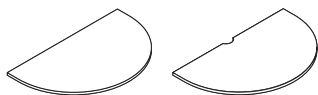


Specifying
▶ Page 438

Extended Corner, Curved-Front Worksurfaces—Full Depth*

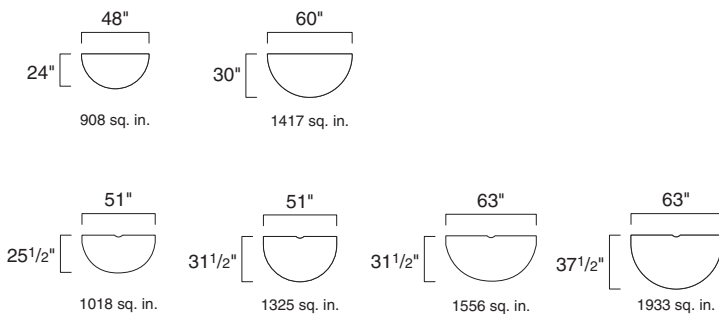


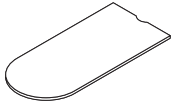
*Left-hand units shown.
Right-hand units are also available.



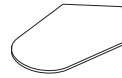
Specifying
▶ Page 440

Spanner Worksurfaces—For Use with Full-Depth Worksurfaces



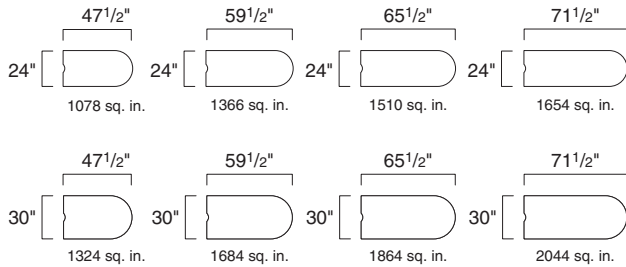


Specifying
▶ Page 441



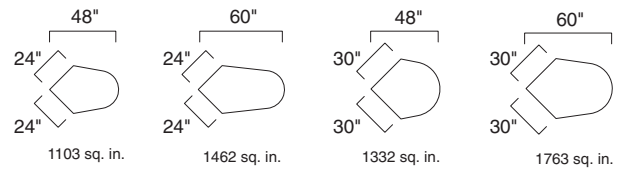
Specifying
▶ Page 442

Bullet Peninsula Worksurfaces



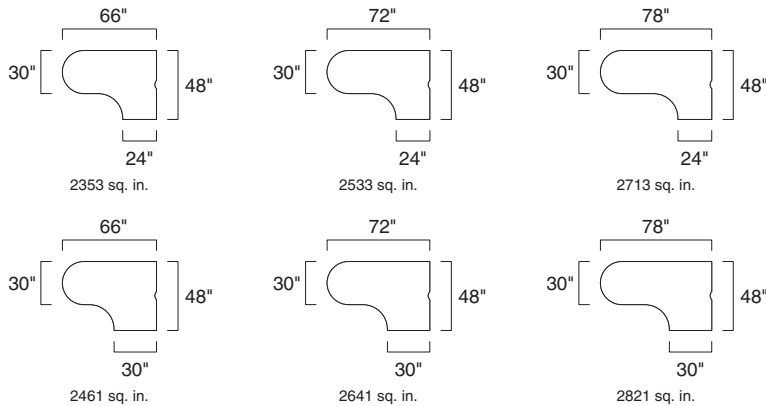
Tip: The same bullet peninsula worksurfaces can be used with either worksurfaces with 1/2" cord drop, or with full-depth worksurfaces.

Angled Peninsula Worksurfaces—Full Depth



Specifying
▶ Page 443

Jetty Worksurfaces—Full Depth*



*Left-hand units shown.
Right-hand units available.

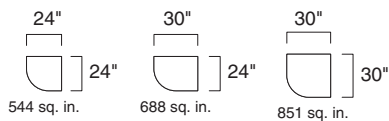


Specifying
▶ Page 444



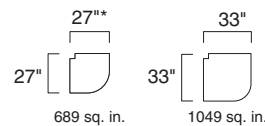
Specifying
▶ Page 444

Visitor Worksurfaces—Full Depth*



*Left-hand units shown.
Right-hand units available.

Linking Worksurfaces—Full Depth

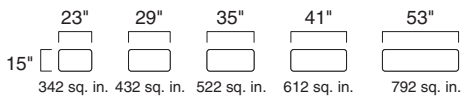


Statement of Line Systems Worksurfaces, continued

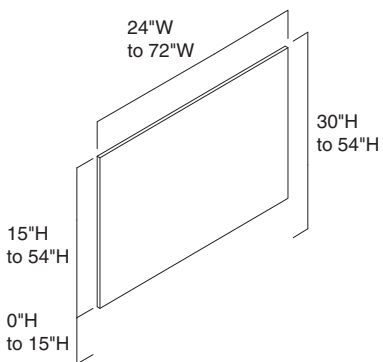


Specifying
▶ Page 446

Transaction Worksurfaces



Tip: Wood veneer transaction worksurfaces are not available in 23"W.



Tip: Height represents the distance measured from the bottom of the leg on the table or desk.

Specifying
▶ Page 466

Universal Boundary Screens

	24"W	30"W	36"W	42"W	48"W	54"W	60"W	66"W	72"W
15"H	●	●	●	●	●	●	●	●	●
21"H	●	●	●	●	●	●	●	●	●
27"H	●	●	●	●	●	●	●	●	●
30"H	●	●	●	●	●	●	●	●	●
33"H	●	●	●	●	●	●	●	●	●
36"H	●	●	●	●	●	●	●	●	●
39"H	●	●	●	●	●	●	●	●	●
42"H	●	●	●	●	●	●	●	●	●
48"H	●	●	●	●	●	●	●	●	●
54"H	●	●	●	●	●	●	●	●	●

Tip: Modular dimensions displayed, parametric dimensions available in 1/16" increments for both height and width.



Universal Systems
Worksurfaces

► Options, continued from previous page

	Options	Price	Required to Specify
Cord Drop	• No cord drop	No cost	Specify <i>without cord drop</i> .
	• 1/2" cord drop	No cost	Specify <i>with 1/2" cord drop</i> .
Scallop	• Scallop	No cost	Specify <i>with scallop</i> .
	• Omit scallop	No cost	Specify <i>with no scallop</i> .
Cutout for Power and Data Access Door and Tray	Applies to 48"W to 120"W		
	• Cutout	No cost	Specify <i>with cutout for power and data access door</i> .
Power Access Door	Applies to 30"W to 35⁵/₁₆"W		
	• No power access	No cost	Specify <i>with no power access</i> .
	• Power access door center	+\$ 90	Specify <i>with power access door center</i> .
	Applies to 36"W to 51⁵/₁₆"W		
	• No power access	No cost	Specify <i>with no power access</i> .
	• Power access door center	+\$ 90	Specify <i>with power access door center</i> .
	• Power access door left	+\$ 90	Specify <i>with power access door left</i> .
	• Power access door right	+\$ 90	Specify <i>with power access door right</i> .
	Applies to 52"W to 71⁵/₁₆"W		
	• No power access	No cost	Specify <i>with no power access</i> .
	• Power access door center	+\$ 90	Specify <i>with power access door center</i> .
	• Power access door left	+\$ 90	Specify <i>with power access door left</i> .
	• Power access door right	+\$ 90	Specify <i>with power access door right</i> .
	• Power access door left and right	+\$180	Specify <i>with power access door left and right</i> .
	Applies to 72"W to 120"W		
	• No power access	No cost	Specify <i>with no power access</i> .
	• Power access door center	+\$ 90	Specify <i>with power access door center</i> .
	• Power access door left	+\$ 90	Specify <i>with power access door left</i> .
	• Power access door right	+\$ 90	Specify <i>with power access door right</i> .
	• Power access door left and right	+\$180	Specify <i>with power access door left</i> .
	• Power access door left and center	+\$180	Specify <i>with power access door left and center</i> .
	• Power access door right and center	+\$180	Specify <i>with power access door right and center</i> .
	• Power access door left, right, and center	+\$270	Specify <i>with power access door left, right, and center</i> .
Grommet Cutout	• No grommet cutout	No cost	Specify <i>with no grommet cutout</i> .
	• 2" grommet cutout	No cost	Specify <i>with 2" grommet cutout</i> .
	• 3" grommet cutout	No cost	Specify <i>with 3" grommet cutout</i> .
Grommet Location	Applies to 18"W to 24⁵/₁₆"W		
	• Center	No cost	Specify <i>with center grommet</i> .
	Applies to 25"W to 33⁵/₁₆"W		
	• Center	No cost	Specify <i>with center grommet</i> .
	• Left	No cost	Specify <i>with left grommet</i> .
	• Right	No cost	Specify <i>with right grommet</i> .
	• Right and left	No cost	Specify <i>with right and left grommet</i> .
	Applies to 34"W to 120"W		
	• Center	No cost	Specify <i>with center grommet</i> .
	• Left	No cost	Specify <i>with left grommet</i> .
	• Right	No cost	Specify <i>with right grommet</i> .
	• Right and left	No cost	Specify <i>with right and left grommet</i> .
	• Left and center	No cost	Specify <i>with left and center grommet</i> .
	• Right and center	No cost	Specify <i>with right and center grommet</i> .
	• Right, left, and center	No cost	Specify <i>with right, left, and center grommet</i> .

► Options, continued on next page

Tip: When selecting with cord drop, subtract 1/2" from depth.

Tip: Scallop is available in the center location only. If cutout for power and data access door and tray or power access door is selected, scallop will default to omit scallop.

Tip: Power and data access door and tray is ordered separately to be used with cutout.

► Page 448

► See Answer Solutions Specification Guide.

Tip: Cutout for power and data access door and tray is available in the center location only. Worksurface depth must be greater than 24".

Tip: Power access door option is only available on straight worksurfaces with 1/2" cord drop.

Tip: Power access door option includes the power access door and a cutout for the door in the worksurface.

Tip: If cutout for power and data access door and tray or power access door is selected, grommet will default to no grommet.

Parametric Straight Worksurfaces High-Pressure Laminate or Wood Veneer, continued

SIN 711.1

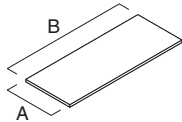
► Options, continued from previous page

Related Products

- Panel-mounted Universal Systems worksurface supports ► Page 450
- Reinforcing channel ► Page 451
- Legs and columns for Universal Systems Worksurfaces ► Page 462
- Worksurface screens ► Page 524
- Worksurface power and communication components ► Page 527
- 2½" round grommet ► Page 542
- Grommet package ► Page 542

Specification Information

Style Number	Dimensions			Base Prices					
	Modular Depth	Parametric Depth	Parametric Width	18"W	24"W	30"W	36"W	42"W	48"W
			Modular Width	18"W–23½" W	24"W–29½" W	30"W–35½" W	36"W–41½" W	42"W–47½" W	48"W–53½" W



Tip: Dimension A = depth and dimension B = width.

Tip: Side and back edges of worksurface default to a flat profile.

Tip: Worksurfaces greater than 30"D can only be used in freestanding applications.

3 mm Edge Profile – Laminate

USWS	18 7/8"D	18"D – 23 7/16"D	18"W	24"W	30"W	36"W	42"W	48"W
	24"D	23 1/2"D – 29 7/16"D	\$172	\$184	\$198	\$207	\$ 224	\$ 266
	30"D	29 1/2"D – 35 7/16"D	\$247	\$259	\$269	\$287	\$ 302	\$ 343
	36"D	35 1/2"D – 36"D	\$295	\$307	\$320	\$333	\$ 349	\$ 391

P Edge Profile – Laminate

USWSP	18 7/8"D	18"D – 23 7/16"D	18"W	24"W	30"W	36"W	42"W	48"W
	24"D	23 1/2"D – 29 7/16"D	\$205	\$218	\$231	\$241	\$ 271	\$ 314
	30"D	29 1/2"D – 35 7/16"D	\$281	\$294	\$303	\$322	\$ 350	\$ 392
	36"D	35 1/2"D – 36"D	\$330	\$342	\$355	\$368	\$ 398	\$ 440

Knife Edge Profile – Laminate

USWSK	18 7/8"D	18"D – 23 7/16"D	18"W	24"W	30"W	36"W	42"W	48"W
	24"D	23 1/2"D – 29 7/16"D	\$253	\$265	\$279	\$289	\$ 324	\$ 367
	30"D	29 1/2"D – 35 7/16"D	\$329	\$342	\$351	\$370	\$ 403	\$ 445
	36"D	35 1/2"D – 36"D	\$378	\$390	\$403	\$417	\$ 451	\$ 494

Square Edge Profile – Wood

USWSSW	18 7/8"D	18"D – 23 7/16"D	18"W	24"W	30"W	36"W	42"W	48"W
	24"D	23 1/2"D – 29 7/16"D	\$639	\$672	\$686	\$696	\$ 793	\$ 837
	30"D	29 1/2"D – 35 7/16"D	\$714	\$749	\$759	\$778	\$ 873	\$ 916
	36"D	35 1/2"D – 36"D	\$864	\$899	\$911	\$934	\$1047	\$1099

► Specifying, continued on next page

► Specifying, continued from previous page

54"W	60"W	66"W	72"W	78"W	84"W	90"W	96"W	102"W	108"W	114"W	120"W
54"W-	60"W-	66"W-	72"W-	78"W-	84"W-	90"W-	96"W-	102"W-	108"W-	114"W-	120"W
59 ¹⁵ / ₁₆ "W	65 ¹⁵ / ₁₆ "W	71 ¹⁵ / ₁₆ "W	77 ¹⁵ / ₁₆ "W	83 ¹⁵ / ₁₆ "W	89 ¹⁵ / ₁₆ "W	95 ¹⁵ / ₁₆ "W	101 ¹⁵ / ₁₆ "W	107 ¹⁵ / ₁₆ "W	113 ¹⁵ / ₁₆ "W	119 ¹⁵ / ₁₆ "W	

3 mm Edge Profile – Laminate

\$ 267	\$ 287	\$ 334	\$ 373	\$ 477	\$ 504	\$ 533	\$ 559	\$ 585	\$ 611	\$ 637	\$ 663
\$ 284	\$ 302	\$ 339	\$ 378	\$ 506	\$ 561	\$ 581	\$ 622	\$ 649	\$ 677	\$ 705	\$ 733
\$ 367	\$ 391	\$ 425	\$ 465	\$ 600	\$ 626	\$ 652	\$ 678	\$ 704	\$ 730	\$ 756	\$ 782
\$ 410	\$ 425	\$ 460	\$ 500	\$ 626	\$ 752	\$ 782	\$ 814	\$ 845	\$ 877	\$ 908	\$ 939

P Edge Profile – Laminate

\$ 315	\$ 341	\$ 389	\$ 428	\$ 538	\$ 566	\$ 595	\$ 627	\$ 653	\$ 679	\$ 712	\$ 738
\$ 332	\$ 356	\$ 394	\$ 433	\$ 568	\$ 623	\$ 643	\$ 690	\$ 718	\$ 746	\$ 781	\$ 809
\$ 416	\$ 446	\$ 480	\$ 521	\$ 663	\$ 689	\$ 715	\$ 747	\$ 774	\$ 800	\$ 832	\$ 858
\$ 460	\$ 480	\$ 515	\$ 556	\$ 689	\$ 816	\$ 847	\$ 885	\$ 916	\$ 948	\$ 985	\$1016

Knife Edge Profile – Laminate

\$ 368	\$ 410	\$ 458	\$ 497	\$ 611	\$ 638	\$ 668	\$ 694	\$ 729	\$ 755	\$ 782	\$ 808
\$ 386	\$ 425	\$ 463	\$ 502	\$ 640	\$ 696	\$ 716	\$ 757	\$ 794	\$ 823	\$ 851	\$ 879
\$ 469	\$ 515	\$ 549	\$ 590	\$ 736	\$ 762	\$ 789	\$ 815	\$ 850	\$ 876	\$ 903	\$ 929
\$ 513	\$ 549	\$ 585	\$ 626	\$ 762	\$ 889	\$ 920	\$ 953	\$ 993	\$1025	\$1056	\$1087

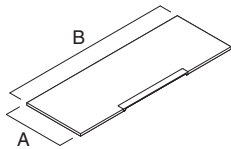
Square Edge Profile – Wood

\$ 838	\$ 959	\$1008	\$1047	\$1129	\$1271	\$1299	\$1329	\$1376	\$1403	\$1430	\$1477
\$ 855	\$ 974	\$1013	\$1052	\$1140	\$1293	\$1349	\$1370	\$1433	\$1461	\$1490	\$1539
\$ 941	\$1066	\$1101	\$1142	\$1238	\$1397	\$1424	\$1450	\$1498	\$1525	\$1551	\$1599
\$1129	\$1279	\$1321	\$1371	\$1485	\$1676	\$1709	\$1740	\$1798	\$1830	\$1862	\$1919

Parametric Straight Worksurfaces with Soft Edge Profile

High-Pressure Laminate or Wood Veneer

SIN 711.1



Standard Includes	Required to Specify
<ul style="list-style-type: none"> Worksurface: High-Pressure Laminate price group 1 or wood group 1 veneer Laminate worksurface: <ul style="list-style-type: none"> Plastic antimicrobial soft edge profile centered on worksurface Plastic 3 mm edge profile, P-edge profile or knife edge profile on front edge Plastic default flat profile on side and back edges Wood worksurface: <ul style="list-style-type: none"> Plastic antimicrobial soft edge profile centered on worksurface Wood square edge profile on front edge Matching veneer flat profile on side and back edges Depth: 18"D – 36"D Width: 18"W – 120"W 	<ol style="list-style-type: none"> Style number Worksurface size type (see below under Required Selections) Depth (see below under Required Selections) Width (see below under Required Sections) User edge profile (see below) High-Pressure Laminate or wood color number for worksurface Plastic color number for front edge on laminate worksurface, if selected Options, if selected (see below) <p>▶ See <i>Surface Materials</i>, page 248.</p>

Tip: Long worksurface spans require additional support.
▶ See *Answer Solutions Specification Guide*.

	Required Selections	Price	Required to Specify																												
Worksurface Size Type	<ul style="list-style-type: none"> Modular Parametric 	No cost No cost	Specify with <i>modular</i> . Specify with <i>parametric</i> .																												
Depth	<table border="1"> <thead> <tr> <th>Modular</th> <th>Parametric</th> </tr> </thead> <tbody> <tr> <td>18⁷/₈"D</td> <td>18"D–23⁷/₁₆"D</td> </tr> <tr> <td>24"D</td> <td>23¹/₂"D–29⁷/₁₆"D</td> </tr> <tr> <td>30"D</td> <td>29¹/₂"D–35⁷/₁₆"D</td> </tr> <tr> <td>36"D</td> <td>35¹/₂"D–36"D</td> </tr> </tbody> </table>	Modular	Parametric	18 ⁷ / ₈ "D	18"D–23 ⁷ / ₁₆ "D	24"D	23 ¹ / ₂ "D–29 ⁷ / ₁₆ "D	30"D	29 ¹ / ₂ "D–35 ⁷ / ₁₆ "D	36"D	35 ¹ / ₂ "D–36"D	Prices at right Prices at right Prices at right Prices at right	Specify depth. Specify depth. Specify depth. Specify depth.																		
Modular	Parametric																														
18 ⁷ / ₈ "D	18"D–23 ⁷ / ₁₆ "D																														
24"D	23 ¹ / ₂ "D–29 ⁷ / ₁₆ "D																														
30"D	29 ¹ / ₂ "D–35 ⁷ / ₁₆ "D																														
36"D	35 ¹ / ₂ "D–36"D																														
Width	<table border="1"> <thead> <tr> <th>Modular</th> <th>Parametric</th> </tr> </thead> <tbody> <tr> <td>48"W</td> <td>48"W–53¹⁵/₁₆"W</td> </tr> <tr> <td>54"W</td> <td>54"W–59¹⁵/₁₆"W</td> </tr> <tr> <td>60"W</td> <td>60"W–65¹⁵/₁₆"W</td> </tr> <tr> <td>66"W</td> <td>66"W–71¹⁵/₁₆"W</td> </tr> <tr> <td>72"W</td> <td>72"W–77¹⁵/₁₆"W</td> </tr> <tr> <td>78"W</td> <td>78"W–83¹⁵/₁₆"W</td> </tr> <tr> <td>84"W</td> <td>84"W–89¹⁵/₁₆"W</td> </tr> <tr> <td>90"W</td> <td>90"W–95¹⁵/₁₆"W</td> </tr> <tr> <td>96"W</td> <td>96"W–101¹⁵/₁₆"W</td> </tr> <tr> <td>102"W</td> <td>102"W–107¹⁵/₁₆"W</td> </tr> <tr> <td>108"W</td> <td>108"W–113¹⁵/₁₆"W</td> </tr> <tr> <td>114"W</td> <td>114"W–119¹⁵/₁₆"W</td> </tr> <tr> <td>120"W</td> <td>120"W</td> </tr> </tbody> </table>	Modular	Parametric	48"W	48"W–53 ¹⁵ / ₁₆ "W	54"W	54"W–59 ¹⁵ / ₁₆ "W	60"W	60"W–65 ¹⁵ / ₁₆ "W	66"W	66"W–71 ¹⁵ / ₁₆ "W	72"W	72"W–77 ¹⁵ / ₁₆ "W	78"W	78"W–83 ¹⁵ / ₁₆ "W	84"W	84"W–89 ¹⁵ / ₁₆ "W	90"W	90"W–95 ¹⁵ / ₁₆ "W	96"W	96"W–101 ¹⁵ / ₁₆ "W	102"W	102"W–107 ¹⁵ / ₁₆ "W	108"W	108"W–113 ¹⁵ / ₁₆ "W	114"W	114"W–119 ¹⁵ / ₁₆ "W	120"W	120"W	Prices at right Prices at right Prices at right Prices at right Prices at right Prices at right Prices at right Prices at right Prices at right Prices at right Prices at right Prices at right Prices at right Prices at right Prices at right	Specify width. Specify width. Specify width. Specify width. Specify width. Specify width. Specify width. Specify width. Specify width. Specify width. Specify width. Specify width. Specify width. Specify width. Specify width.
Modular	Parametric																														
48"W	48"W–53 ¹⁵ / ₁₆ "W																														
54"W	54"W–59 ¹⁵ / ₁₆ "W																														
60"W	60"W–65 ¹⁵ / ₁₆ "W																														
66"W	66"W–71 ¹⁵ / ₁₆ "W																														
72"W	72"W–77 ¹⁵ / ₁₆ "W																														
78"W	78"W–83 ¹⁵ / ₁₆ "W																														
84"W	84"W–89 ¹⁵ / ₁₆ "W																														
90"W	90"W–95 ¹⁵ / ₁₆ "W																														
96"W	96"W–101 ¹⁵ / ₁₆ "W																														
102"W	102"W–107 ¹⁵ / ₁₆ "W																														
108"W	108"W–113 ¹⁵ / ₁₆ "W																														
114"W	114"W–119 ¹⁵ / ₁₆ "W																														
120"W	120"W																														

For wood group 2, wood group 3, and laminate price group 2 pricing, please refer to the *electronic catalog* or *SmartTools*.

Tip: Short grain laminate is only available on surfaces 60"W or less.

Tip: Soft edge is available with or without 1/2" cord drop.

	Options	Price	Required to Specify
Surface Materials	<ul style="list-style-type: none"> High-Pressure Laminate worksurfaces <ul style="list-style-type: none"> Laminate price group 2 Open Line laminate Wood veneer worksurfaces <ul style="list-style-type: none"> Wood group 2 Wood group 3 Customiz stain Full-fill finish on wood group 1 Wood grain direction <ul style="list-style-type: none"> No direction Long grain Short grain Door <ul style="list-style-type: none"> Paint Anodized aluminum 	See information at left +\$69 plus cost of laminate See information at left See information at left No cost Prices at right No cost No cost No cost No cost No cost No cost No cost No cost +\$10	Specify laminate color number. ▶ See <i>Surface Materials Reference Manual</i> . Specify wood color number. Specify wood color number. Specify with <i>Customiz stain</i> . ▶ See <i>Surface Materials Reference Manual</i> . Specify full-fill finish number. Specify with <i>no direction</i> . Specify with <i>long grain direction</i> . Specify with <i>short grain direction</i> . Specify paint color number. Specify with <i>8043 Clear Anodized Aluminum</i> .
Soft Edge	<ul style="list-style-type: none"> Antimicrobial edge No antimicrobial edge 	No cost No cost	Specify with <i>antimicrobial edge</i> . Specify without <i>antimicrobial edge</i> .

▶ Options, continued on next page

► Options, continued from previous page

	Options	Price	Required to Specify
Cord Drop	• No cord drop	No cost	Specify <i>without cord drop</i> .
	• 1/2" cord drop	No cost	Specify <i>with 1/2" cord drop</i> .
Scallop	• Scallop	No cost	Specify <i>with scallop</i> .
	• Omit scallop	No cost	Specify <i>with no scallop</i> .
Cutout for Power and Data Access Door and Tray	Applies to 48"W to 120"W • Cutout	No cost	Specify <i>with cutout for power and data access door</i> .
Power Access Door	Applies to 48"W to 51¹⁵/₁₆"W • No power access	No cost	Specify <i>with no power access</i> .
	• Power access door center	+\$ 90	Specify <i>with power access door center</i> .
	• Power access door left	+\$ 90	Specify <i>with power access door left</i> .
	• Power access door right	+\$ 90	Specify <i>with power access door right</i> .
	Applies to 52"W to 71¹⁵/₁₆"W • No power access	No cost	Specify <i>with no power access</i> .
• Power access door center	+\$ 90	Specify <i>with power access door center</i> .	
• Power access door left	+\$ 90	Specify <i>with power access door left</i> .	
• Power access door right	+\$ 90	Specify <i>with power access door right</i> .	
• Power access door left and right	+\$180	Specify <i>with power access door left and right</i> .	
Applies to 72"W to 120"W	• No power access	No cost	Specify <i>with no power access</i> .
	• Power access door center	+\$ 90	Specify <i>with power access door center</i> .
	• Power access door left	+\$ 90	Specify <i>with power access door left</i> .
	• Power access door right	+\$ 90	Specify <i>with power access door right</i> .
	• Power access door left and right	+\$180	Specify <i>with power access door left and right</i> .
	• Power access door left and center	+\$180	Specify <i>with power access door left and center</i> .
• Power access door right and center	+\$180	Specify <i>with power access door right and center</i> .	
• Power access door left, right, and center	+\$270	Specify <i>with power access door left, right, and center</i> .	
Grommet Cutout	• No grommet cutout	No cost	Specify <i>with no grommet cutout</i> .
	• 2" grommet cutout	No cost	Specify <i>with 2" grommet cutout</i> .
	• 3" grommet cutout	No cost	Specify <i>with 3" grommet cutout</i> .
Grommet Location	Applies to 48"W to 120"W • Center	No cost	Specify <i>with center grommet</i> .
	• Left	No cost	Specify <i>with left grommet</i> .
	• Right	No cost	Specify <i>with right grommet</i> .
	• Right and left	No cost	Specify <i>with right and left grommet</i> .
	• Left and center	No cost	Specify <i>with left and center grommet</i> .
	• Right and center	No cost	Specify <i>with right and center grommet</i> .
	• Right, left, and center	No cost	Specify <i>with right, left, and center grommet</i> .
Related Products	• Worksurface power and communication components		► Page 527
	• Panel-mounted Universal Systems worksurface supports		► Page 450
	• Reinforcing channel		► Page 451
	• Legs and supports for Universal Systems Worksurfaces		► Page 462
	• Divisio side screen		► Page 524
	• 2 1/2" round grommet		► Page 542
	• 3" grommet package		► Page 542

► Specification Information, on next page

Tip: When selecting with cord drop, subtract 1/2" from depth.

Tip: Scallop is available in the center location only. If cutout for power and data access door and tray or power access door is selected, scallop will default to omit scallop.

Tip: Power and data access door and tray is ordered separately to be used with cutout.

► Page 448

Tip: Cutout for power and data access door and tray is available in the center location only. Worksurface depth must be greater than 24".

Tip: Power access door option is only available on straight worksurfaces with 1/2" cord drop.

Tip: Power access door option includes the power access door and a cutout for the door in the worksurface.

Tip: If cutout for power and data access door and tray or power access door is selected, grommet will default to no grommet.

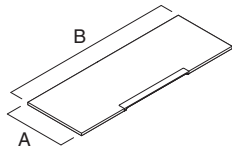
Parametric Straight Worksurfaces with Soft Edge Profile, High-Pressure Laminate or Wood Veneer, continued

SIN 711.1

► Options, on previous page

Specification Information

Style Number	Dimensions		Modular Width	Base Prices				
	Modular Depth	Parametric Depth		48"W	54"W	60"W	66"W	72"W
			Parametric Width	48"W-53 ¹⁵ / ₁₆ "W	54"W-59 ¹⁵ / ₁₆ "W	60"W-65 ¹⁵ / ₁₆ "W	66"W-71 ¹⁵ / ₁₆ "W	72"W-77 ¹⁵ / ₁₆ "W



Tip: Dimension A = depth and dimension B = width.

Tip: Side and back edges of worksurface default to a flat profile.

Tip: Worksurfaces greater than 30"D can only be used in freestanding applications.

3 mm Edge Profile – Laminate

uswss	18 ⁷ / ₈ "D	18"D – 23 ⁷ / ₁₆ "D	\$ 574	\$ 592	\$ 613	\$ 661	\$ 700
	24"D	23 ¹ / ₂ "D – 29 ⁷ / ₁₆ "D	\$ 591	\$ 610	\$ 627	\$ 666	\$ 705
	30"D	29 ¹ / ₂ "D – 35 ⁷ / ₁₆ "D	\$ 670	\$ 694	\$ 719	\$ 753	\$ 794
	36"D	35 ¹ / ₂ "D – 36"D	\$ 765	\$ 785	\$ 805	\$ 841	\$ 882

Square Edge Profile – Wood

uswssws	18 ⁷ / ₈ "D	18"D – 23 ⁷ / ₁₆ "D	\$1145	\$1163	\$1285	\$1333	\$1373
	24"D	23 ¹ / ₂ "D – 29 ⁷ / ₁₆ "D	\$1162	\$1180	\$1300	\$1338	\$1378
	30"D	29 ¹ / ₂ "D – 35 ⁷ / ₁₆ "D	\$1241	\$1266	\$1392	\$1426	\$1468
	36"D	35 ¹ / ₂ "D – 36"D	\$1425	\$1454	\$1605	\$1647	\$1697

► Specification Information, continued on next page

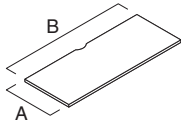
► Specification Information, continued from previous page

: 78"W	: 84"W	: 90"W	: 96"W	: 102"W	: 108"W	: 114"W	: 120"W
: 78"W-	: 84"W-	: 90"W-	: 96"W-	: 102"W-	: 108"W-	: 114"W-	: 120"W
: 83 ¹⁵ / ₁₆ "W	: 89 ¹⁵ / ₁₆ "W	: 95 ¹⁵ / ₁₆ "W	: 101 ¹⁵ / ₁₆ "W	: 107 ¹⁵ / ₁₆ "W	: 113 ¹⁵ / ₁₆ "W	: 119 ¹⁵ / ₁₆ "W	:
\$ 806	\$ 834	\$ 863	\$ 890	\$ 916	\$ 943	\$ 969	\$ 996
\$ 836	\$ 892	\$ 912	\$ 954	\$ 982	\$1010	\$1039	\$1067
\$ 932	\$ 958	\$ 985	\$1011	\$1038	\$1064	\$1091	\$1118
\$ 958	\$1086	\$1118	\$1150	\$1181	\$1214	\$1245	\$1277
\$1454	\$1597	\$1625	\$1655	\$1702	\$1729	\$1756	\$1803
\$1466	\$1619	\$1675	\$1696	\$1759	\$1788	\$1816	\$1866
\$1563	\$1723	\$1750	\$1777	\$1824	\$1851	\$1878	\$1925
\$1811	\$2003	\$2036	\$2067	\$2125	\$2157	\$2189	\$2246

Straight Worksurfaces—with 1/2" Cord Drop

High-Pressure Laminate or Wood Veneer

SIN 711.1



Tip: Supports for freestanding and panel-mounted applications must be specified separately.

Tip: Long worksurface spans require additional support. Reinforcing channel must be specified separately.

▶ Page 451

For wood group 2, wood group 3, and laminate price group 2 pricing, please refer to the electronic catalog or SmartTools.

Tip: To specify 3 mm edge profile, no suffix is required. For all other edge profiles, add a suffix to the style number. (For example, US1830 becomes US1830SW for wood with square edge profile.)

Tip: Power and data access door and tray is ordered separately to be used with cutout.

▶ Page 448

Tip: Scallop will be omitted if you select power access door.

Tip: Power access door option includes the power access door and a cutout for the door in the worksurface.

Tip: Power access door option is only available on straight worksurfaces with 1/2" cord drop.

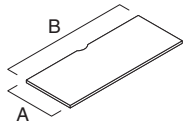
Standard Includes	Required to Specify
<ul style="list-style-type: none"> • Worksurface: High-Pressure Laminate price group 1 or wood group 1 veneer • Laminate worksurface: <ul style="list-style-type: none"> –Plastic 3 mm edge, knife edge or plastic P-edge profile on front edge –Plastic default flat profile on side and back edges • Wood worksurface: <ul style="list-style-type: none"> –Wood 3 mm edge profile on front edge –Matching veneer flat profile on side and back edges • Cable scallop on back edge 	<ol style="list-style-type: none"> 1 Style number with appropriate edge profile suffix <ul style="list-style-type: none"> K Laminate with plastic knife edge P Laminate with plastic P-edge SW Wood with square edge ▶ See edge profiles at right. 2 High-Pressure Laminate or wood color number for worksurface 3 Plastic color number for front edge on laminate worksurface, if selected 4 Options, if selected (see below) <ul style="list-style-type: none"> ▶ See <i>Surface Materials</i>, page 548.





Options	Price	Required to Specify
Surface Materials		
High-Pressure Laminate worksurfaces		
<ul style="list-style-type: none"> • Laminate price group 2 • Open Line laminate 	See information at left +\$ 69 plus cost of laminate	Specify laminate color number. ▶ See <i>Surface Materials Reference Manual</i> .
Wood veneer worksurfaces		
<ul style="list-style-type: none"> • Wood group 2 • Wood group 3 • Customiz stain 	See information at left See information at left No cost	Specify wood color number. Specify wood color number. Specify with <i>Customiz stain</i> . ▶ See <i>Surface Materials Reference Manual</i> . Specify full-fill finish number.
<ul style="list-style-type: none"> • Full-fill finish on wood group 1 	Prices at right	
Door		
<ul style="list-style-type: none"> • Paint • Anodized aluminum 	No cost +\$ 10 per door	Specify paint color. Specify with <i>8043 Clear Anodized Aluminum</i> .
Scallops		
<ul style="list-style-type: none"> • Omit scallop 	No cost	Specify <i>omit scallop</i> .
Cutout for Power and Data Access Door and Tray		
<ul style="list-style-type: none"> • Cutout 	No cost	Specify with <i>cutout for power and data access door</i> .
Power Access Door		
Applies to 30"W		
<ul style="list-style-type: none"> • No power access • Power access door center 	No cost +\$ 90	Specify with <i>no power access</i> . Specify with <i>power access door center</i> .
Applies to 36"W to 48"W		
<ul style="list-style-type: none"> • No power access • Power access door center • Power access door left • Power access door right 	No cost +\$ 90 +\$ 90 +\$ 90	Specify with <i>no power access</i> . Specify with <i>power access door center</i> . Specify with <i>power access door left</i> . Specify with <i>power access door right</i> .
Applies to 54"W to 66"W		
<ul style="list-style-type: none"> • No power access • Power access door center • Power access door left • Power access door right • Power access door left and right 	No cost +\$ 90 +\$ 90 +\$ 90 +\$180	Specify with <i>no power access</i> . Specify with <i>power access door center</i> . Specify with <i>power access door left</i> . Specify with <i>power access door right</i> . Specify with <i>power access door left and right</i> .
Applies to 72"W to 96"W		
<ul style="list-style-type: none"> • No power access • Power access door center • Power access door left • Power access door right • Power access door left and right • Power access door left and center • Power access door right and center • Power access door left, right, and center 	No cost +\$ 90 +\$ 90 +\$ 90 +\$180 +\$180 +\$180 +\$270	Specify with <i>no power access</i> . Specify with <i>power access door center</i> . Specify with <i>power access door left</i> . Specify with <i>power access door right</i> . Specify with <i>power access door left and right</i> . Specify with <i>power access door left and center</i> . Specify with <i>power access door right and center</i> . Specify with <i>power access door left, right, and center</i> .

Related Products

- Panel-mounted Universal Systems worksurface supports ▶ Page 450
- Reinforcing channel ▶ Page 451
- Legs and columns for Universal Systems Worksurfaces ▶ Page 462
- Worksurface screens ▶ Page 524
- Worksurface power and communication components ▶ Page 527

Specification Information



Dimensions A B	Style Number	Base Prices				Option (Add \$ to Base Price)
		High-Pressure Laminate		Wood		
		 Plastic 3 mm Edge	 Plastic P-Edge	 Plastic Knife Edge	 Wood Square Edge	
		No Suffix	Suffix P	Suffix K	Suffix SW	Full-Fill Finish on Wood Group 1
18 3/8" 24"	US1824	\$165	N.A.	\$246	N.A.	N.A.
18 3/8" 30"	US1830	\$179	\$212	\$260	\$ 667	+\$37
18 3/8" 36"	US1836	\$193	\$226	\$274	\$ 681	+\$38
18 3/8" 42"	US1842	\$208	\$255	\$308	\$ 777	+\$43
18 3/8" 48"	US1848	\$250	\$297	\$350	\$ 819	+\$44
18 3/8" 54"	US1854	\$268	\$315	\$368	\$ 837	+\$46
18 3/8" 60"	US1860	\$288	\$341	\$410	\$ 959	+\$49
18 3/8" 66"	US1866	\$335	N.A.	\$457	N.A.	N.A.
18 3/8" 72"	US1872	\$374	N.A.	\$496	N.A.	N.A.
18 3/8" 78"	US1878	\$478	N.A.	\$609	N.A.	N.A.
18 3/8" 84"	US1884	\$505	N.A.	\$636	N.A.	N.A.
18 3/8" 90"	US1890	\$534	N.A.	\$665	N.A.	N.A.
18 3/8" 96"	US1896	\$560	N.A.	\$691	N.A.	N.A.
23 1/2" 24"	US2424	\$185	\$218	\$266	\$ 673	+\$37
23 1/2" 30"	US2430	\$198	\$231	\$279	\$ 686	+\$37
23 1/2" 36"	US2436	\$208	\$241	\$289	\$ 696	+\$38
23 1/2" 42"	US2442	\$224	\$271	\$324	\$ 793	+\$43
23 1/2" 48"	US2448	\$267	\$314	\$367	\$ 836	+\$44
23 1/2" 54"	US2454	\$285	\$332	\$385	\$ 854	+\$46
23 1/2" 60"	US2460	\$302	\$355	\$424	\$ 973	+\$49
23 1/2" 66"	US2466	\$340	\$393	\$462	\$1011	+\$50
23 1/2" 72"	US2472	\$379	\$432	\$501	\$1050	+\$52
23 1/2" 78"	US2478	\$507	N.A.	\$638	N.A.	N.A.
23 1/2" 84"	US2484	\$562	N.A.	\$693	N.A.	N.A.
23 1/2" 90"	US2490	\$583	N.A.	\$714	N.A.	N.A.
23 1/2" 96"	US2496	\$623	N.A.	\$754	N.A.	N.A.

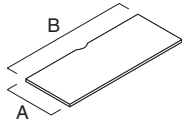
▶ Specification Information, continued on next page

Straight Worksurfaces—with 1/2" Cord Drop, High-Pressure Laminate or Wood Veneer, continued

SIN 711.1

► Specification Information, continued from previous page

Specification Information



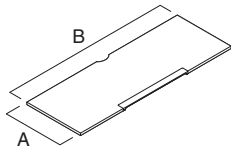
• Dimensions A B		• Style Number	Base Prices			• Wood Square Edge	• Option (Add \$ to Base Price) • Full-Fill Finish on Wood Group 1
			High-Pressure Laminate		Wood		
			• Plastic 3 mm Edge • No Suffix	• Plastic P-Edge • Suffix P	• Plastic Knife Edge • Suffix K	• Suffix SW	
29 1/2"	24"	US3024	\$260	\$293	\$341	\$ 748	+\$37
29 1/2"	30"	US3030	\$270	\$303	\$351	\$ 758	+\$38
29 1/2"	36"	US3036	\$288	\$321	\$369	\$ 776	+\$40
29 1/2"	42"	US3042	\$302	\$349	\$402	\$ 871	+\$44
29 1/2"	48"	US3048	\$344	\$391	\$444	\$ 913	+\$46
29 1/2"	54"	US3054	\$368	\$415	\$468	\$ 937	+\$47
29 1/2"	60"	US3060	\$392	\$445	\$514	\$1063	+\$50
29 1/2"	66"	US3066	\$426	\$479	\$548	\$1097	+\$52
29 1/2"	72"	US3072	\$467	\$520	\$589	\$1138	+\$53
35 1/2"	60"	US3660	\$426	N.A.	N.A.	N.A.	N.A.
35 1/2"	66"	US3666	\$461	N.A.	N.A.	N.A.	N.A.
35 1/2"	72"	US3672	\$501	N.A.	N.A.	N.A.	N.A.

SIN 711.1

Straight Worksurfaces with Soft Edge Profile

High-Pressure Laminate or Wood Veneer

SIN 711.1



Tip: Supports for freestanding and panel-mounted applications must be specified separately.

For wood group 2, wood group 3, and laminate price group 2 pricing, please refer to the electronic catalog or SmartTools.

Tip: Long work surface spans require additional support.



Tip: To specify 3 mm edge profile, no suffix is required. For all other edge profiles, add a suffix to the style number. (For example, US2448S becomes US2448SWS for wood with square edge profile.)

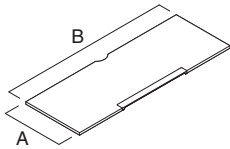
Tip: Power and data access door and tray is ordered separately to be used with cutout.

Standard Includes	Required to Specify
<ul style="list-style-type: none"> • Worksurface: High-Pressure Laminate price group 1 or wood group 1 veneer • Laminate worksurface: <ul style="list-style-type: none"> - Plastic antimicrobial soft edge profile centered on worksurface - Plastic 3 mm edge profile on balance of front edge - Plastic flat profile on side and back edges • Wood worksurface: <ul style="list-style-type: none"> - Wood 3 mm edge profile on front edge - Plastic antimicrobial soft edge centered on worksurface - Matching veneer flat profile on side and back edges • Cable scallop on back edge 	<ol style="list-style-type: none"> 1 Style number with appropriate edge profile suffix <ul style="list-style-type: none"> ▶ WS Wood with square edge ▶ See edge profiles at right. 2 High-Pressure Laminate or wood color number for worksurface 3 Plastic color number for front edge on laminate worksurface, if selected 4 Options, if selected (see below) <ul style="list-style-type: none"> ▶ See <i>Surface Materials</i>, page 548.

Options	Price	Required to Specify
Surface Materials		
High-Pressure Laminate worksurfaces		
<ul style="list-style-type: none"> • Laminate price group 2 • Open Line laminate 	See information at left +\$69 plus cost of laminate	Specify laminate color number. ▶ See <i>Surface Materials Reference Manual</i> .
Wood veneer worksurfaces		
<ul style="list-style-type: none"> • Wood group 2 • Wood group 3 • Customiz stain 	See information at left See information at left No cost	Specify wood color number. Specify wood color number. Specify with <i>Customiz stain</i> . ▶ See <i>Surface Materials Reference Manual</i> . Specify full-fill finish number.
<ul style="list-style-type: none"> • Full-fill finish on wood group 1 	Prices at right	
Soft Edge		
<ul style="list-style-type: none"> • Antimicrobial edge • No antimicrobial edge 	No cost No cost	Specify with <i>antimicrobial soft edge</i> . Specify without <i>antimicrobial soft edge</i> .
Scallop		
<ul style="list-style-type: none"> • Omit scallop 	No cost	Specify with <i>omit scallop</i> .
Cutout for Power and Data Access Door and Tray		
<ul style="list-style-type: none"> • Cutout 	No cost	Specify with <i>cutout for power and data access door</i> .
Related Products		
<ul style="list-style-type: none"> • Panel-mounted Universal Systems worksurface supports • Reinforcing channel • Legs and columns for Universal Systems Worksurfaces • Worksurface screens • Worksurface power and communication components 		<ul style="list-style-type: none"> ▶ Page 450 ▶ Page 451 ▶ Page 462 ▶ Page 524 ▶ Page 527

Specification Information

			Base Prices					Base Price	
			High-Pressure Laminate	Wood				High-Pressure Laminate	
• Dimensions A B	• Style Number		• Soft Edge Profile with Plastic 3 mm Edge	• Soft Edge Profile with Wood Square Edge	• Option (Add \$ to Base Price) • Full-Fill Finish on Wood Group 1	• Dimensions A B	• Style Number		• Soft Edge Profile with Plastic 3 mm Edge
			No Suffix	Suffix WS					No Suffix



With 1/2" Cord Drop

23 1/2"	48"	US2448S	\$593	\$1162	+\$44
23 1/2"	54"	US2454S	\$611	\$1180	+\$46
23 1/2"	60"	US2460S	\$628	\$1299	+\$49
23 1/2"	66"	US2466S	\$666	\$1337	+\$50
23 1/2"	72"	US2472S	\$705	\$1376	+\$52
23 1/2"	78"	US2478S	\$833	N.A.	N.A.
23 1/2"	84"	US2484S	\$888	N.A.	N.A.
23 1/2"	90"	US2490S	\$909	N.A.	N.A.
23 1/2"	96"	US2496S	\$949	N.A.	N.A.
29 1/2"	48"	US3048S	\$670	\$1239	+\$46
29 1/2"	54"	US3054S	\$694	\$1263	+\$47
29 1/2"	60"	US3060S	\$718	\$1389	+\$50
29 1/2"	66"	US3066S	\$752	\$1423	+\$52
29 1/2"	72"	US3072S	\$793	\$1464	+\$53

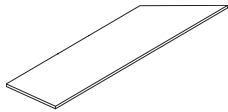
With Full Depth

24"	48"	WS2448S	\$593
24"	54"	WS2454S	\$611
24"	60"	WS2460S	\$628
24"	66"	WS2466S	\$666
24"	72"	WS2472S	\$705
24"	78"	WS2478S	\$833
24"	84"	WS2484S	\$888
24"	90"	WS2490S	\$909
24"	96"	WS2496S	\$949
30"	48"	WS3048S	\$670
30"	54"	WS3054S	\$694
30"	60"	WS3060S	\$718
30"	66"	WS3066S	\$752
30"	72"	WS3072S	\$793

120° Straight Worksurfaces

High-Pressure Laminate or Wood Veneer

SIN 711.1



Tip: Supports for freestanding and panel-mounted applications must be specified separately.

For wood group 2, wood group 3, and laminate price group 2 pricing, please refer to the electronic catalog or SmartTools.

Tip: Long work surface spans require additional support.

Tip: To specify 3 mm edge profile, no suffix is required. For all other edge profiles, add a suffix to the style number. (For example, USE2448LH becomes USE2448LHSW for wood with square edge profile.)

Tip: Power and data access door and tray is ordered separately to be used with cutout.



Tip: When facing the user edge, the side the diagonal is on is the handed side.

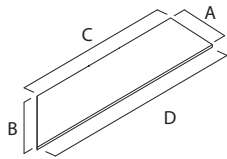
Tip: Power access door option includes the power access door and a cutout for the door in the work surface.

Standard Includes	Required to Specify
<ul style="list-style-type: none"> • Worksurface: High-Pressure Laminate price group 1 or wood group 1 veneer • Laminate work surface: <ul style="list-style-type: none"> –Plastic 3 mm edge profile on front edge –Plastic default flat profile on side and back edges • Wood work surface: <ul style="list-style-type: none"> –Wood 3 mm edge profile on front edge –Matching veneer flat profile on side and back edges • Cable scallop on back edge 	<ol style="list-style-type: none"> 1 Style number with appropriate edge profile suffix <ul style="list-style-type: none"> ▶ SW Wood with square edge ▶ See edge profiles at right. 2 High-Pressure Laminate or wood color number for work surface 3 Plastic color number for front edge on laminate work surface, if selected 4 Options, if selected (see below) <ul style="list-style-type: none"> ▶ See <i>Surface Materials</i>, page 548.

Options	Price	Required to Specify
Surface Materials		
High-Pressure Laminate work surfaces		
<ul style="list-style-type: none"> • Laminate price group 2 • Open Line laminate 	See information at left +\$ 69 plus cost of laminate	Specify laminate color number. ▶ See <i>Surface Materials Reference Manual</i> .
Wood veneer work surfaces		
<ul style="list-style-type: none"> • Wood group 2 • Wood group 3 • Customiz stain 	See information at left See information at left No cost	Specify wood color number. Specify wood color number. Specify with <i>Customiz stain</i> . ▶ See <i>Surface Materials Reference Manual</i> . Specify full-fill finish number.
<ul style="list-style-type: none"> • Full-fill finish on wood group 1 	Prices at right	
Door		
<ul style="list-style-type: none"> • Paint • Anodized aluminum 	No cost +\$ 10 per door	Specify paint color. Specify with <i>8043 Clear Anodized Aluminum</i> .
Scallop		
<ul style="list-style-type: none"> • Omit scallop 	No cost	Specify <i>omit scallop</i> .
Power Access Door		
Applies to 48"W		
<ul style="list-style-type: none"> • No power access • Power access door center • Power access door left • Power access door right 	No cost +\$ 90 +\$ 90 +\$ 90	Specify with <i>no power access</i> . Specify with <i>power access door center</i> . Specify with <i>power access door left</i> . Specify with <i>power access door right</i> .
Applies to 60"W		
<ul style="list-style-type: none"> • No power access • Power access door center • Power access door left • Power access door right • Power access door left and right 	No cost +\$ 90 +\$ 90 +\$ 90 +\$180	Specify with <i>no power access</i> . Specify with <i>power access door center</i> . Specify with <i>power access door left</i> . Specify with <i>power access door right</i> . Specify with <i>power access door left and right</i> .
Applies to 72"W		
<ul style="list-style-type: none"> • No power access • Power access door center • Power access door left • Power access door right • Power access door left right • Power access door left and center • Power access door right and center • Power access door left, right, and center 	No cost +\$ 90 +\$ 90 +\$ 90 +\$180 +\$180 +\$180 +\$270	Specify with <i>no power access</i> . Specify with <i>power access door center</i> . Specify with <i>power door left</i> . Specify with <i>power door right</i> . Specify with <i>power access door left and and right</i> . Specify with <i>power access door left and center</i> . Specify with <i>power access door right and center</i> . Specify with <i>power access door left, right, and center</i> .
Related Products		
<ul style="list-style-type: none"> • Panel-mounted Universal Systems work surface supports • Reinforcing channel • Legs and columns for Universal Systems Worksurfaces • Work surface screens • Work surface power and communication components 		<ul style="list-style-type: none"> ▶ Page 450 ▶ Page 451 ▶ Page 462 ▶ Page 524 ▶ Page 527

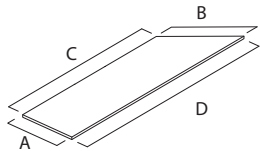
Specification Information

• Dimensions A B C D		• Style Number	Base Prices		• Option (Add \$ to Base Price)
			High-Pressure Laminate	Wood Laminate	
					
			• Plastic 3 mm Edge	• Wood Square Edge	
			• No Suffix	• Suffix SW	• Full-Fill • Finish on Wood • Group 1



Left-Hand With 1/2" Cord Drop

23 1/2"	27 1/8"	48"	61 1/16"	USE2448LH	\$267	\$ 836	+\$44
23 1/2"	27 1/8"	60"	73 9/16"	USE2460LH	\$302	\$ 973	+\$49
23 1/2"	27 1/8"	72"	85 9/16"	USE2472LH	\$379	\$1050	+\$52
29 1/2"	34 1/16"	48"	65 1/16"	USE3048LH	\$344	\$ 913	+\$46
29 1/2"	34 1/16"	60"	77 1/16"	USE3060LH	\$392	\$1063	+\$50
29 1/2"	34 1/16"	72"	89 1/16"	USE3072LH	\$467	\$1138	+\$53



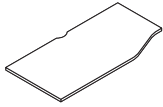
Right-Hand With 1/2" Cord Drop

23 1/2"	27 1/8"	48"	61 1/16"	USE2448RH	\$267	\$ 836	+\$44
23 1/2"	27 1/8"	60"	73 9/16"	USE2460RH	\$302	\$ 973	+\$49
23 1/2"	27 1/8"	72"	85 9/16"	USE2472RH	\$379	\$1050	+\$52
29 1/2"	34 1/16"	48"	65 1/16"	USE3048RH	\$344	\$ 913	+\$46
29 1/2"	34 1/16"	60"	77 1/16"	USE3060RH	\$392	\$1063	+\$50
29 1/2"	34 1/16"	72"	89 1/16"	USE3072RH	\$467	\$1138	+\$53

Transition Worksurfaces—with 1/2" Cord Drop

High-Pressure Laminate or Wood Veneer

SIN 711.1



Tip: Illustration above shows a left-hand worksurface.

Tip: Supports for freestanding and panel-mounted applications must be specified separately.

For wood group 2, wood group 3, and laminate price group 2 pricing, please refer to the electronic catalog or SmartTools.

Tip: Long worksurface spans require additional support. Reinforcing channel must be specified separately.




▶ Page 451

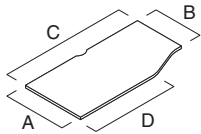
Standard Includes	Required to Specify
<ul style="list-style-type: none"> • Worksurface: High-Pressure Laminate price group 1 or wood group 1 veneer • Laminate worksurface: <ul style="list-style-type: none"> –Plastic 3 mm edge profile or plastic P-edge profile on front edge –Plastic default flat profile on side and back edges • Wood worksurface: <ul style="list-style-type: none"> –Wood 3 mm edge profile on front edge –Matching veneer flat profile on side and back edges • Cable scallop on back edge 	<ol style="list-style-type: none"> 1 Style number with appropriate edge profile suffix <ul style="list-style-type: none"> P Laminate with plastic P-edge SW Wood with square edge ▶ See edge profiles at right. 2 High-Pressure Laminate or wood color number for worksurface 3 Plastic color number for front edge on laminate worksurface, if selected 4 Options, if selected (see below) <ul style="list-style-type: none"> ▶ See <i>Surface Materials</i>, page 548.

Options	Price	Required to Specify
Surface Materials	High-Pressure Laminate worksurfaces	
<ul style="list-style-type: none"> • Laminate price group 2 • Open Line laminate 	<ul style="list-style-type: none"> See information at left +\$69 plus cost of laminate 	<ul style="list-style-type: none"> Specify laminate color number. ▶ See <i>Surface Materials Reference Manual</i>.
	Wood veneer worksurfaces	
<ul style="list-style-type: none"> • Wood group 2 • Wood group 3 • Customiz stain 	<ul style="list-style-type: none"> See information at left See information at left No cost 	<ul style="list-style-type: none"> Specify wood color number. Specify wood color number. Specify <i>with Customiz stain</i>. ▶ See <i>Surface Materials Reference Manual</i>. Specify full-fill finish number.
<ul style="list-style-type: none"> • Full-fill finish on wood group 1 	<ul style="list-style-type: none"> Prices at right 	
Scallops	<ul style="list-style-type: none"> • Omit scallop 	<ul style="list-style-type: none"> No cost Specify <i>omit scallop</i>.
Related Products	<ul style="list-style-type: none"> • Panel-mounted Universal Systems worksurface supports • Legs and columns for Universal Systems Worksurfaces • Worksurface screens • Worksurface power and communication components 	<ul style="list-style-type: none"> ▶ Page 450 ▶ Page 462 ▶ Page 524 ▶ Page 527

Tip: To specify 3 mm edge profile, no suffix is required. For all other edge profiles, add a suffix to the style number. (For example, UT2136L becomes UT2136LSW for wood with square edge profile.)

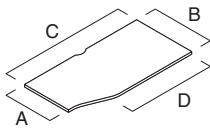
Specification Information

Dimensions			Style Number	Base Prices		Option (Add \$ to Base Price)
A	B	C		High-Pressure Laminate	Wood	
						
				Plastic 3 mm Edge	Plastic P-Edge	Wood Square Edge
				No Suffix	Suffix P	Suffix SW



Left-Hand Worksurfaces

23 1/2"	18 3/8"	36"	UT2136L	\$344	\$391	\$1015	+\$38
23 1/2"	18 3/8"	42"	UT2142L	\$365	\$418	\$1036	+\$43
23 1/2"	18 3/8"	48"	UT2148L	\$424	\$477	\$1095	+\$44
23 1/2"	18 3/8"	54"	UT2154L	\$454	\$507	\$1125	+\$46
23 1/2"	18 3/8"	60"	UT2160L	\$484	\$546	\$1155	+\$49
29 1/2"	23 1/2"	36"	UT3236L	\$408	\$455	\$1079	+\$43
29 1/2"	23 1/2"	42"	UT3242L	\$427	\$480	\$1098	+\$44
29 1/2"	23 1/2"	48"	UT3248L	\$499	\$552	\$1170	+\$46
29 1/2"	23 1/2"	54"	UT3254L	\$535	\$588	\$1206	+\$49
29 1/2"	23 1/2"	60"	UT3260L	\$568	\$630	\$1239	+\$53



Right-Hand Worksurfaces

18 3/8"	23 1/2"	36"	UT1236R	\$344	\$391	\$1015	+\$38
18 3/8"	23 1/2"	42"	UT1242R	\$365	\$418	\$1036	+\$43
18 3/8"	23 1/2"	48"	UT1248R	\$424	\$477	\$1095	+\$44
18 3/8"	23 1/2"	54"	UT1254R	\$454	\$507	\$1125	+\$46
18 3/8"	23 1/2"	60"	UT1260R	\$484	\$546	\$1155	+\$49
23 1/2"	29 1/2"	36"	UT2336R	\$408	\$455	\$1079	+\$43
23 1/2"	29 1/2"	42"	UT2342R	\$427	\$480	\$1098	+\$44
23 1/2"	29 1/2"	48"	UT2348R	\$499	\$552	\$1170	+\$46
23 1/2"	29 1/2"	54"	UT2354R	\$535	\$588	\$1206	+\$49
23 1/2"	29 1/2"	60"	UT2360R	\$568	\$630	\$1239	+\$53

Tapered Worksurfaces—with 1/2" Cord Drop

High-Pressure Laminate

SIN 711.1

Tip: Supports for freestanding and panel-mounted applications must be specified separately.

Tip: Long worksurface spans require additional support. Reinforcing channel must be specified separately.

▶ Page 451

For laminate price group 2 pricing, please refer to the electronic catalog or SmartTools.

Tip: Power and data access door and tray is ordered separately to be used with cutout.

▶ See page 448

Exception: Power and data access door and tray only fits on tapered worksurfaces that are 24"D to 30"D and 30"D to 24"D.

Tip: To specify 3 mm edge profile, no suffix is required.

Standard Includes	Required to Specify
-------------------	---------------------


<ul style="list-style-type: none"> • Worksurface: High-Pressure Laminate price group 1 • Laminate worksurface: <ul style="list-style-type: none"> –Plastic 3 mm edge profile on front edge –Plastic default flat profile on side and back edges • Cable scallop on back edge 	<ol style="list-style-type: none"> 1 Style number 2 High-Pressure Laminate color number for worksurface 3 Plastic color number for front edge on laminate worksurface 4 Options, if selected (see below) <p>▶ See <i>Surface Materials</i>, page 548.</p>
--	---

Options	Price	Required to Specify
---------	-------	---------------------

Surface Materials <ul style="list-style-type: none"> • High-Pressure Laminate worksurfaces • Laminate price group 2 • Open Line laminate 	See information at left +\$69 plus cost of laminate	Specify laminate color number. ▶ See <i>Surface Materials Reference Manual</i> .
Scallop <ul style="list-style-type: none"> • Omit scallop 	No cost	Specify <i>omit scallop</i> .
Cutout for Power and Data Access Door and Tray <ul style="list-style-type: none"> • Cutout 	No cost	Specify <i>with cutout for power and data access door</i> .

Related Products <ul style="list-style-type: none"> • Panel-mounted Universal Systems worksurface supports • Legs and columns for Universal Systems Worksurfaces • Worksurface screens • Worksurface power and communication components 	▶ Page 450 ▶ Page 462 ▶ Page 524 ▶ Page 527
--	--

Specification Information

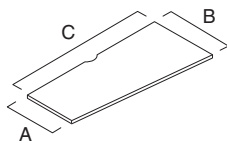
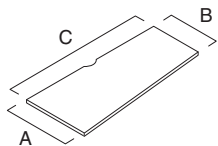
Base Price High-Pressure Laminate		
	<ul style="list-style-type: none"> • Dimensions A B C 	<ul style="list-style-type: none"> • Style Number • Plastic 3 mm Edge • No Suffix

Left-Hand Worksurfaces

23 1/2"	18 3/8"	48"	UTT2148	\$424
23 1/2"	18 3/8"	60"	UTT2160	\$484
23 1/2"	18 3/8"	72"	UTT2172	\$541
29 1/2"	23 1/2"	48"	UTT3248	\$499
29 1/2"	23 1/2"	60"	UTT3260	\$568
29 1/2"	23 1/2"	72"	UTT3272	\$636
:	:	:	:	:

Right-Hand Worksurfaces

18 3/8"	23 1/2"	48"	UTT1248	\$424
18 3/8"	23 1/2"	60"	UTT1260	\$484
18 3/8"	23 1/2"	72"	UTT1272	\$541
23 1/2"	29 1/2"	48"	UTT2348	\$499
23 1/2"	29 1/2"	60"	UTT2360	\$568
23 1/2"	29 1/2"	72"	UTT2372	\$636
:	:	:	:	:



Tapered Worksurfaces with Soft Edge Profile— with 1/2" Cord Drop

Tapered Worksurfaces with
Soft Edge Profile—with 1/2"
Cord Drop

High-Pressure Laminate
SIN 711.1

Tip: Supports for freestanding and panel-mounted applications must be specified separately.

Tip: Long worksurface spans require additional support.

For laminate price group 2 pricing, please refer to the electronic catalog or SmartTools.

Tip: Power and data access door and tray is ordered separately to be used with cutout.

▶ See page 448

Standard Includes		Required to Specify	
<ul style="list-style-type: none"> • Worksurface: High-Pressure Laminate price group 1 • Laminate worksurface: <ul style="list-style-type: none"> - Plastic antimicrobial soft edge profile centered on worksurface - Plastic 3 mm edge profile on balance of front edge - Plastic flat profile on side and back edges • Cable scallop on back edge 		<ol style="list-style-type: none"> 1 Style number 2 High-Pressure Laminate color number for worksurface 3 Plastic color number for front edge on laminate worksurface 4 Options, if selected (see below) <ul style="list-style-type: none"> ▶ See <i>Surface Materials</i>, page 548. 	

Options	Price	Required to Specify
Surface Materials <ul style="list-style-type: none"> • High-Pressure Laminate worksurfaces • Laminate price group 2 • Open Line laminate 	See information at left +\$69 plus cost of laminate	Specify laminate color number. ▶ See <i>Surface Materials Reference Manual</i> .
Soft Edge <ul style="list-style-type: none"> • Antimicrobial edge • No antimicrobial edge 	No cost No cost	Specify <i>with antimicrobial soft edge</i> . Specify <i>without antimicrobial soft edge</i> .
Scallop <ul style="list-style-type: none"> • Omit scallop 	No cost	Specify <i>with omit scallop</i> .
Cutout for Power and Data Access Door and Tray <ul style="list-style-type: none"> • Cutout 	No cost	Specify <i>with cutout for power and data access door</i> .
Related Products <ul style="list-style-type: none"> • Panel-mounted Universal Systems worksurface supports • Legs and columns for Universal Systems Worksurfaces • Worksurface screens 		▶ Page 454 ▶ Page 462 ▶ Page 524

Specification Information

Base Price



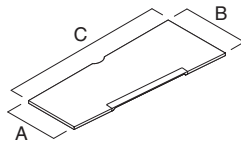
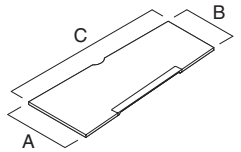
Dimensions			Style Number	Soft Edge Profile
A	B	C		

Left-Hand With 1/2" Cord Drop

29 1/2"	23 1/2"	48"	UTT3248S	\$825
29 1/2"	23 1/2"	60"	UTT3260S	\$894
29 1/2"	23 1/2"	72"	UTT3272S	\$962

Right-Hand With 1/2" Cord Drop

23 1/2"	29 1/2"	48"	UTT2348S	\$825
23 1/2"	29 1/2"	60"	UTT2360S	\$894
23 1/2"	29 1/2"	72"	UTT2372S	\$962



Taper-Flat Worksurfaces—with 1/2" Cord Drop

High-Pressure Laminate

SIN 711.1

Tip: Supports for freestanding and panel-mounted applications must be specified separately.

Tip: Worksurface spans greater than 54" require additional support of a cantilever, pedestal, intermediate support, or leg. Exception; work-surfaces can span up to 60" in heavy load applications and up to 72" in light load applications if a reinforcing channel is used. Reinforcing channel must be specified separately.

▶ Page 451

For laminate price group 2 pricing, please refer to the electronic catalog or SmartTools.

Tip: To specify 3 mm edge profile, no suffix is required.

Standard Includes	Required to Specify
-------------------	---------------------

<ul style="list-style-type: none"> • Worksurface: High-Pressure Laminate price group 1 • Laminate worksurface: <ul style="list-style-type: none"> –Plastic 3 mm edge profile on front edge –Plastic default flat profile on side and back edges • Cable scallop on back edge 	<ol style="list-style-type: none"> 1 Style number 2 High-Pressure Laminate color number for worksurface 3 Plastic color number for front edge on laminate worksurface 4 Options, if selected (see below) <p>▶ See <i>Surface Materials</i>, page 548.</p>
--	---

Surface Materials	Options	Price	Required to Specify
-------------------	---------	-------	---------------------

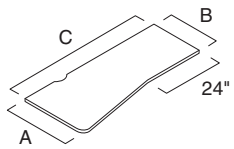
Surface Materials	High-Pressure Laminate worksurfaces		
	<ul style="list-style-type: none"> • Laminate price group 2 • Open Line laminate 	See information at left +\$69 plus cost of laminate	Specify laminate color number. ▶ See <i>Surface Materials Reference Manual</i> .

Scallop	• Omit scallop	No cost	Specify <i>omit scallop</i> .
----------------	----------------	---------	-------------------------------

Related Products	<ul style="list-style-type: none"> • Panel-mounted Universal Systems worksurface supports • Legs and columns for Universal Systems Worksurfaces • Worksurface screens • Worksurface power and communication components 		<ul style="list-style-type: none"> ▶ Page 450 ▶ Page 462 ▶ Page 524 ▶ Page 527
-------------------------	--	--	--

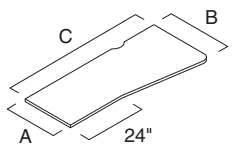
Specification Information

Dimensions			Style		Base Price
A	B	C	Number	Plastic 3 mm Edge	High-Pressure Laminate
.....
.....
.....
.....
.....
.....
.....



Left-Hand Worksurfaces

23 1/2"	18 3/8"	60"	UTTF2160	\$484
23 1/2"	18 3/8"	72"	UTTF2172	\$541
29 1/2"	18 3/8"	60"	UTTF3160	\$568
29 1/2"	18 3/8"	72"	UTTF3172	\$636
29 1/2"	23 1/2"	60"	UTTF3260	\$568
29 1/2"	23 1/2"	72"	UTTF3272	\$636
.....



Right-Hand Worksurfaces

18 3/8"	23 1/2"	60"	UTTF1260	\$484
18 3/8"	23 1/2"	72"	UTTF1272	\$541
18 3/8"	29 1/2"	60"	UTTF1360	\$568
18 3/8"	29 1/2"	72"	UTTF1372	\$636
23 1/2"	29 1/2"	60"	UTTF2360	\$568
23 1/2"	29 1/2"	72"	UTTF2372	\$636
.....

Single-Tapered Worksurfaces—with 1/2" Cord Drop

High-Pressure Laminate
SIN 711.1

Single-Tapered
Worksurfaces—with 1/2"
Cord Drop

Tip: Supports for freestanding and panel-mounted applications must be specified separately.

Tip: Worksurface spans greater than 54" require additional support of a cantilever, pedestal, intermediate support, or leg. Exception; work-surfaces can span up to 60" in heavy load applications and up to 72" in light load applications if a reinforcing channel is used. Reinforcing channel must be specified separately.

▶ Page 451

For laminate price group 2 pricing, please refer to the electronic catalog or SmartTools.

Tip: To specify 3 mm edge profile, no suffix is required.


Standard Includes	Required to Specify
-------------------	---------------------

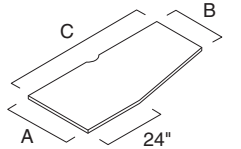
<ul style="list-style-type: none"> • Worksurface: High-Pressure Laminate price group 1 • Laminate worksurface: <ul style="list-style-type: none"> –Plastic 3 mm edge profile on front edge –Plastic default flat profile on side and back edges • Cable scallop on back edge 	<ol style="list-style-type: none"> 1 Style number 2 High-Pressure Laminate color number for worksurface 3 Plastic color number for front edge on laminate worksurface 4 Options, if selected (see below) <p>▶ See <i>Surface Materials</i>, page 548.</p>
--	---

Options	Price	Required to Specify
---------	-------	---------------------

Surface Materials <ul style="list-style-type: none"> • High-Pressure Laminate worksurfaces • Laminate price group 2 • Open Line laminate 	See information at left +\$69 plus cost of laminate	Specify laminate color number. ▶ See <i>Surface Materials Reference Manual</i> .
Scallop <ul style="list-style-type: none"> • Omit scallop 	No cost	Specify <i>omit scallop</i> .
Related Products <ul style="list-style-type: none"> • Panel-mounted Universal Systems worksurface supports • Legs and columns for Universal Systems Worksurfaces • Worksurface screens • Worksurface power and communication components 		▶ Page 450 ▶ Page 462 ▶ Page 524 ▶ Page 527

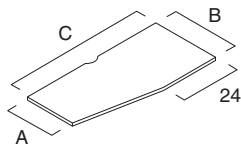
Specification Information

Dimensions	Style Number	Base Price
A B C	Number	High-Pressure Laminate
...	...	 Plastic 3 mm Edge No Suffix
...	...	



Left-Hand Worksurfaces

23 1/2"	18 3/8"	60"	UST2160	\$484
23 1/2"	18 3/8"	72"	UST2172	\$541
29 1/2"	23 1/2"	60"	UST3260	\$568
29 1/2"	23 1/2"	72"	UST3272	\$636
...



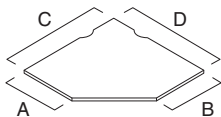
Right-Hand Worksurfaces

18 3/8"	23 1/2"	60"	UST1260	\$484
18 3/8"	23 1/2"	72"	UST1272	\$541
23 1/2"	29 1/2"	60"	UST2360	\$568
23 1/2"	29 1/2"	72"	UST2372	\$636
...

Corner, Flat-Front Worksurfaces—with 1/2" Cord Drop

High-Pressure Laminate

SIN 711.1



Tip: Supports must be specified separately, including side support brackets for rear corner support in panel-mounted applications.

For laminate price group 2 pricing, please refer to the electronic catalog or SmartTools.

Tip: To specify 3 mm edge profile, no suffix is required.

Standard Includes

- Worksurface: High-Pressure Laminate price group 1
 - Plastic 3 mm edge profile on front edge
 - Plastic default flat profile on side and back edges
- Cable scallops on back edges

Required to Specify

- 1 Style number
- 2 High-Pressure Laminate color number for worksurface
- 3 Plastic color number for front edge on laminate worksurface
- 4 Options, if selected (see below)
 - ▶ See *Surface Materials*, page 548.

Options

Options	Price	Required to Specify
Surface Materials <ul style="list-style-type: none"> • High-Pressure Laminate worksurfaces <ul style="list-style-type: none"> • Laminate price group 2 • Open Line laminate 	See information at left +\$69 plus cost of laminate	Specify laminate color number. ▶ See <i>Surface Materials Reference Manual</i> .
Scallops <ul style="list-style-type: none"> • Omit scallops 	No cost	Specify <i>omit scallops</i> .
Related Products <ul style="list-style-type: none"> • Panel-mounted Universal Systems worksurface supports • Legs and columns for Universal Systems Worksurfaces • Worksurface screens • Worksurface power and communication components 		▶ Page 450 ▶ Page 462 ▶ Page 524 ▶ Page 527

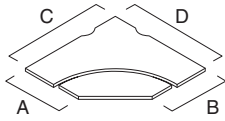
Specification Information

Dimensions				Style Number	Plastic 3 mm Edge	Base Price High-Pressure Laminate
A	B	C	D			
23 1/2"	23 1/2"	35 1/2"	35 1/2"	UCF223636	No Suffix	\$363
23 1/2"	23 1/2"	41 1/2"	41 1/2"	UCF224242	No Suffix	\$397
23 1/2"	23 1/2"	47 1/2"	47 1/2"	UCF224848	No Suffix	\$451
29 1/2"	29 1/2"	41 1/2"	41 1/2"	UCF334242	No Suffix	\$436
29 1/2"	29 1/2"	47 1/2"	47 1/2"	UCF334848	No Suffix	\$494
:	:	:	:	:	:	:

Dual Corner, Flat-Front Worksurfaces—with 1/2" Cord Drop

Dual Corner, Flat-Front Worksurfaces—with 1/2" Cord Drop

High-Pressure Laminate
SIN 711.1



Tip: Supports must be specified separately, including side support brackets for rear corner support in panel-mounted applications.

For laminate price group 2 pricing, please refer to the electronic catalog or SmartTools.

Tip: Keyboard surface adjusts 6" higher or 5" lower than work surface height.

Tip: Dual corner, flat-front work surfaces must be panel hung.

Tip: 23 1/2"D dual corner, flat-front work surfaces must be supported with a center support on each side.

Tip: 29 1/2"D dual corner, flat-front work surfaces can be supported with a cantilever or center support.

Tip: To specify 3 mm edge profile, no suffix is required.

Standard Includes

- Worksurface: High-Pressure Laminate price group 1
- Laminate work surface:
 - Plastic 3 mm edge profile on front edge of keyboard surface
 - Plastic default flat profile on all other edges
- Cable scallops on back edges
- Keyboard mechanism

Required to Specify

- 1 Style number
 - 2 High-Pressure Laminate color number for work surface
 - 3 Plastic color number for edges on laminate work surface
 - 4 Options, if selected (see below)
- ▶ See *Surface Materials*, page 548.

Options

Options	Price	Required to Specify
Surface Materials <ul style="list-style-type: none"> • High-Pressure Laminate work surfaces • Laminate price group 2 • Open Line laminate 	See information at left +\$69 plus cost of laminate	Specify laminate color number. ▶ See <i>Surface Materials Reference Manual</i> .
Scallops <ul style="list-style-type: none"> • Omit scallops 	No cost	Specify <i>omit scallops</i> .
Related Products <ul style="list-style-type: none"> • Panel-mounted Universal Systems work surface supports • Legs and columns for Universal Systems Worksurfaces • Work surface screens • Work surface power and communication components 		▶ Page 450 ▶ Page 462 ▶ Page 524 ▶ Page 527

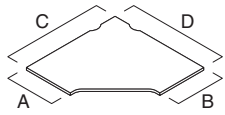
Specification Information

Dimensions				Style Number	Plastic 3 mm Edge	Base Price High-Pressure Laminate
A	B	C	D			
23 1/2"	23 1/2"	41 1/2"	41 1/2"	UDC224242	No Suffix	\$ 990
23 1/2"	23 1/2"	47 1/2"	47 1/2"	UDC224848	No Suffix	\$1042
29 1/2"	29 1/2"	47 1/2"	47 1/2"	UDC334848	No Suffix	\$1084

Corner, Straight-Front Worksurfaces—with 1/2" Cord Drop

High-Pressure Laminate

SIN 711.1



Tip: Corner, straight-front worksurfaces are available in High-Pressure Laminate only.

Tip: Supports must be specified separately, including side support brackets for rear corner support in panel-mounted applications.

For laminate price group 2 pricing, please refer to the electronic catalog or SmartTools.

Tip: To specify 3 mm edge profile, no suffix is required. For P-edge profile, add a P suffix to the style number. (For example, UC114242 becomes UC114242P.)

Standard Includes Required to Specify

- Worksurface: High-Pressure Laminate price group 1
 - Plastic 3 mm edge profile or plastic P-edge profile on front edge
 - Plastic default flat profile on side and back edges
- Cable scallops on back edges

- 1 Style number with appropriate edge profile suffix
 - P** Laminate with plastic P-edge
 - ▶ See edge profiles below.
- 2 High-Pressure Laminate color number for worksurface
- 3 Plastic color number for front edge on laminate worksurface
- 4 Options, if selected (see below)
 - ▶ See *Surface Materials*, page 548.

Options Price Required to Specify

Options	Price	Required to Specify
Surface Materials	High-Pressure Laminate worksurfaces	
<ul style="list-style-type: none"> • Laminate price group 2 • Open Line laminate 	See information at left +\$69 plus cost of laminate	Specify laminate color number. ▶ See <i>Surface Materials Reference Manual</i> .
Scallops	<ul style="list-style-type: none"> • Omit scallops 	No cost Specify omit scallops.
Related Products	<ul style="list-style-type: none"> • Panel-mounted Universal Systems worksurface supports • Legs and columns for Universal Systems Worksurfaces • Worksurface screens • Worksurface power and communication components 	<ul style="list-style-type: none"> ▶ Page 450 ▶ Page 462 ▶ Page 524 ▶ Page 527

Specification Information

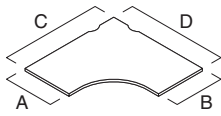
Dimensions				Style Number	Base Prices High-Pressure Laminate	
A	B	C	D		Plastic 3 mm Edge No Suffix	Plastic P-Edge Suffix P
18 ³ / ₈ "	18 ³ / ₈ "	41 ¹ / ₂ "	41 ¹ / ₂ "	UC114242	\$380	\$436
18 ³ / ₈ "	23 ¹ / ₂ "	41 ¹ / ₂ "	41 ¹ / ₂ "	UC124242	\$418	\$474
23 ¹ / ₂ "	18 ³ / ₈ "	41 ¹ / ₂ "	41 ¹ / ₂ "	UC214242	\$418	\$474
23 ¹ / ₂ "	23 ¹ / ₂ "	35 ¹ / ₂ "	35 ¹ / ₂ "	UC223636	\$363	\$419
23 ¹ / ₂ "	23 ¹ / ₂ "	41 ¹ / ₂ "	41 ¹ / ₂ "	UC224242	\$397	\$453
23 ¹ / ₂ "	23 ¹ / ₂ "	47 ¹ / ₂ "	47 ¹ / ₂ "	UC224848	\$451	\$507
23 ¹ / ₂ "	23 ¹ / ₂ "	59 ¹ / ₂ "	59 ¹ / ₂ "	UC226060	\$833	\$945
29 ¹ / ₂ "	29 ¹ / ₂ "	41 ¹ / ₂ "	41 ¹ / ₂ "	UC334242	\$436	\$492
29 ¹ / ₂ "	29 ¹ / ₂ "	47 ¹ / ₂ "	47 ¹ / ₂ "	UC334848	\$494	\$550

Corner, Curved-Front Worksurfaces—with 1/2" Cord Drop

High-Pressure Laminate or Wood Veneer

SIN 711.1

Corner, Curved-Front Worksurfaces—with 1/2" Cord Drop



Tip: Supports must be specified separately, including side support brackets for rear corner support in panel-mounted applications.

Standard Includes	Required to Specify
<ul style="list-style-type: none"> • Worksurface: High-Pressure Laminate price group 1 or wood group 1 veneer • Laminate worksurface: <ul style="list-style-type: none"> –Plastic 3 mm edge profile or plastic P-edge profile on front edge –Plastic default flat profile on side and back edges • Wood worksurface: <ul style="list-style-type: none"> –Wood 3 mm edge profile on front edge –Matching veneer flat profile on side and back edges • Cable scallop on back edge 	<ol style="list-style-type: none"> 1 Style number with appropriate edge profile suffix <ul style="list-style-type: none"> P Laminate with plastic P-edge SW Wood with square edge ▶ See edge profiles below. 2 High-Pressure Laminate or wood color number for worksurface 3 Plastic color number for front edge on laminate worksurface, if selected 4 Options, if selected (see below) <ul style="list-style-type: none"> ▶ See <i>Surface Materials</i>, page 548.

For wood group 2, wood group 3, and laminate price group 2 pricing, please refer to the electronic catalog or SmartTools.

Options	Price	Required to Specify
Surface Materials <ul style="list-style-type: none"> • High-Pressure Laminate worksurfaces <ul style="list-style-type: none"> • Laminate price group 2 • Open Line laminate • Wood veneer worksurfaces <ul style="list-style-type: none"> • Wood group 2 • Wood group 3 • Customiz stain • Full-fill finish on wood group 1 	<ul style="list-style-type: none"> See information at left +\$69 plus cost of laminate See information at left See information at left No cost Prices below 	<ul style="list-style-type: none"> Specify laminate color number. ▶ See <i>Surface Materials Reference Manual</i>. Specify wood color number. Specify wood color number. Specify with <i>Customiz stain</i>. ▶ See <i>Surface Materials Reference Manual</i>. Specify full-fill finish number.
Scallops <ul style="list-style-type: none"> • Omit scallop 	No cost	Specify <i>omit scallop</i> .
Related Products <ul style="list-style-type: none"> • Panel-mounted Universal Systems worksurface supports • Legs and columns for Universal Systems Worksurfaces • Worksurface screens • Worksurface power and communication components 		<ul style="list-style-type: none"> ▶ Page 450 ▶ Page 462 ▶ Page 524 ▶ Page 527

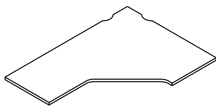
Tip: To specify 3 mm edge profile, no suffix is required. For all other edge profiles, add a suffix to the style number. (For example, UCC114242 becomes UCC114242SW for wood with square edge profile.)

Specification Information				Base Prices			Option (Add \$ to Base Price)
				High-Pressure Laminate	Wood		
• Dimensions A B C D	• Style Number	• Plastic		• Wood Square Edge Suffix SW	• Option		
		3 mm Edge No Suffix	P-Edge Suffix P			Full-Fill Finish on Wood Group 1	
18 ³ / ₈ " 18 ³ / ₈ " 35 ¹ / ₂ " 35 ¹ / ₂ "	UCC113636	\$422	N.A.	N.A.	N.A.		
18 ³ / ₈ " 18 ³ / ₈ " 41 ¹ / ₂ " 41 ¹ / ₂ "	UCC114242	\$451	\$507	\$1093	+\$54		
18 ³ / ₈ " 18 ³ / ₈ " 47 ¹ / ₂ " 47 ¹ / ₂ "	UCC114848	\$503	N.A.	N.A.	N.A.		
18 ³ / ₈ " 23 ¹ / ₂ " 41 ¹ / ₂ " 41 ¹ / ₂ "	UCC124242	\$484	\$540	\$1126	+\$54		
23 ¹ / ₂ " 18 ³ / ₈ " 41 ¹ / ₂ " 41 ¹ / ₂ "	UCC214242	\$484	\$540	\$1126	+\$54		
23 ¹ / ₂ " 23 ¹ / ₂ " 35 ¹ / ₂ " 35 ¹ / ₂ "	UCC223636	\$428	\$484	\$1070	+\$54		
23 ¹ / ₂ " 23 ¹ / ₂ " 41 ¹ / ₂ " 41 ¹ / ₂ "	UCC224242	\$467	\$523	\$1109	+\$54		
23 ¹ / ₂ " 23 ¹ / ₂ " 47 ¹ / ₂ " 47 ¹ / ₂ "	UCC224848	\$518	\$574	\$1160	+\$57		
23 ¹ / ₂ " 23 ¹ / ₂ " 59 ¹ / ₂ " 59 ¹ / ₂ "	UCC226060	\$833	\$945	N.A.	N.A.		
29 ¹ / ₂ " 29 ¹ / ₂ " 41 ¹ / ₂ " 41 ¹ / ₂ "	UCC334242	\$505	\$561	\$1147	+\$55		
29 ¹ / ₂ " 29 ¹ / ₂ " 47 ¹ / ₂ " 47 ¹ / ₂ "	UCC334848	\$562	\$618	\$1204	+\$59		

Extended Corner, Straight-Front Worksurfaces—with 1/2" Cord Drop

High-Pressure Laminate

SIN 711.1



Tip: Illustration above shows a left-hand worksurface.

Tip: Extended corner, straight-front worksurfaces are available in High-Pressure Laminate only.

Tip: Supports must be specified separately, including side support brackets for rear corner support in panel-mounted applications.

For laminate price group 2 pricing, please refer to the electronic catalog or SmartTools.

Tip: Worksurface spans greater than 54" require additional support of a cantilever, pedestal, intermediate support, or leg. Exception; worksurfaces can span up to 60" in heavy load applications and up to 72" in light load applications if a reinforcing channel is used. Reinforcing channel must be specified separately.

▶ Page 451

Standard Includes	Required to Specify
<ul style="list-style-type: none"> • Worksurface: High-Pressure Laminate price group 1 –Plastic 3 mm edge profile or plastic P-edge profile on front edge –Plastic default flat profile on side and back edges • Cable scallops on back edges 	<ol style="list-style-type: none"> 1 Style number with appropriate edge profile suffix <ul style="list-style-type: none"> ▶ Laminate with plastic P-edge ▶ See edge profiles at right. 2 High-Pressure Laminate color number for worksurface 3 Plastic color number for front edge on laminate worksurface 4 Options, if selected (see below) <ul style="list-style-type: none"> ▶ See <i>Surface Materials</i>, page 548.

Options	Price	Required to Specify
Surface Materials <ul style="list-style-type: none"> • High-Pressure Laminate worksurfaces • Laminate price group 2 • Open Line laminate 	See information at left +\$69 plus cost of laminate	Specify laminate color number. ▶ See <i>Surface Materials Reference Manual</i> .
Scallops <ul style="list-style-type: none"> • Omit scallops 	No cost	Specify <i>omit scallops</i> .
Related Products <ul style="list-style-type: none"> • Panel-mounted Universal Systems worksurface supports • Reinforcing channel • Legs and columns for Universal Systems Worksurfaces • Worksurface screens • Worksurface power and communication components 		▶ Page 450 ▶ Page 451 ▶ Page 462 ▶ Page 524 ▶ Page 527

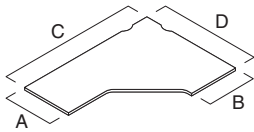
Tip: To specify 3 mm edge profile, no suffix is required. For P-edge profile, add a **P** suffix to the style number. (For example, UE2202L becomes UE2202LP.)

Specification Information

**Base Prices
High-Pressure Laminate**

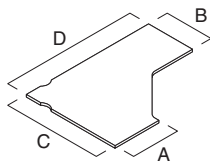


• Dimensions A B C D	• Style Number	• Plastic 3 mm Edge	• Plastic P-Edge
		No Suffix	Suffix P



Left-Hand Worksurfaces

23 1/2"	23 1/2"	59 1/2"	41 1/2"	UE2202L	\$689	\$ 786
23 1/2"	23 1/2"	65 1/2"	41 1/2"	UE2262L	\$752	\$ 849
23 1/2"	23 1/2"	71 1/2"	41 1/2"	UE2222L	\$815	\$ 912
23 1/2"	23 1/2"	59 1/2"	47 1/2"	UE2208L	\$707	\$ 804
23 1/2"	23 1/2"	65 1/2"	47 1/2"	UE2268L	\$767	\$ 864
23 1/2"	23 1/2"	71 1/2"	47 1/2"	UE2228L	\$828	\$ 925
23 1/2"	29 1/2"	59 1/2"	47 1/2"	UE2308L	\$772	\$ 869
23 1/2"	29 1/2"	65 1/2"	47 1/2"	UE2368L	\$833	\$ 930
23 1/2"	29 1/2"	71 1/2"	47 1/2"	UE2328L	\$900	\$ 997
29 1/2"	23 1/2"	59 1/2"	47 1/2"	UE3208L	\$772	\$ 869
29 1/2"	23 1/2"	65 1/2"	47 1/2"	UE3268L	\$833	\$ 930
29 1/2"	23 1/2"	71 1/2"	47 1/2"	UE3228L	\$900	\$ 997
29 1/2"	29 1/2"	59 1/2"	47 1/2"	UE3308L	\$808	\$ 905
29 1/2"	29 1/2"	65 1/2"	47 1/2"	UE3368L	\$873	\$ 970
29 1/2"	29 1/2"	71 1/2"	47 1/2"	UE3328L	\$934	\$1031



Right-Hand Worksurfaces

23 1/2"	23 1/2"	41 1/2"	59 1/2"	UE2220R	\$689	\$ 786
23 1/2"	23 1/2"	41 1/2"	65 1/2"	UE2226R	\$752	\$ 849
23 1/2"	23 1/2"	41 1/2"	71 1/2"	UE2222R	\$815	\$ 912
23 1/2"	23 1/2"	47 1/2"	59 1/2"	UE2280R	\$707	\$ 804
23 1/2"	23 1/2"	47 1/2"	65 1/2"	UE2286R	\$767	\$ 864
23 1/2"	23 1/2"	47 1/2"	71 1/2"	UE2282R	\$828	\$ 925
23 1/2"	29 1/2"	47 1/2"	59 1/2"	UE2380R	\$772	\$ 869
23 1/2"	29 1/2"	47 1/2"	65 1/2"	UE2386R	\$833	\$ 930
23 1/2"	29 1/2"	47 1/2"	71 1/2"	UE2382R	\$900	\$ 997
29 1/2"	23 1/2"	47 1/2"	59 1/2"	UE3280R	\$772	\$ 869
29 1/2"	23 1/2"	47 1/2"	65 1/2"	UE3286R	\$833	\$ 930
29 1/2"	23 1/2"	47 1/2"	71 1/2"	UE3282R	\$900	\$ 997
29 1/2"	29 1/2"	47 1/2"	59 1/2"	UE3380R	\$808	\$ 905
29 1/2"	29 1/2"	47 1/2"	65 1/2"	UE3386R	\$873	\$ 970
29 1/2"	29 1/2"	47 1/2"	71 1/2"	UE3382R	\$934	\$1031

Extended Corner, Curved-Front Worksurfaces—with 1/2" Cord Drop

High-Pressure Laminate or Wood Veneer

SIN 711.1



Tip: Illustration above shows a left-hand worksurface.

Tip: Supports must be specified separately, including side support brackets for rear corner support in panel-mounted applications.

For wood group 2, wood group 3, and laminate price group 2 pricing, please refer to the electronic catalog or SmartTools.




Tip: Worksurface spans greater than 54" require additional support of a cantilever, pedestal, intermediate support, or leg. Exception; work-surfaces can span up to 60" in heavy load applications and up to 72" in light load applications if a reinforcing channel is used. Reinforcing channel must be specified separately. ▶ Page 451

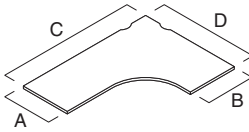
Standard Includes	Required to Specify
<ul style="list-style-type: none"> • Worksurface: High-Pressure Laminate price group 1 or wood group 1 veneer • Laminate worksurface: <ul style="list-style-type: none"> –Plastic 3 mm edge profile or plastic P-edge profile on front edge –Plastic default flat profile on side and back edges • Wood worksurface: <ul style="list-style-type: none"> –Wood 3 mm edge profile on front edge –Matching veneer flat profile on side and back edge • Cable scallops on back edges 	<ol style="list-style-type: none"> 1 Style number with appropriate edge profile suffix <ul style="list-style-type: none"> P Laminate with plastic P-edge SW Wood with square edge ▶ See edge profiles at right. 2 High-Pressure Laminate or wood color number for worksurface 3 Plastic color number for front edge on laminate worksurface, if selected 4 Options, if selected (see below) <ul style="list-style-type: none"> ▶ See <i>Surface Materials</i>, page 548.

Options	Price	Required to Specify
Surface Materials <ul style="list-style-type: none"> • High-Pressure Laminate worksurfaces <ul style="list-style-type: none"> • Laminate price group 2 See information at left • Open Line laminate +\$69 plus cost of laminate • Wood veneer worksurfaces <ul style="list-style-type: none"> • Wood group 2 See information at left • Wood group 3 See information at left • Customiz stain No cost • Full-fill finish on wood group 1 Prices at right 		<ul style="list-style-type: none"> ▶ Specify laminate color number. ▶ See <i>Surface Materials Reference Manual</i>. <hr/> <ul style="list-style-type: none"> ▶ Specify wood color number. ▶ Specify wood color number. ▶ Specify with <i>Customiz stain</i>. ▶ See <i>Surface Materials Reference Manual</i>. ▶ Specify full-fill finish number. <hr/> <ul style="list-style-type: none"> ▶ Specify omit scallops.
Scallops <ul style="list-style-type: none"> • Omit scallops No cost 		
Related Products <ul style="list-style-type: none"> • Panel-mounted Universal Systems worksurface supports • Legs and columns for Universal Systems Worksurfaces • Reinforcing channel • Worksurface screens • Worksurface power and communication components 		<ul style="list-style-type: none"> ▶ Page 450 ▶ Page 462 ▶ Page 451 ▶ Page 524 ▶ Page 527

Tip: To specify 3 mm edge profile, no suffix is required. For all other edge profiles, add a suffix to the style number. (For example, UEC2202L becomes UEC2202LSW for wood with square edge profile.)

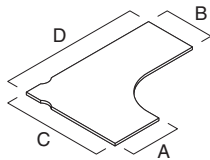
Specification Information

Planning Dimensions				Style Number	Base Prices		Option (Add \$ to Base Price) Full-Fill Finish on Wood Group 1
A	B	C	D		High-Pressure Laminate	Wood	
					 Plastic 3 mm Edge No Suffix	 Plastic P-Edge Suffix P	 Wood Square Edge Suffix SW



Left-Hand Worksurfaces

23 1/2"	23 1/2"	59 1/2"	41 1/2"	UEC2202L	\$689	\$ 786	\$1485	+\$62
23 1/2"	23 1/2"	65 1/2"	41 1/2"	UEC2262L	\$752	\$ 849	\$1548	+\$78
23 1/2"	23 1/2"	71 1/2"	41 1/2"	UEC2222L	\$815	\$ 912	\$1611	+\$79
23 1/2"	23 1/2"	59 1/2"	47 1/2"	UEC2208L	\$707	\$ 804	\$1503	+\$78
23 1/2"	23 1/2"	65 1/2"	47 1/2"	UEC2268L	\$767	\$ 864	\$1563	+\$79
23 1/2"	23 1/2"	71 1/2"	47 1/2"	UEC2228L	\$828	\$ 925	\$1624	+\$82
23 1/2"	29 1/2"	59 1/2"	47 1/2"	UEC2308L	\$772	\$ 869	\$1568	+\$79
23 1/2"	29 1/2"	65 1/2"	47 1/2"	UEC2368L	\$833	\$ 930	\$1629	+\$82
23 1/2"	29 1/2"	71 1/2"	47 1/2"	UEC2328L	\$900	\$ 997	\$1696	+\$83
29 1/2"	23 1/2"	59 1/2"	47 1/2"	UEC3208L	\$772	\$ 869	\$1568	+\$79
29 1/2"	23 1/2"	65 1/2"	47 1/2"	UEC3268L	\$833	\$ 930	\$1629	+\$82
29 1/2"	23 1/2"	71 1/2"	47 1/2"	UEC3228L	\$900	\$ 997	\$1696	+\$83
29 1/2"	29 1/2"	59 1/2"	47 1/2"	UEC3308L	\$808	\$ 905	\$1604	+\$82
29 1/2"	29 1/2"	65 1/2"	47 1/2"	UEC3368L	\$873	\$ 970	\$1669	+\$83
29 1/2"	29 1/2"	71 1/2"	47 1/2"	UEC3328L	\$934	\$1031	\$1730	+\$85



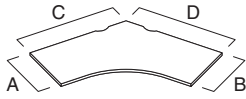
Right-Hand Worksurfaces

23 1/2"	23 1/2"	41 1/2"	59 1/2"	UEC2220R	\$689	\$ 786	\$1485	+\$62
23 1/2"	23 1/2"	41 1/2"	65 1/2"	UEC2226R	\$752	\$ 849	\$1548	+\$78
23 1/2"	23 1/2"	41 1/2"	71 1/2"	UEC2222R	\$815	\$ 912	\$1611	+\$79
23 1/2"	23 1/2"	47 1/2"	59 1/2"	UEC2280R	\$707	\$ 804	\$1503	+\$78
23 1/2"	23 1/2"	47 1/2"	65 1/2"	UEC2286R	\$767	\$ 864	\$1563	+\$79
23 1/2"	23 1/2"	47 1/2"	71 1/2"	UEC2282R	\$828	\$ 925	\$1624	+\$82
23 1/2"	29 1/2"	47 1/2"	59 1/2"	UEC2380R	\$772	\$ 869	\$1568	+\$79
23 1/2"	29 1/2"	47 1/2"	65 1/2"	UEC2386R	\$833	\$ 930	\$1629	+\$82
23 1/2"	29 1/2"	47 1/2"	71 1/2"	UEC2382R	\$900	\$ 997	\$1696	+\$83
29 1/2"	23 1/2"	47 1/2"	59 1/2"	UEC3280R	\$772	\$ 869	\$1568	+\$79
29 1/2"	23 1/2"	47 1/2"	65 1/2"	UEC3286R	\$833	\$ 930	\$1629	+\$82
29 1/2"	23 1/2"	47 1/2"	71 1/2"	UEC3282R	\$900	\$ 997	\$1696	+\$83
29 1/2"	29 1/2"	47 1/2"	59 1/2"	UEC3380R	\$808	\$ 905	\$1604	+\$82
29 1/2"	29 1/2"	47 1/2"	65 1/2"	UEC3386R	\$873	\$ 970	\$1669	+\$83
29 1/2"	29 1/2"	47 1/2"	71 1/2"	UEC3382R	\$934	\$1031	\$1730	+\$85

Corner, 120° Worksurfaces—with 1/2" Cord Drop

High-Pressure Laminate or Wood Veneer

SIN 711.1



Tip: Supports must be specified separately, including side support brackets for rear corner support in panel-mounted applications.

For wood group 2, wood group 3, and laminate price group 2 pricing, please refer to the electronic catalog or SmartTools.

Tip: To specify 3 mm edge profile, no suffix is required. For all other edge profiles, add a suffix to the style number. (For example, UB223636 becomes UB223636SW for wood with square edge profile.)

Standard Includes	Required to Specify
<ul style="list-style-type: none"> • Worksurface: High-Pressure Laminate price group 1 or wood group 1 veneer • Laminate worksurface: <ul style="list-style-type: none"> –Plastic 3 mm edge profile or plastic P-edge profile on front edge –Plastic default flat profile on side and back edges • Wood worksurface: <ul style="list-style-type: none"> –Wood 3 mm edge profile on front edge –Matching veneer flat profile on side and back edges • Cable scallop on back edge 	<ol style="list-style-type: none"> 1 Style number with appropriate edge profile suffix <ul style="list-style-type: none"> P Laminate with plastic P-edge SW Wood with square edge ▶ See edge profiles below. 2 High-Pressure Laminate or wood color number for worksurface 3 Plastic color number for front edge on laminate worksurface, if selected 4 Options, if selected (see below) <ul style="list-style-type: none"> ▶ See <i>Surface Materials</i>, page 548.

Options	Price	Required to Specify
Surface Materials <ul style="list-style-type: none"> • High-Pressure Laminate worksurfaces <ul style="list-style-type: none"> • Laminate price group 2 • Open Line laminate • Wood veneer worksurfaces <ul style="list-style-type: none"> • Wood group 2 • Wood group 3 • Customiz stain • Full-fill finish on wood group 1 	<ul style="list-style-type: none"> See information at left +\$69 plus cost of laminate See information at left See information at left No cost Prices below 	<ul style="list-style-type: none"> Specify laminate color number. ▶ See <i>Surface Materials Reference Manual</i>. Specify wood color number. Specify wood color number. Specify with <i>Customiz stain</i>. ▶ See <i>Surface Materials Reference Manual</i>. Specify full-fill finish number.
Scallops <ul style="list-style-type: none"> • Omit scallop 	No cost	Specify <i>omit scallop</i> .
Related Products <ul style="list-style-type: none"> • Panel-mounted Universal Systems worksurface supports • Legs and columns for Universal Systems Worksurfaces • Worksurface screens • Worksurface power and communication components 		<ul style="list-style-type: none"> ▶ Page 450 ▶ Page 462 ▶ Page 524 ▶ Page 527

Specification Information

Planning Dimensions A B C D	Style Number	Base Prices		Option (Add \$ to Base Price) Full-Fill Finish on Wood Group 1
		High-Pressure Laminate	Wood	
		 • Plastic 3 mm Edge No Suffix	 • Plastic P-Edge Suffix P	 • Wood Square Edge Suffix SW

Freestanding or Panel-Mounted

23 1/2"	23 1/2"	35 1/2"	35 1/2"	UB223636	\$735	\$847	\$1462	+\$79
23 1/2"	23 1/2"	41 1/2"	41 1/2"	UB224242	\$763	\$875	\$1490	+\$82
23 1/2"	23 1/2"	47 1/2"	47 1/2"	UB224848	\$792	\$904	\$1519	+\$83
29 1/2"	29 1/2"	35 1/2"	35 1/2"	UB333636	\$763	\$875	\$1490	+\$82
29 1/2"	29 1/2"	41 1/2"	41 1/2"	UB334242	\$792	\$904	\$1519	+\$83
29 1/2"	29 1/2"	47 1/2"	47 1/2"	UB334848	\$820	\$932	\$1547	+\$85

Spanner Worksurfaces

High-Pressure Laminate or Wood Veneer
SIN 711.1




Tip: Supports for freestanding and panel-mounted applications must be specified separately.

Standard Includes	Required to Specify
<ul style="list-style-type: none"> • Worksurface: High-Pressure Laminate price group 1 or wood group 1 veneer • Laminate worksurface: <ul style="list-style-type: none"> –Plastic 3 mm edge profile or plastic P-edge profile on front edge –Plastic default flat profile on side and back edges • Wood worksurface: <ul style="list-style-type: none"> –Wood 3 mm edge profile on front edge –Matching veneer flat profile on side and back edges 	<ol style="list-style-type: none"> 1 Style number with appropriate edge profile suffix <ul style="list-style-type: none"> P Laminate with plastic P-edge SW Wood with square edge ▶ See edge profiles below. 2 High-Pressure Laminate or wood color number for worksurface 3 Plastic color number for front edge on laminate worksurface, if selected 4 Options, if selected (see below) <ul style="list-style-type: none"> ▶ See <i>Surface Materials</i>, page 548.

For wood group 2, wood group 3, and laminate price group 2 pricing, please refer to the electronic catalog or SmartTools.

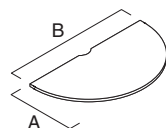
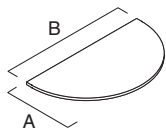
Options	Price	Required to Specify
Surface Materials <ul style="list-style-type: none"> • High-Pressure Laminate worksurfaces <ul style="list-style-type: none"> • Laminate price group 2 • Open Line laminate • Wood veneer worksurfaces <ul style="list-style-type: none"> • Wood group 2 • Wood group 3 • Customiz stain • Full-fill finish on wood group 1 	<ul style="list-style-type: none"> See information at left +\$69 plus cost of laminate See information at left See information at left No cost Prices below 	<ul style="list-style-type: none"> Specify laminate color number. ▶ See <i>Surface Materials Reference Manual</i>. Specify wood color number. Specify wood color number. Specify with <i>Customiz stain</i>. ▶ See <i>Surface Materials Reference Manual</i>. Specify full-fill finish number.
Related Products <ul style="list-style-type: none"> • Panel-mounted Universal Systems worksurface supports • Legs and columns for Universal Systems Worksurfaces • Worksurface screens • Worksurface power and communication components 		<ul style="list-style-type: none"> ▶ Page 450 ▶ Page 462 ▶ Page 524 ▶ Page 527

Tip: To specify 3 mm edge profile, no suffix is required. For all other edge profiles, add a suffix to the style number. (For example, USPC47 becomes USPC47SW for wood with square edge profile.)

Dimensions A B		Style Number	Base Prices		Option (Add \$ to Base Price) Full-Fill Finish on Wood Group 1
			High-Pressure Laminate	Wood	
			 <ul style="list-style-type: none"> • Plastic 3 mm Edge No Suffix 	 <ul style="list-style-type: none"> • Plastic P-Edge Suffix P 	 <ul style="list-style-type: none"> • Wood Square Edge Suffix SW

For Freestanding Applications without Panels						
29 1/2"	47"	USPC47	\$410	\$466	\$1081	+\$60
35 1/2"	59"	USPC59	\$522	\$578	\$1193	+\$66

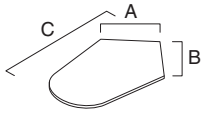
With 3" Notch for Use with Answer Panels and Montage Frames						
31 1/2"	51"	USPC51	\$410	\$466	\$1081	+\$60
37 1/2"	63"	USPC63	\$522	\$578	\$1193	+\$66



Angled Peninsula Worksurfaces—with 1/2" Cord Drop

High-Pressure Laminate

SIN 711.1



Tip: Supports for freestanding and panel-mounted applications must be specified separately.

For laminate price group 2 pricing, please refer to the electronic catalog or SmartTools.

Tip: To specify 3 mm edge profile, no suffix is required.

Standard Includes	Required to Specify
-------------------	---------------------

<ul style="list-style-type: none"> • Worksurface: High-Pressure Laminate price group 1 • Laminate worksurface: <ul style="list-style-type: none"> –Plastic 3 mm edge profile on front edge –Plastic default flat profile on side and back edges 	<ol style="list-style-type: none"> 1 Style number 2 High-Pressure Laminate color number for worksurface 3 Plastic color number for front edge on laminate worksurface 4 Options, if selected (see below) <ul style="list-style-type: none"> ▶ See <i>Surface Materials</i>, page 548.
--	---

Options	Price	Required to Specify
---------	-------	---------------------

Surface Materials <ul style="list-style-type: none"> • High-Pressure Laminate worksurfaces • Laminate price group 2 • Open Line laminate 	See information at left +\$69 plus cost of laminate	Specify laminate color number. ▶ See <i>Surface Materials Reference Manual</i> .
--	---	---

Related Products <ul style="list-style-type: none"> • Panel-mounted Universal Systems worksurface supports • Legs and columns for Universal Systems Worksurfaces • Worksurface screens • Worksurface power and communication components 	<ul style="list-style-type: none"> ▶ Page 450 ▶ Page 462 ▶ Page 524 ▶ Page 527
--	--

Specification Information

Base Price			High-Pressure Laminate	
Dimensions			Plastic 3 mm Edge	
A	B	C	Style Number	Price
23½"	23½"	48"	UPA2448	\$607
23½"	23½"	60"	UPA2460	\$636
29½"	29½"	48"	UPA3048	\$607
29½"	29½"	60"	UPA3060	\$636
:	:	:	:	:

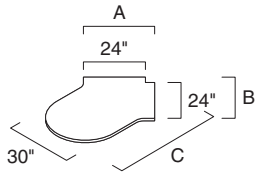


Linking Peninsula Worksurfaces—with 1/2" Cord Drop

High-Pressure Laminate or Wood Veneer

SIN 711.1

Linking Peninsula
Worksurfaces—with 1/2"
Cord Drop



Tip: Supports for freestanding and panel-mounted applications must be specified separately.

For wood group 2, wood group 3, and laminate price group 2 pricing, please refer to the electronic catalog or SmartTools.

Tip: Linking peninsula worksurfaces are recommended for use with other curved-front shapes such as corner, curved-front worksurfaces.

▶ Page 415

Standard Includes

- Worksurface: High-Pressure Laminate price group 1 or wood group 1 veneer
- Laminate worksurface:
 - Plastic 3 mm edge profile or plastic P-edge profile on front edge
 - Plastic default flat profile on side and back edges
- Wood worksurface:
 - Wood 3 mm edge profile on front edge
 - Matching veneer flat profile on side and back edges

Required to Specify

- 1 Style number with appropriate edge profile suffix
 - P** Laminate with plastic P-edge
 - SW** Wood with square edge
 - ▶ See edge profiles below.
- 2 High-Pressure Laminate or wood color number for worksurface
- 3 Plastic color number for front edge on laminate worksurface, if selected
- 4 Options, if selected (see below)
 - ▶ See *Surface Materials*, page 548.

Options

Options	Price	Required to Specify
Surface Materials	High-Pressure Laminate worksurfaces	
• Laminate price group 2	See information at left	Specify laminate color number.
• Open Line laminate	+\$69 plus cost of laminate	▶ See <i>Surface Materials Reference Manual</i> .
	Wood veneer worksurfaces	
• Wood group 2	See information at left	Specify wood color number.
• Wood group 3	See information at left	Specify wood color number.
• Customiz stain	No cost	Specify with <i>Customiz stain</i> .
	• Full-fill finish on wood group 1	Prices below
		▶ See <i>Surface Materials Reference Manual</i> . Specify full-fill finish number.
Related Products	• Panel-mounted Universal Systems worksurface supports	▶ Page 450
	• Legs and columns for Universal Systems Worksurfaces	▶ Page 462
	• Worksurface power and communication components	▶ Page 527

Specification Information

		Base Prices			
		High-Pressure Laminate		Wood	
					• Option
• Dimensions	• Style Number	• Plastic 3 mm Edge	• Plastic P-Edge	• Wood Square Edge	• (Add \$ to Base Price)
A B C		No Suffix	Suffix P	Suffix SW	• Full-Fill Finish on Wood Group 1

Tip: To specify 3 mm edge profile, no suffix is required. For all other edge profiles, add a suffix to the style number. (For example, UPAC2748 becomes UPAC2748SW for wood with square edge profile.)

With 3" Notch for Use with Answer Panels and Montage Frames

Dimensions	Style Number	High-Pressure Laminate (No Suffix)	High-Pressure Laminate (Suffix P)	Wood (Suffix SW)	Options
27" 27" 50"	UPAC2748	\$607	\$682	\$1278	+\$54

Jetty Worksurfaces—with 1/2" Cord Drop

High-Pressure Laminate or Wood Veneer

SIN 711.1

Tip: Supports for freestanding and panel-mounted applications must be specified separately.

Tip: Worksurface spans greater than 54" require additional support of a cantilever, pedestal, intermediate support, or leg. Exception; work-surfaces can span up to 60" in heavy load applications and up to 72" in light load applications if a reinforcing channel is used. Reinforcing channel must be specified separately. ▶ Page 451

For wood group 2, wood group 3, and laminate price group 2 pricing, please refer to the electronic catalog or SmartTools.

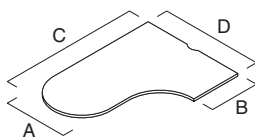
Tip: Jetty worksurfaces are recommended for use with other curved-front shapes such as corner, curved-front worksurfaces.

Tip: To specify 3 mm edge profile, no suffix is required. For all other edge profiles, add a suffix to the style number. (For example, UJC3268L becomes UJC3268LSW for wood with square edge profile.)

Standard Includes		Required to Specify	
<ul style="list-style-type: none"> Worksurface: High-Pressure Laminate price group 1 or wood group 1 veneer Laminate worksurface: <ul style="list-style-type: none"> –Plastic 3 mm edge profile or plastic P-edge profile on front edge –Plastic default flat profile on side and back edges Wood worksurface: <ul style="list-style-type: none"> –Wood 3 mm edge profile on front edge –Matching veneer flat profile on side and back edges Cable scallop on back edge 		<ol style="list-style-type: none"> Style number with appropriate edge profile suffix <ul style="list-style-type: none"> P Laminate with plastic P-edge SW Wood with square edge ▶ See edge profiles below. High-Pressure Laminate or wood color number for worksurface Plastic color number for front edge on laminate worksurface, if selected Options, if selected (see below) <ul style="list-style-type: none"> ▶ See <i>Surface Materials</i>, page 548. 	
Options		Price	Required to Specify
Surface Materials	High-Pressure Laminate worksurfaces		
	<ul style="list-style-type: none"> Laminate price group 2 Open Line laminate 	See information at left +\$69 plus cost of laminate	Specify laminate color number. ▶ See <i>Surface Materials Reference Manual</i> .
	Wood veneer worksurfaces		
	<ul style="list-style-type: none"> Wood group 2 Wood group 3 Customiz stain 	See information at left See information at left No cost	Specify wood color number. Specify wood color number. Specify with <i>Customiz stain</i> . ▶ See <i>Surface Materials Reference Manual</i> . Specify full-fill finish number.
	<ul style="list-style-type: none"> Full-fill finish on wood group 1 	Prices below	
Scallops	<ul style="list-style-type: none"> Omit scallop 	No cost	Specify <i>omit scallop</i> .
Related Products	<ul style="list-style-type: none"> Panel-mounted Universal Systems worksurface supports Legs and columns for Universal Systems Worksurfaces Worksurface screens Worksurface power and communication components 		▶ Page 450 ▶ Page 462 ▶ Page 524 ▶ Page 527

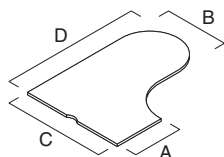
Specification Information

				Base Prices				
				High-Pressure Laminate		Wood		
				Plastic 3 mm Edge	Plastic P-Edge	Wood Square Edge		
				No Suffix	Suffix P	Suffix SW		
• Dimensions	A	B	C	• Style Number	• Plastic 3 mm Edge	• Plastic P-Edge	• Wood Square Edge	• Option (Add \$ to Base Price)
	D							



Left-Hand Worksurfaces

30"	23 1/2"	65 1/2"	48"	UJC3268L	\$806	\$ 918	\$1477	+\$78
30"	23 1/2"	71 1/2"	48"	UJC3228L	\$833	\$ 945	\$1670	+\$81
30"	23 1/2"	77 1/2"	48"	UJC3288L	\$861	\$ 973	\$1729	+\$85
30"	29 1/2"	65 1/2"	48"	UJC3368L	\$832	\$ 944	\$1503	+\$78
30"	29 1/2"	71 1/2"	48"	UJC3328L	\$861	\$ 973	\$1698	+\$81
30"	29 1/2"	77 1/2"	48"	UJC3388L	\$892	\$1004	\$1760	+\$85



Right-Hand Worksurfaces

23 1/2"	30"	48"	65 1/2"	UJC2386R	\$806	\$ 918	\$1477	+\$78
23 1/2"	30"	48"	71 1/2"	UJC2382R	\$833	\$ 945	\$1670	+\$81
23 1/2"	30"	48"	77 1/2"	UJC2388R	\$861	\$ 973	\$1729	+\$85
29 1/2"	30"	48"	65 1/2"	UJC3386R	\$832	\$ 944	\$1503	+\$78
29 1/2"	30"	48"	71 1/2"	UJC3382R	\$861	\$ 973	\$1698	+\$81
29 1/2"	30"	48"	77 1/2"	UJC3388R	\$892	\$1004	\$1760	+\$85

Bubble Jetty Worksurfaces—with 1/2" Cord Drop

Bubble Jetty Worksurfaces—
with 1/2" Cord Drop

High-Pressure Laminate or Wood Veneer
SIN 711.1

Tip: Supports for freestanding and panel-mounted applications must be specified separately.

Standard Includes	Required to Specify
-------------------	---------------------

- | | |
|---|---|
| <ul style="list-style-type: none"> • Worksurface: High-Pressure Laminate price group 1 or wood group 1 veneer • Laminate worksurface: <ul style="list-style-type: none"> –Plastic 3 mm edge profile or plastic P-edge profile on front edge –Plastic default flat profile on side and back edges • Wood worksurface: <ul style="list-style-type: none"> –Wood 3 mm edge profile on front edge –Matching veneer flat profile on side and back edges | <ol style="list-style-type: none"> 1 Style number with appropriate edge profile suffix <ul style="list-style-type: none"> P Laminate with plastic P-edge SW Wood with square edge ▶ See edge profiles below. 2 High-Pressure Laminate color number for worksurface 3 Plastic color number for front edge 4 Options, if selected (see below) <ul style="list-style-type: none"> ▶ See <i>Surface Materials</i>, page 548. |
|---|---|




For wood group 2, wood group 3, and laminate price group 2 pricing, please refer to the electronic catalog or SmartTools.

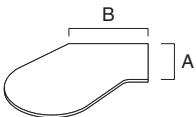
Options	Price	Required to Specify
---------	-------	---------------------

Surface Materials <ul style="list-style-type: none"> • High-Pressure Laminate worksurfaces • Laminate price group 2 • Open Line laminate 	See information at left +\$69 plus cost of laminate	Specify laminate color number. ▶ See <i>Surface Materials Reference Manual</i> .
Wood veneer worksurfaces		
<ul style="list-style-type: none"> • Wood group 2 • Wood group 3 • Customiz stain 	See information at left See information at left No cost	Specify wood color number. Specify wood color number. Specify with <i>Customiz stain</i> . ▶ See <i>Surface Materials Reference Manual</i> . Specify full-fill finish number.
<ul style="list-style-type: none"> • Full-fill finish on wood group 1 	Prices below	Specify full-fill finish number.
Related Products	<ul style="list-style-type: none"> • Panel-mounted Universal Systems worksurface supports • Legs and columns for Universal Systems Worksurfaces • Worksurface power and communication components 	<ul style="list-style-type: none"> ▶ Page 450 ▶ Page 462 ▶ Page 527

Tip: To specify 3 mm edge profile, no suffix is required. For all other edge profiles, add a suffix to the style number. (For example, UJBC2430L becomes UJBC2430LSW for wood with square edge profile.)

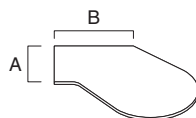
Specification Information

Dimensions A B	Style Number	Base Prices		Option (Add \$ to Base Price)	
		High-Pressure Laminate	Wood		
		 • Plastic 3 mm Edge No Suffix	 • Plastic P-Edge Suffix P	 • Wood Square Edge Suffix SW	• Full-Fill Finish on Wood Group 1



Left-Hand Worksurfaces

23 1/2" 30"	UJBC2430L	\$757	\$ 869	\$1428	+\$40
23 1/2" 36"	UJBC2436L	\$803	\$ 915	\$1474	+\$43
23 1/2" 42"	UJBC2442L	\$850	\$ 962	\$1521	+\$53
23 1/2" 48"	UJBC2448L	\$897	\$1009	\$1568	+\$53
.....



Right-Hand Worksurfaces

23 1/2" 30"	UJBC2430R	\$757	\$ 869	\$1428	+\$40
23 1/2" 36"	UJBC2436R	\$803	\$ 915	\$1474	+\$43
23 1/2" 42"	UJBC2442R	\$850	\$ 962	\$1521	+\$53
23 1/2" 48"	UJBC2448R	\$897	\$1009	\$1568	+\$53
.....

Universal Systems Worksurfaces

Visitor and Linking Worksurfaces—with 1/2" Cord Drop

High-Pressure Laminate or Wood Veneer

SIN 711.1



Tip: Supports for freestanding and panel-mounted applications must be specified separately.

For wood group 2, wood group 3, and laminate price group 2 pricing, please refer to the electronic catalog or SmartTools.

Tip: Visitor and linking work-surfaces are recommended for use with other curved-front shapes such as corner, curved-front worksurfaces.
▶ Page 415




Tip: Scallops are available only on visitor worksurfaces 36"W and wider.

Standard Includes	Required to Specify
<ul style="list-style-type: none"> • Worksurface: High-Pressure Laminate price group 1 or wood group 1 veneer • Laminate worksurface: <ul style="list-style-type: none"> –Plastic 3 mm edge profile or plastic P-edge profile on front edge –Plastic default flat profile on side and back edges • Wood worksurface: <ul style="list-style-type: none"> –Wood 3 mm edge profile on front edge –Matching veneer flat profile on side and back edges • Cable scallop on back edge of visitor worksurfaces 36"W and wider 	<ol style="list-style-type: none"> 1 Style number with appropriate edge profile suffix <ul style="list-style-type: none"> P Laminate with plastic P-edge SW Wood with square edge ▶ See edge profiles at right. 2 High-Pressure Laminate or wood color number for worksurface 3 Plastic color number for front edge on laminate worksurface, if selected 4 Options, if selected (see below) <ul style="list-style-type: none"> ▶ See <i>Surface Materials</i>, page 548.

	Options	Price	Required to Specify
Surface Materials	High-Pressure Laminate worksurfaces		
	<ul style="list-style-type: none"> • Laminate price group 2 • Open Line laminate 	See information at left +\$69 plus cost of laminate	Specify laminate color number. ▶ See <i>Surface Materials Reference Manual</i> .
	Wood veneer worksurfaces		
	<ul style="list-style-type: none"> • Wood group 2 • Wood group 3 • Customiz stain 	See information at left See information at left No cost	Specify wood color number. Specify wood color number. Specify <i>with Customiz stain</i> . ▶ See <i>Surface Materials Reference Manual</i> .
	<ul style="list-style-type: none"> • Full-fill finish on wood group 1 	Prices at right	Specify full-fill finish number.
Scallops	<ul style="list-style-type: none"> • Omit scallop 	No cost	Specify <i>omit scallop</i> .
Related Products	<ul style="list-style-type: none"> • Panel-mounted Universal Systems worksurface supports 		▶ Page 454
	<ul style="list-style-type: none"> • Legs and columns for Universal Systems Worksurfaces 		▶ Page 462

Tip: To specify 3 mm edge profile, no suffix is required. For all other edge profiles, add a suffix to the style number. (For example, UVC2424L becomes UVC2424LSW for wood with square edge profile.)

Specification Information

Dimensions A B	Style Number	Base Prices			Option (Add \$ to Base Price)
		High-Pressure Laminate	Wood		
					
		Plastic 3 mm Edge	Plastic P-Edge	Wood Square Edge	
		No Suffix	Suffix P	Suffix SW	Full-Fill Finish on Wood Group 1

Visitor Worksurfaces

Left-Hand Worksurfaces

23 1/2"	24"	UVC2424L	\$393	\$449	\$1064	+\$37
23 1/2"	30"	UVC2430L	\$422	\$478	N.A.	N.A.
23 1/2"	36"	UVC2436L	\$452	\$508	N.A.	N.A.
23 1/2"	42"	UVC2442L	\$481	\$537	N.A.	N.A.
23 1/2"	48"	UVC2448L	\$506	\$562	N.A.	N.A.
29 1/2"	30"	UVC3030L	\$434	\$490	\$1120	+\$37
29 1/2"	36"	UVC3036L	\$467	\$523	N.A.	N.A.
29 1/2"	42"	UVC3042L	\$494	\$550	N.A.	N.A.
29 1/2"	48"	UVC3048L	\$524	\$580	N.A.	N.A.

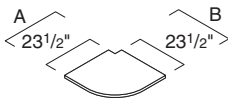
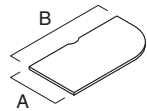
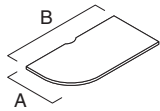
Right-Hand Worksurfaces

23 1/2"	24"	UVC2424R	\$393	\$449	\$1064	+\$37
23 1/2"	30"	UVC2430R	\$422	\$478	N.A.	N.A.
23 1/2"	36"	UVC2436R	\$452	\$508	N.A.	N.A.
23 1/2"	42"	UVC2442R	\$481	\$537	N.A.	N.A.
23 1/2"	48"	UVC2448R	\$506	\$562	N.A.	N.A.
29 1/2"	30"	UVC3030R	\$434	\$490	\$1120	+\$37
29 1/2"	36"	UVC3036R	\$467	\$523	N.A.	N.A.
29 1/2"	42"	UVC3042R	\$494	\$550	N.A.	N.A.
29 1/2"	48"	UVC3048R	\$524	\$580	N.A.	N.A.

Linking Worksurfaces

With 3" Notch for Use with Answer Panels and Montage Frames

27"	27"	ULC2727	\$511	\$567	\$1182	+\$37
-----	-----	----------------	-------	-------	--------	-------



Straight Worksurfaces—Full Depth

High-Pressure Laminate

SIN 711.1

Tip: Supports for freestanding and panel-mounted applications must be specified separately.

Tip: Long worksurface spans require additional support. Reinforcing channel must be specified separately.
▶ Page 451

For laminate price group 2 pricing, please refer to the electronic catalog or SmartTools.

Tip: To specify 3 mm edge profile, no suffix is required.

Standard Includes		Required to Specify	
<ul style="list-style-type: none"> • Worksurface: High-Pressure Laminate price group 1 • Laminate worksurface: <ul style="list-style-type: none"> –Plastic 3 mm edge profile on front edge –Plastic default flat profile on side and back edges • Cable scallop on back edge 		1 Style number with appropriate edge profile suffix K Laminate with knife edge ▶ See edge profile below 2 High-Pressure Laminate color number for worksurface 3 Plastic color number for front edge on laminate worksurface 4 Options, if selected (see below) ▶ See <i>Surface Materials</i> , page 548.	
Options	Price	Required to Specify	
Surface Materials	High-Pressure Laminate worksurfaces <ul style="list-style-type: none"> • Laminate price group 2 • Open Line laminate 	See information at left +\$69 plus cost of laminate	Specify laminate color number. ▶ See <i>Surface Materials Reference Manual</i> .
Scallop	• Omit scallop	No cost	Specify <i>omit scallop</i> .
Cutout for Power and Data Access Door and Tray	• Cutout	No cost	Specify <i>with cutout for power and data access door</i> .
Related Products	<ul style="list-style-type: none"> • Panel-mounted Universal Systems worksurface supports • Reinforcing channel • Legs and columns for Universal Systems Worksurfaces • Worksurface screens • Worksurface power and communication components 	▶ Page 450 ▶ Page 451 ▶ Page 462 ▶ Page 524 ▶ Page 527	

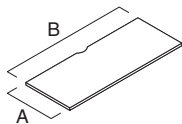
Specification Information

Base Prices High-Pressure Laminate



• Dimensions A B	• Style Number	• Plastic	
		• Plastic 3 mm Edge No Suffix	• Plastic Knife Edge Suffix K
18 ⁷ / ₈ " 24"	WS1824	\$165	\$246
18 ⁷ / ₈ " 30"	WS1830	\$179	\$260
18 ⁷ / ₈ " 36"	WS1836	\$193	\$274
18 ⁷ / ₈ " 42"	WS1842	\$208	\$308
18 ⁷ / ₈ " 48"	WS1848	\$250	\$350
18 ⁷ / ₈ " 54"	WS1854	\$268	\$368
18 ⁷ / ₈ " 60"	WS1860	\$288	\$410
18 ⁷ / ₈ " 66"	WS1866	\$335	\$457
18 ⁷ / ₈ " 72"	WS1872	\$374	\$496
18 ⁷ / ₈ " 78"	WS1878	\$478	\$609
18 ⁷ / ₈ " 84"	WS1884	\$505	\$636
18 ⁷ / ₈ " 90"	WS1890	\$534	\$665
18 ⁷ / ₈ " 96"	WS1896	\$560	\$691

▶ Specification Information, continued on next page



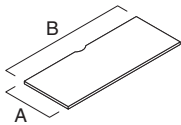
► Specification Information, continued from previous page

Specification Information

**Base Prices
High-Pressure Laminate**



Dimensions A	B	Style Number	Plastic 3 mm Edge	Plastic Knife Edge
			No Suffix	Suffix K
24"	24"	WS2424	\$185	\$266
24"	30"	WS2430	\$198	\$279
24"	36"	WS2436	\$208	\$289
24"	42"	WS2442	\$224	\$324
24"	48"	WS2448	\$267	\$367
24"	54"	WS2454	\$285	\$385
24"	60"	WS2460	\$302	\$424
24"	66"	WS2466	\$340	\$462
24"	72"	WS2472	\$379	\$501
24"	78"	WS2478	\$507	\$638
24"	84"	WS2484	\$562	\$693
24"	90"	WS2490	\$583	\$714
24"	96"	WS2496	\$623	\$754
30"	24"	WS3024	\$260	\$341
30"	30"	WS3030	\$270	\$351
30"	36"	WS3036	\$288	\$369
30"	42"	WS3042	\$302	\$402
30"	48"	WS3048	\$344	\$444
30"	54"	WS3054	\$368	\$468
30"	60"	WS3060	\$392	\$514
30"	66"	WS3066	\$426	\$548
30"	72"	WS3072	\$467	\$589
:	:	:	:	:



Tip: To specify 3 mm edge profile, no suffix is required.

Transition Worksurfaces—Full Depth

High-Pressure Laminate

SIN 711.1

Tip: Supports for freestanding and panel-mounted applications must be specified separately.

Tip: Long worksurface spans require additional support. Reinforcing channel must be specified separately.

▶ Page 451

For laminate price group 2 pricing, please refer to the electronic catalog or SmartTools.

Tip: To specify 3 mm edge profile, no suffix is required.


Standard Includes	Required to Specify
-------------------	---------------------

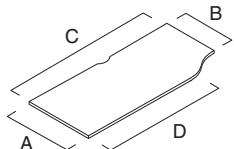
<ul style="list-style-type: none"> • Worksurface: High-Pressure Laminate price group 1 • Laminate worksurface: <ul style="list-style-type: none"> –Plastic 3 mm edge profile on front edge –Plastic default flat profile on side and back edges • Cable scallop on back edge 	<ol style="list-style-type: none"> 1 Style number 2 High-Pressure Laminate color number for worksurface 3 Plastic color number for front edge on laminate worksurface 4 Options, if selected (see below) <p>▶ See <i>Surface Materials</i>, page 548.</p>
--	---

Options	Price	Required to Specify
---------	-------	---------------------

Surface Materials <ul style="list-style-type: none"> • High-Pressure Laminate worksurfaces • Laminate price group 2 • Open Line laminate 	See information at left +\$69 plus cost of laminate	Specify laminate color number. ▶ See <i>Surface Materials Reference Manual</i> .
Scallop <ul style="list-style-type: none"> • Omit scallop 	No cost	Specify <i>omit scallop</i> .
Related Products <ul style="list-style-type: none"> • Panel-mounted Universal Systems worksurface supports • Legs and columns for Universal Systems Worksurfaces • Worksurface screens • Worksurface power and communication components 		▶ Page 450 ▶ Page 462 ▶ Page 524 ▶ Page 527

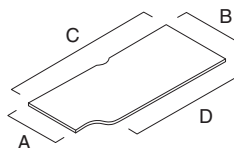
Specification Information

Dimensions				Style Number	Base Price
A	B	C	D	Number	High-Pressure Laminate
					
					• Plastic 3 mm Edge • No Suffix



Left-Hand Worksurfaces

30"	24"	36"	18"	WT3236	\$408
30"	24"	42"	24"	WT3242	\$427
30"	24"	48"	30"	WT3248	\$499
30"	24"	54"	36"	WT3254	\$535
30"	24"	60"	42"	WT3260	\$568
:	:	:	:	:	:



Right-Hand Worksurfaces

24"	30"	36"	18"	WT2336	\$408
24"	30"	42"	24"	WT2342	\$427
24"	30"	48"	30"	WT2348	\$499
24"	30"	54"	36"	WT2354	\$535
24"	30"	60"	42"	WT2360	\$568
:	:	:	:	:	:

Tapered Worksurfaces—Full Depth

High-Pressure Laminate
SIN 711.1

Tip: Supports for freestanding and panel-mounted applications must be specified separately.

Tip: Long worksurface spans require additional support. Reinforcing channel must be specified separately.
▶ Page 451

Tip: Power and data access door and tray is ordered separately to be used with cutout.
▶ See page 448

For laminate price group 2 pricing, please refer to the electronic catalog or SmartTools.

Exception: Power and data access door and tray only fits on tapered worksurfaces that are 24"D to 30"D and 30"D to 24"D.

Tip: To specify 3 mm edge profile, no suffix is required.



Standard Includes	Required to Specify
-------------------	---------------------

<ul style="list-style-type: none"> • Worksurface: High-Pressure Laminate price group 1 • Laminate worksurface: <ul style="list-style-type: none"> –Plastic 3 mm edge profile on front edge –Plastic default flat profile on side and back edges • Cable scallop on back edge 	<ol style="list-style-type: none"> 1 Style number with appropriate edge profile suffix <ul style="list-style-type: none"> ▶ K Laminate with knife edge ▶ See edge profile below 2 High-Pressure Laminate color number for worksurface 3 Plastic color number for front edge on laminate worksurface 4 Options, if selected (see below) <ul style="list-style-type: none"> ▶ See <i>Surface Materials</i>, page 548.
--	---

Options	Price	Required to Specify
---------	-------	---------------------

Surface Materials <ul style="list-style-type: none"> • High-Pressure Laminate worksurfaces • Laminate price group 2 • Open Line laminate 	See information at left +\$69 plus cost of laminate	Specify laminate color number. ▶ See <i>Surface Materials Reference Manual</i> .
Scallop <ul style="list-style-type: none"> • Omit scallop 	No cost	Specify <i>omit scallop</i> .
Cutout for Power and Data Access Door and Tray <ul style="list-style-type: none"> • Cutout 	No cost	Specify <i>with cutout for power and data access door</i> .
Related Products <ul style="list-style-type: none"> • Panel-mounted Universal Systems worksurface supports • Legs and columns for Universal Systems Worksurfaces • Worksurface screens • Worksurface power and communication components 		<ul style="list-style-type: none"> ▶ Page 450 ▶ Page 462 ▶ Page 524 ▶ Page 527

Specification Information

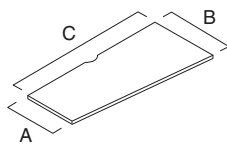
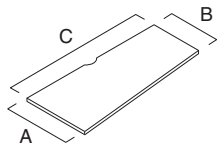
Dimensions A B C			Style Number	Base Prices High-Pressure Laminate	
				Plastic 3 mm Edge No Suffix	Plastic Knife Edge Suffix K
					

Left-Hand Worksurfaces

24"	18 ⁷ / ₈ "	48"	WTT2148	\$424	\$477
24"	18 ⁷ / ₈ "	60"	WTT2160	\$484	\$546
24"	18 ⁷ / ₈ "	72"	WTT2172	\$541	\$603
30"	24"	48"	WTT3248	\$499	\$552
30"	24"	60"	WTT3260	\$568	\$630
30"	24"	72"	WTT3272	\$636	\$698
:	:	:	:	:	:

Right-Hand Worksurfaces

18 ⁷ / ₈ "	24"	48"	WTT1248	\$424	\$477
18 ⁷ / ₈ "	24"	60"	WTT1260	\$484	\$546
18 ⁷ / ₈ "	24"	72"	WTT1272	\$541	\$603
24"	30"	48"	WTT2348	\$499	\$552
24"	30"	60"	WTT2360	\$568	\$630
24"	30"	72"	WTT2372	\$636	\$698
:	:	:	:	:	:



Tapered Worksurfaces with Soft Edge Profile—Full Depth

High-Pressure Laminate

SIN 711.1

Tip: Supports for freestanding and panel-mounted applications must be specified separately.

Tip: Long worksurface spans require additional support.

For laminate price group 2 pricing, please refer to the electronic catalog or SmartTools.

Tip: Power and data access door and tray is ordered separately to be used with cutout.

▶ See page 448

Standard Includes	Required to Specify
<ul style="list-style-type: none"> • Worksurface: High-Pressure Laminate price group 1 • Laminate worksurface: <ul style="list-style-type: none"> - Plastic antimicrobial soft edge profile centered on worksurface - Plastic 3 mm edge profile on balance of front edge - Plastic flat profile on side and back edges • Cable scallop on back edge 	<ol style="list-style-type: none"> 1 Style number 2 High-Pressure Laminate color number for worksurface 3 Plastic color number for front edge on laminate worksurface 4 Options, if selected (see below) <p>▶ See <i>Surface Materials</i>, page 548.</p>

Options	Price	Required to Specify
Surface Materials <ul style="list-style-type: none"> • High-Pressure Laminate worksurfaces • Laminate price group 2 • Open Line laminate 	See information at left +\$69 plus cost of laminate	Specify laminate color number. ▶ See <i>Surface Materials Reference Manual</i> .
Soft Edge <ul style="list-style-type: none"> • Antimicrobial edge • No antimicrobial edge 	No cost No cost	Specify <i>with antimicrobial soft edge</i> . Specify <i>without antimicrobial soft edge</i> .
Scallop <ul style="list-style-type: none"> • Omit scallop 	No cost	Specify <i>with omit scallop</i> .
Cutout for Power and Data Access Door and Tray <ul style="list-style-type: none"> • Cutout 	No cost	Specify <i>with cutout for power and data access door</i> .
Related Products <ul style="list-style-type: none"> • Panel-mounted Universal Systems worksurface supports • Legs and columns for Universal Systems Worksurfaces • Worksurface screens 		▶ Page 454 ▶ Page 462 ▶ Page 524

Specification Information

Base Price High-Pressure Laminate



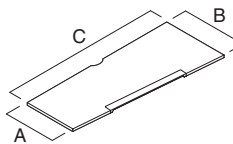
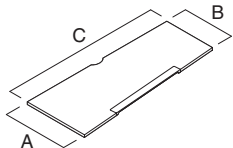
• Dimensions	• Style	• Soft Edge
A B C	Number	Profile

Left-Hand With Full Depth

30"	24"	48"	WTT3248S	\$825
30"	24"	60"	WTT3260S	\$894
30"	24"	72"	WTT3272S	\$962

Right-Hand With Full Depth

24"	30"	48"	WTT2348S	\$825
24"	30"	60"	WTT2360S	\$894
24"	30"	72"	WTT2372S	\$962



Taper-Flat Worksurfaces—Full Depth

High-Pressure Laminate

SIN 711.1

Tip: Supports for freestanding and panel-mounted applications must be specified separately.

Tip: Worksurface spans greater than 54" require additional support of a cantilever, pedestal, intermediate support, or leg. Exception; work-surfaces can span up to 60" in heavy load applications and up to 72" in light load applications if a reinforcing channel is used. Reinforcing channel must be specified separately.

▶ Page 451

For laminate price group 2 pricing, please refer to the electronic catalog or SmartTools.

Tip: To specify 3 mm edge profile, no suffix is required.


Standard Includes	Required to Specify
-------------------	---------------------

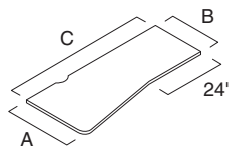
<ul style="list-style-type: none"> • Worksurface: High-Pressure Laminate price group 1 • Laminate worksurface: <ul style="list-style-type: none"> –Plastic 3 mm edge profile on front edge –Plastic default flat profile on side and back edges • Cable scallop on back edge 	<ol style="list-style-type: none"> 1 Style number 2 High-Pressure Laminate color number for worksurface 3 Plastic color number for front edge on laminate worksurface 4 Options, if selected (see below) <p>▶ See <i>Surface Materials</i>, page 548.</p>
--	---

Options	Price	Required to Specify
---------	-------	---------------------

Surface Materials <ul style="list-style-type: none"> • High-Pressure Laminate worksurfaces • Laminate price group 2 • Open Line laminate 	See information at left +\$69 plus cost of laminate	Specify laminate color number. ▶ See <i>Surface Materials Reference Manual</i> .
Scallop <ul style="list-style-type: none"> • Omit scallop 	No cost	Specify <i>omit scallop</i> .
Related Products <ul style="list-style-type: none"> • Panel-mounted Universal Systems worksurface supports • Legs and columns for Universal Systems Worksurfaces • Worksurface screens • Worksurface power and communication components 		▶ Page 450 ▶ Page 462 ▶ Page 524 ▶ Page 527

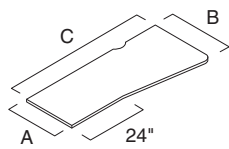
Specification Information

Base Price High-Pressure Laminate		
		
<ul style="list-style-type: none"> • Dimensions A B C 	<ul style="list-style-type: none"> • Style Number 	<ul style="list-style-type: none"> • Plastic 3 mm Edge • No Suffix



Left-Hand Worksurfaces

24"	18 ⁷ / ₈ "	60"	WTTF2160	\$484
24"	18 ⁷ / ₈ "	72"	WTTF2172	\$541
30"	18 ⁷ / ₈ "	60"	WTTF3160	\$568
30"	18 ⁷ / ₈ "	72"	WTTF3172	\$636
30"	24"	60"	WTTF3260	\$568
30"	24"	72"	WTTF3272	\$636



Right-Hand Worksurfaces

18 ⁷ / ₈ "	24"	60"	WTTF1260	\$484
18 ⁷ / ₈ "	24"	72"	WTTF1272	\$541
18 ⁷ / ₈ "	30"	60"	WTTF1360	\$568
18 ⁷ / ₈ "	30"	72"	WTTF1372	\$636
24"	30"	60"	WTTF2360	\$568
24"	30"	72"	WTTF2372	\$636

Universal Systems Worksurfaces

Single-Tapered Worksurfaces—Full Depth

High-Pressure Laminate

SIN 711.1

Tip: Supports for freestanding and panel-mounted applications must be specified separately.

Tip: Worksurface spans greater than 54" require additional support of a cantilever, pedestal, intermediate support, or leg. Exception; work-surfaces can span up to 60" in heavy load applications and up to 72" in light load applications if a reinforcing channel is used. Reinforcing channel must be specified separately.

▶ Page 451

For laminate price group 2 pricing, please refer to the electronic catalog or SmartTools.

Tip: To specify 3 mm edge profile, no suffix is required.


Standard Includes	Required to Specify
-------------------	---------------------

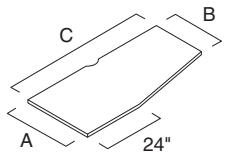
<ul style="list-style-type: none"> • Worksurface: High-Pressure Laminate price group 1 • Laminate worksurface: <ul style="list-style-type: none"> –Plastic 3 mm edge profile on front edge –Plastic default flat profile on side and back edges • Cable scallop on back edge 	<ol style="list-style-type: none"> 1 Style number 2 High-Pressure Laminate color number for worksurface 3 Plastic color number for front edge on laminate worksurface 4 Options, if selected (see below) <p>▶ See <i>Surface Materials</i>, page 548.</p>
--	---

Options	Price	Required to Specify
---------	-------	---------------------

Surface Materials <ul style="list-style-type: none"> • High-Pressure Laminate worksurfaces • Laminate price group 2 • Open Line laminate 	See information at left +\$69 plus cost of laminate	Specify laminate color number. ▶ See <i>Surface Materials Reference Manual</i> .
Scallop <ul style="list-style-type: none"> • Omit scallop 	No cost	Specify <i>omit scallop</i> .
Related Products <ul style="list-style-type: none"> • Panel-mounted Universal Systems worksurface supports • Legs and columns for Universal Systems Worksurfaces • Worksurface screens • Worksurface power and communication components 		▶ Page 450 ▶ Page 462 ▶ Page 524 ▶ Page 527

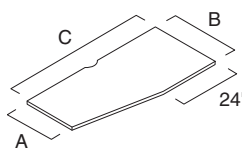
Specification Information

Base Price High-Pressure Laminate		
		
Dimensions A B C	Style Number	Plastic 3 mm Edge No Suffix
: : : : :	: : : : :	: : : : :



Left-Hand Worksurfaces

24"	18 ⁷ / ₈ "	60"	WST2160	\$484
24"	18 ⁷ / ₈ "	72"	WST2172	\$541
30"	24"	60"	WST3260	\$568
30"	24"	72"	WST3272	\$636
:	:	:	:	:

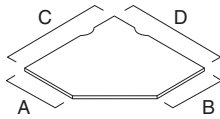


Right-Hand Worksurfaces

18 ⁷ / ₈ "	24"	60"	WST1260	\$484
18 ⁷ / ₈ "	24"	72"	WST1272	\$541
24"	30"	60"	WST2360	\$568
24"	30"	72"	WST2372	\$636
:	:	:	:	:

Corner, Flat-Front Worksurfaces—Full Depth

High-Pressure Laminate
SIN 711.1



Tip: Supports must be specified separately, including side support brackets for rear corner support in panel-mounted applications.

For laminate price group 2 pricing, please refer to the electronic catalog or SmartTools.

Tip: To specify 3 mm edge profile, no suffix is required.

Standard Includes	Required to Specify
-------------------	---------------------

- | | |
|---|---|
| <ul style="list-style-type: none"> • Worksurface: High-Pressure Laminate price group 1 <ul style="list-style-type: none"> –Plastic 3 mm edge profile on front edge –Plastic default flat profile on side and back edges • Cable scallops on back edges | <ol style="list-style-type: none"> 1 Style number 2 High-Pressure Laminate color number for worksurface 3 Plastic color number for front edge on laminate worksurface 4 Options, if selected (see below) <ul style="list-style-type: none"> ▶ See <i>Surface Materials</i>, page 548. |
|---|---|

Options	Price	Required to Specify
---------	-------	---------------------

Surface Materials <ul style="list-style-type: none"> • High-Pressure Laminate worksurfaces <ul style="list-style-type: none"> • Laminate price group 2 • Open Line laminate 	See information at left +\$69 plus cost of laminate	Specify laminate color number. ▶ See <i>Surface Materials Reference Manual</i> .
Scallops <ul style="list-style-type: none"> • Omit scallops 	No cost	Specify <i>omit scallops</i> .
Related Products <ul style="list-style-type: none"> • Panel-mounted Universal Systems worksurface supports • Legs and columns for Universal Systems Worksurfaces • Worksurface screens • Worksurface power and communication components 		<ul style="list-style-type: none"> ▶ Page 450 ▶ Page 462 ▶ Page 524 ▶ Page 527

Specification Information

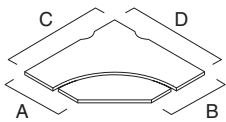
Dimensions				Style Number	Base Price High-Pressure Laminate
A	B	C	D		
24"	24"	36"	36"	WCF223636	\$363
24"	24"	42"	42"	WCF224242	\$397
24"	24"	48"	48"	WCF224848	\$451
30"	30"	42"	42"	WCF334242	\$436
30"	30"	48"	48"	WCF334848	\$494
:	:	:	:	:	:



Dual Corner, Flat-Front Worksurfaces—Full Depth

High-Pressure Laminate

SIN 711.1



Tip: Supports must be specified separately, including side support brackets for rear corner support in panel-mounted applications.

For laminate price group 2 pricing, please refer to the electronic catalog or SmartTools.

Tip: Keyboard surface adjusts 6" higher or 5" lower than work surface height.

Tip: Dual corner, flat-front work surfaces must be panel hung.

Tip: 24"D dual corner, flat-front work surfaces must be supported with a center support on each side.

Tip: 30"D dual corner, flat-front work surfaces can be supported with a cantilever or center support.

Tip: To specify 3 mm edge profile, no suffix is required.

Standard Includes	Required to Specify
-------------------	---------------------

<ul style="list-style-type: none"> • Worksurface: High-Pressure Laminate price group 1 • Laminate worksurface: <ul style="list-style-type: none"> –Plastic 3 mm edge profile on front edge of keyboard surface –Plastic default flat profile on all other edges • Cable scallops on back edges • Keyboard mechanism 	<ol style="list-style-type: none"> 1 Style number 2 High-Pressure Laminate color number for work surface 3 Plastic color number for edges on laminate work surface 4 Options, if selected (see below) <p>▶ See <i>Surface Materials</i>, page 548.</p>
--	--

Surface Materials	Options	Price	Required to Specify
-------------------	---------	-------	---------------------

<ul style="list-style-type: none"> • High-Pressure Laminate work surfaces • Laminate price group 2 • Open Line laminate 	<ul style="list-style-type: none"> • Omit scallops 	<p>See information at left +\$69 plus cost of laminate</p> <p>No cost</p>	<p>Specify laminate color number.</p> <p>▶ See <i>Surface Materials Reference Manual</i>.</p>
--	---	---	---

Scallops	Related Products	Price	Required to Specify
----------	------------------	-------	---------------------

<ul style="list-style-type: none"> • Panel-mounted Universal Systems work surface supports • Legs and columns for Universal Systems Worksurfaces • Work surface screens • Work surface power and communication components 	<ul style="list-style-type: none"> ▶ Page 450 ▶ Page 462 ▶ Page 524 ▶ Page 527
---	--

Specification Information

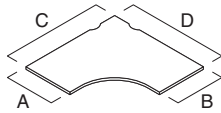
Base Price High-Pressure Laminate				No Suffix	
Dimensions				Style Number	
A	B	C	D	Plastic 3 mm Edge	No Suffix
24"	24"	42"	42"	WDC224242	\$ 990
24"	24"	48"	48"	WDC224848	\$1042
30"	30"	48"	48"	WDC334848	\$1084
:	:	:	:	:	:

Corner, Curved-Front Worksurfaces—Full Depth

High-Pressure Laminate

SIN 711.1

Corner, Curved-Front Worksurfaces—Full Depth



Tip: Supports must be specified separately, including side support brackets for rear corner support in panel-mounted applications.

For laminate price group 2 pricing, please refer to the electronic catalog or SmartTools.

Tip: To specify 3 mm edge profile, no suffix is required.


Standard Includes	Required to Specify
-------------------	---------------------

<ul style="list-style-type: none"> • Worksurface: High-Pressure Laminate price group 1 • Laminate worksurface: <ul style="list-style-type: none"> –Plastic 3 mm edge profile on front edge –Plastic default flat profile on side and back edges • Cable scallops on back edges 	<ol style="list-style-type: none"> 1 Style number 2 High-Pressure Laminate number for worksurface 3 Plastic color number for front edge on laminate worksurface 4 Options, if selected (see below) <ul style="list-style-type: none"> ▶ See <i>Surface Materials</i>, page 548.
--	---

Options	Price	Required to Specify
---------	-------	---------------------

Surface Materials <ul style="list-style-type: none"> • High-Pressure Laminate worksurfaces • Laminate price group 2 • Open Line laminate 	See information at left +\$69 plus cost of laminate	Specify laminate color number. <ul style="list-style-type: none"> ▶ See <i>Surface Materials Reference Manual</i>.
Scallops <ul style="list-style-type: none"> • Omit scallops 	No cost	Specify <i>omit scallops</i> .
Related Products <ul style="list-style-type: none"> • Panel-mounted Universal Systems worksurface supports • Legs and columns for Universal Systems Worksurfaces • Worksurface screens • Worksurface power and communication components 		<ul style="list-style-type: none"> ▶ Page 450 ▶ Page 462 ▶ Page 524 ▶ Page 527

Specification Information

				Base Price High-Pressure Laminate		
				 Plastic 3 mm Edge No Suffix		
• Dimensions	A	B	C	D	• Style Number	• Price
18 ⁷ / ₈ "	18 ⁷ / ₈ "	36"	36"		WCC113636	\$422
18 ⁷ / ₈ "	18 ⁷ / ₈ "	42"	42"		WCC114242	\$451
18 ⁷ / ₈ "	18 ⁷ / ₈ "	48"	48"		WCC114848	\$503
18 ⁷ / ₈ "	24"	42"	42"		WCC124242	\$484
24"	18 ⁷ / ₈ "	42"	42"		WCC214242	\$484
24"	24"	36"	36"		WCC223636	\$428
24"	24"	42"	42"		WCC224242	\$467
24"	24"	48"	48"		WCC224848	\$518
30"	30"	42"	42"		WCC334242	\$505
30"	30"	48"	48"		WCC334848	\$562
•	•	•	•	•	•	•

Extended Corner, Curved-Front Worksurfaces—Full Depth

High-Pressure Laminate

SIN 711.1

Tip: Supports must be specified separately, including side support brackets for rear corner support in panel-mounted applications.

Tip: Worksurface spans greater than 54" require additional support of a cantilever, pedestal, intermediate support, or leg. Exception; work-surfaces can span up to 60" in heavy load applications and up to 72" in light load applications if a reinforcing channel is used. Reinforcing channel must be specified separately.

► Page 451 **For laminate price group 2 pricing, please refer to the electronic catalog or SmartTools.**

Standard Includes	Required to Specify
-------------------	---------------------

Standard Includes	Required to Specify
<ul style="list-style-type: none"> • Worksurface: High-Pressure Laminate price group 1 <ul style="list-style-type: none"> –Plastic 3 mm edge profile on front edge –Plastic default flat profile on side and back edges • Cable scallops on back edges 	<ol style="list-style-type: none"> 1 Style number 2 High-Pressure Laminate color number for worksurface 3 Plastic color number for front edge on laminate worksurface 4 Options, if selected (see below) <ul style="list-style-type: none"> ► See <i>Surface Materials</i>, page 548.

Options	Price	Required to Specify
---------	-------	---------------------

Surface Materials	High-Pressure Laminate worksurfaces <ul style="list-style-type: none"> • Laminate price group 2 • Open Line laminate 	See information at left +\$69 plus cost of laminate
Scallops	<ul style="list-style-type: none"> • Omit scallops 	No cost Specify <i>omit scallops</i> .

Related Products	<ul style="list-style-type: none"> • Panel-mounted Universal Systems worksurface supports • Legs and columns for Universal Systems Worksurfaces • Worksurface screens • Worksurface power and communication components 	<ul style="list-style-type: none"> ► Page 450 ► Page 462 ► Page 524 ► Page 527
------------------	--	--

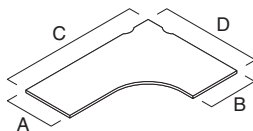
Specification Information

Base Price High-Pressure Laminate



Dimensions				Style Number	Plastic 3 mm Edge
A	B	C	D	Number	No Suffix
•	•	•	•	•	•

Tip: To specify 3 mm edge profile, no suffix is required.



Left-Hand Worksurfaces

24"	24"	60"	42"	WEC226042	\$689
24"	24"	72"	42"	WEC227242	\$815
24"	24"	60"	48"	WEC226048	\$707
24"	24"	72"	48"	WEC227248	\$828
24"	30"	60"	42"	WEC236042	\$722
24"	30"	72"	42"	WEC237242	\$854
24"	30"	60"	48"	WEC236048	\$772
24"	30"	72"	48"	WEC237248	\$900
30"	24"	60"	42"	WEC326042	\$722
30"	24"	72"	42"	WEC327242	\$854
30"	24"	60"	48"	WEC326048	\$772
30"	24"	72"	48"	WEC327248	\$900
30"	30"	60"	42"	WEC336042	\$762
30"	30"	72"	42"	WEC337242	\$890
30"	30"	60"	48"	WEC336048	\$808
30"	30"	72"	48"	WEC337248	\$934

► **Specification Information, continued on next page**

► Specification Information, continued from previous page

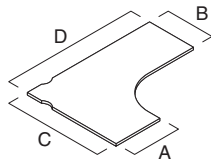
Specification Information

**Base Price
High-Pressure Laminate**



Tip: To specify 3 mm edge profile, no suffix is required.

• Dimensions				• Style Number	• Plastic 3 mm Edge • No Suffix
A	B	C	D		



Right-Hand Worksurfaces

24"	24"	42"	60"	WEC224260	\$689
24"	24"	42"	72"	WEC224272	\$815
24"	24"	48"	60"	WEC224860	\$707
24"	24"	48"	72"	WEC224872	\$828
24"	30"	42"	60"	WEC234260	\$722
24"	30"	42"	72"	WEC234272	\$854
24"	30"	48"	60"	WEC234860	\$772
24"	30"	48"	72"	WEC234872	\$900
30"	24"	42"	60"	WEC324260	\$722
30"	24"	42"	72"	WEC324272	\$854
30"	24"	48"	60"	WEC324860	\$772
30"	24"	48"	72"	WEC324872	\$900
30"	30"	42"	60"	WEC334260	\$762
30"	30"	42"	72"	WEC334272	\$890
30"	30"	48"	60"	WEC334860	\$808
30"	30"	48"	72"	WEC334872	\$934

Spanner Worksurfaces

For Use with Full Depth Worksurfaces
High-Pressure Laminate or Wood Veneer

SIN 711.1




Tip: Supports for freestanding and panel-mounted applications must be specified separately.

Standard Includes	Required to Specify
<ul style="list-style-type: none"> • Worksurface: High-Pressure Laminate price group 1 or wood group 1 veneer • Laminate worksurface: <ul style="list-style-type: none"> –Plastic 3 mm edge profile or plastic P-edge profile on front edge –Plastic default flat profile on side and back edges • Wood worksurface: <ul style="list-style-type: none"> –Wood 3 mm edge profile on front edge –Matching veneer flat profile on side and back edges 	<ol style="list-style-type: none"> 1 Style number with appropriate edge profile suffix <ul style="list-style-type: none"> P Laminate with plastic P-edge SW Wood with square edge ▶ See edge profiles below. 2 High-Pressure Laminate or wood color number for worksurface 3 Plastic color number for front edge on laminate worksurface, if selected 4 Options, if selected (see below) <ul style="list-style-type: none"> ▶ See <i>Surface Materials</i>, page 548.

For wood group 2, wood group 3, and laminate price group 2 pricing, please refer to the electronic catalog or SmartTools.

Options	Price	Required to Specify
Surface Materials <ul style="list-style-type: none"> • High-Pressure Laminate worksurfaces <ul style="list-style-type: none"> • Laminate price group 2 • Open Line laminate • Wood veneer worksurfaces <ul style="list-style-type: none"> • Wood group 2 • Wood group 3 • Customiz stain • Full-fill finish on wood group 1 	<ul style="list-style-type: none"> • See information at left +\$69 plus cost of laminate • See information at left • See information at left • No cost • Prices below 	<ul style="list-style-type: none"> • Specify laminate color number. ▶ See <i>Surface Materials Reference Manual</i>. • Specify wood color number. Specify wood color number. Specify with <i>Customiz stain</i>. ▶ See <i>Surface Materials Reference Manual</i>. • Specify full-fill finish number.
Related Products <ul style="list-style-type: none"> • Panel-mounted Universal Systems worksurface supports • Legs and columns for Universal Systems Worksurfaces • Worksurface screens • Worksurface power and communication components 		<ul style="list-style-type: none"> ▶ Page 450 ▶ Page 462 ▶ Page 524 ▶ Page 527

Tip: To specify 3 mm edge profile, no suffix is required. For all other edge profiles, add a suffix to the style number. (For example, USPC47 becomes USPC47SW for wood with square edge profile.)

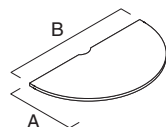
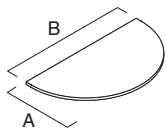
Dimensions		Style Number	Base Prices			Option
A	B		High-Pressure Laminate	Plastic	Wood	(Add \$ to Base Price)
			Plastic 3 mm Edge	Plastic P-Edge	Wood Square Edge	Full-Fill Finish on Wood Group 1
			No Suffix	Suffix P	Suffix SW	
						

For Freestanding Applications without Panels

Dimensions	Style Number	Price	Plastic 3 mm Edge	Plastic P-Edge	Wood Square Edge	Option
24" 48"	WSPC4824	\$410	N.A.	N.A.	N.A.	
30" 60"	WSPC6030	\$522	N.A.	N.A.	N.A.	

With 3" Notch for Use with Answer Panels

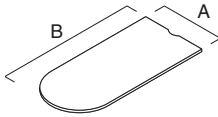
Dimensions	Style Number	Price	Plastic 3 mm Edge	Plastic P-Edge	Wood Square Edge	Option
25½" 51"	WSPC5126	\$410	N.A.	N.A.	N.A.	
31½" 51"	USPC51	\$410	\$466	\$1081	+\$60	
31½" 63"	WSPC6332	\$522	N.A.	N.A.	N.A.	
37½" 63"	USPC63	\$522	\$578	\$1193	+\$66	



Bullet Peninsula Worksurfaces

High-Pressure Laminate or Wood Veneer

SIN 711.1



Tip: Supports for freestanding and panel-mounted applications must be specified separately.

Tip: Worksurface spans greater than 54" require additional support of a cantilever, pedestal, intermediate support, or leg. Exception; work-surfaces can span up to 60" in heavy load applications and up to 72" in light load applications if a reinforcing channel is used. Reinforcing channel must be specified separately.
▶ Page 451

For wood group 2, wood group 3, and laminate price group 2 pricing, please refer to the electronic catalog or SmartTools.

Tip: Bullet peninsula worksurfaces are recommended for use with other curved-front shapes such as corner, curved-front worksurfaces.
▶ Page 415

Tip: The same bullet peninsula worksurfaces can be used with either worksurfaces with 1/2" cord drop, or with full depth worksurfaces.

Tip: To specify 3 mm edge profile, no suffix is required. For all other edge profiles, add a suffix to the style number. (For example, UPBC3060 becomes UPBC3060SW for wood with square edge profile.)

Standard Includes	Required to Specify
-------------------	---------------------

<ul style="list-style-type: none"> • Worksurface: High-Pressure Laminate price group 1 or wood group 1 veneer • Laminate worksurface: <ul style="list-style-type: none"> –Plastic 3 mm edge profile or plastic P-edge profile on front edge –Plastic default flat profile on side and back edges • Wood worksurface: <ul style="list-style-type: none"> –Wood 3 mm edge profile on front edge –Matching veneer flat profile on side and back edges • Cable scallop on back edge 	<ol style="list-style-type: none"> 1 Style number with appropriate edge profile suffix <ul style="list-style-type: none"> ▶ P Laminate with plastic P-edge ▶ SW Wood with square edge ▶ See edge profiles below. 2 High-Pressure Laminate or wood color number for worksurface 3 Plastic color number for front edge on laminate worksurface, if selected 4 Options, if selected (see below) <ul style="list-style-type: none"> ▶ See <i>Surface Materials</i>, page 548.
---	---

Surface Materials	Options	Price	Required to Specify
-------------------	---------	-------	---------------------

	High-Pressure Laminate worksurfaces		Specify laminate color number. ▶ See <i>Surface Materials Reference Manual</i> .
	<ul style="list-style-type: none"> • Laminate price group 2 • Open Line laminate 	See information at left +\$69 plus cost of laminate	
	Wood veneer worksurfaces		Specify wood color number. Specify wood color number. Specify with <i>Customiz stain</i> . ▶ See <i>Surface Materials Reference Manual</i> . Specify full-fill finish number.
	<ul style="list-style-type: none"> • Wood group 2 • Wood group 3 • Customiz stain 	See information at left See information at left No cost	
	• Full-fill finish on wood group 1	Prices below	
Scallop	• Omit scallop	No cost	Specify <i>omit scallop</i> .

Related Products		
• Panel-mounted Universal Systems worksurface supports		▶ Page 450
• Legs and columns for Universal Systems Worksurfaces		▶ Page 462
• Worksurface screens		▶ Page 524
• Worksurface power and communication components		▶ Page 527

Specification Information

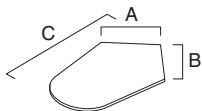
• Dimensions A B		• Style Number	Base Prices		• Wood Square Edge Suffix SW	• Option (Add \$ to Base Price) Full-Fill Finish on Wood Group 1
			High-Pressure Laminate	Wood		
			• Plastic 3 mm Edge No Suffix	• Plastic P-Edge Suffix P		
24"	47 1/2"	UPBC2448	\$478	N.A.	N.A.	N.A.
24"	59 1/2"	UPBC2460	\$487	N.A.	N.A.	N.A.
24"	65 1/2"	UPBC2466	\$502	N.A.	N.A.	N.A.
24"	71 1/2"	UPBC2472	\$511	N.A.	N.A.	N.A.
30"	47 1/2"	UPBC3048	\$556	N.A.	N.A.	N.A.
30"	59 1/2"	UPBC3060	\$566	\$641	\$1237	+\$57
30"	65 1/2"	UPBC3066	\$580	\$655	\$1251	+\$59
30"	71 1/2"	UPBC3072	\$590	\$665	\$1261	+\$62



Angled Peninsula Worksurfaces—Full Depth

High-Pressure Laminate

SIN 711.1



Tip: Supports for freestanding and panel-mounted applications must be specified separately.

For laminate price group 2 pricing, please refer to the electronic catalog or SmartTools.

Tip: To specify 3 mm edge profile, no suffix is required.

Standard Includes	Required to Specify
-------------------	---------------------


- | | |
|---|---|
| <ul style="list-style-type: none"> • Worksurface: High-Pressure Laminate price group 1 –Plastic 3 mm edge profile on front edge –Plastic default flat profile on side and back edges | <ol style="list-style-type: none"> 1 Style number 2 High-Pressure Laminate color number for worksurface 3 Plastic color number for front edge on laminate worksurface 4 Options, if selected (see below) <p>▶ See <i>Surface Materials</i>, page 548.</p> |
|---|---|

Options	Price	Required to Specify
---------	-------	---------------------

- | | | |
|--|--|--|
| <p>Surface Materials</p> <ul style="list-style-type: none"> • High-Pressure Laminate worksurfaces • Laminate price group 2 • Open Line laminate | <p>See information at left
+\$69
plus cost of laminate</p> | <p>Specify laminate color number.
▶ See <i>Surface Materials Reference Manual</i>.</p> |
|--|--|--|

- | | |
|--|---|
| <p>Related Products</p> <ul style="list-style-type: none"> • Panel-mounted Universal Systems worksurface supports • Legs and columns for Universal Systems Worksurfaces • Worksurface power and communication components | <p>▶ Page 450
▶ Page 462
▶ Page 527</p> |
|--|---|

Specification Information				
---------------------------	--	--	--	--

			Base Price High-Pressure Laminate	
				
• Dimensions			• Plastic	
A	B	C	3 mm	Edge
			• Style	
			Number	
			• No Suffix	
24"	24"	48"	WPA2448	\$607
24"	24"	60"	WPA2460	\$636
30"	30"	48"	WPA3048	\$607
30"	30"	60"	WPA3060	\$636
:	:	:	:	:

Jetty Worksurfaces—Full Depth

High-Pressure Laminate
SIN 711.1

Tip: Supports for freestanding and panel-mounted applications must be specified separately.

Tip: Long worksurface spans require additional support.


Tip: Jetty worksurfaces are recommended for use with other curved-front shapes such as corner, curved-front worksurfaces.

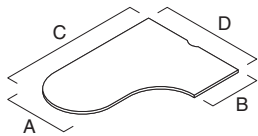
▶ Page 415

For laminate price group 2 pricing, please refer to the electronic catalog or SmartTools.

Standard Includes		Required to Specify	
	<ul style="list-style-type: none"> • Worksurface: High-Pressure Laminate price group 1 –Plastic 3 mm edge profile on front edge –Plastic default flat profile on side and back edges • Cable scallop on back edge 		<ol style="list-style-type: none"> 1 Style number 2 High-Pressure Laminate color number for worksurface 3 Plastic color number for front edge on laminate worksurface 4 Options, if selected (see below) <p>▶ See <i>Surface Materials</i>, page 548.</p>
Surface Materials	Options	Price	Required to Specify
	High-Pressure Laminate worksurfaces <ul style="list-style-type: none"> • Laminate price group 2 • Open Line laminate 	See information at left +\$69 plus cost of laminate	Specify laminate color number. ▶ See <i>Surface Materials Reference Manual</i> .
	Scallop <ul style="list-style-type: none"> • Omit scallop 	No cost	Specify <i>omit scallop</i> .
	Related Products <ul style="list-style-type: none"> • Panel-mounted Universal Systems worksurface supports • Legs and columns for Universal Systems Worksurfaces • Worksurface screens • Worksurface power and communication components 		<ul style="list-style-type: none"> ▶ Page 450 ▶ Page 462 ▶ Page 524 ▶ Page 527

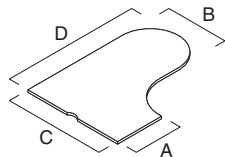
Specification Information

Dimensions				Style Number	Plastic 3 mm Edge	Base Price High-Pressure Laminate
A	B	C	D			No Suffix
						



Left-Hand Worksurfaces

30"	24"	66"	48"	WJ326648L	\$806
30"	24"	72"	48"	WJ327248L	\$833
30"	24"	78"	48"	WJ327848L	\$861
30"	30"	66"	48"	WJ336648L	\$832
30"	30"	72"	48"	WJ337248L	\$861
30"	30"	78"	48"	WJ337848L	\$892



Right-Hand Worksurfaces

24"	30"	48"	66"	WJ234866R	\$806
24"	30"	48"	72"	WJ234872R	\$833
24"	30"	48"	78"	WJ234878R	\$861
30"	30"	48"	66"	WJ334866R	\$832
30"	30"	48"	72"	WJ334872R	\$861
30"	30"	48"	78"	WJ334878R	\$892

Visitor and Linking Worksurfaces—Full Depth

High-Pressure Laminate

SIN 711.1

Tip: Supports for freestanding and panel-mounted applications must be specified separately.

Tip: Visitor and linking worksurfaces are recommended for use with other curved-front shapes such as corner, curved-front worksurfaces.

▶ Page 415

For laminate price group 2 pricing, please refer to the electronic catalog or SmartTools.

Tip: To specify 3 mm edge profile, no suffix is required.

Standard Includes	Required to Specify
-------------------	---------------------


<ul style="list-style-type: none"> • Worksurface: High-Pressure Laminate price group 1 –Plastic 3 mm edge profile on front edge –Plastic default flat profile on side and back edges 	<ol style="list-style-type: none"> 1 Style number 2 High-Pressure Laminate color number for worksurface 3 Plastic color number for front edge on laminate worksurface 4 Options, if selected (see below) <p>▶ See <i>Surface Materials</i>, page 548.</p>
---	---

Options	Price	Required to Specify
---------	-------	---------------------

Surface Materials <ul style="list-style-type: none"> • High-Pressure Laminate worksurfaces • Laminate price group 2 • Open Line laminate 	See information at left +\$69 plus cost of laminate	Specify laminate color number. ▶ See <i>Surface Materials Reference Manual</i> .
---	---	---

Related Products <ul style="list-style-type: none"> • Panel-mounted Universal Systems worksurface supports • Legs and columns for Universal Systems Worksurfaces 	▶ Page 450 ▶ Page 462
--	--------------------------

Specification Information

Base Price		High-Pressure Laminate	
			
• Dimensions	• Style Number	• Plastic 3 mm Edge	• No Suffix
A B	:	:	:
:	:	:	:

Visitor Worksurfaces

Left-Hand Worksurfaces

24"	24"	WVC2424L	\$393
24"	30"	WVC2430L	\$422
30"	30"	WVC3030L	\$434

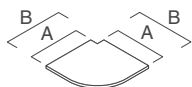
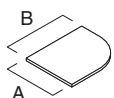
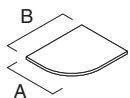
Right-Hand Worksurfaces

24"	24"	WVC2424R	\$393
24"	30"	WVC2430R	\$422
30"	30"	WVC3030R	\$434

Linking Worksurfaces

With 3" Notch for Use with Answer Panels

24"	27"	WLC2727	\$511
30"	33"	WLC3333	\$551

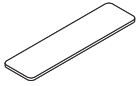


SIN 711.1

Transaction Worksurfaces

High-Pressure Laminate or Wood Veneer

SIN 711.1



Standard Includes	Required to Specify
<ul style="list-style-type: none"> • Worksurface: High-Pressure Laminate price group 1 or wood group 1 veneer • Laminate worksurface: <ul style="list-style-type: none"> – Plastic 3 mm edge profile or plastic P-edge profile on all edges • Wood worksurface: <ul style="list-style-type: none"> – Wood 3 mm edge profile on all edges • Top caps for use with Answer panels, if selected: paint • Support brackets: black paint only 	<ol style="list-style-type: none"> 1 Style number with appropriate edge profile suffix <ul style="list-style-type: none"> P Laminate with plastic P-edge SW Wood with square edge ▶ See edge profiles at right. 2 High-Pressure Laminate or wood color number for worksurface 3 Plastic color number for edges on laminate worksurface, if selected 4 Paint color number for top caps, if selected 5 Options, if selected (see below) <p>▶ See <i>Surface Materials</i>, page 548.</p>

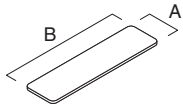
For wood group 2, wood group 3, and laminate price group 2 pricing, please refer to the electronic catalog or SmartTools.

Tip: To specify 3 mm edge profile, no suffix is required. For all other edge profiles, add a suffix to the style number. (For example UTR1636TA becomes UTR1636TASA for wood with square edge profile.)

Options	Price	Required to Specify
Surface Materials		
High-Pressure Laminate worksurfaces		
<ul style="list-style-type: none"> • Laminate price group 2 • Open Line laminate 	See information at left +\$ 69 plus cost of laminate	Specify laminate color number. ▶ See <i>Surface Materials Reference Manual</i> .
Wood veneer worksurfaces		
<ul style="list-style-type: none"> • Wood group 2 • Wood group 3 • Customiz stain 	See information at left See information at left No cost	Specify wood color number. Specify wood color number. Specify <i>with Customiz stain</i> . ▶ See <i>Surface Materials Reference Manual</i> .
<ul style="list-style-type: none"> • Full-fill finish on wood group 1 	Prices at right	Specify full-fill finish number.
Top caps on laminate worksurfaces for use with Answer panels		
<ul style="list-style-type: none"> • Wood • Customiz stain on wood 	+\$116 No cost	Specify <i>with wood top cap</i> and select wood color number. Specify <i>with Customiz stain</i> .
Change-of-Height Cable Management Top Cap		
<ul style="list-style-type: none"> • Change-of-height at both ends, cable management 	+\$ 6	Specify <i>with change-of-height, both ends cable management</i> .




Specification Information

Tip: To specify 3 mm edge profile, no suffix is required. For all other edge profiles, add a suffix to the style number. (For example, UTR1636A becomes UTR1636ASW for wood with square edge profile.)



Tip: Actual width of Answer transaction work surface using thin trim is 2" shorter than the nominal planning dimension to accommodate change of panel height applications.

Tip: Actual width of Answer transaction work surface is 7" shorter than the nominal planning dimension to accommodate change of panel height applications.

Dimensions A B	Style Number	Base Prices			Option (Add \$ to Base Price) Full-Fill Finish on Wood Group 1
		High-Pressure Laminate	Wood		
					
		Plastic 3 mm Edge	Plastic P-Edge	Wood Square Edge	
		No Suffix	Suffix P	Suffix SW	

With Brackets and Top Caps for Use with Answer Panels with Thin Trim

15"	28"	UTR1630TA	\$308	\$355	N.A.	N.A.
15"	34"	UTR1636TA	\$333	\$380	\$ 991	+\$47
15"	40"	UTR1642TA	\$359	\$406	\$1017	+\$47
15"	46"	UTR1648TA	\$382	\$435	\$1040	+\$47
15"	58"	UTR1660TA	\$414	\$467	\$1144	+\$47

With Brackets and Top Caps for Use with Answer Panels with Square Trim

15"	30"	UTR1630SA	\$313	\$360	N.A.	N.A.
15"	36"	UTR1636SA	\$338	\$385	\$ 996	+\$47
15"	42"	UTR1642SA	\$364	\$411	\$1022	+\$47
15"	48"	UTR1648SA	\$388	\$441	\$1046	+\$47
15"	60"	UTR1660SA	\$420	\$473	\$1150	+\$47

With Brackets and Top Caps for Use with Answer Panels with Oval Trim

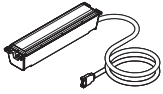
15"	30"	UTR1630A	\$313	\$360	N.A.	N.A.
15"	36"	UTR1636A	\$338	\$385	\$1009	+\$47
15"	42"	UTR1642A	\$364	\$411	\$1035	+\$47
15"	48"	UTR1648A	\$388	\$441	\$1059	+\$47
15"	60"	UTR1660A	\$420	\$473	\$1153	+\$69

With Brackets for Use with Montage Frames

15"	30"	UTR1630M	\$313	\$360	N.A.	N.A.
15"	36"	UTR1636M	\$338	\$385	\$1009	+\$47
15"	42"	UTR1642M	\$364	\$411	\$1035	+\$47
15"	48"	UTR1648M	\$388	\$441	\$1059	+\$47
15"	60"	UTR1660M	\$420	\$473	\$1153	+\$69

Power and Data Access Door & Tray

SIN 711.1



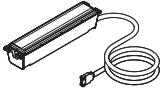
Tip: Remember to specify cutout for power and data tray on the worksurface style number.

Standard Includes	Required to Specify
<ul style="list-style-type: none"> • Door: paint • Door bezel: 6694 slate • Inner tray with six simplex receptacles: 7237 slate • Outer tray with end caps: 7237 slate and 6694 slate • Grommet (modular and hardwire only): plastic • Two cord clips or harness clips 	<ol style="list-style-type: none"> 1 Style number 2 Paint color for door 3 Plastic color for grommet 4 Options, if selected (see below) <p>▶ See <i>Surface Materials</i>, page 548.</p>

Surface Materials	Options	Price	Required to Specify
	Door <ul style="list-style-type: none"> • Paint • Anodized aluminum 	No cost +\$23	Specify paint color. Specify with 8043 clear anodized aluminum.
	Power Schematics, Line Options, and Ground Options		
	3+1 <ul style="list-style-type: none"> • Line 1 <ul style="list-style-type: none"> – System ground – Isolated ground • Line 2 <ul style="list-style-type: none"> – System ground – Isolated ground • Line 3 <ul style="list-style-type: none"> – System ground – Isolated ground • Line 4 <ul style="list-style-type: none"> – System ground – Isolated ground 	No cost No cost No cost No cost No cost No cost No cost No cost	Specify with 3+1, line 1, system ground. Specify with 3+1, line 1, isolated ground. Specify with 3+1, line 2, system ground. Specify with 3+1, line 2, isolated ground. Specify with 3+1, line 3, system ground. Specify with 3+1, line 3, isolated ground. Specify with 3+1, line 4, system ground. Specify with 3+1, line 4, isolated ground.
	2+2 <ul style="list-style-type: none"> • Line 1 <ul style="list-style-type: none"> – System ground – Isolated ground • Line 2 <ul style="list-style-type: none"> – System ground – Isolated ground • Line 3 <ul style="list-style-type: none"> – System ground – Isolated ground • Line 4 <ul style="list-style-type: none"> – System ground – Isolated ground 	No cost No cost No cost No cost No cost No cost	Specify with 2+2, line 1, system ground. Specify with 2+2, line 1, isolated ground. Specify with 2+2, line 2, system ground. Specify with 2+2, line 2, isolated ground. Specify with 2+2, line 3, system ground. Specify with 2+2, line 3, isolated ground. Specify with 2+2, line 4, system ground. Specify with 2+2, line 4, isolated ground.
	3SN <ul style="list-style-type: none"> • Line 1 <ul style="list-style-type: none"> – System ground – Isolated ground • Line 2 <ul style="list-style-type: none"> – System ground – Isolated ground • Line 3 <ul style="list-style-type: none"> – System ground – Isolated ground 	No cost No cost No cost No cost	Specify with 3SN, line 1, system ground. Specify with 3SN, line 1, isolated ground. Specify with 3SN, line 2, system ground. Specify with 3SN, line 2, isolated ground. Specify with 3SN, line 3, system ground. Specify with 3SN, line 3, isolated ground.


Specification Information

Style Number	Base Price	Style Number	Base Price
		Non-PVC	




Modular Power

UTTRM	\$1024	UTTRMN	\$1034
:	:	:	:



Hardwire Power

UTTRHW	\$1024	UTTRHWN	\$1034
:	:	:	:



Cord and Plug

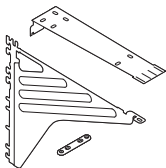
UTTRC	\$1024	UTTRCN	\$1034
:	:	:	:

Panel-Mounted Worksurface Supports

For Use with Answer and Kick Panels

SIN 711.1

Cantilevers



Tip: Answer panel junctions can accommodate only one cantilever at a seam.

Tip: 30"D straight and transition cantilevered worksurfaces require additional floor support along the front edge, such as a pedestal, end panel, post leg, side support bracket, or an adjacent return worksurface.

Standard Includes	Required to Specify
<ul style="list-style-type: none"> • Cantilever: paint • Tie plate • Attachment hardware 	<ul style="list-style-type: none"> 1 Style number 2 Paint color number for cantilever ▶ See <i>Surface Materials</i>, page 548.

Specification Information

Style Number	Price

On-Module Cantilever

UCANT	\$105

Side-Support Bracket



Tip: Side-support bracket includes a pair of handed brackets, only one of which is required for rear corner support of panel-mounted corner worksurfaces. Specify one for every two corner worksurfaces in on-module applications. Order an additional supply for off-module fin wall applications.

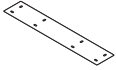
Standard Includes	Required to Specify
<ul style="list-style-type: none"> • Pair of handed side-support brackets: black paint only • Attachment hardware 	<ul style="list-style-type: none"> Style number

Specification Information

Style Number	Price

USSBR	\$38

Support Plates



Tip: Support plate can also be used in freestanding and Montage applications.

Standard Includes	Required to Specify
<ul style="list-style-type: none"> Support plate: black paint only Attachment hardware 	Style number

Specification Information

Dimensions	Style Number	Price
14"D	TS714WSP	\$68
20"D	TS720WSP	\$68
:	:	:

Tie Plates




Standard Includes	Required to Specify
<ul style="list-style-type: none"> Package of six tie plates: black paint only Attachment hardware 	Style number

Specification Information

Dimensions	Style Number	Price
3¾"L	TS7TIEPLATE	\$98
:	:	:

Reinforcing Channels



Tip: Reinforcing channel can also be used in freestanding or Montage applications.

Standard Includes	Required to Specify
<ul style="list-style-type: none"> Reinforcing channel: black paint only Attachment hardware 	Style number

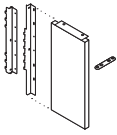
Specification Information

Dimensions	Style Number	Price
39"W	TS7WKSPT39	\$49
48"W	TS7WKSPT48	\$49
51"W	TS7WKSPT51	\$49
54"W	TS7WKSPT54	\$49
57"W	TS7WKSPT	\$49
60"W	TS7WKSPT60	\$49
63"W	TS7WKSPT63	\$49
66"W	TS7WKSPT66	\$49
72"W	TS7WKSPT72	\$49
:	:	:

Panel-Mounted Worksurface Supports For Use with Answer and Kick Panels, continued

SIN 711.1

Center Support Panels



Standard Includes	Required to Specify
<ul style="list-style-type: none"> Center support panel: paint price group 1 Tie plate Attachment hardware 	<ul style="list-style-type: none"> 1 Style number 2 Paint color number for center support panel 3 Options, if selected (see below) ▶ See <i>Surface Materials</i>, page 548.

Options	Price	Required to Specify
Surface Materials <ul style="list-style-type: none"> Paint price group 1 Paint price group 2 Paint price group 3 	<ul style="list-style-type: none"> No cost +\$12 +\$22 	<ul style="list-style-type: none"> Specify paint color number. Specify paint color number. Specify paint color number.

Specification Information		
Planning Dimensions	Style Number	Base Price
D H		

On-Module Center Support Panel

11"	28½"	UCSP	\$136
Standing Height			
11"	40⅞"	UCSPS	\$160

Mounting Bracket Packages

Tip: Brackets work with the steel top cap option on the frame only.

Standard Includes	Required to Specify
<ul style="list-style-type: none"> Two brackets: paint Attachment hardware 	<ul style="list-style-type: none"> 1 Style number 2 Paint color number for bracket ▶ See <i>Surface Materials</i>, page 548.

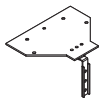
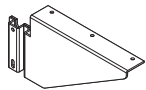
Specification Information	
Style Number	Price

Flush Mounting Bracket

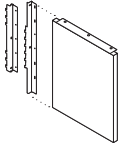
HCOCB	\$158
--------------	-------

Center Mounting Bracket

HSCB	\$158
-------------	-------



End Panels



Standard Includes	Required to Specify
<ul style="list-style-type: none"> End panel: paint price group 1 Attachment hardware 	<ul style="list-style-type: none"> 1 Style number 2 Paint color number for end panel 3 Options, if selected (see below) ▶ See <i>Surface Materials</i>, page 548.

Options	Price	Required to Specify
Surface Materials <ul style="list-style-type: none"> Paint price group 1 Paint price group 2 Paint price group 3 	<ul style="list-style-type: none"> No cost +\$30 +\$49 	<ul style="list-style-type: none"> Specify paint color number. Specify paint color number. Specify paint color number.

Specification Information		
Planning Dimensions	Style Number	Base Price
D H		

On-Module End Panel			
24"	28½"	UEP24	\$373
30"	28½"	UEP30	\$424

Standing Height			
24"	40⅞"	UEP24S	\$442
30"	40⅞"	UEP30S	\$496

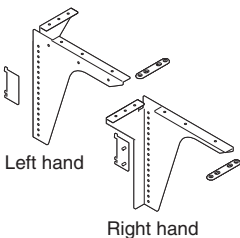
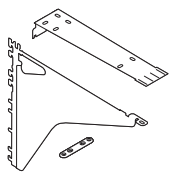
Panel-Mounted Worksurface Supports

For Use with Montage Frames

SIN 711.1

Cantilevers

Tip: Cantilever works in on-module vertical upright situations only.



Tip: Adjustable-height cantilevers require a third cantilever to support rear of corner worksurface.

Standard Includes	Required to Specify
<ul style="list-style-type: none"> • Cantilever: paint • Tie plate • Attachment hardware 	<ul style="list-style-type: none"> 1 Style number 2 Paint color number for cantilevers ▶ See <i>Surface Materials</i>, page 548.

Specification Information

Style Number	Price

On-Module Cantilever

ZUCANT	\$124

Adjustable-Height Cantilevers

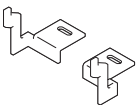
Left-Hand Adjustable-Height Cantilever

ZCAL	\$437
-------------	-------

Right-Hand Adjustable-Height Cantilever

ZCAR	\$437

Side-Support Bracket



Tip: Side-support bracket includes a pair of handed brackets, only one of which is required for rear corner support of panel-mounted corner worksurfaces. Specify one for every two corner worksurfaces in on-module applications. Order an additional supply for off-module fin wall applications.

Standard Includes	Required to Specify
<ul style="list-style-type: none"> • Pair of handed side-support brackets: black paint only • Attachment hardware 	<ul style="list-style-type: none"> Style number

Specification Information

Style Number	Price

ZBES	\$38

Off-Module Worksurface Bracket



Tip: Brackets are used in off-module situations only.

Tip: Off-module brackets must be used in conjunction with on-module cantilevers to provide forward worksurface tip support.

Standard Includes	Required to Specify
<ul style="list-style-type: none"> Off-module worksurface bracket: paint Attachment hardware 	1 Style number 2 Paint color number for off-module worksurface bracket ▶ See <i>Surface Materials</i> , page 548.

Specification Information	
Style Number	Price
ZBWOM	\$69
.	.
.	.

Off-Module Tie Plate



Tip: Tie plate is used in conjunction with an off-module worksurface bracket.

Standard Includes	Required to Specify
<ul style="list-style-type: none"> Package of five tie plates: black paint only Attachment hardware 	Style number

Specification Information	
Style Number	Price
ZBTP	\$54
.	.
.	.

Panel-Mounted Worksurface Supports For Use with Montage Frames, continued

SIN 711.1

End Panels

Standard Includes	Required to Specify
<ul style="list-style-type: none"> • End panel: paint price group 1 • Attachment hardware 	<ul style="list-style-type: none"> 1 Style number 2 Paint color number for end panel 3 Options, if selected (see below) ▶ See <i>Surface Materials</i>, page 548.

Options	Price	Required to Specify
Surface Materials <ul style="list-style-type: none"> • Paint price group 1 • Paint price group 2 • Paint price group 3 	<ul style="list-style-type: none"> No cost +\$19 +\$34 	<ul style="list-style-type: none"> Specify paint color number. Specify paint color number. Specify paint color number.

Specification Information		
Planning Dimensions	Style Number	Base Price
D H		

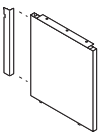
On-Module End Panel

Left-Hand

24"	28½"	ZEP24LH	\$373
30"	28½"	ZEP30LH	\$424

Right-Hand

24"	28½"	ZEP24RH	\$373
30"	28½"	ZEP30RH	\$424



Tip: On-module end panels work in on-module vertical upright situations only.

Tip: On-module end panels can be converted to off-module end panels by ordering a panel package from Service Parts.

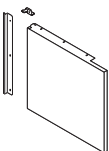
Off-Module End Panel

Left-Hand

24"	28½"	ZEP24LHOM	\$373
30"	28½"	ZEP30LHOM	\$424

Right-Hand

24"	28½"	ZEP24RHOM	\$373
30"	28½"	ZEP30RHOM	\$424



Tip: Off-module end panels work in off-module situations only.

Tip: Off-module end panels can be converted to on-module end panels by ordering a panel package from Service Parts.

Off-Module Worksurface-to-Panel Connector

Off-Module Worksurface-to-Panel Connector

For Use with Answer
SIN 711.1



Standard Includes	Required to Specify
<ul style="list-style-type: none"> • Connector: paint • Attachment hardware 	<ul style="list-style-type: none"> 1 Style number 2 Paint color number for connector 3 Options, if selected (see below) ▶ See <i>Surface Materials</i>, page 548.

Options	Price	Required to Specify
Surface Materials <ul style="list-style-type: none"> • Paint price group 1 • Paint price group 2 • Paint price group 3 	<ul style="list-style-type: none"> No cost +\$11 +\$23 	<ul style="list-style-type: none"> Specify paint color. Specify paint color. Specify paint color.

Specification Information		
Width	Style Number	Base Price
24"	UFS24ANS	\$119
30"	UFS30ANS	\$129
36"	UFS36ANS	\$140
42"	UFS42ANS	\$151
48"	UFS48ANS	\$161
60"	UFS60ANS	\$249
72"	UFS72ANS	\$264
:	:	:

Off-Module Worksurface-to-Panel Connector

For Use with Montage

SIN 711.1



Standard Includes	Required to Specify
<ul style="list-style-type: none"> • Connector: paint • Attachment hardware 	<ul style="list-style-type: none"> 1 Style number 2 Paint color number for connector 3 Options, if selected (see below) ▶ See <i>Surface Materials</i>, page 548.

Options	Price	Required to Specify
Surface Materials <ul style="list-style-type: none"> • Paint price group 1 • Paint price group 2 • Paint price group 3 	No cost +\$11 +\$23	Specify paint color. Specify paint color. Specify paint color.

Specification Information		
• Width	• Style Number	• Base Price
24"	UFS24MON	\$119
30"	UFS30MON	\$129
36"	UFS36MON	\$140
42"	UFS42MON	\$151
48"	UFS48MON	\$161
:	:	:

FrameOne Legs and Supports for Universal Worksurfaces

For Use with Answer
SIN 711.1

FrameOne Legs and Supports for Universal Worksurfaces

Standard Includes	Required to Specify
<ul style="list-style-type: none"> Legs and intermediate support: paint Attachment hardware 	1 Style number 2 Paint color number for legs and support 3 Options, if selected (see below) ▶ See <i>Surface Materials</i> , page 548.

Options	Price	Required to Specify
Surface Materials For legs <ul style="list-style-type: none"> Paint price group 1 Paint price group 2 Paint price group 3 For intermediate support <ul style="list-style-type: none"> Paint price group 1 Paint price group 2 Paint price group 3 	No cost +\$19 per leg +\$34 per leg No cost +\$12 per leg +\$22 per leg	Specify paint color. Specify paint color. Specify paint color. Specify paint color. Specify paint color. Specify paint color.
Intermediate Support bracing For laminate or wood storage tops <ul style="list-style-type: none"> No brace For steel storage tops <ul style="list-style-type: none"> One brace (30", 36", or 42"W) Two braces (30", 36", or 42"W) 	No cost +\$49 +\$49	Specify with <i>no brace</i> . Specify with <i>one brace</i> . Specify with <i>two braces</i> .

Specification Information									
Planning Height	Depth	Style Number	Base Price	Style Number	Base Price	Style Number	Base Price	Style Number	Base Price

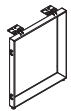
Closed Loop									
		Panel Supporting Left-Hand		Panel Supporting Right-Hand		Tethered Application		Table Application	
28½"	24"	UFC24LHANS	\$584	UFC24RHANS	\$584	UFC24	\$584	UFC24T	\$637
28½"	30"	UFC30LHANS	\$584	UFC30RHANS	\$584	UFC30	\$584	UFC30T	\$637

Open Loop									
28½"	24"	UFQ24LHANS	\$425	UFQ24RHANS	\$425	UFQ24	\$425	UFQ24T	\$478
28½"	30"	UFQ30LHANS	\$425	UFQ30RHANS	\$425	UFQ30	\$425	UFQ30T	\$478

Half Loop									
28½"	24"	UFH24LHANS	\$369	UFH24RHANS	\$369				
28½"	30"	UFH30LHANS	\$369	UFH30RHANS	\$369				

Post Leg									
28½"		UFP	\$167						

Intermediate Support									
For use with One-High Universal storage									
28½"	16"	UFS1610H	\$259						
For use with 1.5-High Universal storage									
28½"	16"	UFS1615H	\$236						



FrameOne Legs and Supports for Universal Worksurfaces

For Use with Montage

SIN 711.1

Standard Includes	Required to Specify
<ul style="list-style-type: none"> Legs and intermediate support: paint Attachment hardware 	1 Style number 2 Paint color number for legs and support 3 Options, if selected (see below) ▶ See <i>Surface Materials</i> , page 548.

Options	Price	Required to Specify
Surface Materials For legs <ul style="list-style-type: none"> Paint price group 1 Paint price group 2 Paint price group 3 For intermediate support <ul style="list-style-type: none"> Paint price group 1 Paint price group 2 Paint price group 3 	No cost +\$19 per leg +\$34 per leg No cost +\$12 per leg +\$22 per leg	Specify paint color. Specify paint color. Specify paint color. Specify paint color. Specify paint color. Specify paint color.
Intermediate Support bracing For laminate or wood storage tops <ul style="list-style-type: none"> No brace For steel storage tops <ul style="list-style-type: none"> One brace (30", 36", or 42"W) Two braces (30", 36", or 42"W) 	No cost +\$49 +\$49	Specify <i>with no brace</i> . Specify <i>with one brace</i> . Specify <i>with two braces</i> .

Specification Information

Planning Height	Depth	Style Number	Base Price	Style Number	Base Price	Style Number	Base Price	Style Number	Base Price
-----------------	-------	--------------	------------	--------------	------------	--------------	------------	--------------	------------

Closed Loop

		Panel Supporting Left-Hand	Base Price	Panel Supporting Right-Hand	Base Price	Tethered Application	Base Price	Table Application	Base Price
28½"	24"	UFC24LHMON	\$584	UFC24RHMON	\$584	UFC24	\$584	UFC24T	\$637
28½"	30"	UFC30LHMON	\$584	UFC30RHMON	\$584	UFC30	\$584	UFC30T	\$637

Open Loop

28½"	24"	UFQ24LHMON	\$425	UFQ24RHMON	\$425	UFQ24	\$425	UFQ24T	\$478
28½"	30"	UFQ30LHMON	\$425	UFQ30RHMON	\$425	UFQ30	\$425	UFQ30T	\$478

Half Loop

28½"	24"	UFH24LHMON	\$369	UFH24RHMON	\$369				
28½"	30"	UFH30LHMON	\$369	UFH30RHMON	\$369				

Post Leg

28½"		UFP	\$167						
------	--	------------	-------	--	--	--	--	--	--

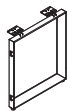
Intermediate Support

For use with One-High Universal storage

28½"	16"	UFS1610H	\$259						
------	-----	-----------------	-------	--	--	--	--	--	--

For use with 1.5-High Universal storage

28½"	16"	UFS1615H	\$236						
------	-----	-----------------	-------	--	--	--	--	--	--



Legs and Columns for Universal Systems Worksurfaces

Without Alignment Tab

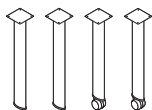
SIN 711.1

Post Legs and Double Post Legs

Tip: Height dimensions listed are nominal and include the thickness of a worksurface.

Tip: Standing height legs can be used as column support in panel-mounted applications only.

Tip: Corner worksurfaces require a leg in the back corner. Be sure to order fifth leg if specifying a package of four.



Standard Includes	Required to Specify
-------------------	---------------------

- Legs: paint
- Attachment hardware
- Non-locking caster, if selected: black plastic only

- 1 Style number
 - 2 Paint color number for leg
 - 3 Options, if selected (see below)
- ▶ See *Surface Materials*, page 548.

Options	Price	Required to Specify
---------	-------	---------------------

Surface Materials

- Paint price group 1
- Paint price group 2
- Paint price group 3

No cost
+\$19 per leg
+\$34 per leg

Specify paint color number.
Specify paint color number.
Specify paint color number.

Specification Information					
Planning Height	Style Number	Base Price	Planning Height	Style Number	Base Price

Post Leg with Glide

26"	UNPL	\$123
28½"	UPL	\$123
40⅞"	UHPL	\$156
:	:	:

Package of Four Post Legs with Glides

26"	UNPL4	\$492
28½"	UPL4	\$492
:	:	:

Post Leg with Casters

26"	UNPLC	\$140
28½"	UPLC	\$140
:	:	:

Package of Four Post Legs with Casters

26"	UNPL4C	\$560
28½"	UPL4C	\$560
:	:	:

Package of Four Post Legs with Two Glides and Two Casters

26"	UNPL4M	\$526
28½"	UPL4M	\$526
:	:	:

▶ **Specification Information, continued on next page**

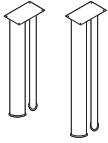
► Specification Information, continued from previous page

Specification Information

Planning Height	Style Number	Price
--------------------	-----------------	-------

Double Post Leg with Glides

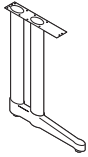
28½"	UDPL	\$347
40⅞"	UHDPL	\$408
:	:	:



Tip: Double post legs can be used as a shared or column support in applications with other post legs.

Double Post C-Leg with Glides

28½"	UCL	\$394
:	:	:



Legs and Columns for Universal Systems Worksurfaces Without Alignment Tab, continued

SIN 711.1

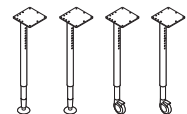
Adjustable-Height Legs

Tip: Corner worksurfaces require a leg in the back corner. Be sure to order fifth leg if specifying a package of four.

Tip: See Worksurface and Leg Combinations page for number of legs required per worksurface.

▶ See Answer Specification Guide.

Tip: Height dimensions listed include the thickness of a worksurface.



Standard Includes	Required to Specify
<ul style="list-style-type: none"> • Worksurface legs: paint • Glides, if selected: paint to match legs • Locking casters, if selected: paint to match legs • Attachment hardware 	1 Style number 2 Paint color number for leg 3 Options, if selected (see below) ▶ See <i>Surface Materials</i> , page 548.

Options	Price	Required to Specify
Surface Materials <ul style="list-style-type: none"> • Paint price group 1 • Paint price group 2 	No cost +\$19 per leg	Specify paint color number. Specify paint color number.

Specification Information

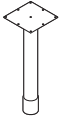
• Planning Height	• Style Number	• Base Price	• Planning Height	• Style Number	• Base Price
-------------------	----------------	--------------	-------------------	----------------	--------------

Adjustable-Height Leg with Glide			Package of Four Adjustable-Height Legs with Glides		
25½"-31½"	UADJ	\$203	25½"-31½"	UADJ4	\$812

Adjustable-Height Leg with Caster			Package of Four Adjustable-Height Legs with Casters		
25½"-31½"	UADJC	\$228	25½"-31½"	UADJ4C	\$912

Package of Four Adjustable-Height Legs with Two Glides and Two Casters		
25½"-31½"	UADJ4M	\$862

Columns



Tip: Adjustable column has a different aesthetic than post legs (round vs. elliptical). Adjustable column can be used as column support in applications without post legs.

Tip: Height dimension listed is nominal and includes the thickness of a worksurface.

Standard Includes	Required to Specify
<ul style="list-style-type: none"> Column: paint Attachment hardware 	<ul style="list-style-type: none"> 1 Style number 2 Paint color number for column 3 Options, if selected (see below) ▶ See <i>Surface Materials</i>, page 548.

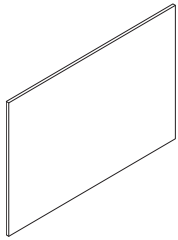
Options	Price	Required to Specify
Surface Materials		
<ul style="list-style-type: none"> Paint price group 1 Paint price group 2 Paint price group 3 	<ul style="list-style-type: none"> No cost +\$19 per leg +\$34 per leg 	<ul style="list-style-type: none"> Specify paint color number. Specify paint color number. Specify paint color number.

Specification Information		
Planning Height	Style Number	Base Price
28½"	UCOL	\$273
28½"–31⅝"	UADJCOL	\$336
.	.	.

Universal Boundary Screens

Laminate and Veneer

SIN 711.1



Tip: Height installed, in combination with screen clearance and width, determines the size screen you need for your application.

Tip: Screen clearance is measured from the bottom of the boundary screen to the bottom of the leg which the screen is attached.

For laminate price group 2 pricing, please refer to the electronic catalog or SmartTools.

Tip: Full-fill finish codes can be used to simplify specification of veneer boundary screens being used in settings with full-fill veneer products. The screen will not have the final fill coat applied, but the finish color will be consistent with the full-fill products.

Tip: Wood grain laminate is only available on surfaces less than 60"W. No restrictions for veneer.

Standard Includes	Required to Specify
<ul style="list-style-type: none"> • Screen: High-Pressure Laminate price group 1 or wood group 1 veneer • Edge on laminate screen, if selected: plastic • Height: 15"H–54"H • Height installed: 30"H–54"H • Width: 24"W–72"W • Attachment brackets: paint price group 1 	<ol style="list-style-type: none"> 1 Style number 2 Screen size type (see below under Required Selections) 3 Height installed (see below under Required Selections) 4 Screen clearance (see below under Required Selections) 5 Width 6 High-Pressure Laminate or wood veneer color number for screen 7 Plastic color number for edge on laminate screen, if selected 8 Grain direction 9 Paint color number for brackets 10 Options, if selected (see below) <p>▶ See <i>Surface Materials</i>, page 548.</p>

Screen Size Type	Required Selections	Price	Required to Specify	
	<ul style="list-style-type: none"> • Modular • Parametric 	No cost No cost	Specify with <i>modular</i> . Specify with <i>parametric</i> .	
Height Installed	Modular	Parametric		
	<ul style="list-style-type: none"> • 30"H • 36"H • 42"H • 48"H • 54"H 	<ul style="list-style-type: none"> 30"H–35¹⁵/₁₆"H 36"H–41¹⁵/₁₆"H 42"H–47¹⁵/₁₆"H 48"H–53¹⁵/₁₆"H 54"H 	Prices at right Prices at right Prices at right Prices at right Prices at right	Specify installed height. Specify installed height. Specify installed height. Specify installed height. Specify installed height.
Screen Clearance	Modular	Parametric		
	<ul style="list-style-type: none"> • 0"H • 15"H 	<ul style="list-style-type: none"> 0"–14¹⁵/₁₆"H 	Prices at right Prices at right	Specify screen clearance. Specify screen clearance.

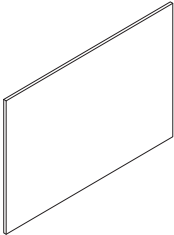
Surface Materials	Options	Price	Required to Specify
	Screen		
	<ul style="list-style-type: none"> • Laminate price group 2 • Open Line laminate 	See information at left +\$136 plus cost of laminate	Specify laminate color number. ▶ See <i>Surface Materials Reference Manual</i> .
	<ul style="list-style-type: none"> • Wood group 2 • Wood group 3 • Customiz stain • Full-fill finish on wood group 1 veneer 	+\$136 +\$484 No cost No cost	Specify wood color number. Specify wood color number. Specify with <i>Customiz stain</i> . Specify with <i>full-fill finish</i> and select wood color number.
	Grain direction		
	<ul style="list-style-type: none"> • No direction • Horizontal • Vertical 	No cost No cost No cost	Specify with <i>no direction</i> . Specify with <i>horizontal grain direction</i> . Specify with <i>vertical grain direction</i> .
	Brackets		
	<ul style="list-style-type: none"> • Paint price group 2 • Paint price group 3 	+\$ 11 +\$ 23	Specify paint color number. Specify paint color number.

SIN 711.1

Specification Information										
Style Number	Dimensions		Base Prices							
	Modular Height	Modular Width	24"W	30"W	36"W	42"W	48"W	54"W	60"W	66" W

Modular High-Pressure Laminate Boundary Screens

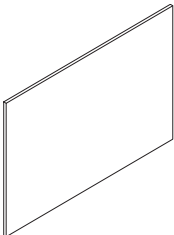
USSC	Modular Height	24"W	30"W	36"W	42"W	48"W	54"W	60"W	66" W	72"W
	15"H	\$181	\$210	\$238	\$267	\$294	\$323	\$351	\$379	\$407
	21"H	\$229	\$262	\$295	\$329	\$362	\$396	\$428	\$462	\$495
	27"H	\$276	\$315	\$353	\$392	\$429	\$468	\$506	\$545	\$583
	30"H	\$299	\$340	\$381	\$422	\$463	\$504	\$545	\$586	\$627
	33"H	\$323	\$367	\$410	\$454	\$497	\$541	\$584	\$628	\$671
	36"H	\$346	\$393	\$439	\$485	\$531	\$577	\$623	\$669	\$715
	39"H	\$370	\$419	\$467	\$517	\$565	\$614	\$662	\$711	\$760
	42"H	\$394	\$445	\$496	\$547	\$599	\$650	\$701	\$752	\$804
	48"H	\$441	\$497	\$554	\$610	\$666	\$723	\$779	\$835	\$892
	54"H	\$488	\$549	\$611	\$672	\$734	\$795	\$857	\$918	\$980



Specification Information										
Style Number	Dimensions		Base Prices							
	Parametric Height	Parametric Width	24"W - 29 1/16"W	30"W - 35 1/16"W	36"W - 41 1/16"W	42"W - 47 1/16"W	48"W - 53 1/16"W	54"W - 59 1/16"W	60"W - 65 1/16"W	66"W - 71 1/16"W

Parametric High-Pressure Laminate Boundary Screens

USSC	Parametric Height	24"W - 29 1/16"W	30"W - 35 1/16"W	36"W - 41 1/16"W	42"W - 47 1/16"W	48"W - 53 1/16"W	54"W - 59 1/16"W	60"W - 65 1/16"W	66"W - 71 1/16"W	72"W
	15"H-17 15/16"H	\$181	\$210	\$238	\$267	\$294	\$323	\$351	\$379	\$407
	18"H-20 15/16"H	\$205	\$236	\$267	\$297	\$328	\$359	\$390	\$420	\$451
	21"H-23 15/16"H	\$229	\$262	\$295	\$329	\$362	\$396	\$428	\$462	\$495
	24"H-26 15/16"H	\$252	\$288	\$324	\$360	\$396	\$432	\$467	\$503	\$539
	27"H-29 15/16"H	\$276	\$315	\$353	\$392	\$429	\$468	\$506	\$545	\$583
	30"H-32 15/16"H	\$299	\$340	\$381	\$422	\$463	\$504	\$545	\$586	\$627
	33"H-35 15/16"H	\$323	\$367	\$410	\$454	\$497	\$541	\$584	\$628	\$671
	36"H-38 15/16"H	\$346	\$393	\$439	\$485	\$531	\$577	\$623	\$669	\$715
	39"H-41 15/16"H	\$370	\$419	\$467	\$517	\$565	\$614	\$662	\$711	\$760
	42"H-44 15/16"H	\$394	\$445	\$496	\$547	\$599	\$650	\$701	\$752	\$804
	45"H-47 15/16"H	\$417	\$472	\$525	\$579	\$632	\$687	\$740	\$794	\$848
	48"H-50 15/16"H	\$441	\$497	\$554	\$610	\$666	\$723	\$779	\$835	\$892
	51"H-53 15/16"H	\$464	\$524	\$582	\$642	\$700	\$760	\$818	\$877	\$936
	54"H	\$488	\$549	\$611	\$672	\$734	\$795	\$857	\$918	\$980



► Specification Information, continued on next page

Universal Boundary Screens Laminate and Veneer, continued

SIN 711.1

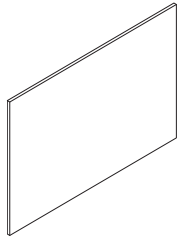
► Specification Information, continued from previous page

Specification Information

Style Number	Dimensions		Base Prices								
	Modular Height	Modular Width	24"W	30"W	36"W	42"W	48"W	54"W	60"W	66" W	72"W

Modular Wood Veneer Boundary Screens

USSC	Modular Height	24"W	30"W	36"W	42"W	48"W	54"W	60"W	66" W	72"W
	15"H	\$ 451	\$ 493	\$ 533	\$ 576	\$ 615	\$ 657	\$ 697	\$ 739	\$ 779
	21"H	\$ 574	\$ 636	\$ 697	\$ 760	\$ 820	\$ 883	\$ 943	\$1005	\$1066
	27"H	\$ 697	\$ 780	\$ 861	\$ 944	\$1025	\$1108	\$1189	\$1272	\$1353
	30"H	\$ 758	\$ 850	\$ 943	\$1035	\$1127	\$1219	\$1312	\$1404	\$1496
	33"H	\$ 820	\$ 924	\$1025	\$1128	\$1230	\$1333	\$1435	\$1538	\$1640
	36"H	\$ 881	\$ 995	\$1107	\$1220	\$1333	\$1445	\$1558	\$1670	\$1783
	39"H	\$ 943	\$1067	\$1189	\$1313	\$1435	\$1559	\$1681	\$1805	\$1927
	42"H	\$1005	\$1138	\$1271	\$1404	\$1538	\$1671	\$1804	\$1937	\$2071
	48"H	\$1128	\$1281	\$1436	\$1589	\$1742	\$1897	\$2050	\$2203	\$2358
	54"H	\$1251	\$1424	\$1599	\$1773	\$1948	\$2121	\$2296	\$2470	\$2645

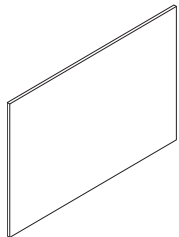


Specification Information

Style Number	Dimensions		Base Prices								
	Parametric Height	Parametric Width	24"W - 29 ¹⁵ / ₁₆ "W	30"W - 35 ¹⁵ / ₁₆ "W	36"W - 41 ¹⁵ / ₁₆ "W	42"W - 47 ¹⁵ / ₁₆ "W	48"W - 53 ¹⁵ / ₁₆ "W	54"W - 59 ¹⁵ / ₁₆ "W	60"W - 65 ¹⁵ / ₁₆ "W	66"W - 71 ¹⁵ / ₁₆ "W	72"W

Parametric Wood Veneer Boundary Screens

USSC	Parametric Height	24"W - 29 ¹⁵ / ₁₆ "W	30"W - 35 ¹⁵ / ₁₆ "W	36"W - 41 ¹⁵ / ₁₆ "W	42"W - 47 ¹⁵ / ₁₆ "W	48"W - 53 ¹⁵ / ₁₆ "W	54"W - 59 ¹⁵ / ₁₆ "W	60"W - 65 ¹⁵ / ₁₆ "W	66"W - 71 ¹⁵ / ₁₆ "W	72"W
	15"H-17 ¹⁵ / ₁₆ "H	\$ 451	\$ 493	\$ 533	\$ 576	\$ 615	\$ 657	\$ 697	\$ 739	\$ 779
	18"H-20 ¹⁵ / ₁₆ "H	\$ 513	\$ 564	\$ 616	\$ 666	\$ 718	\$ 769	\$ 821	\$ 871	\$ 923
	21"H-23 ¹⁵ / ₁₆ "H	\$ 574	\$ 636	\$ 697	\$ 760	\$ 820	\$ 883	\$ 943	\$1005	\$1066
	24"H-26 ¹⁵ / ₁₆ "H	\$ 635	\$ 707	\$ 779	\$ 851	\$ 923	\$ 995	\$1066	\$1137	\$1209
	27"H-29 ¹⁵ / ₁₆ "H	\$ 697	\$ 780	\$ 861	\$ 944	\$1025	\$1108	\$1189	\$1272	\$1353
	30"H-32 ¹⁵ / ₁₆ "H	\$ 758	\$ 850	\$ 943	\$1035	\$1127	\$1219	\$1312	\$1404	\$1496
	33"H-35 ¹⁵ / ₁₆ "H	\$ 820	\$ 924	\$1025	\$1128	\$1230	\$1333	\$1435	\$1538	\$1640
	36"H-38 ¹⁵ / ₁₆ "H	\$ 881	\$ 995	\$1107	\$1220	\$1333	\$1445	\$1558	\$1670	\$1783
	39"H-41 ¹⁵ / ₁₆ "H	\$ 943	\$1067	\$1189	\$1313	\$1435	\$1559	\$1681	\$1805	\$1927
	42"H-44 ¹⁵ / ₁₆ "H	\$1005	\$1138	\$1271	\$1404	\$1538	\$1671	\$1804	\$1937	\$2071
	45"H-47 ¹⁵ / ₁₆ "H	\$1066	\$1211	\$1353	\$1497	\$1640	\$1785	\$1927	\$2071	\$2214
	48"H-50 ¹⁵ / ₁₆ "H	\$1128	\$1281	\$1436	\$1589	\$1742	\$1897	\$2050	\$2203	\$2358
	51"H-53 ¹⁵ / ₁₆ "H	\$1189	\$1354	\$1517	\$1682	\$1845	\$2011	\$2173	\$2338	\$2501
	54"H	\$1251	\$1424	\$1599	\$1773	\$1948	\$2121	\$2296	\$2470	\$2645



Specifying U-Free Desks



Statement of Line **470**



U-Free Desks Quick Spec

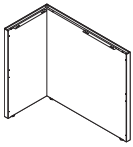
Double Pedestal Desk Choices	471
Single Pedestal Desk Choices	472
Pedestal Return Choices	473
Bridge Choices	475
Bullet Peninsula Choices	476
Corner Worksurface Choices	477

U-Free Desks

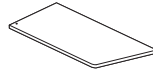
End Supports (SIN 711.1)	478
Corner Shelves (SIN 711.1)	478
Peninsula Supports (SIN 711.1)	479
Corner Support (SIN 711.1)	480
Modesty Panels (SIN 711.1)	482
Cable Race Channel Packages (SIN 711.1)	484
Flush-Mount Brackets (SIN 711.1)	484
Worksurface Accessories (SIN 711.1)	485

U-Free Desks

Statement of Line



Specifying
▶ Page 478



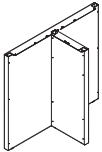
Specifying
▶ Page 478

End Supports

	18 ³ / ₈ "D	23 ¹ / ₂ "D	29 ¹ / ₂ "D
27"H	•	•	•

Corner Shelves for End Supports

	15 ³ / ₈ "D	20 ¹ / ₂ "D	26 ¹ / ₂ "D
11"W	•	•	•



Specifying
▶ Page 479

Peninsula Supports

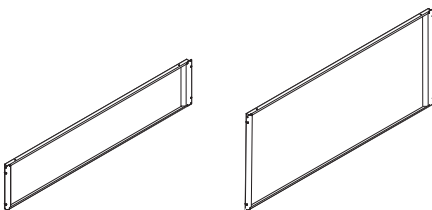
	24"D	30"D
27"H	•	•



Specifying
▶ Page 480

Corner Support

	5 ¹ / ₂ "W
27"H	•



Specifying
▶ Page 482

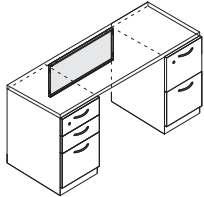
Modesty Panels

	9"W	15"W	18"W	21"W	24"W	27"W	30"W	33"W	36"W	39"W	42"W	45"W	48"W	51"W	54"W	57"W	60"W
12 ⁵ / ₈ "H	•	•	•	•	•	•	•	•	•	•	•	•	•	•	•	•	•
27"H	•	•	•	•	•	•	•	•	•	•	•	•	•	•	•	•	•

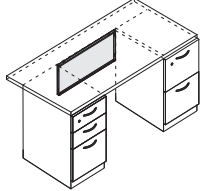
Double Pedestal Desk Choices

- Below is a sampling of commonly specified configurations.
- Pedestal substitutions are available.
- Various edge profiles and pull choices are available.

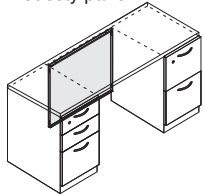
With Straight Worksurfaces



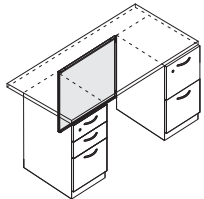
Half-height modesty panel



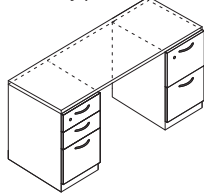
Half-height inset modesty panel



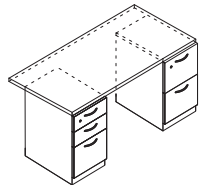
Full-height modesty panel



Full-height inset modesty panel



No modesty panel



No modesty panel

Dimensions		Worksurface Style Number	Box/Box/File Pedestal Style Number	File/File Pedestal Style Number	Pedestal Counterweight Style Number (One Per Desk)	Modesty Panel Style Number
D	W					
24"	60"	US2460	RPF2427AP	RPF2427BP	RPCW	UMH30
24"	66"	US2466	RPF2427AP	RPF2427BP	RPCW	UMH36
24"	72"	US2472	RPF2427AP	RPF2427BP	RPCW	UMH42
30"	60"	US3060	RPF3027AP	RPF3027BP	RPCW	UMH30
30"	66"	US3066	RPF3027AP	RPF3027BP	RPCW	UMH36
30"	72"	US3072	RPF3027AP	RPF3027BP	RPCW	UMH42
36"	60"	US3660	RPF3027AP	RPF3027BP	RPCW	UMH30
36"	66"	US3666	RPF3027AP	RPF3027BP	RPCW	UMH36
36"	72"	US3672	RPF3027AP	RPF3027BP	RPCW	UMH42
24"	60"	US2460	RPF2427AP	RPF2427BP	RPCW	UMF30
24"	66"	US2466	RPF2427AP	RPF2427BP	RPCW	UMF36
24"	72"	US2472	RPF2427AP	RPF2427BP	RPCW	UMF42
30"	60"	US3060	RPF3027AP	RPF3027BP	RPCW	UMF30
30"	66"	US3066	RPF3027AP	RPF3027BP	RPCW	UMF36
30"	72"	US3072	RPF3027AP	RPF3027BP	RPCW	UMF42
36"	60"	US3660	RPF3027AP	RPF3027BP	RPCW	UMF30
36"	66"	US3666	RPF3027AP	RPF3027BP	RPCW	UMF36
36"	72"	US3672	RPF3027AP	RPF3027BP	RPCW	UMF42
24"	60"	US2460	RPF2427AP	RPF2427BP	RPCW	N.A.
24"	66"	US2466	RPF2427AP	RPF2427BP	RPCW	N.A.
24"	72"	US2472	RPF2427AP	RPF2427BP	RPCW	N.A.
30"	60"	US3060	RPF3027AP	RPF3027BP	RPCW	N.A.
30"	66"	US3066	RPF3027AP	RPF3027BP	RPCW	N.A.
30"	72"	US3072	RPF3027AP	RPF3027BP	RPCW	N.A.
36"	60"	US3660	RPF3027AP	RPF3027BP	RPCW	N.A.
36"	66"	US3666	RPF3027AP	RPF3027BP	RPCW	N.A.
36"	72"	US3672	RPF3027AP	RPF3027BP	RPCW	N.A.

▶ Page 399

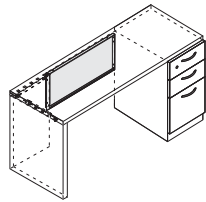
▶ Page 485

▶ Page 482

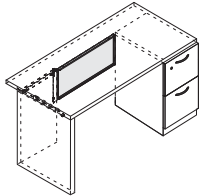
Single Pedestal Desk Choices

- Below is a sampling of commonly specified configurations.
- Pedestal substitutions are available.
- To create a desk shell with no pedestals, replace the pedestal with a second end support.
- Various edge profiles and pull choices are available.

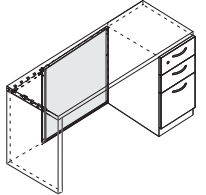
With Straight Worksurfaces



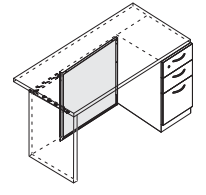
Half-height modesty panel



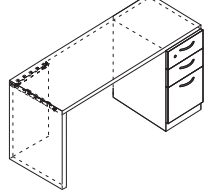
Half-height inset modesty panel



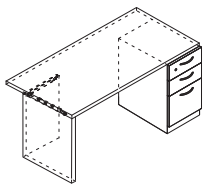
Full-height modesty panel



Full-height inset modesty panel



No modesty panel



No modesty panel

Dimensions D W	Worksurface Style Number	Box/Box/File Pedestal Style Number	End Support Style Number	Pedestal Counterweight Style Number	Modesty Panel Style Number
24" 60"	US2460	RPF2427AP	UE24	RPCW	UMH30
24" 66"	US2466	RPF2427AP	UE24	RPCW	UMH36
24" 72"	US2472	RPF2427AP	UE24	RPCW	UMH42
30" 60"	US3060	RPF3027AP	UE30	RPCW	UMH30
30" 66"	US3066	RPF3027AP	UE30	RPCW	UMH36
30" 72"	US3072	RPF3027AP	UE30	RPCW	UMH42
36" 60"	US3660	RPF3027AP	UE30	RPCW	UMH30
36" 66"	US3666	RPF3027AP	UE30	RPCW	UMH36
36" 72"	US3672	RPF3027AP	UE30	RPCW	UMH42
24" 60"	US2460	RPF2427AP	UE24	RPCW	UMF30
24" 66"	US2466	RPF2427AP	UE24	RPCW	UMF36
24" 72"	US2472	RPF2427AP	UE24	RPCW	UMF42
30" 60"	US3060	RPF3027AP	UE30	RPCW	UMF30
30" 66"	US3066	RPF3027AP	UE30	RPCW	UMF36
30" 72"	US3072	RPF3027AP	UE30	RPCW	UMF42
36" 60"	US3660	RPF3027AP	UE30	RPCW	UMF30
36" 66"	US3666	RPF3027AP	UE30	RPCW	UMF36
36" 72"	US3672	RPF3027AP	UE30	RPCW	UMF42
24" 60"	US2460	RPF2427AP	UE24	RPCW	N.A.
24" 66"	US2466	RPF2427AP	UE24	RPCW	N.A.
24" 72"	US2472	RPF2427AP	UE24	RPCW	N.A.
30" 60"	US3060	RPF3027AP	UE30	RPCW	N.A.
30" 66"	US3066	RPF3027AP	UE30	RPCW	N.A.
30" 72"	US3072	RPF3027AP	UE30	RPCW	N.A.
36" 60"	US3660	RPF3027AP	UE30	RPCW	N.A.
36" 66"	US3666	RPF3027AP	UE30	RPCW	N.A.
36" 72"	US3672	RPF3027AP	UE30	RPCW	N.A.

▶ Page 399

▶ Page 478

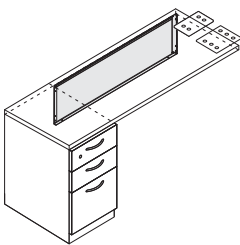
▶ Page 485

▶ Page 482

Pedestal Return Choices

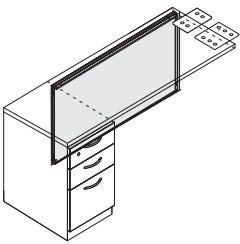
- Below is a sampling of commonly specified configurations.
- Pedestal substitutions are available.
- To create a return with no pedestal, replace the pedestal with an end support of the same depth as the worksurface.
- Various edge profiles and pull choices are available. Modesty panels cannot be used with P-edge worksurfaces.

With Straight Worksurfaces



Half-height modesty panel

Dimensions D	W	Worksurface Style Number	Box/Box/File Pedestal Style Number	Flat Bracket Style Number	Modesty Panel Style Number
18"	24"	US1824	RPF1827AP	UFB	UMH9
18"	30"	US1830	RPF1827AP	UFB	UMH15
18"	36"	US1836	RPF1827AP	UFB	UMH21
18"	42"	US1842	RPF1827AP	UFB	UMH27
18"	48"	US1848	RPF1827AP	UFB	UMH33
18"	60"	US1860	RPF1827AP	UFB	UMH45
24"	24"	US2424	RPF2427AP	UFB	UMH9
24"	30"	US2430	RPF2427AP	UFB	UMH15
24"	36"	US2436	RPF2427AP	UFB	UMH21
24"	42"	US2442	RPF2427AP	UFB	UMH27
24"	48"	US2448	RPF2427AP	UFB	UMH33
24"	60"	US2460	RPF2427AP	UFB	UMH45
30"	24"	US3024	RPF3027AP	UFB	UMH9
30"	30"	US3030	RPF3027AP	UFB	UMH15
30"	36"	US3036	RPF3027AP	UFB	UMH21
30"	42"	US3042	RPF3027AP	UFB	UMH27
30"	48"	US3048	RPF3027AP	UFB	UMH33
30"	60"	US3060	RPF3027AP	UFB	UMH45
18"	24"	US1824	RPF1827AP	UFB	UMF9
18"	30"	US1830	RPF1827AP	UFB	UMF15
18"	36"	US1836	RPF1827AP	UFB	UMF21
18"	42"	US1842	RPF1827AP	UFB	UMF27
18"	48"	US1848	RPF1827AP	UFB	UMF33
18"	60"	US1860	RPF1827AP	UFB	UMF45
24"	24"	US2424	RPF2427AP	UFB	UMF9
24"	30"	US2430	RPF2427AP	UFB	UMF15
24"	36"	US2436	RPF2427AP	UFB	UMF21
24"	42"	US2442	RPF2427AP	UFB	UMF27
24"	48"	US2448	RPF2427AP	UFB	UMF33
24"	60"	US2460	RPF2427AP	UFB	UMF45
30"	24"	US3024	RPF3027AP	UFB	UMF9
30"	30"	US3030	RPF3027AP	UFB	UMF15
30"	36"	US3036	RPF3027AP	UFB	UMF21
30"	42"	US3042	RPF3027AP	UFB	UMF27
30"	48"	US3048	RPF3027AP	UFB	UMF33
30"	60"	US3060	RPF3027AP	UFB	UMF45



Full-height modesty panel

▶ Page 399

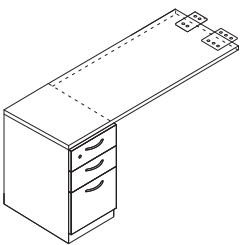
▶ Page 484

▶ Page 482

Pedestal Return Choices, continued

- Below is a sampling of commonly specified configurations.
- Pedestal substitutions are available.
- To create a return with no pedestal, replace the pedestal with an end support of the same depth as the worksurface.
- Various edge profiles and pull choices are available. Modesty panels cannot be used with P-edge worksurfaces.

With Straight Worksurfaces, continued



No modesty panel

Dimensions		Worksurface Style Number	Box/Box/File Pedestal Style Number	Flat Bracket Style Number	Modesty Panel Style Number
D	W				
18"	24"	US1824	RPF1827AP	UFB	N.A.
18"	30"	US1830	RPF1827AP	UFB	N.A.
18"	36"	US1836	RPF1827AP	UFB	N.A.
18"	42"	US1842	RPF1827AP	UFB	N.A.
18"	48"	US1848	RPF1827AP	UFB	N.A.
18"	60"	US1860	RPF1827AP	UFB	N.A.
24"	24"	US2424	RPF2427AP	UFB	N.A.
24"	30"	US2430	RPF2427AP	UFB	N.A.
24"	36"	US2436	RPF2427AP	UFB	N.A.
24"	42"	US2442	RPF2427AP	UFB	N.A.
24"	48"	US2448	RPF2427AP	UFB	N.A.
24"	60"	US2460	RPF2427AP	UFB	N.A.
30"	24"	US3024	RPF3027AP	UFB	N.A.
30"	30"	US3030	RPF3027AP	UFB	N.A.
30"	36"	US3036	RPF3027AP	UFB	N.A.
30"	42"	US3042	RPF3027AP	UFB	N.A.
30"	48"	US3048	RPF3027AP	UFB	N.A.
30"	60"	US3060	RPF3027AP	UFB	N.A.

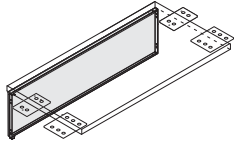
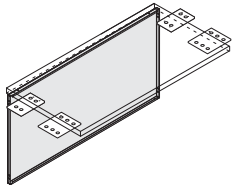
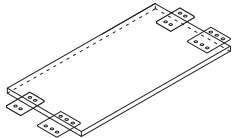
▶ Page 399

▶ Page 484

Bridge Choices

- Below is a sampling of commonly specified configurations.
- Worksurface substitutions are available.
- Various edge profiles are available. Modesty panels cannot be used with P-edge worksurfaces.

With Straight Worksurfaces

	Dimensions D W	Worksurface Style Number	(Quantity) Flat Bracket Style Number	Reinforcing Channel Style Number	Modesty Panel Style Number
 <p>Half-height modesty panel</p>	18" 42"	US1842	(2) UFB	N.A.	UMH42
	18" 48"	US1848	(2) UFB	N.A.	UMH48
	18" 60"	US1860	(2) UFB	TS7WKSPT	UMH60
	24" 42"	US2442	(2) UFB	N.A.	UMH42
	24" 48"	US2448	(2) UFB	N.A.	UMH48
	24" 60"	US2460	(2) UFB	TS7WKSPT	UMH60
	30" 42"	US3042	(2) UFB	N.A.	UMH42
	30" 48"	US3048	(2) UFB	N.A.	UMH48
	30" 60"	US3060	(2) UFB	TS7WKSPT	UMH60
 <p>Full-height modesty panel</p>	18" 42"	US1842	(2) UFB	N.A.	UMF42
	18" 48"	US1848	(2) UFB	N.A.	UMF48
	18" 60"	US1860	(2) UFB	TS7WKSPT	UMF60
	24" 42"	US2442	(2) UFB	N.A.	UMF42
	24" 48"	US2448	(2) UFB	N.A.	UMF48
	24" 60"	US2460	(2) UFB	TS7WKSPT	UMF60
	30" 42"	US3042	(2) UFB	N.A.	UMF42
	30" 48"	US3048	(2) UFB	N.A.	UMF48
	30" 60"	US3060	(2) UFB	TS7WKSPT	UMF60
 <p>No modesty panel</p>	18" 42"	US1842	(2) UFB	N.A.	N.A.
	18" 48"	US1848	(2) UFB	N.A.	N.A.
	18" 60"	US1860	(2) UFB	TS7WKSPT	N.A.
	24" 42"	US2442	(2) UFB	N.A.	N.A.
	24" 48"	US2448	(2) UFB	N.A.	N.A.
	24" 60"	US2460	(2) UFB	TS7WKSPT	N.A.
	30" 42"	US3042	(2) UFB	N.A.	N.A.
	30" 48"	US3048	(2) UFB	N.A.	N.A.
	30" 60"	US3060	(2) UFB	TS7WKSPT	N.A.

▶ Page 399

▶ Page 484

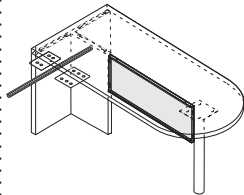
▶ Page 451

▶ Page 482

Bullet Peninsula Choices

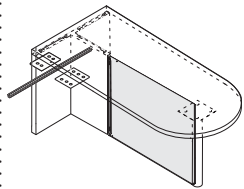
- Below is a sampling of commonly specified configurations.
- Worksurface substitutions are available. Peninsula supports are not compatible with P-edge worksurfaces.

With Straight Worksurfaces



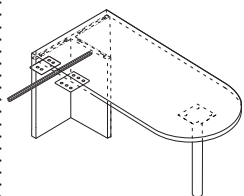
Half-height modesty panel

Dimensions D	W	Worksurface Style Number	Peninsula Support Style Number	Column Style Number	Reinforcing Channel Style Number	Modesty Panel Style Number
24"	48"	UPBC2448	UPS24	UCOL	TS7WKSPT	UMH21
24"	60"	UPBC2460	UPS24	UCOL	TS7WKSPT	UMH33
24"	66"	UPBC2466	UPS24	UCOL	TS7WKSPT	UMH39
24"	72"	UPBC2472	UPS24	UCOL	TS7WKSPT	UMH45
30"	48"	UPBC3048	UPS30	UCOL	TS7WKSPT	UMH18
30"	60"	UPBC3060	UPS30	UCOL	TS7WKSPT	UMH30
30"	66"	UPBC3066	UPS30	UCOL	TS7WKSPT	UMH36
30"	72"	UPBC3072	UPS30	UCOL	TS7WKSPT	UMH42



Full-height modesty panel

24"	48"	UPBC2448	UPS24	UCOL	TS7WKSPT	UMF21
24"	60"	UPBC2460	UPS24	UCOL	TS7WKSPT	UMF33
24"	66"	UPBC2466	UPS24	UCOL	TS7WKSPT	UMF39
24"	72"	UPBC2472	UPS24	UCOL	TS7WKSPT	UMF45
30"	48"	UPBC3048	UPS30	UCOL	TS7WKSPT	UMF18
30"	60"	UPBC3060	UPS30	UCOL	TS7WKSPT	UMF30
30"	66"	UPBC3066	UPS30	UCOL	TS7WKSPT	UMF36
30"	72"	UPBC3072	UPS30	UCOL	TS7WKSPT	UMF42



No modesty panel

24"	48"	UPBC2448	UPS24	UCOL	TS7WKSPT	N.A.
24"	60"	UPBC2460	UPS24	UCOL	TS7WKSPT	N.A.
24"	66"	UPBC2466	UPS24	UCOL	TS7WKSPT	N.A.
24"	72"	UPBC2472	UPS24	UCOL	TS7WKSPT	N.A.
30"	48"	UPBC3048	UPS30	UCOL	TS7WKSPT	N.A.
30"	60"	UPBC3060	UPS30	UCOL	TS7WKSPT	N.A.
30"	66"	UPBC3066	UPS30	UCOL	TS7WKSPT	N.A.
30"	72"	UPBC3072	UPS30	UCOL	TS7WKSPT	N.A.

▶ Page 441

▶ Page 479

▶ Page 465

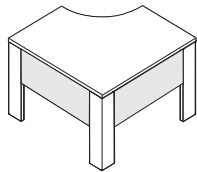
▶ Page 451

▶ Page 482

Corner Worksurface Choices

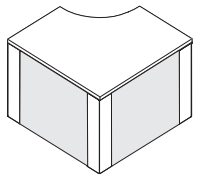
- Below is a sampling of commonly specified configurations.
- Worksurface and support substitutions are available. These configurations require return worksurfaces on either side for stability. Use an end support if no return is present and reduce modesty panel width by 9".
- Various edge profiles are available.

With Corner Worksurfaces



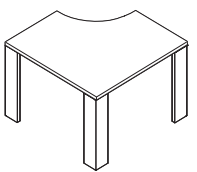
Half-height modesty panel

Dimensions D W	Worksurface Style Number	(Quantity) Corner Support Style Number	(Quantity) Modesty Panel Style Number
18 ³ / ₈ " 36"	UCC113636	(3) UCS	(2) UMH24
18 ³ / ₈ " 42"	UCC114242	(3) UCS	(2) UMH30
18 ³ / ₈ " 48"	UCC114848	(3) UCS	(2) UMH36
24" 36"	UCC223636	(3) UCS	(2) UMH24
24" 42"	UCC224242	(3) UCS	(2) UMH30
24" 48"	UCC224848	(3) UCS	(2) UMH36
30" 42"	UCC334242	(3) UCS	(2) UMH30
30" 48"	UCC334848	(3) UCS	(2) UMH36



Full-height modesty panel

18 ³ / ₈ " 36"	UCC113636	(3) UCS	(2) UMF24
18 ³ / ₈ " 42"	UCC114242	(3) UCS	(2) UMF30
18 ³ / ₈ " 48"	UCC114848	(3) UCS	(2) UMF36
24" 36"	UCC223636	(3) UCS	(2) UMF24
24" 42"	UCC224242	(3) UCS	(2) UMF30
24" 48"	UCC224848	(3) UCS	(2) UMF36
30" 42"	UCC334242	(3) UCS	(2) UMF30
30" 48"	UCC334848	(3) UCS	(2) UMF36



No modesty panel

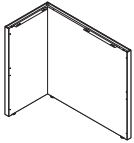
18 ³ / ₈ " 36"	UCC113636	(3) UCS	N.A.
18 ³ / ₈ " 42"	UCC114242	(3) UCS	N.A.
18 ³ / ₈ " 48"	UCC114848	(3) UCS	N.A.
24" 36"	UCC223636	(3) UCS	N.A.
24" 42"	UCC224242	(3) UCS	N.A.
24" 48"	UCC224848	(3) UCS	N.A.
30" 42"	UCC334242	(3) UCS	N.A.
30" 48"	UCC334848	(3) UCS	N.A.

▶ Page 415 ▶ Page 480 ▶ Page 482

End Supports and Corner Shelves

SIN 711.1

End Supports



Standard Includes	Required to Specify
-------------------	---------------------

- End support: paint price group 1
- Attachment hardware

- 1 Style number
 - 2 Paint color number for end support
 - 3 Options, if selected (see below)
- ▶ See *Surface Materials*, page 548.

Options	Price	Required to Specify
---------	-------	---------------------

Surface Materials

- Paint price group 1
- Paint price group 2
- Paint price group 3

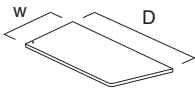
No cost
+\$30
+\$49

Specify paint color number.
Specify paint color number.
Specify paint color number.

Specification Information				
• Dimensions			• Style	• Base
D	W	H	Number	Price

18 ³ / ₈ "	15"	27"	UE18	\$385
23 ¹ / ₂ "	15"	27"	UE24	\$448
29 ¹ / ₂ "	15"	27"	UE30	\$506

Corner Shelves



Standard Includes	Required to Specify
-------------------	---------------------

- Reversible corner shelf: High-Pressure Laminate wood group 1 both sides
- Square plastic edge
- Attachment hardware

- 1 Style number
 - 2 High-Pressure Laminate color number for shelf
 - 3 Plastic color number for edge
- ▶ See *Surface Materials*, page 548.

Options	Price	Required to Specify
---------	-------	---------------------

Surface Materials

- Laminate price group 2
- Open Line laminate

See information at left
+\$69
plus cost of laminate

Specify laminate color number.
▶ See *Surface Materials Reference Manual*.

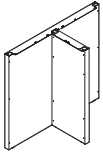
For laminate price group 2 pricing, please refer to the electronic catalog or SmartTools.

Specification Information				
• Dimensions			• Style	• Base
D	W	H	Number	Price

15 ³ / ₈ "	11"		UES18	\$ 96
20 ¹ / ₂ "	11"		UES24	\$116
26 ¹ / ₂ "	11"		UES30	\$132

Peninsula Supports

SIN 711.1



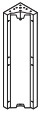
Standard Includes	Required to Specify
<ul style="list-style-type: none"> Peninsula support: paint price group 1 Attachment hardware 	<ol style="list-style-type: none"> Style number Paint color number for peninsula supports Options, if selected (see below) <p>▶ See <i>Surface Materials</i>, page 548.</p>

Options	Price	Required to Specify
Surface Materials <ul style="list-style-type: none"> Paint price group 1 Paint price group 2 Paint price group 3 	No cost +\$30 +\$49	Specify paint color number. Specify paint color number. Specify paint color number.

Specification Information				
• Dimensions			• Style	• Base
D	W	H	Number	Price
12 ¹ / ₂ "	24"	27"	UPS24	\$448
12 ¹ / ₂ "	30"	27"	UPS30	\$506

Corner Support

SIN 711.1



Standard Includes	Required to Specify
<ul style="list-style-type: none"> • Corner support and cable management cover: paint price group 1 • Attachment hardware 	<ol style="list-style-type: none"> 1 Style number 2 Paint color number for corner support and cable management cover 3 Options, if selected (see below) <p>▶ See <i>Surface Materials</i>, page 548.</p>

Options	Price	Required to Specify
Surface Materials <ul style="list-style-type: none"> • Paint price group 1 • Paint price group 2 • Paint price group 3 	No cost +\$19 +\$34	Specify paint color number. Specify paint color number. Specify paint color number.

Specification Information				
• Dimensions			• Style	• Base
D	W	H	Number	Price
5 1/2"	5 1/2"	27"	UCS	\$138
:	:	:	:	:

Modesty Panels


SIN 711.1

Standard Includes	Required to Specify
<ul style="list-style-type: none"> Modesty panel and two non-handed attachment brackets: paint price group 1 Attachment hardware 	<ul style="list-style-type: none"> 1 Style number 2 Paint color number for modesty panel and brackets 3 Options, if selected (see below) ▶ See <i>Surface Materials</i>, page 548.

Options	Price	Required to Specify
Surface Materials		
Half-height modesty panel		
• Paint price group 1	No cost	Specify paint color number.
• Paint price group 2	+\$12	Specify paint color number.
• Paint price group 3	+\$23	Specify paint color number.
Full-height modesty panel		
• Paint price group 1	No cost	Specify paint color number.
• Paint price group 2	+\$19	Specify paint color number.
• Paint price group 3	+\$34	Specify paint color number.

Specification Information

Application							
• Dimensions	• Style	• Desk	• Return	• Bridge	• Corner	• Jetty or Bullet	• Base
A B	Number	Width	Width	Width	Width	Peninsula Size	Price



Half-Height Modesty Panels

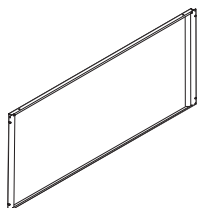
9"	12 ⁵ / ₈ "	UMH9	24"				\$153	
15"	12 ⁵ / ₈ "	UMH15	30"				\$163	
18"	12 ⁵ / ₈ "	UMH18	48"			30" x 47 ¹ / ₂ "	\$167	
21"	12 ⁵ / ₈ "	UMH21	36"			24" x 47 ¹ / ₂ "	\$172	
24"	12 ⁵ / ₈ "	UMH24	54"			35 ¹ / ₂ ", 36"	\$178	
27"	12 ⁵ / ₈ "	UMH27	42"				\$183	
30"	12 ⁵ / ₈ "	UMH30	60"			41 ¹ / ₂ ", 42"	30" x 59 ¹ / ₂ "	\$190
33"	12 ⁵ / ₈ "	UMH33	48"				24" x 59 ¹ / ₂ "	\$195
36"	12 ⁵ / ₈ "	UMH36	66"		36"	47 ¹ / ₂ ", 48"	30" x 65 ¹ / ₂ "	\$199
39"	12 ⁵ / ₈ "	UMH39	54"			59 ¹ / ₂ ", 60"	24" x 65 ¹ / ₂ "	\$203
42"	12 ⁵ / ₈ "	UMH42	72"		42"		30" x 71 ¹ / ₂ "	\$207
45"	12 ⁵ / ₈ "	UMH45	60"			65 ¹ / ₂ ", 66"	24" x 71 ¹ / ₂ "	\$212
48"	12 ⁵ / ₈ "	UMH48	78"		48"		30" x 77 ¹ / ₂ "	\$217
51"	12 ⁵ / ₈ "	UMH51	66"			71 ¹ / ₂ ", 72"		\$222
54"	12 ⁵ / ₈ "	UMH54	84"		54"			\$229
57"	12 ⁵ / ₈ "	UMH57	72"					\$235
60"	12 ⁵ / ₈ "	UMH60	90"		60"			\$239

▶ Specification Information, continued on next page

► Specification Information, continued from previous page

Specification Information

Dimensions		Style Number	Application				Jetty or Bullet Peninsula Size	Base Price
A	B		Desk Width	Return Width	Bridge Width	Corner Width		




Full-Height Modesty Panels

9"	27"	UMF9		24"				\$191
15"	27"	UMF15		30"				\$200
18"	27"	UMF18	48"				30" x 47 1/2"	\$206
21"	27"	UMF21		36"			24" x 47 1/2"	\$210
24"	27"	UMF24	54"				35 1/2", 36"	\$217
27"	27"	UMF27		42"				\$221
30"	27"	UMF30	60"				41 1/2", 42" 30" x 59 1/2"	\$227
33"	27"	UMF33		48"			24" x 59 1/2"	\$233
36"	27"	UMF36	66"		36"		47 1/2", 48" 30" x 65 1/2"	\$238
39"	27"	UMF39		54"			59 1/2", 60" 24" x 65 1/2"	\$247
42"	27"	UMF42	72"		42"		30" x 71 1/2"	\$252
45"	27"	UMF45		60"			65 1/2", 66" 24" x 71 1/2"	\$259
48"	27"	UMF48	78"		48"		30" x 77 1/2"	\$264
51"	27"	UMF51		66"			71 1/2", 72"	\$273
54"	27"	UMF54	84"		54"			\$280
57"	27"	UMF57		72"				\$287
60"	27"	UMF60	90"		60"			\$293
:	:	:	:	:	:	:	:	:

Cable Race Channel Packages and Flush-Mount Brackets

SIN 711.1

Cable Race Channel Packages



Standard Includes	Required to Specify
-------------------	---------------------

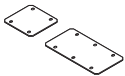
- Telescoping cable race channels (set of 2): black paint only
- Attachment hardware

Style number

Specification Information		
Telescoping Length Range	Style Number	Price

Telescoping Length Range	Style Number	Price
9"-15"	UMCR9	\$22
18"-33"	UMCR18	\$33
36"-60"	UMCR36	\$47
:	:	:

Flush-Mount Brackets



Standard Includes	Required to Specify
-------------------	---------------------

- Flush-mount brackets: black paint only
- Attachment hardware

Style number

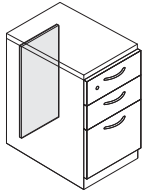
Specification Information	
Style Number	Price

Style Number	Price
UFB	\$26
:	:

Worksurface Accessories

SIN 711.1

Universal Pedestal Counterweight



Tip: Counterweight fits 27"H fixed pedestals only.

Standard Includes	Required to Specify
-------------------	---------------------

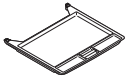
- Pedestal counterweight: black

Style number

Specification Information			
• Style Number	• Price		•

• Style Number	• Price		•
RPCW	\$139		
•	•	•	•

Plastic Center Drawer



Standard Includes	Required to Specify
-------------------	---------------------

- Drawer: black textured plastic only
- Slides: black plastic only
- Attachment hardware and installation template

Style number

Specification Information				
• Dimensions			• Style Number	• Price
D	W	H	•	•

• Dimensions			• Style Number	• Price
D	W	H	•	•
19"	21"	1½"	ASHC1921X1	\$85
•	•	•	•	•

Specifying Universal Tables

Statement of Line	488
--------------------------	------------

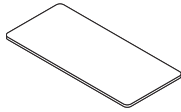
Tables

Straight Tables (SIN 711.1)	494
Transition Tables (SIN 711.1)	496
Corner, 120° Tables (SIN 711.1)	498
Capsule Tables (SIN 711.1)	499
Spanner Tables (SIN 711.1)	500
Peninsula Table (SIN 711.1)	501
Tapered Peninsula Tables (SIN 711.1)	502
Bubble Jetty Tables (SIN 711.1)	503
Round Tables (SIN 711.1)	504
Square Tables (SIN 711.1)	505
Rectangle Tables (SIN 711.1)	506
Oval Tables (SIN 711.1)	507
Hex Conference Tables (SIN 711.1)	508
Tethered Capsule Tables (SIN 711.1)	509
Bases for Universal Tables	510
Legs and Tether Bracket for Universal Tables	511

Statement of Line

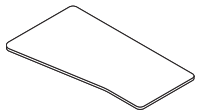
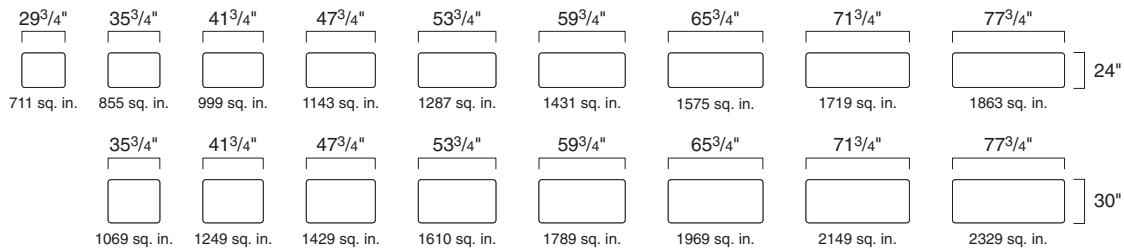
Tables

Worksurface dimensions shown
apply to both wood veneer and laminate
versions of each table.



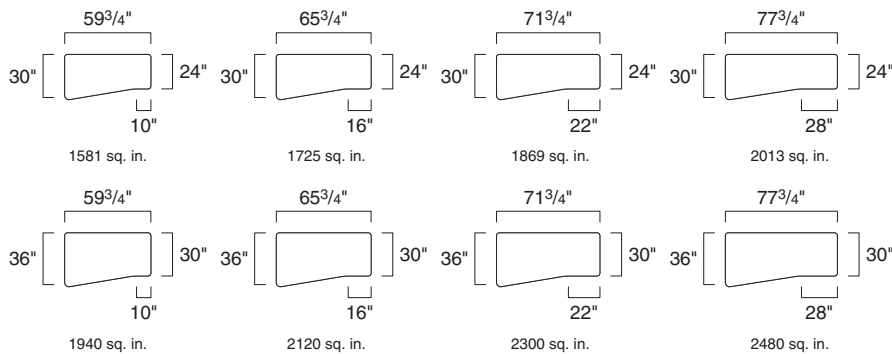
Specifying
▶ Page 494

Straight Tables



Specifying
▶ Page 496

Transition Tables*


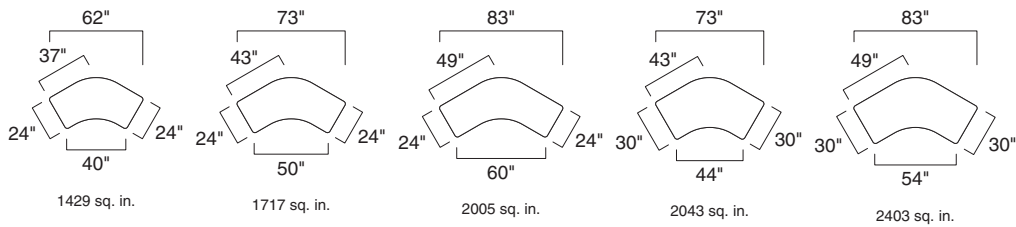


* Available in wood veneer only.



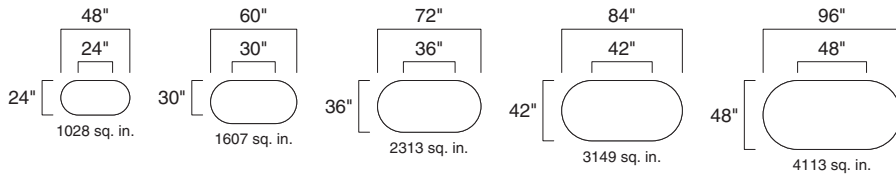
Specifying
▶ Page 498

Corner, 120° Tables



Specifying
▶ Page 499

Capsule Tables



Tip: Wood veneer capsule tables are available in 72"W, 84"W, and 96"W only.

Statement of Line Tables, continued

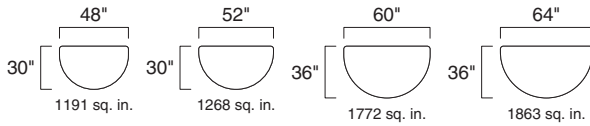


Specifying
▶ Page 500

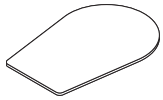
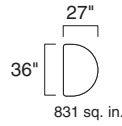


Specifying
▶ Page 501

Spanner Tables

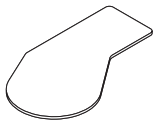
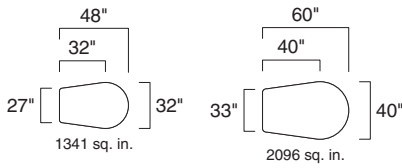


Peninsula Tables



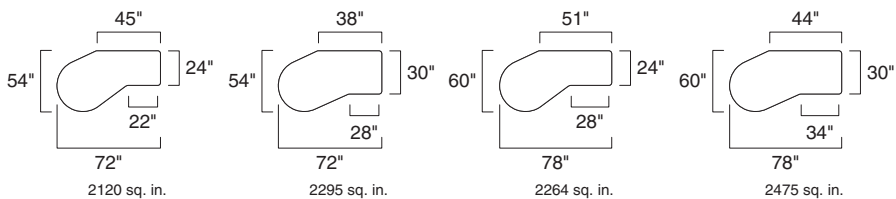
Specifying
▶ Page 502

Tapered Peninsula Tables



Specifying
▶ Page 503

Bubble Jetty Tables*

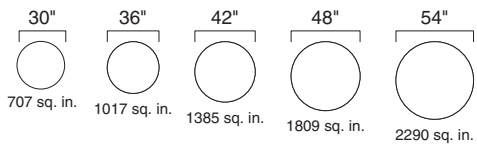


*Left-hand units shown.
Right-hand units available.



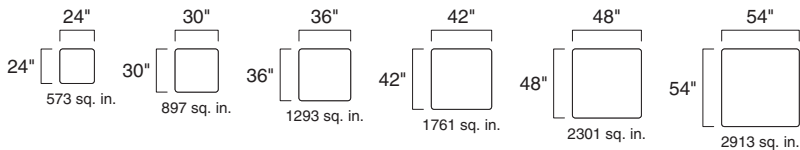
Specifying
▶ Page 504

Round Tables

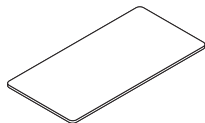


Specifying
▶ Page 505

Square Tables

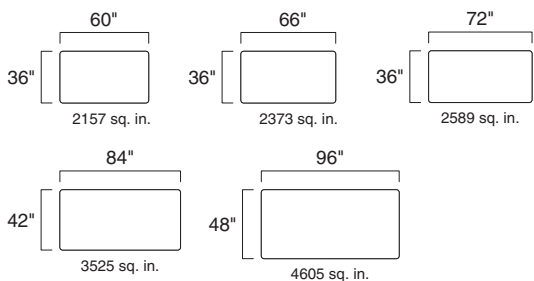


Tip: Wood veneer square tables are available in 30"W, 42"W, 48"W, and 54"W only.



Specifying
▶ Page 506

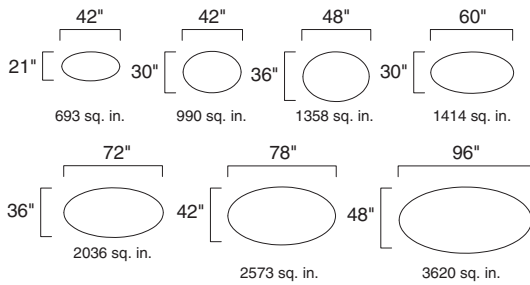
Rectangle Tables



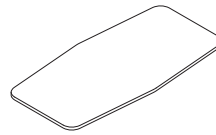


Specifying
▶ Page 507

Oval Tables

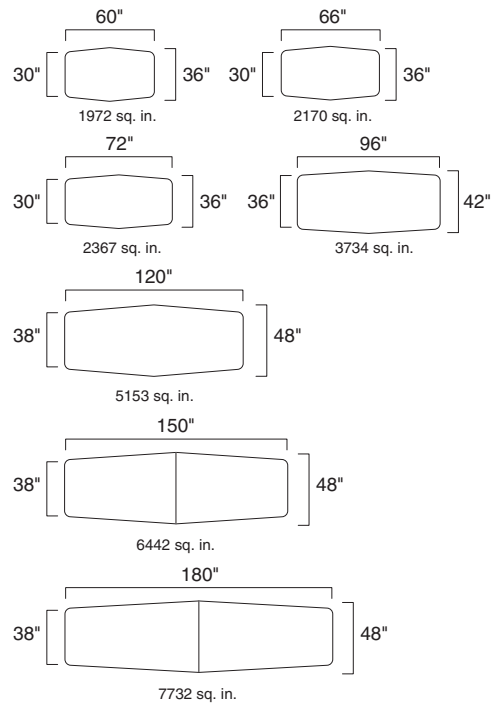


Tip: Oval tables are available in 3 mm edge High-Pressure Laminate only.

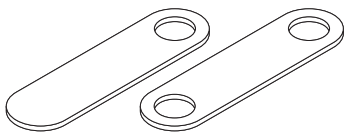


Specifying
▶ Page 508

Hex Conference Tables

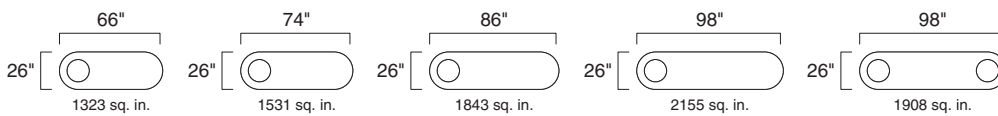


Tip: Hex conference tables are available in 3 mm edge High-Pressure Laminate only.

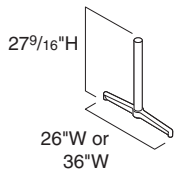


Specifying
▶ Page 509

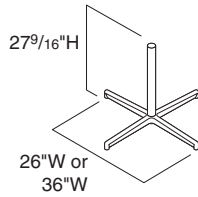
Tethered Capsule Tables for Use with Post and Beam



Bases for Universal Tables

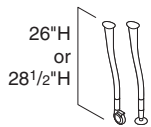


T-Base
Specifying
▶ Page 510

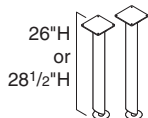


X-Base
Specifying
▶ Page 510

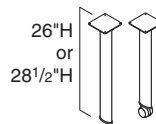
Legs and Tether Bracket for Universal Tables



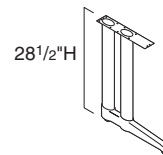
Cabby Legs with Casters or Glides
Specifying
▶ Page 511



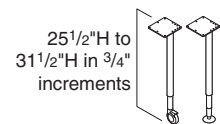
Elliptical Legs
Specifying
▶ Page 512



Post Legs with Casters or Glides
Specifying
▶ Page 513



Double Post C-Legs
Specifying
▶ Page 513



Adjustable-Height Legs with Casters or Glides
Specifying
▶ Page 514

Tip: Height dimensions include the thickness of a table.

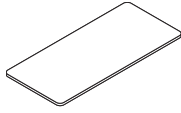


Tether Bracket for Post and Beam
Specifying
▶ Page 514

Straight Tables

High-Pressure Laminate or Wood Veneer

SIN 711.1



Standard Includes	Required to Specify
<ul style="list-style-type: none"> Table: High-Pressure Laminate price group 1 or wood group 1 veneer Laminate table: plastic 3 mm edge profile on all sides Wood table: wood square 3 mm edge profile on all sides Reinforcing brace for tables wider than 60"W 	<ol style="list-style-type: none"> Style number with appropriate edge profile suffix <ul style="list-style-type: none"> P Laminate with plastic P-edge SW Wood with square edge High-Pressure Laminate or wood color number for table Plastic color number for P-edge on laminate table, if selected Options, if selected (see below) <p>▶ See <i>Surface Materials</i>, page 548.</p>

For wood group 2, wood group 3, and laminate price group 2 pricing, please refer to the electronic catalog or SmartTools.

Tip: Select the reinforcing channel option if the table will be supported by legs. Channels are not required if the table will be supported by T- or X-bases.

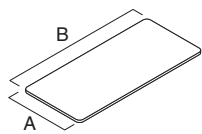
Tip: Bases and legs to support Universal tables must be specified separately.

Tip: For base and leg support guidelines, see Table and Base Combinations and Table and Leg Combinations in the Answer Solutions Specification Guide.

Tip: Tether brackets to attach to Post and Beam fence must be specified separately.

Options	Price	Required to Specify
Surface Materials <ul style="list-style-type: none"> High-Pressure Laminate tables <ul style="list-style-type: none"> Laminate price group 2 Open Line laminate Wood veneer tables <ul style="list-style-type: none"> Wood group 2 Wood group 3 Customiz stain Full-fill finish on wood group 1 	<ul style="list-style-type: none"> See information at left +\$69 plus cost of laminate See information at left See information at left No cost Prices at right No cost 	<ul style="list-style-type: none"> Specify laminate color number. ▶ See <i>Surface Materials Reference Manual</i>. Specify wood color number. Specify wood color number. Specify with <i>Customiz stain</i>. ▶ See <i>Surface Materials Reference Manual</i>. Specify full-fill finish number. Specify with <i>reinforcing channel</i>.
Reinforcing Channel <ul style="list-style-type: none"> Reinforcing channel (available on 66"W and wider tables) 	No cost	Specify with <i>reinforcing channel</i> .
Related Products <ul style="list-style-type: none"> Bases for Universal tables Legs and tether bracket for Universal tables Worksurface screens Worksurface power and communication components Post and Beam 		<ul style="list-style-type: none"> ▶ Page 510 ▶ Pages 511–514 ▶ Page 524 ▶ Pages 528–546 ▶ See <i>Post and Beam Solutions Specification Guide</i>.

Tip: To specify 3 mm edge profile, no suffix is required. For other edge profiles, add suffix to the style number. (For example, BFS2430 becomes BFS2430SW for wood with square profile.)



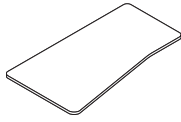
Specification Information

Planning Dimensions A B		Style Number	Base Prices			Option (Add \$ to Base Price) Full-Fill Finish on Wood Group 1
			High-Pressure Laminate	Plastic P-Edge	Wood	
			Plastic 3 mm Edge No Suffix	Plastic P-Edge Suffix P	Wood Square Edge Suffix SW	
24"	29¾"	BFS2430	\$229	\$277	\$ 730	+\$37
24"	35¾"	BFS2436	\$243	\$291	\$ 753	+\$38
24"	41¾"	BFS2442	\$263	\$320	\$ 835	+\$43
24"	47¾"	BFS2448	\$310	\$367	\$ 906	+\$44
24"	53¾"	BFS2454	\$335	\$392	\$ 935	+\$46
24"	59¾"	BFS2460	\$358	\$426	\$1027	+\$49
24"	65¾"	BFS2466	\$395	\$463	\$1084	+\$50
24"	71¾"	BFS2472	\$445	\$513	\$1152	+\$52
24"	77¾"	BFS2478	\$488	\$556	\$1211	+\$53
30"	35¾"	BFS3036	\$337	\$385	\$ 884	+\$40
30"	41¾"	BFS3042	\$364	\$412	\$ 972	+\$44
30"	47¾"	BFS3048	\$402	\$459	\$1034	+\$46
30"	53¾"	BFS3054	\$431	\$488	\$1076	+\$47
30"	59¾"	BFS3060	\$464	\$521	\$1173	+\$50
30"	65¾"	BFS3066	\$499	\$567	\$1231	+\$52
30"	71¾"	BFS3072	\$543	\$611	\$1294	+\$53
30"	77¾"	BFS3078	\$587	\$655	\$1355	+\$55

Transition Tables

High-Pressure Laminate or Wood Veneer

SIN 711.1



Tip: Illustration above shows a left-hand worksurface.

For wood group 2, wood group 3, and laminate price group 2 pricing, please refer to the electronic catalog or SmartTools.

Tip: Select the reinforcing channel option if the table will be supported by legs. Channels are not required if the table will be supported by T- or X-bases.

Tip: Bases and legs to support Universal tables must be specified separately.

Tip: For base and leg support guidelines, see Table and Base Combinations and Table and Leg Combinations in the Answer Solutions Specification Guide.

Tip: Tether brackets to attach to Post and Beam fence must be specified separately.




Standard Includes	Required to Specify
<ul style="list-style-type: none"> Table: High-Pressure Laminate price group 1 or wood group 1 veneer Laminate table: plastic 3 mm edge profile or P-edge profile on all sides Wood table: wood square 3 mm edge profile on all sides Reinforcing brace for tables wider than 60"W 	<ol style="list-style-type: none"> Style number with appropriate edge profile suffix High-Pressure Laminate or wood color number for table Plastic color number for P-edge on laminate table, if selected Options, if selected (see below) <p>▶ See <i>Surface Materials</i>, page 548.</p>

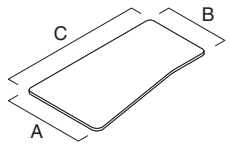
Options	Price	Required to Specify
Surface Materials <ul style="list-style-type: none"> High-Pressure Laminate tables <ul style="list-style-type: none"> Laminate price group 2 Open Line laminate Wood veneer tables <ul style="list-style-type: none"> Wood group 2 Wood group 3 Customiz stain Full-fill finish on wood group 1 	<ul style="list-style-type: none"> See information at left +\$69 plus cost of laminate See information at left See information at left No cost Prices at right No cost 	<ul style="list-style-type: none"> Specify laminate color number. ▶ See <i>Surface Materials Reference Manual</i>. Specify wood color number. Specify wood color number. Specify <i>with Customiz stain</i>. ▶ See <i>Surface Materials Reference Manual</i>. Specify full-fill finish number. Specify <i>with reinforcing channel</i>.
Reinforcing Channel <ul style="list-style-type: none"> Reinforcing channel (available on 66"W and wider tables) 	<ul style="list-style-type: none"> No cost 	<ul style="list-style-type: none"> Specify <i>with reinforcing channel</i>.
Related Products <ul style="list-style-type: none"> Bases for Universal tables Legs and tether bracket for Universal tables Worksurface screens Worksurface power and communication components Post and Beam 		<ul style="list-style-type: none"> ▶ Page 510 ▶ Pages 511–514 ▶ Page 524 ▶ Pages 528–546 ▶ See <i>Post and Beam Solutions Specification Guide</i>.

SIN 711.1

Tip: To specify 3 mm edge profile, no suffix is required. For other edge profiles, add suffix to the style number. (For example, BZC302460 becomes BZC302460SW for wood with square edge profile.)

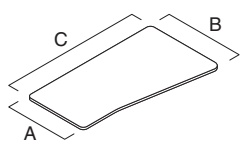
Specification Information

Dimensions			Style Number	Base Prices			Option (Add \$ to Base Price)
A	B	C		High-Pressure Laminate	Plastic P-Edge	Wood	
							
				Plastic 3 mm Edge No Suffix	Plastic P-Edge Suffix P	Wood Square Edge Suffix SW	Full-Full Finish on Wood Group 1



Left-Hand Tables

30"	24"	59¾"	BZC302460	\$659	\$776	\$1516	+\$53
30"	24"	65¾"	BZC302466	\$689	\$806	\$1559	+\$55
30"	24"	71¾"	BZC302472	\$716	\$833	\$1597	+\$57
30"	24"	77¾"	BZC302478	\$736	\$862	\$1632	+\$59
36"	30"	59¾"	BZC363060	\$736	\$862	\$1632	+\$68
36"	30"	65¾"	BZC363066	\$764	\$890	\$1671	+\$59
36"	30"	71¾"	BZC363072	\$784	\$921	\$1707	+\$60
36"	30"	77¾"	BZC363078	\$815	\$952	\$1741	+\$64



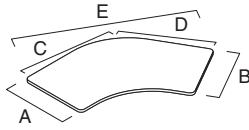
Right-Hand Tables

24"	30"	59¾"	BZC243060	\$659	\$776	\$1516	+\$53
24"	30"	65¾"	BZC243066	\$689	\$806	\$1559	+\$55
24"	30"	71¾"	BZC243072	\$716	\$833	\$1597	+\$57
24"	30"	77¾"	BZC243078	\$736	\$862	\$1632	+\$59
30"	36"	59¾"	BZC303660	\$736	\$862	\$1632	+\$68
30"	36"	65¾"	BZC303666	\$764	\$890	\$1671	+\$59
30"	36"	71¾"	BZC303672	\$784	\$921	\$1707	+\$60
30"	36"	77¾"	BZC303678	\$815	\$952	\$1741	+\$64

Corner, 120° Tables

High-Pressure Laminate or Wood Veneer

SIN 711.1



For wood group 2, wood group 3, and laminate price group 2 pricing, please refer to the electronic catalog or SmartTools.

Tip: Legs to support Universal tables must be specified separately.

Tip: For leg and support guidelines, see Table and Leg Combinations in the Answer Solutions Specification Guide.

Tip: Tether brackets to attach to Post and Beam fence must be specified separately.

Tip: To specify 3 mm edge profile, no suffix is required. For other edge profiles, add suffix to the style number. (For example, BFB223636 becomes BFB223636SW for wood with square edge profile.)

Tip: Screens can be used on corner, 120° tables.

- 24"W screens can be used on tables with dimensions C and D each equal to 43".
- 24"W and 30"W screens can be used on tables with dimensions C and D each equal to 49".

Tip: Corner, 120° tables with dimensions C and D each equal to 37" cannot accommodate screens.

Standard Includes	Required to Specify
<ul style="list-style-type: none"> • Table: High-Pressure Laminate price group 1 or wood group 1 veneer • Laminate table: plastic 3 mm edge profile or P-edge profile on all sides • Wood table: wood square 3 mm edge profile on all sides 	<ol style="list-style-type: none"> 1 Style number with appropriate edge profile suffix <ul style="list-style-type: none"> P Laminate with plastic P-edge SW Wood with square edge 2 High-Pressure Laminate or wood color number for table 3 Plastic color number for P-edge on laminate table, if selected 4 Options, if selected (see below) <p>▶ See <i>Surface Materials</i>, page 548.</p>

Options	Price	Required to Specify
Surface Materials <ul style="list-style-type: none"> • High-Pressure Laminate tables <ul style="list-style-type: none"> • Laminate price group 2 • Open Line laminate • Wood veneer tables <ul style="list-style-type: none"> • Wood group 2 • Wood group 3 • Customiz stain • Full-fill finish on wood group 1 	<ul style="list-style-type: none"> • See information at left +\$69 plus cost of laminate • See information at left • See information at left • No cost • Prices below 	<ul style="list-style-type: none"> • Specify laminate color number. ▶ See <i>Surface Materials Reference Manual</i>. • Specify wood color number. • Specify wood color number. • Specify with Customiz stain. ▶ See <i>Surface Materials Reference Manual</i>. • Specify full-fill finish number.
Related Products <ul style="list-style-type: none"> • Legs and tether bracket for Universal tables • Worksurface screens • Worksurface power and communication components • Post and Beam 		<ul style="list-style-type: none"> ▶ Pages 511–514 ▶ Page 524 ▶ Pages 528–546 ▶ See <i>Post and Beam Solutions Specification Guide</i>.

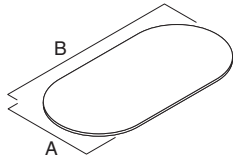
Specification Information

					Base Prices					
					High-Pressure Laminate	Wood				
					Plastic 3 mm Edge	Plastic P-Edge	Wood Square Edge	Option		
					No Suffix	Suffix P	Suffix SW	(Add \$ to Base Price)		
								Full-Fill Finish on Wood Group 1		
Planning Dimensions	A	B	C	D	E	Style Number				
24"	24"	37"	37"	62"		BFB223636	\$853	\$ 945	\$1652	+\$79
24"	24"	43"	43"	73"		BFB224242	\$889	\$ 981	\$1705	+\$82
24"	24"	49"	49"	83"		BFB224848	\$919	\$1011	\$1750	+\$83
30"	30"	43"	43"	73"		BFB334242	\$919	\$1011	\$1750	+\$83
30"	30"	49"	49"	83"		BFB334848	\$955	\$1047	\$1797	+\$85

Capsule Tables

High-Pressure Laminate or Wood Veneer

SIN 711.1



For wood group 2, wood group 3, and laminate price group 2 pricing, please refer to the electronic catalog or SmartTools.

Tip: Select the reinforcing channel option if the table will be supported by legs. Channels are not required if the table will be supported by T- or X-bases.

Tip: Bases and legs to support Universal tables must be specified separately.

Tip: For base and leg support guidelines, see Table and Base Combinations and Table and Leg Combinations in the Answer Solutions Specification Guide.

Tip: Tether brackets to attach to Post and Beam fence must be specified separately.

Tip: To specify 3 mm edge profile, no suffix is required. For other edge profiles, add suffix to the style number. (For example, BFK2448 becomes BFK2448SW for wood with square edge profile.)

Standard Includes	Required to Specify
<ul style="list-style-type: none"> Table: High-Pressure Laminate price group 1 or wood group 1 veneer Laminate table: plastic 3 mm edge profile or P-edge profile on all sides Wood table: wood square 3 mm edge profile on all sides Reinforcing brace for tables wider than 60"W 	<ol style="list-style-type: none"> Style number with appropriate edge profile suffix <ul style="list-style-type: none"> P Laminate with plastic P-edge SW Wood with square edge High-Pressure Laminate or wood color number for table Plastic color number for P-edge on laminate table, if selected Options, if selected (see below) <p>▶ See <i>Surface Materials</i>, page 548.</p>

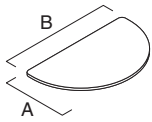
Options	Price	Required to Specify
Surface Materials <ul style="list-style-type: none"> High-Pressure Laminate tables <ul style="list-style-type: none"> Laminate price group 2 Open Line laminate Wood veneer tables <ul style="list-style-type: none"> Wood group 2 Wood group 3 Customiz stain Full-fill finish on wood group 1 	<ul style="list-style-type: none"> See information at left +\$69 plus cost of laminate See information at left See information at left No cost Prices below 	<ul style="list-style-type: none"> Specify laminate color number. ▶ See <i>Surface Materials Reference Manual</i>. Specify wood color number. Specify wood color number. Specify with <i>Customiz stain</i>. ▶ See <i>Surface Materials Reference Manual</i>. Specify full-fill finish number.
Reinforcing Channel <ul style="list-style-type: none"> Reinforcing channel (available on 66"W and wider tables) 	No cost	Specify with <i>reinforcing channel</i> .
Related Products <ul style="list-style-type: none"> Bases for Universal tables Legs and tether bracket for Universal tables Worksurface screens Worksurface power and communication components Post and Beam 		<ul style="list-style-type: none"> ▶ Page 510 ▶ Pages 511–514 ▶ Page 524 ▶ Pages 528–546 ▶ See <i>Post and Beam Solutions Specification Guide</i>.

Planning Dimensions		Style Number	Base Prices			Option (Add \$ to Base Price)
A	B		High-Pressure Laminate	Plastic	Wood	
			Plastic 3 mm Edge	Plastic P-Edge	Wood Square Edge	
			No Suffix	Suffix P	Suffix SW	Full-Fill Finish on Wood Group 1
24"	48"	BFK2448	\$ 531	\$ 623	N.A.	N.A.
30"	60"	BFK3060	\$ 597	\$ 714	N.A.	N.A.
36"	72"	BFK3672	\$ 715	\$ 886	\$2039	+\$91
42"	84"	BFK4284	\$1079	\$1259	\$2259	+\$96
48"	96"	BFK4896	\$1278	\$1458	\$2482	+\$99
:	:	:	:	:	:	:

Spanner Tables

High-Pressure Laminate or Wood Veneer

SIN 711.1



For wood group 2, wood group 3, and laminate price group 2 pricing, please refer to the electronic catalog or SmartTools.

Tip: Legs to support Universal tables must be specified separately.

Tip: For leg and support guidelines, see Table and Leg Combinations in the Answer Solutions Specification Guide.

Tip: Tether brackets to attach to Post and Beam fence must be specified separately.

Tip: To specify 3 mm edge profile, no suffix is required. For other edge profiles, add suffix to the style number. (For example, BFSP48 becomes BFSP48SW for wood with square edge profile.)

Standard Includes	Required to Specify
-------------------	---------------------

- | | |
|--|---|
| <ul style="list-style-type: none"> Table: High-Pressure Laminate price group 1 or wood group 1 veneer Laminate table: plastic 3 mm edge profile or P-edge profile on all sides Wood table: wood square 3 mm edge profile on all sides | <ol style="list-style-type: none"> Style number with appropriate edge profile suffix <ul style="list-style-type: none"> P Laminate with plastic P-edge SW Wood with square edge High-Pressure Laminate or wood color number for table Plastic color number for P-edge on laminate table, if selected Options, if selected (see below) <p>▶ See <i>Surface Materials</i>, page 548.</p> |
|--|---|

Options	Price	Required to Specify
---------	-------	---------------------

Surface Materials	High-Pressure Laminate tables <ul style="list-style-type: none"> Laminate price group 2 Open Line laminate 	See information at left +\$69 plus cost of laminate	Specify laminate color number. ▶ See <i>Surface Materials Reference Manual</i> .
	Wood veneer tables <ul style="list-style-type: none"> Wood group 2 Wood group 3 Customiz stain 	See information at left See information at left No cost	Specify wood color number. Specify wood color number. Specify <i>with Customiz stain</i> . ▶ See <i>Surface Materials Reference Manual</i> . Specify full-fill finish number.
	<ul style="list-style-type: none"> Full-fill finish on wood group 1 	Prices below	Specify full-fill finish number.
Related Products	<ul style="list-style-type: none"> Legs and tether bracket for Universal tables Worksurface screens Worksurface power and communication components Post and Beam 		▶ Pages 511–514 ▶ Page 524 ▶ Pages 528–546 ▶ See <i>Post and Beam Solutions Specification Guide</i> .

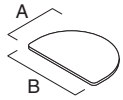
Specification Information

Planning Dimensions A B	Style Number	Base Prices			Option (Add \$ to Base Price) Full-Fill Finish on Wood Group 1
		High-Pressure Laminate Plastic 3 mm Edge No Suffix	High-Pressure Laminate Plastic P-Edge Suffix P	Wood Square Edge Suffix SW	
30" 48"	BFSP48	\$468	\$560	\$1162	+\$60
30" 52"	BFSP52	\$496	\$588	\$1162	+\$64
36" 60"	BFSP60	\$522	\$614	\$1440	+\$65
36" 64"	BFSP64	\$548	\$640	\$1441	+\$66
...

Peninsula Table

High-Pressure Laminate or Wood Veneer

SIN 711.1



For wood group 2, wood group 3, and laminate price group 2 pricing, please refer to the electronic catalog or SmartTools.

Tip: Legs to support Universal tables must be specified separately.

Tip: For leg and support guidelines, see Table and Leg Combinations in the Answer Solutions Specification Guide.

Tip: Tether brackets to attach to Post and Beam fence must be specified separately.

Tip: To specify 3 mm edge profile, no suffix is required. For other edge profiles, add suffix to the style number. (For example, BFP2736 becomes BFP2736SW for wood square edge profile.)

Standard Includes	Required to Specify
<ul style="list-style-type: none"> Table: High-Pressure Laminate price group 1 or wood group 1 veneer Laminate table: plastic 3 mm edge profile or P-edge profile on all sides Wood table: wood square 3 mm edge profile on all sides 	<ol style="list-style-type: none"> Style number with appropriate edge profile suffix <ul style="list-style-type: none"> P Laminate with plastic P-edge SW Wood with square edge See edge profiles below. High-Pressure Laminate or wood color number for table Plastic color number for P-edge on laminate table, if selected Options, if selected (see below) <p>▶ See <i>Surface Materials</i>, page 548.</p>

Options	Price	Required to Specify
Surface Materials <ul style="list-style-type: none"> High-Pressure Laminate tables <ul style="list-style-type: none"> Laminate price group 2 Open Line laminate Wood veneer tables <ul style="list-style-type: none"> Wood group 2 Wood group 3 Customiz stain Full-fill finish on wood group 1 	<ul style="list-style-type: none"> See information at left +\$69 plus cost of laminate See information at left See information at left No cost Prices below 	<ul style="list-style-type: none"> Specify laminate color number. ▶ See <i>Surface Materials Reference Manual</i>. Specify wood color number. Specify wood color number. Specify with <i>Customiz stain</i>. ▶ See <i>Surface Materials Reference Manual</i>. Specify full-fill finish number.
Related Products <ul style="list-style-type: none"> Legs and tether bracket for Universal tables Worksurface screens Post and Beam 		<ul style="list-style-type: none"> ▶ Pages 511–514 ▶ Page 524 ▶ See <i>Post and Beam Solutions Specification Guide</i>.

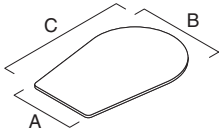
Specification Information						
Planning Dimensions A B		Style Number	Base Prices High-Pressure Laminate		Wood	Option (Add \$ to Base Price) Full-Fill Finish on Wood Group 1
			Plastic 3 mm Edge No Suffix	Plastic P-Edge Suffix P	Wood Square Edge Suffix SW	
27"	36"	BFP2736	\$456	\$524	\$1084	+\$58

Universal Tables

Tapered Peninsula Tables

High-Pressure Laminate or Wood Veneer

SIN 711.1



For wood group 2, wood group 3, and laminate price group 2 pricing, please refer to the electronic catalog or SmartTools.

Tip: Legs to support Universal tables must be specified separately.

Tip: For leg and support guidelines, see Table and Leg Combinations in the Answer Solutions Specification Guide.

Tip: Tether brackets to attach to Post and Beam fence must be specified separately.

Tip: To specify 3 mm edge profile, no suffix is required. For other edge profiles, add suffix to the style number. (For example, BFTP48 becomes BFTP48SW for wood square edge profile.)

Standard Includes	Required to Specify
<ul style="list-style-type: none"> Table: High-Pressure Laminate price group 1 or wood group 1 veneer Laminate table: plastic 3 mm edge profile or P-edge profile on all sides Wood table: wood square 3 mm edge profile on all sides 	<ol style="list-style-type: none"> Style number with appropriate edge profile suffix <ul style="list-style-type: none"> P Laminate with plastic P-edge SW Wood with square edge High-Pressure Laminate or wood color number for table Plastic color number for P-edge on laminate table, if selected Options, if selected (see below) <p>▶ See <i>Surface Materials</i>, page 548.</p>

Options	Price	Required to Specify
Surface Materials <ul style="list-style-type: none"> High-Pressure Laminate tables <ul style="list-style-type: none"> Laminate price group 2 Open Line laminate Wood veneer tables <ul style="list-style-type: none"> Wood group 2 Wood group 3 Customiz stain Full-fill finish on wood group 1 	<ul style="list-style-type: none"> See information at left +\$69 plus cost of laminate See information at left See information at left No cost Prices below 	<ul style="list-style-type: none"> Specify laminate color number. ▶ See <i>Surface Materials Reference Manual</i>. Specify wood color number. Specify wood color number. Specify <i>with Customiz stain</i>. ▶ See <i>Surface Materials Reference Manual</i>. Specify full-fill finish number.
Related Products <ul style="list-style-type: none"> Legs and tether bracket for Universal tables Worksurface screens Worksurface power and communication components Post and Beam 		<ul style="list-style-type: none"> ▶ Pages 511–514 ▶ Page 524 ▶ Pages 528–546 ▶ See <i>Post and Beam Solutions Specification Guide</i>.

Specification Information							
Planning Dimensions A B C		Style Number	Base Prices			Option (Add \$ to Base Price) Full-Fill Finish on Wood Group 1	
			High-Pressure Laminate	Wood			
			Plastic 3 mm Edge	Plastic P-Edge	Wood Square Edge		
			No Suffix	Suffix P	Suffix SW		
27"	32"	48"	BFTP48	\$638	\$755	\$1466	+\$53
33"	40"	60"	BFTP60	\$650	\$767	\$1522	+\$57

Bubble Jetty Tables

High-Pressure Laminate or Wood Veneer

SIN 711.1

Universal Tables

Standard Includes	Required to Specify
<ul style="list-style-type: none"> Table: High-Pressure Laminate price group 1 or wood group 1 veneer Laminate table: plastic 3 mm edge profile or P-edge profile on all sides Wood table: wood square 3 mm edge profile on all sides 	<ol style="list-style-type: none"> Style number with appropriate edge profile suffix <ul style="list-style-type: none"> P Laminate with plastic P-edge SW Wood with square edge High-Pressure Laminate or wood color number for table Plastic color number for P-edge on laminate table, if selected Options, if selected (see below) <p>▶ See <i>Surface Materials</i>, page 548.</p>

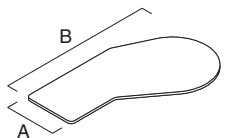
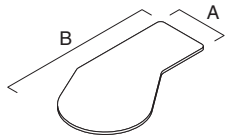
For wood group 2, wood group 3, and laminate price group 2 pricing, please refer to the electronic catalog or SmartTools.

Tip: Legs to support Universal tables must be specified separately.

Tip: For leg and support guidelines, see Table and Leg Combinations in the Answer Solutions Specification Guide.

Tip: Tether brackets to attach to Post and Beam fence must be specified separately.

Tip: To specify 3 mm edge profile, no suffix is required. For other edge profiles, add suffix to the style number. (For example, BFJ2472L becomes BFJ2472LSW for wood with square edge profile.)



Options	Price	Required to Specify
Surface Materials <ul style="list-style-type: none"> High-Pressure Laminate tables <ul style="list-style-type: none"> Laminate price group 2 Open Line laminate Wood veneer tables <ul style="list-style-type: none"> Wood group 2 Wood group 3 Customiz stain Full-fill finish on wood group 1 	<ul style="list-style-type: none"> See information at left +\$69 plus cost of laminate See information at left See information at left No cost Prices below 	<ul style="list-style-type: none"> Specify laminate color number. ▶ See <i>Surface Materials Reference Manual</i>. Specify wood color number. Specify wood color number. Specify with <i>Customiz stain</i>. ▶ See <i>Surface Materials Reference Manual</i>. Specify full-fill finish number.
Related Products <ul style="list-style-type: none"> Legs and tether bracket for Universal tables Worksurface screens Worksurface power and communication components Post and Beam 		<ul style="list-style-type: none"> ▶ Pages 511–514 ▶ Page 524 ▶ Pages 528–546 ▶ See <i>Post and Beam Solutions Specification Guide</i>.

Specification Information

Planning Dimensions A B	Style Number	Base Prices			Option (Add \$ to Base Price) Full-Fill Finish on Wood Group 1
		High-Pressure Laminate	Plastic 3 mm Edge	Wood Square Edge	
		No Suffix	Suffix P	Suffix SW	

Left-Hand Tables

24"	72"	Style	High-Pressure Laminate	Plastic 3 mm Edge	Wood Square Edge	Option
		BFJ2472L	\$ 959	\$1130	\$2064	+\$81
24"	78"	BFJ2478L	\$ 991	\$1162	\$2108	+\$85
30"	72"	BFJ3072L	\$ 991	\$1162	\$2108	+\$85
30"	78"	BFJ3078L	\$1024	\$1195	\$2257	+\$90

Right-Hand Tables

24"	72"	Style	High-Pressure Laminate	Plastic 3 mm Edge	Wood Square Edge	Option
		BFJ2472R	\$ 959	\$1130	\$2064	+\$81
24"	78"	BFJ2478R	\$ 991	\$1162	\$2108	+\$85
30"	72"	BFJ3072R	\$ 991	\$1162	\$2108	+\$85
30"	78"	BFJ3078R	\$1024	\$1195	\$2257	+\$90

Round Tables

High-Pressure Laminate or Wood Veneer

SIN 711.1



Standard Includes	Required to Specify
<ul style="list-style-type: none"> Table: High-Pressure Laminate price group 1 or wood group 1 veneer Laminate table: plastic 3 mm edge profile or P-edge profile on all sides Wood table: wood square 3 mm edge profile on all sides 	<ol style="list-style-type: none"> Style number with appropriate edge profile suffix <ul style="list-style-type: none"> P Laminate with plastic P-edge K Laminate with knife edge SW Wood with square edge High-Pressure Laminate or wood color number for table Plastic color number for P-edge on laminate table, if selected Options, if selected (see below) <p>▶ See <i>Surface Materials</i>, page 548.</p>

For wood group 2, wood group 3, and laminate price group 2 pricing, please refer to the electronic catalog or SmartTools.

Tip: Bases and legs to support Universal tables must be specified separately.

Tip: For base and leg support guidelines, see Table and Base Combinations and Table and Leg Combinations in the Answer Solutions Specification Guide.

Tip: To specify 3 mm edge profile, no suffix is required. For other edge profiles, add suffix to the style number. (For example, BFR36 becomes BFR36SW for wood square edge profile.)

Options	Price	Required to Specify
Surface Materials <ul style="list-style-type: none"> High-Pressure Laminate tables <ul style="list-style-type: none"> Laminate price group 2 Open Line laminate Wood veneer tables <ul style="list-style-type: none"> Wood group 2 Wood group 3 Customiz stain Full-fill finish on wood group 1 	<ul style="list-style-type: none"> See information at left +\$69 plus cost of laminate See information at left See information at left No cost Prices below 	<ul style="list-style-type: none"> Specify laminate color number. ▶ See <i>Surface Materials Reference Manual</i>. Specify wood color number. Specify with <i>Customiz stain</i>. ▶ See <i>Surface Materials Reference Manual</i>. Specify full-fill finish number.
Related Products <ul style="list-style-type: none"> Bases for Universal tables Legs and tether bracket for Universal tables 		<ul style="list-style-type: none"> ▶ Page 510 ▶ Pages 511–514

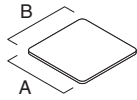
Specification Information

Diameter	Style Number	Base Prices				Option (Add \$ to Base Price) Full-Fill Finish on Wood Group 1
		High-Pressure Laminate	High-Pressure Laminate	High-Pressure Laminate	Wood	
		Plastic 3 mm Edge No Suffix	Plastic P-Edge Suffix P	Plastic Knife Edge Suffix K	Wood Square Edge Suffix SW	
30"	BFR30	\$415	N.A.	\$589	N.A.	N.A.
36"	BFR36	\$442	\$534	\$616	\$1456	+\$44
42"	BFR42	\$490	\$582	\$664	\$1531	+\$47
48"	BFR48	\$537	\$640	\$711	\$1706	+\$52
54"	BFR54	\$645	\$762	\$819	\$1882	+\$55

Square Tables

High-Pressure Laminate or Wood Veneer

SIN 711.1



For wood group 2, wood group 3, and laminate price group 2 pricing, please refer to the electronic catalog or SmartTools.

Tip: Bases and legs to support Universal tables must be specified separately.

Tip: For base and leg support guidelines, see Table and Base Combinations and Table and Leg Combinations in the Answer Solutions Specification Guide.

Tip: Tether brackets to attach 24"W and 30"W tables to Post and Beam fence must be specified separately.

Tip: To specify 3 mm edge profile, no suffix is required. For other edge profiles, add suffix to the style number. (For example, BFRQ30 becomes BFRQ30SW for wood square edge profile.)

Standard Includes	Required to Specify
<ul style="list-style-type: none"> Table: High-Pressure Laminate price group 1 or wood group 1 veneer Laminate table: plastic 3 mm edge profile or P-edge profile on all sides Wood table: wood square 3 mm edge profile on all sides 	<ol style="list-style-type: none"> Style number with appropriate edge profile suffix <ul style="list-style-type: none"> P Laminate with plastic P-edge SW Wood with square edge High-Pressure Laminate or wood color number for table Plastic color number for P-edge on laminate table, if selected Options, if selected (see below) <p>▶ See <i>Surface Materials</i>, page 548.</p>

Options	Price	Required to Specify
Surface Materials <ul style="list-style-type: none"> High-Pressure Laminate tables <ul style="list-style-type: none"> Laminate price group 2 Open Line laminate Wood veneer tables <ul style="list-style-type: none"> Wood group 2 Wood group 3 Customiz stain Full-fill finish on wood group 1 	<ul style="list-style-type: none"> See information at left +\$69 plus cost of laminate See information at left See information at left No cost Prices below 	<ul style="list-style-type: none"> Specify laminate color number. ▶ See <i>Surface Materials Reference Manual</i>. Specify wood color number. Specify wood color number. Specify with <i>Customiz stain</i>. ▶ See <i>Surface Materials Reference Manual</i>. Specify full-fill finish number.
Related Products <ul style="list-style-type: none"> Bases for Universal tables Legs and tether bracket for Universal tables Worksurface screens Worksurface power and communication components Post and Beam 		<ul style="list-style-type: none"> ▶ Page 510 ▶ Pages 511–514 ▶ Page 524 ▶ Pages 528–546 ▶ See <i>Post and Beam Solutions Specification Guide</i>.

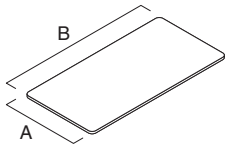
Specification Information

Planning Dimensions A B		Style Number	Base Prices			Option (Add \$ to Base Price)
			High-Pressure Laminate	Plastic P-Edge	Wood Square Edge	
			Plastic 3 mm Edge No Suffix	Plastic P-Edge Suffix P	Wood Square Edge Suffix SW	
24"	24"	BFRQ24	\$215	\$263	N.A.	N.A.
30"	30"	BFRQ30	\$317	\$365	\$ 875	+\$38
36"	36"	BFRQ36	\$446	\$525	N.A.	N.A.
42"	42"	BFRQ42	\$494	\$573	\$1193	+\$47
48"	48"	BFRQ48	\$542	\$645	\$1322	+\$52
54"	54"	BFRQ54	\$650	\$753	\$1477	+\$55
:	:	:	:	:	:	:

Rectangle Tables

High-Pressure Laminate or Wood Veneer

SIN 711.1



For wood group 2, wood group 3, and laminate price group 2 pricing, please refer to the electronic catalog or SmartTools.

Tip: Select the reinforcing channel option if the table will be supported by legs. Channels are not required if the table will be supported by T- or X-bases.

Tip: Bases and legs to support Universal tables must be specified separately.

Tip: For base and leg support guidelines, see Table and Base Combinations and Table and Leg Combinations in the Answer Solutions Specification Guide.

Tip: Tether brackets to attach 36"D x 72"W rectangle worksurfaces to Post and Beam fence must be specified separately.

Tip: To specify 3 mm edge profile, no suffix is required. For other edge profiles, add suffix to the style number. (For example, BFRR3672 becomes BFRR3672SW for wood square edge profile.)

Standard Includes	Required to Specify
<ul style="list-style-type: none"> Table: High-Pressure Laminate price group 1 or wood group 1 veneer Laminate table: plastic 3 mm edge profile or P-edge profile on all sides Wood table: wood square 3 mm edge profile on all sides 	<ol style="list-style-type: none"> Style number with appropriate edge profile suffix <ul style="list-style-type: none"> P Laminate with plastic P-edge SW Wood with square edge High-Pressure Laminate or wood color number for table Plastic color number for P-edge on laminate table, if selected Options, if selected (see below) <p>▶ See <i>Surface Materials</i>, page 548.</p>

Options	Price	Required to Specify
Surface Materials <ul style="list-style-type: none"> High-Pressure Laminate tables <ul style="list-style-type: none"> Laminate price group 2 Open Line laminate Wood veneer tables <ul style="list-style-type: none"> Wood group 2 Wood group 3 Customiz stain Full-fill finish on wood group 1 	<ul style="list-style-type: none"> See information at left +\$69 plus cost of laminate See information at left See information at left No cost Prices below 	<ul style="list-style-type: none"> Specify laminate color number. ▶ See <i>Surface Materials Reference Manual</i>. Specify wood color number. Specify wood color number. Specify with <i>Customiz stain</i>. ▶ See <i>Surface Materials Reference Manual</i>. Specify full-fill finish number.
Reinforcing Channel <ul style="list-style-type: none"> Reinforcing channel (available on 66"W and wider tables) 	No cost	Specify with <i>reinforcing channel</i> .
Related Products <ul style="list-style-type: none"> Bases for Universal tables Legs and tether bracket for Universal tables Worksurface screens Worksurface power and communication components Post and Beam 		<ul style="list-style-type: none"> ▶ Page 510 ▶ Pages 511–514 ▶ Page 524 ▶ Pages 528–546 ▶ See <i>Post and Beam Solutions Specification Guide</i>.

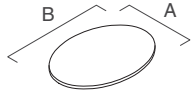
Specification Information

Planning Dimensions A B	Style Number	Base Prices			Option (Add \$ to Base Price) Full-Fill Finish on Wood Group 1
		High-Pressure Laminate	Plastic P-Edge	Wood	
		Plastic 3 mm Edge No Suffix	Plastic P-Edge Suffix P	Wood Square Edge Suffix SW	
36"	60"	BFRR3660	\$ 633	N.A.	N.A.
36"	66"	BFRR3666	\$ 671	N.A.	N.A.
36"	72"	BFRR3672	\$ 715	\$ 895	\$2105 +\$93
42"	84"	BFRR4284	\$1079	\$1259	\$2268 +\$96
48"	96"	BFRR4896	\$1278	\$1458	\$2330 +\$99

Oval Tables

High-Pressure Laminate

SIN 711.1



For laminate price group 2 pricing, please refer to the electronic catalog or SmartTools.


Tip: Bases and legs to support Universal Tables must be specified separately.

Tip: For leg and support guidelines, see Table and Leg Combinations in the Answer Solutions Specification Guide.

Tip: To specify 3 mm edge profile, no suffix is required.

Standard Includes	Required to Specify
<ul style="list-style-type: none"> • Tables: High-Pressure Laminate price group 1 • Laminate table: plastic 3 mm edge profile on all sides 	<ol style="list-style-type: none"> 1 Style number ▶ See edge profiles below. 2 High-Pressure Laminate color number for table 3 Plastic color number for edge on laminate table 4 Options, if selected (see below) ▶ See <i>Surface Materials</i>, page 548.

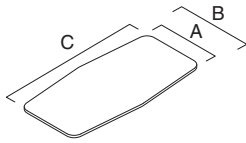
Options	Price	Required to Specify
Surface Materials <ul style="list-style-type: none"> • High-Pressure Laminate tables • Laminate price group 2 • Open Line laminate 	See information at left +\$69 plus cost of laminate	Specify laminate color number. ▶ See <i>Surface Materials Reference Manual</i> .
Related Products <ul style="list-style-type: none"> • Bases for Universal tables • Legs and tether bracket for Universal tables 		▶ Page 510 ▶ Pages 511–514

Specification Information			Base Price
			High-Pressure Laminate
			
• Dimensions	• Style	• Plastic	• No Suffix
A B	Number	3 mm Edge	
21" 42"	BEL2142		\$ 476
30" 42"	BEL3042		\$ 519
36" 48"	BEL3648		\$ 570
30" 60"	BEL3060		\$ 698
36" 72"	BEL3672		\$ 715
42" 78"	BEL4278		\$1066
48" 96"	BEL4896		\$1278
:	:	:	:

Hex Conference Tables

High-Pressure Laminate

SIN 711.1



Tip: Hex conference tables 150"W or larger are shipped in two pieces. Tight-joint fasteners are supplied for proper assembly.

For laminate price group 2 pricing, please refer to the electronic catalog or SmartTools.

Tip: Bases to support Universal Tables must be specified separately.

Tip: For leg and support guidelines, see Table and Leg Combinations in the Answer Solutions Specification Guide.

Tip: To specify 3 mm edge profile, no suffix is required.

Standard Includes	Required to Specify
-------------------	---------------------

<ul style="list-style-type: none"> • Tables: High-Pressure Laminate price group 1 • Laminate table: plastic 3 mm edge profile on all sides • Reinforcing channels, for tables 120"W or wider • Tight-joint fasteners for tables 150"W or wider 	<ol style="list-style-type: none"> 1 Style number 2 High-Pressure Laminate color number for table 3 Plastic color number for edge on laminate table 4 Options, if selected (see below) <p>▶ See <i>Surface Materials</i>, page 548.</p>
--	---

Options	Price	Required to Specify
---------	-------	---------------------

Surface Materials <ul style="list-style-type: none"> • High-Pressure Laminate tables • Laminate price group 2 • Open Line laminate 	See information at left +\$69 plus cost of laminate	Specify laminate color number ▶ See <i>Surface Materials Reference Manual</i> .
---	---	--

Related Products <ul style="list-style-type: none"> • Bases for Universal tables 	▶ Page 510
---	------------

Specification Information

Base Price High-Pressure Laminate		
• Dimensions	• Style	• Plastic
A B C	Number	3 mm Edge
:	:	No Suffix
30" 36" 60"	BHEX3660	\$ 633
30" 36" 66"	BHEX3666	\$ 671
30" 36" 72"	BHEX3672	\$ 715
36" 42" 96"	BHEX4296	\$1222
38" 48" 120"	BHEX48120	\$2954
38" 48" 150"	BHEX48150	\$4315
38" 48" 180"	BHEX48180	\$4486
:	:	:



Tethered Capsule Tables

High-Pressure Laminate or Wood Veneer

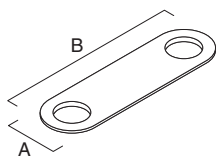
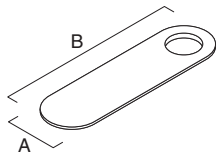
SIN 711.1

Tip: Tethered capsule tables attach to Post and Beam fence with bracket kit included. Legs do not need to be specified.

For wood group 2, wood group 3, and laminate price group 2 pricing, please refer to the electronic catalog or SmartTools.

Tip: Width of tethered capsule tables includes 1" overhang on both sides of the Post and Beam fence.

Tip: To specify 3 mm edge profile, no suffix is required. For other edge profiles, add suffix to the style number. (For example, BFFF661 becomes BFFF661SW for wood with square edge profile.)



Standard Includes	Required to Specify
<ul style="list-style-type: none"> Table: High-Pressure Laminate price group 1 or wood group 1 veneer Laminate table: plastic 3 mm edge profile or P-edge profile on all sides Wood tables: wood square 3 mm or wood tapered edge profile on all sides Plastic flat profile on inside edges: plastic default Bracket kit to attach to Post and Beam fence 	<ol style="list-style-type: none"> Style number with appropriate edge profile suffix <ul style="list-style-type: none"> P Laminate with plastic P-edge SW Wood with square edge BW Wood with tapered edge ▶ See edge profiles below. High-Pressure Laminate or wood color number for table Plastic color number for P-edge on laminate table, if selected Options, if selected (see below) <ul style="list-style-type: none"> ▶ See <i>Surface Materials</i>, page 548.

Options	Price	Required to Specify
Surface Materials <ul style="list-style-type: none"> High-Pressure Laminate tables <ul style="list-style-type: none"> Laminate price group 2 Open Line laminate Wood veneer tables <ul style="list-style-type: none"> Wood group 2 Wood group 3 Customiz stain Full-fill finish on wood group 1 	<ul style="list-style-type: none"> See information at left +\$69 plus cost of laminate See information at left See information at left No cost Prices below 	<ul style="list-style-type: none"> Specify laminate color number. ▶ See <i>Surface Materials Reference Manual</i>. Specify wood color number. Specify wood color number. Specify with <i>Customiz stain</i>. ▶ See <i>Surface Materials Reference Manual</i>. Specify full-fill finish number. ▶ See <i>Post and Beam Solutions Specification Guide</i>. ▶ See <i>Post and Beam Solutions Specification Guide</i>.
Related Products <ul style="list-style-type: none"> Post and Beam Hubs 		

Specification Information

Planning Dimensions A B	Style Number	Base Prices			Option (Add \$ to Base Price) Full-Fill Finish on Wood Group 1
		High-Pressure Laminate Plastic 3 mm Edge No Suffix	High-Pressure Laminate Plastic P-Edge Suffix P	Wood Square Edge Suffix SW	

Table with One Cutout

Planning Dimensions A B	Style Number	High-Pressure Laminate Plastic 3 mm Edge No Suffix	High-Pressure Laminate Plastic P-Edge Suffix P	Wood Square Edge Suffix SW	Option (Add \$ to Base Price)
26" 66"	BFFF661	\$ 774	\$ 911	\$1731	+\$79
26" 74"	BFFF721	\$ 860	\$ 997	\$1809	+\$85
26" 86"	BFFF841	\$ 897	\$1059	\$1940	+\$89
26" 98"	BFFF961	\$ 981	\$1143	\$2081	+\$91

Table with Two Cutouts

Planning Dimensions A B	Style Number	High-Pressure Laminate Plastic 3 mm Edge No Suffix	High-Pressure Laminate Plastic P-Edge Suffix P	Wood Square Edge Suffix SW	Option (Add \$ to Base Price)
26" 98"	BFFF962	\$1129	\$1309	\$2312	+\$91

Bases for Universal Tables

SIN 711.1

Standard Includes	Required to Specify
<ul style="list-style-type: none"> • Column: paint • Base: paint • Adjustable leveling glides: black plastic 	<ol style="list-style-type: none"> 1 Style number 2 Paint color number for column 3 Textured paint color number for base 4 Options, if selected (see below) <p>▶ See <i>Surface Materials</i>, page 548.</p>

Options	Price	Required to Specify
Surface Materials		
• Paint price group 1	No cost	Specify paint color number.
• Paint price group 2	+\$ 19	Specify paint color number.
• Paint price group 3	+\$ 34	Specify paint color number.
• Polished Chrome column and base	+\$161	Specify with 9201 Polished Chrome column and base.
• Polished Chrome base with painted column	+\$161	Specify with 9201 Polished Chrome base only and select paint color number for column.

Tip: When specifying a 9201 Polished Chrome base only, specify a paint color number for the column.

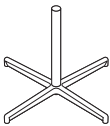
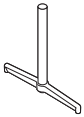
Specification Information			
Width	Column Diameter	Style Number	Base Price

T-Bases

26"	2 1/4"	BT26	\$299
36"	2 1/4"	BT36	\$369

X-Bases

26"	2 1/4"	BX26	\$336
36"	2 1/4"	BX36	\$434



Legs and Tether Bracket

For Universal Tables

SIN 711.1

Cabby Legs

With Alignment Tab

Tip: See Table and Leg Combinations page for number of legs required per table.

▶ See Answer Solutions Specification Guide.

Standard Includes	Required to Specify
<ul style="list-style-type: none"> Table legs: paint or metal Glides, if selected: paint or metal to match legs Locking casters, if selected: paint or metal to match legs Attachment hardware 	1 Style number 2 Paint or metal color number for leg and caster 3 Options, if selected (see below) ▶ See <i>Surface Materials</i> , page 548.

Options	Price	Required to Specify
Surface Materials <ul style="list-style-type: none"> Paint price group 1 Paint price group 2 Polished Chrome 	No cost +\$ 19 per leg +\$119 per leg	Specify paint color number. Specify paint color number. Specify with 9201 Polished Chrome.

Tip: Dimensions listed are nominal and include the thickness of a table.

Specification Information					
Planning Height	Style Number	Base Price	Planning Height	Style Number	Base Price

Cabby Leg with Glide			Package of Four Cabby Legs with Glides		
26"	BNCAB	\$177	26"	BNCAB4	\$708
28½"	BCAB	\$177	28½"	BCAB4	\$708

Cabby Leg with Caster			Package of Four Cabby Legs with Casters		
26"	BNCABC	\$202	26"	BNCAB4C	\$808
28½"	BCABC	\$202	28½"	BCAB4C	\$808

Package of Four Cabby Legs with Two Glides and Two Casters		
26"	BNCAB4M	\$758
28½"	BCAB4M	\$758



Tip: Corner worksurfaces require a leg in the back corner. Be sure to order fifth leg if specifying a package of four.



Legs and Tether Bracket for Universal Tables, continued

SIN 711.1

Elliptical Legs

With Alignment Tab



Tip: Use 26"H legs for nesting capabilities and use 28½"H legs to achieve standard height tables.

Standard Includes	Required to Specify
<ul style="list-style-type: none"> • Table leg: paint or metal • Glides: paint or metal • Attachment hardware 	<ol style="list-style-type: none"> 1 Style number 2 Paint or metal color number for leg 3 Paint or metal color number for glides 4 Options, if selected (see below) <p>▶ See <i>Surface Materials</i>, page 548.</p>

Options	Price	Required to Specify
Surface Materials <ul style="list-style-type: none"> • Elliptical legs • Black • Platinum • Polished Chrome 	<ul style="list-style-type: none"> No cost No cost +\$81 	<ul style="list-style-type: none"> Specify with 7207 Black paint. Specify with 4799 Platinum. Specify with 9201 Polished Chrome.
<ul style="list-style-type: none"> • Glides • Black • Brushed Aluminum • Polished Aluminum 	<ul style="list-style-type: none"> No cost No cost No cost 	<ul style="list-style-type: none"> Specify with 7207 Black paint. Specify with 8042 Brushed Aluminum. Specify with 8046 Polished Aluminum.

Specification Information		
Planning Height	Style Number	Base Price
26"	BEL25	\$271
28½"	BEL27	\$274

Tip: Dimensions listed are nominal and include the thickness of a table.

Post Legs and Double Post C-Leg

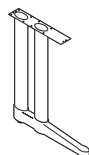
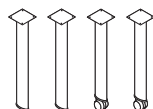
With Alignment Tab

Tip: See Table and Leg Combinations page for number of legs required per worksurface.

▶ See Answer Solutions Specification Guide.

Tip: Corner tables require a leg in the back corner. Be sure to order fifth leg if specifying a package of four.

Tip: Height dimensions listed are nominal and include the thickness of a table.



Standard Includes	Required to Specify
-------------------	---------------------

- Table legs: paint
- Attachment hardware
- Non-locking caster, if selected: black plastic only

- 1 Style number
- 2 Paint color number for legs
- 3 Options, if selected (see below)
- ▶ See *Surface Materials*, page 548.

Options	Price	Required to Specify
---------	-------	---------------------

- | | | | |
|--------------------------|---|---|---|
| Surface Materials | <ul style="list-style-type: none"> • Paint price group 1 • Paint price group 2 • Paint price group 3 | No cost
+\$19 per leg
+\$34 per leg | Specify paint color number.
Specify paint color number.
Specify paint color number. |
|--------------------------|---|---|---|

Specification Information					
Planning Height	Style Number	Base Price	Planning Height	Style Number	Base Price

Post Leg with Glide			Package of Four Post Legs with Glides		
26"	BNPL	\$135	26"	BNPL4	\$540
28½"	BPL	\$135	28½"	BPL4	\$540

Post Leg with Caster			Package of Four Post Legs with Casters		
26"	BNPLC	\$152	26"	BNPL4C	\$608
28½"	BPLC	\$152	28½"	BPL4C	\$608

Package of Four Post Legs with Two Glides and Two Casters		
26"	BNPL4M	\$574
28½"	BPL4M	\$574

Double Post C-Legs with Glides		
28½"	BCL	\$413

Legs and Tether Bracket for Universal Tables, continued

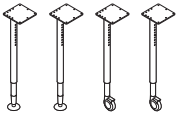
SIN 711.1

Adjustable-Height Legs

Tip: Corner tables require a leg in the back corner. Be sure to order fifth leg if specifying a package of four.

Tip: See Table and Leg Combinations page for number of legs required per table.
 ▶ See Answer Specification Guide.

Tip: Dimensions listed include the thickness of a table.



Standard Includes	Required to Specify
<ul style="list-style-type: none"> • Table legs: paint • Glides, if selected: paint or metal to match legs • Locking casters, if selected: paint to match legs • Attachment hardware 	1 Style number 2 Paint color number for leg 3 Options, if selected (see below) ▶ See <i>Surface Materials</i> , page 548.

Options	Price	Required to Specify
Surface Materials <ul style="list-style-type: none"> • Paint price group 1 • Paint price group 2 	No cost +\$19 per leg	Specify paint color number. Specify paint color number.

Specification Information

Planning Height	Style Number	Base Price	Planning Height	Style Number	Base Price
-----------------	--------------	------------	-----------------	--------------	------------

Adjustable-Height Leg with Glide

25½"-31½" **BADJ** \$213

Package of Four Adjustable-Height Legs with Glides

25½"-31½" **BADJ4** \$852

Adjustable-Height Leg with Caster

25½"-31½" **BADJC** \$238

Package of Four Adjustable-Height Legs with Casters

25½"-31½" **BADJ4C** \$952

Package of Four Adjustable-Height Legs with Two Glides and Two Casters

25½"-31½" **BADJ4M** \$902

Tether Bracket

For Use with Post and Beam



Tip: Tether brackets must be specified when tethering a worksurface to Post and Beam.

Tip: Style number is for a single bracket.

Standard Includes	Required to Specify
<ul style="list-style-type: none"> • Bracket: 4799 Platinum paint only 	Style number

Specification Information

Style Number	Price
--------------	-------

BTTB \$77

Specifying Worksurface Screens

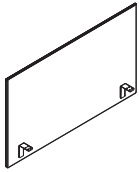


Statement of Line **516**

Universal Privacy/Modesty Screens (SIN 711.1)	518
Universal Screens (SIN 711.2)	519
Universal Beam Screens (SIN 711.2)	520
Universal Privacy Screens (SIN 711.2)	522
15"H Knit Screen (SIN 711.1)	524
Divisio Side Screen (SIN 711.2)	524

Statement of Line

Worksurface Screens



Specifying
▶ Page 518

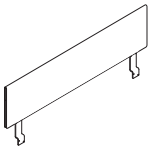
Universal Privacy/Modesty Screens

	Height Above Worksurface	42"W	48"W	54"W	60"W	66"W
Privacy Mount Height*	19 ¹ / ₅ "H	●	●	●	●	●
Privacy/Modesty Mount Height*	13"H	●	●	●	●	●

Tip: Overall screen height is 25⁷/₁₀"H.

**Privacy mount height measures 48" from the floor to the top of the screen and privacy/modesty mount height measures 42" from the floor to the top of the screen. Privacy mount shown.*

Tip: Available in parametric sizes ranging from 42"W to 66"W in 1/16" increments.

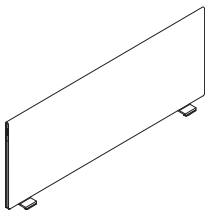


Specifying
▶ Page 519

Universal Screens

	24"W	30"W	36"W	42"W	48"W	54"W	60"W	66"W	72"W	78"W	84"W	90"W	96"W
13 ¹ / ₂ "H	●	●	●	●	●	●	●	●	●	●	●	●	●
19 ¹ / ₂ "H	●	●	●	●	●	●	●	●	●	●	●	●	●

Tip: Available in parametric sizes ranging from 24"W to 96"W and 13¹/₂"H to 19¹/₂"H in 1/16" increments.

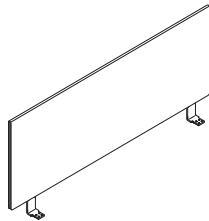


Specifying
▶ Page 520

Universal Beam Screens

	24"W	30"W	36"W	42"W	48"W	54"W	60"W	66"W	72"W	78"W	84"W	90"W	96"W
13 ¹ / ₂ "H	●	●	●	●	●	●	●	●	●	●	●	●	●
19 ¹ / ₂ "H	●	●	●	●	●	●	●	●	●	●	●	●	●

Tip: Available in parametric sizes ranging from 24"W to 96"W and 13¹/₂"H to 19¹/₂"H in 1/16" increments.

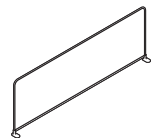


Specifying
▶ Page 522

Universal Privacy Screens

	24"W	30"W	36"W	42"W	48"W	54"W	60"W	66"W	72"W	78"W	84"W	90"W	96"W
13 1/2"H	●	●	●	●	●	●	●	●	●	●	●	●	●
19 1/2"H	●	●	●	●	●	●	●	●	●	●	●	●	●

Tip: Available in parametric sizes ranging from 24"W to 96"W and 13 1/2"H to 19 1/2"H in 1/16" increments.



Specifying
▶ Page 524

15"H Knit Screen

	20 1/4"W	26 1/4"W	32 1/4"W	38 1/4"W
15"H	●	●	●	●



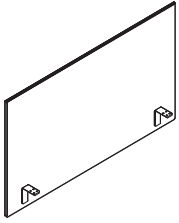
Specifying
▶ Page 524

Divisio Side Screen

	29 1/2"D
11 5/8"H	●

Universal Privacy/Modesty Screens

SIN 711.1



Tip: Universal privacy/modesty screens can be attached to 3/4"-1 1/2" thick worksurfaces, including height adjustable work-surfaces, universal work-surfaces, and Elective Elements worksurfaces.

Tip: The screens weigh between 9.79 lb and 11.89 lb. Take this into consideration when planning for use on height-adjustable worksurfaces.

Tip: The universal privacy/modesty screen is intended for use on the back of a worksurface.

Tip: Fabric is applied horizontally on the screen.

Tip: Screen allows for 1 1/8" cord drop or no cord drop. See understanding pages for product specific application guidelines.

Standard Includes	Required to Specify
-------------------	---------------------

- Screen: fabric price group 1
- Edge: felt
- Brackets: 7360 Merle

- 1 Style number
 - 2 Width (see below under Required Selections)
 - 3 Mount location (see below under Required Selections)
 - 4 Fabric color number for screen
 - 5 Edge color:
P630 Light Heather Grey
P631 Dark Heather Grey
 - 6 Options, if selected (see below)
- ▶ See *Surface Materials*, page 248.

Required Selections	Price	Required to Specify
---------------------	-------	---------------------

Width	• 42"W	Prices below	Specify with 42"W.
	• 48"W	Prices below	Specify with 48"W.
	• 54"W	Prices below	Specify with 54"W.
	• 60"W	Prices below	Specify with 60"W.
	• 66"W	Prices below	Specify with 66"W.

Mount Location	• Privacy (19 1/8" above the worksurface, 5 1/2" below the worksurface)	No cost	Specify with privacy application.
	• Privacy/modesty (13" above the worksurface, 11 7/10" below the worksurface)	No cost	Specify with privacy/modesty application.

Options	Price	Required to Specify
---------	-------	---------------------

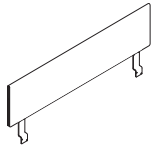
Surface Materials	• Fabric price group 1	No cost	Specify fabric color number.
	• Fabric price group 2	+\$ 39	Specify fabric color number.
	• Fabric price group 3	+\$ 111	Specify fabric color number.
	• Fabric price group 4	+\$144	Specify fabric color number.
	• Fabric price group 5	+\$174	Specify fabric color number.
	• Fabric price group 6	+\$204	Specify fabric color number.
	• Fabric price group 7	+\$234	Specify fabric color number.
	• Fabric price group 8	+\$264	Specify fabric color number.
	• Fabric price group 9	+\$294	Specify fabric color number.
	• Fabric price group 10	+\$324	Specify fabric color number.
	• Customer's Own Material (COM)	+\$ 16	▶ See <i>Surface Materials Reference Manual</i> .

Specification Information

• Style Number	• Base Prices				
	42"W	48"W	54"W	60"W	66"W
UFPM	\$447	\$477	\$507	\$537	\$567

Universal Screens

SIN 711.2



Standard Includes	Required to Specify
-------------------	---------------------

- Screen: fabric price group 1
- Brackets: 7360 Merle
- Edge: PET

- 1 Style number
 - 3 Width (see below under Required Selections)
 - 4 Height (see below under Required Selections)
 - 5 Fabric color number for screen
 - 6 Edge color:
P630 Medium Heather Grey PET
P631 Dark Heather Grey PET
 - 7 Options, if selected (see below)
- ▶ See *Surface Materials*, page 248.

Required Selections	Price	Required to Specify
---------------------	-------	---------------------

Width	• 24"W	Prices below	Specify width.
	• 30"W	Prices below	Specify width.
	• 36"W	Prices below	Specify width.
	• 42"W	Prices below	Specify width.
	• 48"W	Prices below	Specify width.
	• 54"W	Prices below	Specify width.
	• 60"W	Prices below	Specify width.
	• 66"W	Prices below	Specify width.
	• 72"W	Prices below	Specify width.
	• 78"W	Prices below	Specify width.
	• 84"W	Prices below	Specify width.
• 90"W	Prices below	Specify width.	
• 96"W	Prices below	Specify width.	
Height	• 13 1/2"H	Prices below	Specify height.
	• 19 1/2"H	Prices below	Specify height.

Options	Price	Required to Specify
---------	-------	---------------------

Surface Materials	• Fabric price group 2	+\$ 34	Specify fabric color number.
	• Fabric price group 3	+\$ 89	Specify fabric color number.
	• Fabric price group 4	+\$117	Specify fabric color number.
	• Fabric price group 5	+\$142	Specify fabric color number.
	• Fabric price group 6	+\$167	Specify fabric color number.
	• Fabric price group 7	+\$192	Specify fabric color number.
	• Fabric price group 8	+\$217	Specify fabric color number.
	• Fabric price group 9	+\$242	Specify fabric color number.
	• Fabric price group 10	+\$267	Specify fabric color number.
	• Customer's Own Material (COM)	+\$ 16	▶ See <i>Surface Materials Reference Manual</i> .

Specification Information

Style Number	Height	Base Prices							
		24"W	30"W	36"W	42"W	48"W	54"W	60"W	66"W
TSFSC	13 1/2"	\$404	\$434	\$464	\$494	\$523	\$553	\$583	\$613
	19 1/2"	\$464	\$511	\$557	\$604	\$651	\$698	\$745	\$791

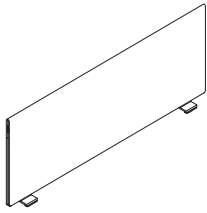
▶ **Specification Information, continued from above**

Style Number	Height	Base Prices				
		72"W	78"W	84"W	90"W	96"W
TSFSC	13 1/2"	\$643	\$698	\$728	\$ 758	\$ 788
	19 1/2"	\$838	\$919	\$966	\$1013	\$1060

Worsurface Screens

Universal Beam Screens

SIN 711.2



Tip: 13½"H screen will align at a 42" datum. 19½"H screen will align at a 48" datum.

Standard Includes	Required to Specify
<ul style="list-style-type: none"> • Screen: fabric price group 1 • Brackets and plastic cap: 7360 Merle • Bracket cover: 4799 Platinum Metallic • Edge: PET 	<ol style="list-style-type: none"> 1 Style number 2 Width (see below under Required Selections) 3 Height (see below under Required Selections) 4 Fabric color number for screen 5 Edge color: <ul style="list-style-type: none"> P630 Medium Heather Grey PET P631 Dark Heather Grey PET 6 Options, if selected (see below) <ul style="list-style-type: none"> ▶ See <i>Surface Materials</i>, page 248.

	Required Selections	Price	Required to Specify
Width	<ul style="list-style-type: none"> • 24"W • 30"W • 36"W • 42"W • 48"W • 54"W • 60"W • 66"W • 72"W • 78"W • 84"W • 90"W • 96"W 	<ul style="list-style-type: none"> Prices below Prices below Prices below Prices below Prices below Prices below Prices below Prices below Prices below Prices below Prices below Prices below Prices below 	<ul style="list-style-type: none"> Specify width. Specify width. Specify width. Specify width. Specify width. Specify width. Specify width. Specify width. Specify width. Specify width. Specify width. Specify width. Specify width.
Height	<ul style="list-style-type: none"> • 13½"H • 19½"H 	<ul style="list-style-type: none"> Prices below Prices below 	<ul style="list-style-type: none"> Specify height. Specify height.

	Options	Price	Required to Specify
Surface Materials	<ul style="list-style-type: none"> • Fabric price group 1 • Fabric price group 2 • Fabric price group 3 • Fabric price group 4 • Fabric price group 5 • Fabric price group 6 • Fabric price group 7 • Fabric price group 8 • Fabric price group 9 • Fabric price group 10 • Customer's Own Material (COM) 	<ul style="list-style-type: none"> No cost +\$ 34 +\$ 89 +\$117 +\$142 +\$167 +\$192 +\$217 +\$242 +\$267 +\$ 16 	<ul style="list-style-type: none"> Specify fabric color number. Specify fabric color number. Specify fabric color number. Specify fabric color number. Specify fabric color number. Specify fabric color number. Specify fabric color number. Specify fabric color number. Specify fabric color number. Specify fabric color number. Specify fabric color number. ▶ See <i>Surface Materials Reference Manual</i>.

Specification Information									
• Style Number	• Height	• Base Prices							
		24"W	30"W	36"W	42"W	48"W	54"W	60"W	66"W
TSBSC	13½"	\$404	\$434	\$464	\$494	\$523	\$553	\$583	\$613
	19½"	\$464	\$511	\$557	\$604	\$651	\$698	\$745	\$791

▶ **Specification Information, continued from above**

• Style Number	• Height	• Base Prices				
		72"W	78"W	84"W	90"W	96"W
TSBSC	13½"	\$643	\$672	\$702	\$ 760	\$ 762
	19½"	\$838	\$885	\$932	\$1016	\$1026

SIN 711.2

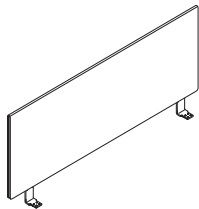
SIN 711.2

Specification Information

Style Number	Height	Screen Type	Base Prices						
			Modular Width	24"W	30"W	36"W	42"W	48"W	54"W
		Parametric Width	24"W	24 ¹ / ₁₆ "W-30"W	30 ¹ / ₁₆ "W-36"W	36 ¹ / ₁₆ "W-42"W	42 ¹ / ₁₆ "W-48"W	48 ¹ / ₁₆ "W-54"W	54 ¹ / ₁₆ "W-60"W
UFPS	13 ¹ / ₂ "		\$292	\$314	\$335	\$357	\$378	\$400	\$422
	13 ⁹ / ₁₆ "-19 ¹ / ₂ "		\$335	\$369	\$403	\$437	\$471	\$505	\$538

► Specification Information, continued from above

Style Number	Height	Screen Type	Base Prices						
			Modular Width	66"W	72"W	78"W	84"W	90"W	96"W
		Parametric Width	60 ¹ / ₁₆ "W-66"W	66 ¹ / ₁₆ "W-72"W	72 ¹ / ₁₆ "W-78"W	78 ¹ / ₁₆ "W-84"W	84 ¹ / ₁₆ "W-90"W	90 ¹ / ₁₆ "W-96"W	
UFPS	13 ¹ / ₂ "		\$443	\$465	\$506	\$528	\$550	\$572	
	13 ⁹ / ₁₆ "-19 ¹ / ₂ "		\$572	\$606	\$664	\$698	\$732	\$766	

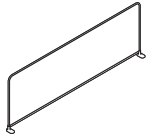


Worsurface Screens

Worksurface Screens

SIN 711.1/711.2

Knit Screens SIN 711.1



Standard Includes	Required to Specify
<ul style="list-style-type: none"> • Screen: vertical surface fabric • Frame and foot for 15"H knit screen: 4799 Platinum only 	<ul style="list-style-type: none"> 1 Style number 2 Color number for screen ▶ See <i>Surface Materials</i>, page 548.

Specification Information

Width	Style Number	Price

15"H Knit Screen

24"	DALK24	\$230
30"	DALK30	\$252
36"	DALK36	\$271
42"	DALK42	\$292

Divisio Side Screen SIN 711.2



Tip: The Divisio side screen can be used on any 3/4"- to 1 1/2"-thick worksurface.

Tip: The Divisio side screen has an overhang of 8". This is important when planning for returns or storage.

Tip: The Divisio side screen weighs approximately 14 1/2 pounds. Take this into consideration when planning for use on height-adjustable worksurfaces.

Tip: The Divisio side screen is intended for use on the front of a worksurface.

Tip: The Divisio side screen does not work on knife edge profiles.

Note: Divisio side screen is included here to simplify your planning. It may have different pricing terms than other products in this specification guide.

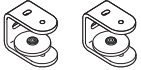
Standard Includes	Required to Specify
<ul style="list-style-type: none"> • Screen: fabric price group A • Top cap and clamp: 4799 Platinum paint 	<ul style="list-style-type: none"> 1 Style number 2 Fabric color number ▶ See <i>Surface Materials Reference Manual</i>.

Surface Materials	Options	Price	Required to Specify
	Fabric		Specify fabric color number. Specify fabric color number. Specify fabric color number. ▶ See <i>Surface Materials Reference Manual</i> .
	• Fabric price group A	No cost	
	• Fabric price group 1	No cost	
	• Fabric price group 2	+\$14	
	• Customer's Own Material (COM)	+\$16	

Specification Information

Dimensions D H	Style Number	Base Price
29 1/2" 11 5/8"	DVSS2912	\$333

Pair of Attachment Clamps for Worksurfaces



Tip: Attachment clamps are not included with screens. Clamps must be specified separately.

Standard Includes	Required to Specify
<ul style="list-style-type: none"> • Attachment clamps: 4799 Platinum only • Adjustment knob for clamps: 7237 Slate only • Cover for clamp: 7237 Slate only 	Style number

Specification Information	
• Style Number	• Price
DSCLAMP	\$133
•	•

Worksurface Screens

Specifying Worksurface Power and Communication

Includes Internode and Wiring and Cabling Accessories

Internode Power and Communication Components

Floor Power Infeeds (SIN 711.1)	528
Multipurpose Power Infeeds (SIN 711.1)	529
Beltway Power Outfeeds (SIN 711.1)	530
Power Modules (SIN 711.1)	531
Modular Harnesses (SIN 711.1)	532
Receptacles (SIN 711.1)	534
Convenience Tri-Receptacles with Modular Harness (SIN 711.1)	535
Convenience Tri-Receptacle with Power Cord and Plug (SIN 711.1)	536
Communication Module (SIN 711.1)	536
Convenience Communication Outlet Housing (SIN 711.1)	536
Above-Worksurface Clamp Kit (SIN 711.1)	537
Below-Worksurface Mounting Bracket (SIN 711.1)	537
Mounting Bracket (SIN 711.1)	538
Cord and Cable Manager (SIN 711.1)	538
Harness Clips (SIN 711.1)	538

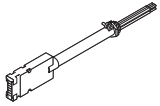
Wiring and Cabling Accessories

Power and Data Strips (SIN 711.1)	539
Power Spheres (SIN 711.1)	540
Power and Communication Spheres (SIN 711.1)	540
Communication Sphere (SIN 711.1)	541
Power and Communication Port (SIN 711.1)	541
Power/Data Boxes (SIN 711.1)	542
2½" Round Grommet (SIN 711.1)	542
3" Grommet Package (711.1)	542
Answer Worksurface Wire Manager (SIN 711.1)	543
Vertebral Cable Riser and Extension (SIN 711.1)	543
Skeleton Bone Wire Managers (SIN 711.1)	544
Cable and Fiber Reel (SIN 711.1)	544
Termination Plate (SIN 711.1)	544
Cord Reel (SIN 711.1)	545
Cable Storage Tray (SIN 711.1)	545
Wire Guide Clips (SIN 711.1)	545
Wire Clips (SIN 711.1)	545
Velcro Wire Clips (SIN 711.1)	546
Wire Manager (SIN 711.1)	546

Internode Power and Communication Components

SIN 711.1

Floor Power Infeeds



Tip: Floor power infeed cannot be used in New York City. Use a multipurpose power infeed instead.

Standard Includes	Required to Specify
<ul style="list-style-type: none"> • Junction box fittings for hardwired connection • Liquid-tight flexible conduit: black plastic 	Style number

Specification Information

• Length	• Style Number	• Price

4-Circuit, 3+1

6'	GFUFFH6X	\$240
12'	GFUFFH12X	\$318

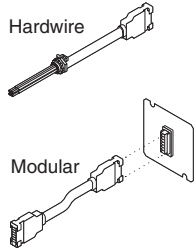
4-Circuit, 2+2

6'	GFUFFH6Y	\$240
12'	GFUFFH12Y	\$318

3-Circuit, Separate Neutrals

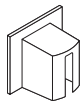
6'	GFUFFH6Z	\$240
12'	GFUFFH12Z	\$318

Multipurpose Power Infeeds



Tip: Modular connector receptacle covers a standard 4⁹/₁₆" square junction box.

Tip: Municipal building codes vary. Review installation requirements with local inspector prior to installation to ensure all guidelines are met.



Standard Includes	Required to Specify
<ul style="list-style-type: none"> • Junction box fittings for hardwired connection, if selected • Modular connector, if selected • Modular connector receptacle included with modular option • Modular infeed cover, if selected: plastic • Conduit: metal 	<ul style="list-style-type: none"> 1 Style number 2 Plastic color number for modular infeed cover, if selected ▶ See <i>Surface Materials</i>, page 548.

Specification Information

Length and Connection	Style Number	Price
-----------------------	--------------	-------

4-Circuit, 3+1

12' Hardwire	GSGUFMH12X	\$359
12' Modular	GSGUFMM12X	\$459
24' Hardwire	GSGUFMH24X	\$519
24' Modular	GSGUFMM24X	\$613
:	:	:

4-Circuit, 2+2

12' Hardwire	GSGUFMH12Y	\$359
12' Modular	GSGUFMM12Y	\$459
24' Hardwire	GSGUFMH24Y	\$519
24' Modular	GSGUFMM24Y	\$613
:	:	:

3-Circuit, Separate Neutrals

12' Hardwire	GSGUFMH12Z	\$359
12' Modular	GSGUFMM12Z	\$459
24' Hardwire	GSGUFMH24Z	\$519
24' Modular	GSGUFMM24Z	\$613
:	:	:

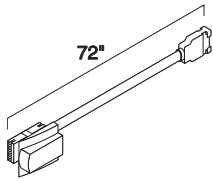
Modular Infeed Cover

N.A.	GSGUFC	\$ 46
:	:	:

Internode Power and Communication Components, continued

SIN 711.1

Beltway Power Outfeeds



Tip: Beltway power outfeed cover and tri-receptacle are always the same color.

Standard Includes	Required to Specify
-------------------	---------------------

- 72" harness: metallic
- Modular connector to attach to receptacle location in beltway: plastic
- Modular connector to attach to power module

- 1 Style number
- 2 Plastic color number for modular connector
- ▶ See *Surface Materials*, page 548.

Specification Information	
Style Number	Price

4-Circuit, 3+1

GFUBFM6X	\$282
-----------------	-------

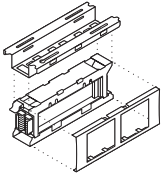
4-Circuit, 2+2

GFUBFM6Y	\$282
-----------------	-------

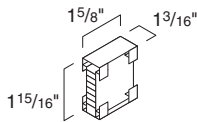
3-Circuit, Separate Neutrals

GFUBFM6Z	\$282
-----------------	-------

Power Modules



Tip: Remember to specify receptacles separately.
▶ Page 534



Standard Includes **Required to Specify**

- Power block and enclosing housing: 4793 Solar Black only Style number
- Four modular receptacle attachment points
- Mounting bracket, if selected: 6653 Solar Black only
- Two covers: 6653 Solar Black only

Related Products

- Mounting bracket ▶ Page 538
- Receptacles ▶ Page 534

Specification Information

Dimensions			Includes Mounting Bracket	Style Number	Price
D	W	H			

4-Circuit, 3+1

3"	10"	3 1/2"	Yes	GFUPMBX	\$296
3"	10"	3 1/2"	No	GFUPMX	\$258

Block-to-Block Connector

1 7/8"	1 5/8"	1 15/16"	N.A.	GSGUBCX	\$ 59
--------	--------	----------	------	----------------	-------

For Use in New York City

3"	10"	3 1/2"	Yes	GFUPMBXNYC	\$296
3"	10"	3 1/2"	No	GFUPMXNYC	\$258
:	:	:	:	:	:

4-Circuit, 2+2

3"	10"	3 1/2"	Yes	GFUPMBY	\$296
3"	10"	3 1/2"	No	GFUPMY	\$258

Block-to-Block Connector

1 3/16"	1 5/8"	1 15/16"	N.A.	GSGUBCY	\$ 59
---------	--------	----------	------	----------------	-------

For Use in New York City

3"	10"	3 1/2"	Yes	GFUPMBYNYC	\$296
3"	10"	3 1/2"	No	GFUPMYNYC	\$258
:	:	:	:	:	:

3-Circuit, Separate Neutrals

3"	10"	3 1/2"	Yes	GFUPMBZ	\$296
3"	10"	3 1/2"	No	GFUPMZ	\$258

Block-to-Block Connector

1 3/16"	1 5/8"	1 15/16"	N.A.	GSGUBCZ	\$ 59
---------	--------	----------	------	----------------	-------

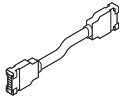
For Use in New York City

3"	10"	3 1/2"	Yes	GFUPMBZNYC	\$296
3"	10"	3 1/2"	No	GFUPMZNYC	\$258
:	:	:	:	:	:

Internode Power and Communication Components, continued

SIN 711.1

Modular Harnesses



Tip: Modular-to-hardwire harnesses, modular lighting harnesses, and in-line switch harnesses work on Line 1 only.

Standard Includes	Required to Specify
• Harness	Style number

Specification Information

Length	Description	Style Number	Price
--------	-------------	--------------	-------

4-Circuit, 3+1

12"		GSGUH12X	\$134
22"		GSGUH22X	\$134
28"		GSGUH28X	\$134
32"		GSGUH32X	\$134
38"		GSGUH38X	\$134
44"		GSGUH44X	\$153
50"		GSGUH50X	\$153
54"		GSGUH54X	\$162
64"		GSGUH64X	\$179
76"		GSGUH76X	\$193
88"		GSGUH88X	\$220
100"		GSGUH100X	\$239
120"		GSGUH120X	\$282
144"		GSGUH144X	\$320

Harness-to-Harness Connector

		GSGUHCX	\$ 59
--	--	----------------	-------

Modular-to-Hardwire Harnesses

72"	Modular/Hardwire	GSGUHHX	\$179
-----	------------------	----------------	-------

In-Line Switch Harnesses

72"	Switch	GSGUHSX	\$201
-----	--------	----------------	-------

4-Circuit, 2+2

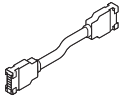
12"		GSGUH12Y	\$134
22"		GSGUH22Y	\$134
28"		GSGUH28Y	\$134
32"		GSGUH32Y	\$134
38"		GSGUH38Y	\$134
44"		GSGUH44Y	\$153

► **Specification Information, continued on next page**

► Specification Information, continued from previous page

Specification Information

Length	Description	Style Number	Price
--------	-------------	--------------	-------



4-Circuit, 2+2, continued

50"		GSGUH50Y	\$153
54"		GSGUH54Y	\$162
64"		GSGUH64Y	\$179
76"		GSGUH76Y	\$193
88"		GSGUH88Y	\$220
100"		GSGUH100Y	\$239
120"		GSGUH120Y	\$282
144"		GSGUH144Y	\$320

Harness-to-Harness Connector

		GSGUHCY	\$ 59
--	--	----------------	-------

Modular-to-Hardwire Harnesses

72"	Modular/Hardwire	GSGUHHY	\$179
-----	------------------	----------------	-------

In-Line Switch Harnesses

72"	Switch	GSGUHSY	\$201
-----	--------	----------------	-------

3-Circuit, Separate Neutrals

12"		GSGUH12Z	\$134
22"		GSGUH22Z	\$134
28"		GSGUH28Z	\$134
32"		GSGUH32Z	\$134
38"		GSGUH38Z	\$134
44"		GSGUH44Z	\$153
50"		GSGUH50Z	\$153
54"		GSGUH54Z	\$162
64"		GSGUH64Z	\$179
76"		GSGUH76Z	\$193
88"		GSGUH88Z	\$220
100"		GSGUH100Z	\$239
120"		GSGUH120Z	\$282
144"		GSGUH144Z	\$320

Harness-to-Harness Connector

		GSGUHCZ	\$ 59
--	--	----------------	-------

Modular-to-Hardwire Harnesses

72"	Modular/Hardwire	GSGUHHZ	\$179
-----	------------------	----------------	-------

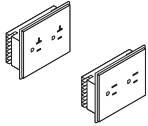
In-Line Switch Harnesses

72"	Switch	GSGUHSZ	\$201
-----	--------	----------------	-------

Internode Power and Communication Components, continued

SIN 711.1

Receptacles



Tip: Receptacles are specified individually so you can order exactly the quantity you need.

Standard Includes	Required to Specify
<ul style="list-style-type: none"> Individual receptacles: plastic 	<ul style="list-style-type: none"> 1 Style number 2 Plastic color number for receptacle ▶ See <i>Surface Materials</i>, page 548.

Specification Information

Line	System Ground		Isolated Ground	
	Style Number	Price	Style Number	Price

4-Circuit, 3+1

15-amp Receptacles

Line 1	GSGUR1SSX	\$47	GSGUR1SGX	\$59
Line 2	GSGUR2SSX	\$47	GSGUR2SGX	\$59
Line 3	GSGUR3SSX	\$47	GSGUR3SGX	\$59
Line 4	GSGUR4SSX	\$47	GSGUR4SGX	\$59

20-amp Receptacles

Line 1	GSGUR1TSX	\$74	GSGUR1TGX	\$90
Line 2	GSGUR2TSX	\$74	GSGUR2TGX	\$90
Line 3	GSGUR3TSX	\$74	GSGUR3TGX	\$90
Line 4	GSGUR4TSX	\$74	GSGUR4TGX	\$90

4-Circuit, 2+2

15-amp Receptacles

Line 1	GSGUR1SSY	\$47	GSGUR1SGY	\$59
Line 2	GSGUR2SSY	\$47	GSGUR2SGY	\$59
Line 3	GSGUR3SSY	\$47	GSGUR3SGY	\$59
Line 4	GSGUR4SSY	\$47	GSGUR4SGY	\$59

20-amp Receptacles

Line 1	GSGUR1TSY	\$74	GSGUR1TGY	\$90
Line 2	GSGUR2TSY	\$74	GSGUR2TGY	\$90
Line 3	GSGUR3TSY	\$74	GSGUR3TGY	\$90
Line 4	GSGUR4TSY	\$74	GSGUR4TGY	\$90

3-Circuit, Separate Neutrals

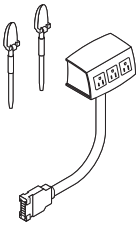
15-amp Receptacles

Line 1	GSGUR1SSZ	\$47	GSGUR1SGZ	\$59
Line 2	GSGUR2SSZ	\$47	GSGUR2SGZ	\$59
Line 3	GSGUR3SSZ	\$47	GSGUR3SGZ	\$59

20-amp Receptacles

Line 1	GSGUR1TSZ	\$74	GSGUR1TGZ	\$90
Line 2	GSGUR2TSZ	\$74	GSGUR2TGZ	\$90
Line 3	GSGUR3TSZ	\$74	GSGUR3TGZ	\$90

Convenience Tri-Receptacles with Modular Harness



Standard Includes	Required to Specify
<ul style="list-style-type: none"> • Convenience tri-receptacle housing: plastic • Three receptacles: black • Harness with modular connector for attachment to end of power module • Conduit: metallic • Mounting clamp kit 	<ul style="list-style-type: none"> 1 Style number 2 Plastic color number for tri-receptacle housing 3 Options, if selected (see below) ▶ See <i>Surface Materials</i>, page 548.

Options	Price	Required to Specify
Outfeed <ul style="list-style-type: none"> • Beltway power outfeed connector with cover that matches receptacle color 	+\$30	Specify with beltway power outfeed connector.

Specification Information					
Harness Length	Line	Style Number	Base Price	Style Number	Base Price

4-Circuit, 3+1

		With System Ground		With Isolated Ground	
72"	Line 1	GFUT1S72X	\$235	GFUT1G72X	\$235
	Line 2	GFUT2S72X	\$235	GFUT2G72X	\$235
	Line 3	GFUT3S72X	\$235	GFUT3G72X	\$235
	Line 4	GFUT4S72X	\$235	GFUT4G72X	\$235

4-Circuit, 2+2

		With System Ground		With Isolated Ground	
72"	Line 1	GFUT1S72Y	\$235	GFUT1G72Y	\$235
	Line 2	GFUT2S72Y	\$235	GFUT2G72Y	\$235
	Line 3	GFUT3S72Y	\$235	GFUT3G72Y	\$235
	Line 4	GFUT4S72Y	\$235	GFUT4G72Y	\$235

3-Circuit, Separate Neutrals

		With System Ground		With Isolated Ground	
72"	Line 1	GFUT1S72Z	\$235	GFUT1G72Z	\$235
	Line 2	GFUT2S72Z	\$235	GFUT2G72Z	\$235
	Line 3	GFUT3S72Z	\$235	GFUT3G72Z	\$235

Worksurface Power & Comm

Internode Power and Communication Components, continued

SIN 711.1

Convenience Tri-Receptacle with Power Cord and Plug



Tip: This unit does not include clamp kit.
▶ Page 537

Standard Includes **Required to Specify**

- Convenience receptacle housing: plastic
- Three receptacles: black
- 96" power cord with grounded plug: black only

- 1 Style number
- 2 Plastic color number for tri-receptacle housing
- ▶ See *Surface Materials*, page 548.

Related Products

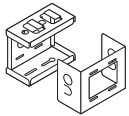
- Above-worksurface clamp kit
- Below-worksurface mounting bracket

- ▶ Page 537
- ▶ Page 537

Specification Information

• Dimensions			• Style	• Price
D	W	H	Number	
2 3/4"	5 1/4"	2 1/2"	GFUTP96	\$120

Communication Module



Tip: Communication module can be attached to a power module, mounting bracket, or directly onto the underside of a worksurface.

Standard Includes **Required to Specify**

- Two-piece communication module: 4793 Solar Black only
- One cover, used to adapt NEMA opening to modular furniture faceplate opening

- Style number

Specification Information

• Dimensions			• Style	• Price
D	W	H	Number	
3"	5"	4"	GFUSCM	\$58

Convenience Communication Outlet Housing



Tip: This unit does not include clamp kit.
▶ Page 537

Tip: Convenience communication outlet housing can be connected to convenience tri-receptacles side by side.

Standard Includes **Required to Specify**

- Housing for field-installed modular communications faceplate: plastic

- 1 Style number
- 2 Plastic color number for housing
- ▶ See *Surface Materials*, page 548.

Related Products

- Above-worksurface clamp kit
- Below-worksurface mounting bracket

- ▶ Page 537
- ▶ Page 537

Specification Information

• Dimensions			• Style	• Price
D	W	H	Number	
2 3/4"	5 1/4"	2 1/2"	GFUCH	\$58

Above-Worksurface Clamp Kit

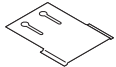


Standard Includes	Required to Specify
<ul style="list-style-type: none"> Mounting clamp to secure convenience tri-receptacle to worksurface: 6653 Solar Black only 	Style number

Related Products	
<ul style="list-style-type: none"> Convenience tri-receptacles with modular harness Convenience tri-receptacle with power cord Convenience communication outlet housing 	<ul style="list-style-type: none"> ▶ Page 535 ▶ Page 536 ▶ Page 536

Specification Information	
Style Number	Price
GFUTMC	\$17

Below-Worksurface Mounting Bracket



Tip: Mounting bracket supports convenience tri-receptacles and convenience communication outlet housing below the worksurface.

Tip: Each tri-receptacle, whether power or communications, should have its own mounting bracket for below-worksurface mounting applications.

Standard Includes	Required to Specify
<ul style="list-style-type: none"> Mounting bracket: 4793 Solar Black only 	Style number

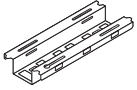
Related Products	
<ul style="list-style-type: none"> Convenience tri-receptacles with modular harness Convenience tri-receptacle with power cord Convenience communication outlet housing 	<ul style="list-style-type: none"> ▶ Page 535 ▶ Page 536 ▶ Page 536

Specification Information	
Style Number	Price
GFUTMB	\$12

Internode Power and Communication Components, continued

SIN 711.1

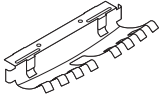
Mounting Bracket



Tip: Mounting bracket supports either a communication module or a power module.

Standard Includes		Required to Specify
<ul style="list-style-type: none"> Mounting bracket: 6653 Solar Black only 		Style number
Specification Information		
Style Number	Price	
GFUMB	\$40	

Cord and Cable Manager



Standard Includes		Required to Specify		
<ul style="list-style-type: none"> Cord and cable manager: 6653 Solar Black only Package of four 		Style number		
Specification Information				
Dimensions			Style Number	Price
D	W	H		
3 1/2"	10"	1 3/4"	GFUCCM	\$120

Harness Clips



Standard Includes		Required to Specify
<ul style="list-style-type: none"> Package of 25 harness clips with screws: black only 		Style number
Specification Information		
Diameter	Style Number	Price
1 1/4"	GFUCMC	\$40

Wiring and Cabling Accessories

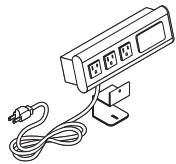
SIN 711.1

Power and Data Strips with Cord

Standard Includes	Required to Specify
<ul style="list-style-type: none"> Power and data strip with cord: 8043 Clear Anodized Aluminum cover with black faceplate Worksurface attachment bracket, if selected: 4799 Platinum paint only Slatwall attachment bracket, if selected: 4799 Platinum paint only 	Style number

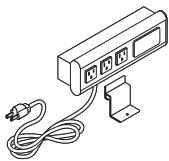
Specification Information

Dimensions			Style	Price
D	W	H	Number	
:	:	:	:	:



Power and Data Strip with Cord with Worksurface Attachment Bracket

2¼"	10¼"	3"	BPDSWSPL	\$234
:	:	:	:	:



Power and Data Strip with Cord with Slatwall Attachment Bracket

2¼"	10¼"	3"	BPDSSWPL	\$234
:	:	:	:	:

Worksurface Attachment Bracket Only

N.A.	N.A.	N.A.	BPDSWB	\$ 43
:	:	:	:	:

Slatwall Attachment Bracket Only

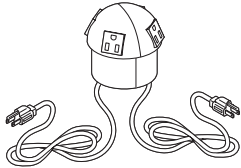
N.A.	N.A.	N.A.	BPDSSB	\$ 43
:	:	:	:	:

Worksurface
Power & Comm

Wiring and Cabling Accessories, continued

SIN 711.1

Power Spheres



Tip: Sphere is field installed. Use 3"-diameter drill to cut mounting hole at desired location.

Standard Includes	Required to Specify
-------------------	---------------------

- Sphere with four simplex electrical outlets: black plastic only
- Two 6' power cords (each rated at 15 amps), if selected: black plastic only
- Two 6' Greenfield conduits (each rated at 15 amps), if selected: metal only

Style number

Specification Information				
• Dimensions			• Style	• Price
D	W	H	Number	

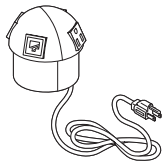
Four Electrical Outlets with Two 6' Power Cords

3 3/8"	3 3/8"	3"	PTDMGB1	\$250
..

Four Electrical Outlets with Two 6' Greenfield Conduits for Hardwiring

3 3/8"	3 3/8"	3"	PTDMGB2	\$437
..

Power and Communication Spheres



Tip: Sphere is field installed. Use 3"-diameter drill to cut mounting hole at desired location.

Tip: Face plates in sphere accommodates standard voice/data jacks.

Standard Includes	Required to Specify
-------------------	---------------------

- Sphere with two simplex electrical outlets: black plastic only
- Face plates to accommodate two customer-supplied voice/data jacks: black plastic only
- 6' power cord with plug rated at 15 amps, if selected: black plastic only
- 6' Greenfield conduit for hardwiring, if selected: metal only

Style number

Specification Information				
• Dimensions			• Style	• Price
D	W	H	Number	

Sphere with One 6' Power Cord

3 3/8"	3 3/8"	3"	PTDMGB3	\$250
..

Sphere with One 6' Greenfield Conduit for Hardwiring

3 3/8"	3 3/8"	3"	PTDMGB4	\$359
..

Communication Sphere



Tip: Sphere is field installed. Use 3"-diameter drill to cut mounting hole at desired location.

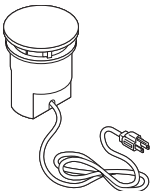
Tip: Face plates in sphere accommodates standard voice/data jacks.

Standard Includes	Required to Specify
<ul style="list-style-type: none"> Sphere with face plates to accommodate four customer-supplied voice/data jacks: black plastic only 	Style number

Specification Information				
• Dimensions			• Style	• Price
D	W	H	Number	
3 3/8"	3 3/8"	3"	PTDMGB5	\$250

Worksurface
Power & Comm

Power and Communication Port



Tip: Port is field installed. Use a 3 1/2"-diameter drill to cut mounting hole at desired location.

Standard Includes	Required to Specify
<ul style="list-style-type: none"> Port with two electrical outlets: black plastic only 6' power cord with plug rated at 15 amps: black plastic only Adapters for two customer-supplied data couplers/jacks 	Style number

Specification Information				
• Dimensions			• Style	• Price
D	W	H	Number	
4 1/4"	4 1/4"	4 5/16"	PTRSGB1	\$342

Wiring and Cabling Accessories, continued

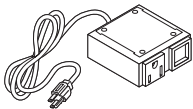
SIN 711.1

Power/Data Boxes

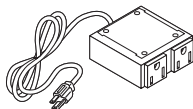
Standard Includes	Required to Specify
<ul style="list-style-type: none"> • Power/data box • Power/power box • Data/data box 	<ul style="list-style-type: none"> • Style number

Specification Information

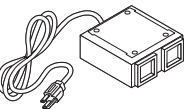
• Dimensions			• Style	• Price
D	W	H	Number	



Power/Data Box				
3"	3"	1"	AWVBC	\$233



Power/Power Box				
3"	3"	1"	AWVBP	\$233



Data/Data Box				
3"	3"	1"	AWVBD	\$233

2½" Round Grommet



Tip: Grommet AWAG2 is for use on worksurfaces only.

Tip: When using AWAG2 in the Universal parametric straight worksurface, specify the 2" grommet cutout option. Actual diameter of cutout is 2½".

Standard Includes	Required to Specify
<ul style="list-style-type: none"> • Grommet: paint or metal • Installation instructions 	<ul style="list-style-type: none"> 1 Style number 2 Paint or metal color number ▶ See <i>Surface Materials</i>, page 548.

Specification Information

• Dimensions		• Style	• Price
D	W	Number	
2½"	2½"	AWAG2	\$68

3" Grommet Package



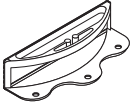
Tip: When using TSAEGROM in the Universal parametric straight worksurface, specify the 3" grommet cutout.

Standard Includes	Required to Specify
<ul style="list-style-type: none"> • Package of 10 grommets: black plastic 	<ul style="list-style-type: none"> • Style number

Specification Information

• Style	• Price
Number	
TSAEGROM	\$52

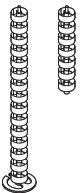
Answer Worksurface Wire Manager



Standard Includes	Required to Specify
<ul style="list-style-type: none"> • Set of six field installed worksurface wire managers: plastic • Attachment hardware 	1 Style number 2 Plastic color number for worksurface wire manager: 6000 Black 6654 Sand (Vanadium) 6695 Midnight 6697 Fog

Specification Information	
Style Number	Price
TS7WWM	\$138

Vertebral Cable Riser and Extension



Standard Includes	Required to Specify
<ul style="list-style-type: none"> • Vertebral cable riser: black plastic only • Attachment hardware • Floor plate: Metallic Aluminum only 	Style number

Specification Information		
Length	Style Number	Price
31 1/2"	DAVC	\$134

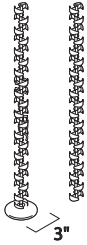
Vertebral Cable Riser Extension		
Length	Style Number	Price
15 3/4"	DAVCE	\$ 39

Tip: 15 3/4" L cable riser is an extension only. Extension does not include attachment hardware or floor plate.

Wiring and Cabling Accessories, continued

SIN 711.1

Skeleton Bone Wire Managers



Note: This product is Turnstone, **NOT** Steelcase. It is included here to simplify your planning. Remember that Steelcase has different pricing terms than Turnstone products.

Standard Includes	Required to Specify
-------------------	---------------------

- Wire manager: black plastic
- Attachment hardware

Style number

Specification Information				
• Dimensions			• Style	• Price
D	W	H	Number	

Skeleton Bone Wire Manager				
----------------------------	--	--	--	--

1½"	1¾"	38"	TS5SKLBNE	\$173
-----	-----	-----	------------------	-------

Skeleton Bone Wire Manager Extension				
--------------------------------------	--	--	--	--

1½"	1¾"	36"	TS5SKEXT	\$148
-----	-----	-----	-----------------	-------

Cable and Fiber Reel



Standard Includes	Required to Specify
-------------------	---------------------

- Package of four reels: black plastic only

Style number

Specification Information	
• Style	• Price
Number	

98766	\$140
--------------	-------

Termination Plate



Standard Includes	Required to Specify
-------------------	---------------------

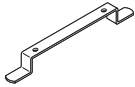
- Termination plate: black paint only

Style number

Specification Information				
• Dimensions			• Style	• Price
D	W	H	Number	

¾"	7⅛"	7⅛"	98765	\$21
----	-----	-----	--------------	------

Cord Reel

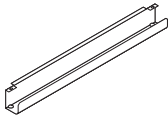


Standard Includes	Required to Specify
<ul style="list-style-type: none"> • Carton of six cord reels: black paint only 	Style number

Specification Information

Style Number	Price
98767	\$59

Cable Storage Tray



Standard Includes	Required to Specify
<ul style="list-style-type: none"> • Cable storage tray: black paint only 	Style number

Specification Information

Dimensions			Style Number	Price
D	W	H		
2"	24"	2 1/2"	98768	\$46

Worksurface
Power & Comm

Wire Guide Clips



Standard Includes	Required to Specify
<ul style="list-style-type: none"> • Carton of 20 adhesive-backed wire guide clips: black plastic only 	Style number

Specification Information

Style Number	Price
32WCP	\$33

Wire Clips



Standard Includes	Required to Specify
<ul style="list-style-type: none"> • Carton of six: black plastic only • Foam tape • Mounting screws 	Style number

Specification Information

Style Number	Price
999CHT	\$58

Wiring and Cabling Accessories, continued

SIN 711.1

Velcro Wire Clips



Tip: Attaches under work-surfaces with screws or around leg.

Note: This product is Turnstone, **NOT** Steelcase. It is included here to simplify your planning. Remember that Steelcase has different pricing terms than Turnstone products.

Standard Includes	Required to Specify
-------------------	---------------------

- Package of four wire clips: velcro
- Attachment hardware

Style number

Specification Information				
• Dimensions			• Style	• Price
D	W	H	Number	

1/2"	8"	1/2"	TSSLEGCLP	\$49
------	----	------	------------------	------

Wire Manager



Standard Includes	Required to Specify
-------------------	---------------------

- 25" wire manager with double-sided tape: black plastic

Style number

Specification Information				
• Dimensions			• Style	• Price
D	W	H	Number	

1"	3/4"	25"	AWVW	\$15
----	------	-----	-------------	------

Surface Materials

Surface Materials	548
Paint Color Availability Matrix	552
Recommended Worksurface Edge Finishes	554
Directional Laminate Grain Directions	556
Woodgrain Directions	558

Surface Materials

This listing includes all the surface material choices that are available for the products in this specification guide.

Resources

For more information about surface materials, refer to the following resources:

Surface Materials Binders

- Surface Materials Reference Manual
- A complete set of swatch cards for hard surfaces, vertical surface fabrics, and seating upholstery

Paint

Steelcase Surfaces

Tip: All products may not be available in all colors listed below.

▶ See page 552 for an overview of the paint colors available on each component.

Price Group 1

Smooth Paint

4242 Milk

Textured Paint

7207 Black
7225 Sand
7236 Fog
7237 Slate
7238 Fieldstone
7239 Midnight
7241 Arctic White
7243 Seagull
7250 Sterling Dark Solid
7278 Dark Bronze
7360 Merle

Price Group 2

Smooth Metallic Paint

4728 Nickel Metallic
4743 Mineral Metallic
4744 Pearl Metallic
4750 Champagne Metallic
4752 Steel Metallic
4788 Gold Dust Metallic
4798 Sterling Metallic
4799 Platinum Metallic
4803 Near Black Metallic

Textured Metallic Paint

7245 Carbon Metallic
7246 Midnight Metallic

Applies to:

- 2½" round grommet

Price Group 1

Smooth Paint

7241 Arctic White
7278 Dark Bronze

Price Group 2

Standard Paint

0835 Black

Smooth Metallic Paint

4799 Platinum Metallic

Select Surfaces

Price Group 3

Accent paint

Accent paints allow you to choose from a pre-matched color palette of trend driven colors. Refer to the *Surface Materials Reference Manual* for more information.

Lux Coatings

4B20 Obsidian
4B22 Matte Brass
4B23 Burnished Bronze
4B24 Night Bronze
4B25 Matte Copper
4B26 Smoked Mica
4B27 Blue Steel
4B28 Silver Lilac
4B29 Cast Iron
4B30 Bright Gold

Custom Surfaces

Price Group 3

PerfectMatch

PerfectMatch is a service that allows you to create your own paint color. Refer to the *Surface Materials Reference Manual* for more information about this program.

Accessory Paint

Steelcase Surfaces

Applies to:

- Cabby leg with glides
 - Adjustable-height leg with glides
 - Universal table bases
- 4140 Arctic White Gloss
4144 Black Gloss

Laminate

Applies to:

- Universal worksurfaces and tables with High-Pressure Laminate

Steelcase Surfaces

High-Pressure Laminate

Price Group 1

Fiber Laminate

2850 Vanadium Fiber
2851 Rhyme Fiber
2852 Tungsten Fiber
2854 Vellum Fiber
2859 Novell Fiber
2860 Granite Fiber
2861 Coconut Fiber
2862 Stucco Fiber

Micro Laminate

2920 Marl Micro
2921 Gypsum Micro
2922 Clay Micro
2923 Shadow Micro

Patina Laminate

2870 Blonde Bronze Patina
2871 Blackened Bronze Patina
2873 Instant Iron Patina

Solid Laminate

2722 Cream
2730 Arctic White
2746 Black
2759 Warm White
2811 Mist
2883 Seagull
2884 Milk
2885 Dune
2HMG Merle

Speckle Laminate

2820 Coffee Speckle
2822 Woodrose Speckle
2823 Driftwood Speckle
2824 Smoke Speckle
2825 Vanadium Speckle

Tip: Some wood veneer finishes and woodgrain laminates share the same name. Because of the difference in materials, veneers and laminates of the same name are not an exact match but do coordinate with each other.

Price Group 1

Woodgrain Laminate

2406 Clear Cherry
2409 Clear Maple
2410 Graphite Walnut
2412 Natural Cherry
2422 Medium Cherry
2511 Winter on Maple
2538 Clear Walnut
2539 Warm Oak
2592 Blonde on Maple
2714 Natural Walnut
2772 Medium Mahogany on Walnut
2HAK Clear Oak
2HAN Ash Noce
2HAT Acacia
2HAW Ash Wenge
2HBN Bisque Noce
2HBW Bisque Wenge
2HCN Clay Noce
2HCW Clay Wenge
2HSN Storm Noce
2HSW Storm Wenge

turnstone Laminate Collection

A selection of laminates and edge bands in this collection are available on Steelcase brand products. This collection is available with standard leadtimes and supported like standard laminates to help make ordering easy. Please see the turnstone section of village.steelcase.com for swatching information.

2535 Virginia Walnut

2536 Blackwood
2612 Marbled Maple
2614 Chocolate Walnut
2615 Marbled Cherry

Tip: turnstone Collection Laminates are not available on bullnose laminate storage tops.

Steelcase Surfaces

High-Pressure Laminate

Price Group 1

Textured Woodgrain Laminate

2TH2 Fawn Cypress
2TH3 Weathered Char
2TH4 Saddle Oak
2TH5 Veranda Teak
2TH6 Persian Cherry
2TH7 Walnut Heights

Price Group 2

Textured Industrial Laminate

2UH1 Reclaimed Aggregate
2UH2 Reclaimed Gravel
2UH4 Cement
2UH6 Sheetrock

Custom Surfaces

Open Line Laminate (OLL)

This service allows you to order non-standard laminate at an additional processing fee of \$69 per unit, plus the cost of the laminate.

High-Pressure Laminate pricing does not include premium or digitally printed patterns from any suppliers. Laminate cost may also vary for basic or standard laminates from other suppliers. Please contact the OLL consultant at 616.475.2426 for pricing. The cost of the laminate will be added to your invoice as a separate line on the acknowledgement.

When processing orders for Open Line laminate on Universal worksurfaces and Universal Storage tops, specify 2900 in the laminate finish field and enter the OLL manufacturer information. Enter the required edge finish as you would a standard laminate.

Edge color for the Open Line laminate on Answer worksurfaces must be determined by the dealer and customer before orders can be entered. Specify appropriate 2K finish number.

Laminate Approval and Material Requirements

To confirm whether a particular laminate has already been tested for use on a specific Steelcase product or to determine material square foot requirements:

- Visit www.steelcase.com

For additional information, refer to the *Steelcase Surface Materials Reference Manual*.

Wood

Applies to:

- Universal Worksurfaces—wood veneer

Steelcase carefully selects veneer and solid wood for consistent color and grain structure. Wood is a natural material and variations will occur in color, grain and texture. These variations are part of the inherent natural beauty of wood and are not considered defects.

All wood products will darken with age and exposure to ultraviolet light. This is especially apparent with cherry and maple veneer. We recommend that desk accessories be rearranged periodically to ensure even aging of wood surfaces.

When storing your wood furniture, please follow the following guidelines:

- Do not store products in trailers
- Store products in areas that simulate office temperatures (60°F to 90°F)
- Store products in areas that maintain constant, office-like humidity levels
- Keep product away from light. Cover products to make sure they are not exposed to light.

Steelcase Surfaces

Veneer

Veneers are matched for proper balance and consistency. Veneers are available flat cut or quarter cut, except for Oak, which is rift cut. Refer to the *Surface Materials Reference Manual* for descriptions of each cut.

Open-pore finish is a medium gloss finish that leaves the woodgrain texture visible to the eye and distinguishable to the touch.

Flat-cut open-pore finish choices

Wood Group 1

- 3062 FC/OP Graphite Walnut
- 3402 FC/OP Clear Cherry (Aged)
- 3412 FC/OP Natural Cherry
- 3422 FC/OP Medium Cherry
- 3522 FC/OP Clear Maple*
- 3572 FC/OP Amber on Maple
- 3592 FC/OP Blonde on Maple
- 3702 FC/OP Clear Walnut
- 3712 FC/OP Natural Walnut
- 3722 FC/OP Dark Mahogany on Walnut
- 3752 FC/OP Medium Walnut
- 3762 FC/OP Dark Walnut
- 3772 FC/OP Medium Mahogany on Walnut

Quarter-cut open-pore finish choices

Wood Group 1

- 3222 QC/OP Clear Maple*
- 3272 QC/OP Amber on Maple
- 3292 QC/OP Blonde on Maple
- 3302 QC/OP Clear Walnut
- 3312 QC/OP Natural Walnut
- 3322 QC/OP Dark Mahogany on Walnut
- 3352 QC/OP Medium Walnut
- 3362 QC/OP Dark Walnut
- 3372 QC/OP Medium Mahogany on Walnut
- 3382 QC/OP Graphite Walnut

Rift-cut open-pore finish choices

Wood Group 1

- 3602 RC/OP Desert Oak
- 3612 RC/OP Warm Oak
- 3692 RC/OP Espresso Oak

Full-fill finish is a medium-gloss finish that completely fills the grain texture, yet allows the grain pattern to be seen. The wood has a lustrous, satiny look, and it is smooth to the touch. This finish is available on the wood worksurface or top only.

Flat-cut full-fill finish choices

Wood Group 1

- 3064 FC/FF Graphite Walnut
- 3404 FC/FF Clear Cherry (Aged)
- 3414 FC/FF Natural Cherry
- 3424 FC/FF Medium Cherry
- 3524 FC/FF Clear Maple*
- 3544 FC/FF Blonde on Maple
- 3574 FC/FF Amber on Maple
- 3704 FC/FF Clear Walnut
- 3714 FC/FF Natural Walnut
- 3724 FC/FF Dark Mahogany on Walnut
- 3754 FC/FF Medium Walnut
- 3764 FC/FF Dark Walnut
- 3774 FC/FF Medium Mahogany on Walnut

Quarter-cut full-fill finish choices

Wood Group 1

- 3224 QC/FF Clear Maple*
- 3274 QC/FF Amber on Maple
- 3294 QC/FF Blonde on Maple
- 3304 QC/FF Clear Walnut
- 3314 QC/FF Natural Walnut
- 3324 QC/FF Dark Mahogany on Walnut
- 3354 QC/FF Medium Walnut
- 3364 QC/FF Dark Walnut
- 3374 QC/FF Medium Mahogany on Walnut
- 3384 QC/FF Graphite Walnut

Rift-cut full-fill finish choices

Wood Group 1

- 3604 RC/FF Desert Oak
- 3614 RC/FF Warm Oak
- 3694 RC/FF Espresso Oak

**Because no stain is used in the clear-coat process, a sign-off will be required prior to orders being accepted for this finish. The sign-off sheet is available through Steelcase advertising stock. Form number 05-0001370*

Steelcase Surfaces

Premium Veneers

A selection of Premium veneers in this collection are available on most Steelcase brand products. The collection will be available as close to standard leadtimes as possible. However, because adequate supplies of veneer and solids must be secured, all orders will be scheduled individually. Leadtimes will vary based on Premium veneer and Premium solids availability at the time the order is placed. The collection is Graded-In as Wood Group 2 and Wood Group 3, and supported like standard veneers to make ordering easy. Please see the Steelcase surface materials section on village.steelcase.com for sample information and product line availability. All premium veneers are in clear-coat.

Quarter-cut open-pore finish choices

Wood Group 2

- 3032 QC/OP Dark Thin Line Bamboo
- 3042 QC/OP Ash
- 3052 QC/OP Ribbon Sapele

Wood Group 3

- 3832 QC/OP Figured Anegre
- 3842 QC/OP Figured Makore

Tip: Full-fill finish is not available on Premium veneers as a standard. Because no stain is used in the clear-coat process, the natural color and grain variations in the wood will be visible. A sign-off sheet, that shows the potential range of variation, will be required prior to orders being accepted for all Premium veneers. The sign-off sheet is available through Steelcase AdStock.

Natural Veneer

Natural veneer is available in the Select Surfaces offering. Natural veneer may have extended leadtimes. Place your order as you normally would for any other finish, calling out the appropriate finish code.

The following finishes are available through the natural veneer offering:

Flat-cut open-pore finish choices

Wood Group 1

- 3342 FC/OP Black Walnut
- 35A2 FC/OP Blanch Maple
- 37A2 FC/OP Thunder Walnut

Wood Group 3

- 3082 FC/OP Washed Walnut

Flat-cut full-fill finish choices

Wood Group 1

- 3734 FC/FF Black Walnut

Wood Group 3

- 3084 FC/FF Washed Walnut

Quarter-cut open-pore finish choices

Wood Group 1

- 32A2 QC/OP Blanch Maple
- 33A2 QC/OP Thunder Walnut
- 3392 QC/OP Black Walnut

Quarter-cut full-fill finish choices

Wood Group 1

- 3394 QC/FF Black Walnut

Rift-cut open-pore finish choices

Wood Group 1

- 36A2 RC/OP Volcanic Oak

Surface Materials, continued

Custom Surfaces

Customiz stain is a service that allows you to create your own stain colors and finishes on standard veneer. Customiz stain color is available on all product lines that offer wood veneer.

A \$500 stain-matching fee applies on CUSTOMIZ requests (Exception: The \$500 fee does not apply on matches to Coalesse standard finishes or for a low-gloss finish request on a standard color). The \$500 fee covers the cost of formulating the Customiz color finish and applies regardless of whether or not an order for product is placed.

In addition, an approval form must be signed to indicate customer acceptance of Customiz match. A \$1,500 initiation fee will be charged prior to first order entry. This initiation fee activates the finish for unlimited use on any Steelcase product for an 18 month time period. After the 18 month time period has lapsed, the Customiz finish may be reactivated for another 18 months for a \$1,000 fee at any point within five years after the \$1,500 initiation fee was paid. If the finish is not reactivated within five years after the \$1,500 initiation fee was paid, the finish will be culled and the customer will need to pay the \$1,500 initiation fee again. All style number related Customiz charges products are no cost as of April 2014. The matching and initiation fees are not discountable.

Customiz stain takes 10 days to formulate. Consult the *Surface Materials Reference Manual* for more information. Custom veneers are also available and must be quoted by Steelcase specials group. Customiz stain on custom veneers takes 2 to 4 weeks to formulate.

Requirements and information on ordering a Customiz stain color are found in the *Surface Materials Reference Manual*.

Plastic

Steelcase Surfaces

Applies to:

- 3 mm edge profile on Universal Systems worksurfaces and tables with High-Pressure Laminate
- 6000 Black
- 6001 Coffee
- 6009 Arctic White
- 6034 Natural Cherry
- 6036 Medium Cherry
- 6037 Winter on Maple
- 6038 Blonde on Maple
- 6041 Natural Walnut
- 6045 Medium Mahogany on Walnut

- 6052 Milk
- 6053 Seagull
- 6225 Merle
- 6231 Graphite Walnut
- 6234 Clear Cherry
- 6237 Clear Maple
- 6242 Virginia Walnut
- 6243 Blackwood
- 6245 Clear Walnut
- 6246 Warm Oak
- 6249 Platinum Solid
- 6615 Grey V5
- 6619 Ice
- 6631 Cream
- 6635 Dawn
- 6636 Mist
- 6654 Sand
- 6655 Warm White
- 6676 Marbled Maple
- 6677 Chocolate Walnut
- 6678 Marbled Cherry
- 6694 Slate
- 6695 Midnight
- 6697 Fog
- 6698 Fieldstone
- 6703 Ash Wenge
- 6704 Storm Wenge
- 6705 Bisque Wenge
- 6706 Clay Wenge
- 6707 Ash Noce
- 6708 Bisque Noce
- 6709 Clay Noce
- 6710 Storm Noce

Select Surfaces

- 6T02 Fawn Cypress
- 6T03 Weathered Char
- 6T04 Saddle Oak
- 6T05 Veranda Teak
- 6T06 Persian Cherry
- 6T07 Walnut Heights
- 6T08 Aggregate
- 6T09 Gravel
- 6T10 Cement
- 6T12 Sheetrock

Applies to:

- P-edge and 1 mm profile on Universal Systems Worksurfaces and tables with High-Pressure Laminate
- 6000 Black
- 6001 Coffee
- 6009 Arctic White
- 6052 Milk
- 6053 Seagull
- 6249 Platinum Solid
- 6612 Grey V2
- 6615 Grey V5
- 6654 Sand
- 6694 Slate
- 6695 Midnight
- 6697 Fog
- 6698 Fieldstone

Tip: Light color plastic edges are susceptible to degradation due to normal wear and tear. Staining (e.g. ball point pen) and dirt effects are more pronounced in light colors and are not considered defects.

Applies to:

- Receptacles
- Modular infeed cover
- Internode power outfeed
- Beltway power outfeed
- Modular infeed cover
- Convenience communication outlet housing
- 6000 Black
- 6009 Arctic White
- 6249 Platinum Solid
- 6625 Translucent
- 6651 Tungsten
- 6652 Titanium
- 6653 Solar Black
- 6654 Vanadium
- 6681 Grotto

Tip: Plastic components may not be available in all colors above.

Metal

Steelcase Surfaces

Applies to:

- Cabby legs
- Elliptical leg
- Universal lateral files with c:scape pulls
- 9201 Polished Chrome

Applies to:

- 2½" round grommet
- 9201 Polished Chrome
- 9211 Nickel

Vertical Surface Fabric

▶ See *Surface Materials Reference Manual* for a listing of available fabrics for Divisio side screen.

Applies to:

- Knit screens
- B902 Soft White
- B903 Fog
- B904 Sand

Select Surfaces

For information on products within Select Surfaces, including accent paints, Signature plastics, and fabrics from Designtex and Pollack, please refer to the *Surface Materials Reference Manual* or visit steelcase.com/surface-materials under the Select Surfaces section.

Custom Surfaces

Price Group COM (Customer's Own Material)

Fabric Approval and Yardage

To confirm whether a particular COM material has already been tested for use on a specific Steelcase product or to determine actual yardage requirements:

- Visit www.steelcase.com

For additional information regarding Customer's Own Material, call 1.888.

STEELCASE or send an email to lineone@steelcase.com.

▶ See *Surface Materials Reference Manual* for a listing of available seating upholstery colors.

Paint Color Availability Matrix

Legend

- = Not Available
- = Available
- = Available with exceptions

	Paint Price Group 1 (Smooth)										Paint Price Group 1 (Textured)										Paint Price Group 2 (Metallic)										Accessory Paint	
	4242 Milk										7207 Black										4728 Nickel Metallic										4140 Arctic White Gloss	4144 Black Gloss
	7225 Sand	7236 Fog	7237 Slate	7238 Fieldstone	7239 Midnight	7241 Arctic White	7243 Seagull	7250 Sterling Dark Solid	7278 Dark Bronze	7360 Merle	4743 Mineral Metallic	4744 Pearl Metallic	4750 Champagne Metallic	4752 Steel Metallic	4788 Gold Dust Metallic	4798 Sterling Metallic	4799 Platinum Metallic	4803 Near Black Metallic	7245 Carbon Metallic	7246 Midnight Metallic												
Bases, Legs, and Columns																																
Post legs, double post C-Legs, and columns	■	■	■	■	■	■	■	■	■	■	■	■	■	■	■	■	■	■	■	■	■	■	•	•								
Cabby legs	•	■	■	•	•	■	•	•	■	•	•	■	•	•	■	■	□	•	•	•	■	■	□	□								
Adjustable-height legs	•	■	■	•	•	■	•	•	■	•	•	■	•	•	■	■	□	•	•	•	■	■	□	□								
Elliptical legs	•	•	■	•	•	■	•	•	■	•	•	■	•	•	■	■	•	•	•	•	■	■	•	•								
Universal table bases	■	■	■	■	■	■	■	■	■	■	■	■	■	■	■	■	■	■	■	■	■	■	■	■								
FrameOne legs and supports	■	■	■	■	■	■	■	■	■	■	■	■	■	■	■	■	■	■	■	■	■	■	■	■								

Paint Price Group 3 (Lux Coatings)										
										4B20 Obsidian
										4B22 Matte Brass
										4B23 Burnished Bronze
										4B24 Night Bronze
										4B25 Matte Copper
										4B26 Smoked Mica
										4B27 Blue Steel
										4B28 Silver Lilac
										4B29 Cast Iron
										4B30 Bright Gold

Recommended Worksurface Edge Finishes

Recommended Edge Colors for Universal Worksurfaces—Laminate

Edges

The recommended edge color will compliment the laminate color you specify. Edge color is specified separately.

Laminate Color	Recommended 3 mm Edge Color	Recommended P-Edge Color
Fiber Laminate		
2850 Vanadium Fiber	6654 Sand	6697 Fog
2851 Rhyme Fiber	6631 Cream	6654 Sand
2852 Tungsten Fiber	6636 Mist	6654 Sand
2854 Vellum Fiber	6655 Warm White	6697 Fog
2859 Novell Fiber	6001 Coffee	6697 Fog
2860 Granite Fiber	6000 Black	6000 Black
2861 Coconut Fiber	6654 Sand	6654 Sand
2862 Stucco Fiber	6053 Seagull	6053 Seagull
Micro Laminate		
2920 Marl Micro	6053 Seagull	6053 Seagull
2921 Gypsum Micro	6654 Sand	6654 Sand
2922 Clay Micro	6654 Sand	6654 Sand
2923 Shadow Micro	6249 Platinum Solid	6249 Platinum Solid
Patina Laminate		
2870 Blonde Bronze Patina	6654 Sand	6654 Sand
2871 Blackened Bronze Patina	6615 Grey V5	6000 Black
2873 Instant Iron Patina	6615 Grey V5	6000 Black
Solid Laminate		
2722 Cream	6631 Cream	6654 Sand
2730 Arctic White	6009 Arctic White	6009 Arctic White
2746 Black	6000 Black	6000 Black
2759 Warm White	6655 Warm White	6654 Sand
2811 Mist	6636 Mist	6697 Fog
2883 Seagull	6053 Seagull	6053 Seagull
2884 Milk	6052 Milk	6052 Milk
2885 Dune	6654 Sand	6654 Sand
2HMG Merle	6527 Merle	6527 Merle
Speckle Laminate		
2820 Coffee Speckle	6631 Cream	6654 Sand
2822 Woodrose Speckle	6635 Dawn	6000 Black
2823 Driftwood Speckle	6631 Cream	6000 Black
2824 Smoke Speckle	6636 Mist	6654 Sand
2825 Vanadium Speckle	6619 Ice	6697 Fog
Woodgrain Laminate		
2406 Clear Cherry	6234 Clear Cherry	6000 Black
2409 Clear Maple	6237 Clear Maple	6654 Sand
2410 Graphite Walnut	6231 Graphite Walnut	6000 Black
2412 Natural Cherry	6034 Natural Cherry	6000 Black
2422 Medium Cherry	6036 Medium Cherry	6000 Black
2511 Winter on Maple	6037 Winter on Maple	6654 Sand
2538 Clear Walnut	6245 Clear Walnut	6000 Black
2539 Warm Oak	6246 Warm Oak	6654 Sand
2592 Blonde on Maple	6038 Blonde on Maple	6654 Sand
2714 Natural Walnut	6041 Natural Walnut	6000 Black
2772 Medium Mahogany on Walnut	6045 Medium Mahogany on Walnut	6000 Black
2HAK Clear Oak	6219 Clear Oak	6654 Sand
2HAN Ash Noce	6707 Ash Noce	6654 Sand
2HAT Acacia	6213 Acacia	6559 Warm White Solid
2HAW Ash Wenge	6703 Ash Wenge	6654 Sand
2HCN Clay Noce	6709 Clay Noce	6612 Grey V2
2HCW Clay Wenge	6706 Clay Wenge	6612 Grey V2
2HBN Bisque Noce	6708 Bisque Noce	6631 Cream
2HBW Bisque Wenge	6705 Bisque Wenge	6631 Cream
2HSN Storm Noce	6710 Storm Noce	6615 Grey V5
2HSW Storm Wenge	6704 Storm Wenge	6615 Grey V5

Recommended Edge Colors for Universal Products—High-Pressure Laminate (continued)

Edges

The recommended edge color will complement the laminate color you specify. Edge color is specified separately.

Laminate Color	Recommended 3 mm or 1 mm Edge Color	Recommended P-Edge Color
-----------------------	--	-------------------------------------

turnstone laminate Collection


2535 Virginia Walnut	6242 Virginia Walnut	6000 Black
2536 Blackwood	6243 Blackwood	6000 Black
2612 Marbled Maple	6676 Marbled Maple	6000 Black
2614 Chocolate Walnut	6677 Chocolate Walnut	6000 Black
2615 Marbled Cherry	6678 Marbled Cherry	6000 Black

*A selection of laminates and edge bands in this collection are available on Steelcase brand products. This collection is available with standard leadtimes and supported like standard laminates to help make ordering easy.

Directional Laminate Grain Directions

Directional laminates are standard with the grain directions shown.

Universal Systems Worksurfaces—High-Pressure Laminate



Universal Tables—High-Pressure Laminate



Straight
Table



Transition
Table



Corner, 120°
Table



Capsule
Table




Spanner
Table



Peninsula
Table



Tapered Peninsula
Table



Bubble Jetty
Table



Round
Table



Square
Table



Rectangle
Table

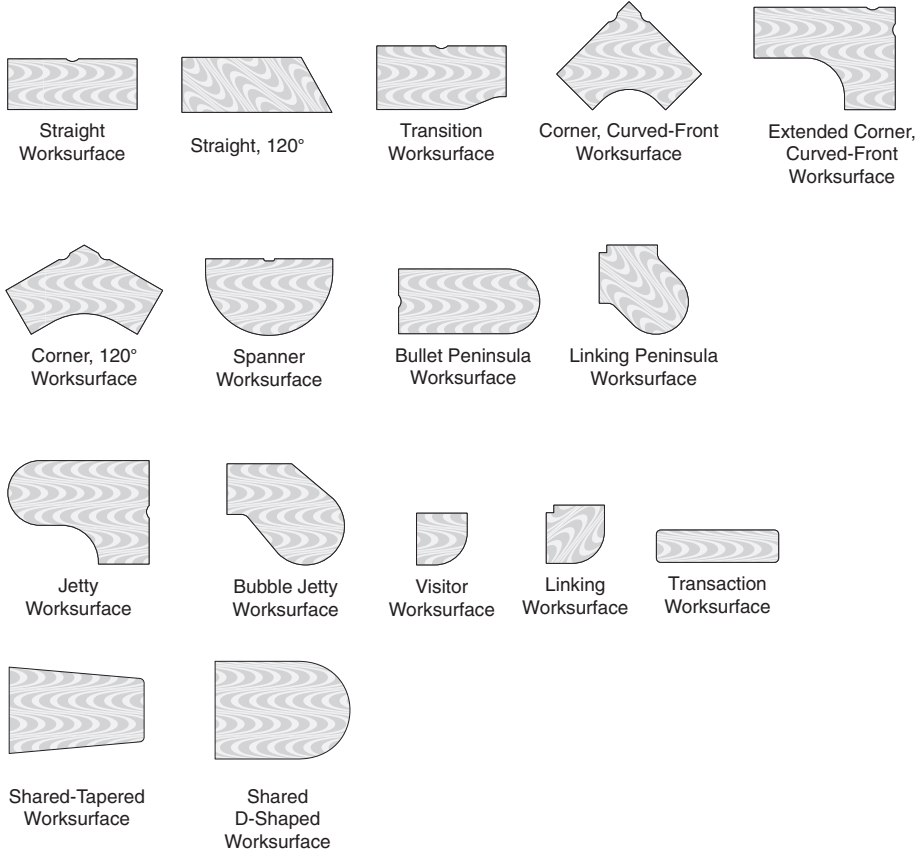


Tethered Capsule
Table

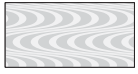
Woodgrain Directions

The appearance of wood veneer may change slightly depending on the angle from which it is viewed. This natural phenomenon is called polarization, and it can be seen on natural veneer. Polarization is often noticed on work-surfaces installed at a 90-degree angle with each other. Please refer to the following illustrations for an understanding of grain direction on your installation.

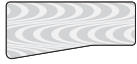
Universal Systems Worksurfaces—Wood Veneer



Universal Tables—Wood Veneer



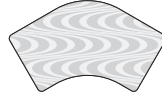
Straight Table




Transition Table



Corner, Straight-Front Table



Corner, 120° Table



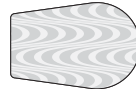
Capsule Table



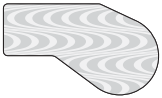
Spanner Table



Peninsula Table



Tapered Peninsula Table



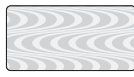
Bubble Jetty Table



Round Table



Square Table



Rectangle Table



Tethered Capsule Table

Resources

Style Number Index

562

Style Number Index

Style Number	Page	Description
32WCP	545	Wire Guide Clip
800RW	240	Rail
877102002SR	259	Master Lock Tool
877102003SR	259	Standard Lock Tool
98765	544	Termination Plate
98766	544	Cable/Fiber Reel
98767	545	Cord Reels
98768	545	Cable Storage Tray
98863	217	Dx Cable Grom
999CHT	545	Wire Clips
ASHC1921X1	485	Plastic Drawer
AWAG2	542	Round Grommet
AWVBC	542	Power/Data Box
AWVBD	542	Power/Power Box
AWVBP	542	Data/Data Box
AWVW	546	Wire Mgr
BADJ	514	U Tbl Adj-Hgt Leg
BADJ4	514	U Tbl Adj-Hgt Leg
BADJ4C	514	U Tbl Adj-Hgt Leg
BADJ4M	514	U Tbl Adj-Hgt Leg
BADJC	514	U Tbl Adj-Hgt Leg
BCAB	511	U Tbl Cabby Leg
BCAB4	511	U Tbl Cabby Leg
BCAB4C	511	U Tbl Cabby Leg
BCAB4M	511	U Tbl Cabby Leg
BCABC	511	U Tbl Cabby Leg
BCL	513	U Tbl Dbl Post C-Leg
BDS54	245	Slim Storage
BDS66	245	Slim Storage
BDTD54	245	Shared Tall Storage
BDTD54ANL	244	Shared Tall Storage
BDTD66	245	Shared Tall Storage
BDTD66ANL	244	Shared Tall Storage
BDTD78ANL	244	Shared Tall Storage
BDTS54	245	Individual Tall Storage
BDTS54ANL	244	Individual Tall Storage
BDTS66	245	Individual Tall Storage
BDTS66ANL	244	Individual Tall Storage
BDTS78ANL	244	Individual Tall Storage
BEL2142	507	U Tbl Oval
BEL25	512	U Tbl Elliptical Leg
BEL27	512	U Tbl Elliptical Leg
BEL3042	507	U Tbl Oval
BEL3060	507	Univ Tbl Oval
BEL3648	507	U Tbl Oval
BEL3672	507	U Tbl Oval
BEL4278	507	U Tbl Oval
BEL4896	507	U Tbl Oval
BFB223636	498	U Tbl Cnr, 120°
BFB224242	498	U Tbl Cnr, 120°
BFB224848	498	U Tbl Cnr, 120°
BFB334242	498	U Tbl Cnr, 120°
BFB334848	498	U Tbl Cnr, 120°
BFFF661	509	Univ FS Tethered Capsule Table
BFFF721	509	Univ FS Tethered Capsule Table

Style Number	Page	Description
BFFF841	509	Univ FS Tethered Capsule Table
BFFF961	509	Univ FS Tethered Capsule Table
BFFF962	509	Univ FS Tethered Capsule Table
BFJ2472L	503	U Tbl Bubl Jetty
BFJ2472R	503	U Tbl Bubl Jetty
BFJ2478L	503	Univ Tbl Bubl Jetty
BFJ2478R	503	U Tbl Bubl Jetty
BFJ3072L	503	U Tbl Bubl Jetty
BFJ3072R	503	U Tbl Bubl Jetty
BFJ3078L	503	Univ Tbl Bubl Jetty
BFJ3078R	503	U Tbl Bubl Jetty
BFK2448	499	U Tbl Capsule
BFK3060	499	U Tbl Capsule
BFK3672	499	U Tbl Capsule
BFK4284	499	U Tbl Capsule
BFK4896	499	U Tbl Capsule
BFP2736	501	U Tbl Pnsl
BFR30	504	U Tbl Round
BFR36	504	U Tbl Round
BFR42	504	U Tbl Round
BFR48	504	U Tbl Round
BFR54	504	U Tbl Round
BFRQ24	505	U Tbl Square
BFRQ30	505	Univ Tbl Square
BFRQ36	505	U Tbl Square
BFRQ42	505	U Tbl Square
BFRQ48	505	U Tbl Square
BFRQ54	505	U Tbl Square
BFRR3660	506	U Tbl Rectangle
BFRR3666	506	U Tbl Rectangle
BFRR3672	506	U Tbl Rectangle
BFRR4284	506	U Tbl Rectangle
BFRR4896	506	U Tbl Rectangle
BFS2430	495	U Tbl Str
BFS2436	495	U Tbl Str
BFS2442	495	Univ Tbl Str
BFS2448	495	U Tbl Str
BFS2454	495	U Tbl Str
BFS2460	495	U Tbl Str
BFS2466	495	U Tbl Str
BFS2472	495	U Tbl Str
BFS2478	495	U Tbl Str
BFS3036	495	U Tbl Str
BFS3042	495	U Tbl Str
BFS3048	495	U Tbl Str
BFS3054	495	U Tbl Str
BFS3060	495	U Tbl Str
BFS3066	495	U Tbl Str
BFS3072	495	U Tbl Str
BFS3078	495	U Tbl Str
BFSP48	500	U Tbl Spnr
BFSP52	500	U Tbl Spnr
BFSP60	500	U Tbl Spnr
BFSP64	500	U Tbl Spnr
BFTP48	502	U Tbl Taprd Pnsl

Style Number	Page	Description	Style Number	Page	Description
BFTP60	502	U Tbl Taprd Pnsl	CQVM	211, 325	Junc. Box Fceplt Mod
BHEX3660	508	Univ Tbl Hex Conf	DALK24	524	Knit Screen
BHEX3666	508	U Tbl Hex Conf	DALK30	524	Knit Screen
BHEX3672	508	U Tbl Hex Conf	DALK36	524	Knit Screen
BHEX4296	508	U Tbl Hex Conf	DALK42	524	Knit Screen
BHEX48120	508	U Tbl Hex Conf	DAVC	543	Cable Riser
BHEX48150	508	U Tbl Hex Conf	DAVCE	543	Cable Riser Extn
BHEX48180	508	U Tbl Hex Conf	DSCLAMP	525	Pair of Attchmt Clamp
BNCAB	511	U Tbl Cabby Leg	DVSS2912	524	Divisio Side Screen
BNCAB4	511	U Tbl Cabby Leg	GFUBFM6X	530	Internode Power Feed, 4-Circuit
BNCAB4C	511	U Tbl Cabby Leg	GFUBFM6Y	530	Internode Power Feed, 4-Circuit
BNCAB4M	511	U Tbl Cabby Leg	GFUBFM6Z	530	Internode Power Feed, 3-Circuit
BNCABC	511	U Tbl Cabby Leg	GFUCCM	538	Cord and Cable Mg
BNPL	513	U Tbl Post Leg	GFUCH	536	Convenience Comm Housing
BNPL4	513	U Tbl Post Leg	GFUCMC	538	Internode Harness Clip
BNPL4C	513	U Tbl Post Leg	GFUFFH12X	528	Floor Power Infeed
BNPL4M	513	U Tbl Pkg Four	GFUFFH12Y	528	Floor Power Infeed
BNPLC	513	U Tbl Post Leg	GFUFFH12Z	528	Floor Power Infeed
BPSSB	539	Slatwall Attch Brkt	GFUFFH6X	528	Floor Power Infeed
BPSSWPL	539	Pwr & Data Stp w/Crd	GFUFFH6Y	528	Floor Power Infeed
BPDSWB	539	WS Attachment Brkt	GFUFFH6Z	528	Floor Power Infeed
BPDSWSPL	539	Power and Data Strip	GFUMB	538	Mounting Bracket
BPL	513	U Tbl Post Leg	GFUPMBX	531	Power Module
BPL4	513	U Tbl Post Leg	GFUPMBXNYC	531	Power Module
BPL4C	513	U Tbl Post Leg	GFUPMBY	531	Power Module
BPL4M	513	U Tbl Pkg Four	GFUPMBYNYC	531	Power Module
BPLC	513	U Tbl Post Leg	GFUPMBZ	531	Power Module
BT26	510	Univ Tbl Base	GFUPMBZNYC	531	Internode Power Module
BT36	510	Univ Tbl Base	GFUPMX	531	Power Module
BTTB	514	UN FS Tether Bracket	GFUPMXNYC	531	Power Module
BX26	510	U Tbl Base	GFUPMY	531	Power Module
BX36	510	U Tbl Base	GFUPMYNYC	531	Power Module
BXP36	203	X-Post w/Large Base	GFUPMZ	531	Power Module
BXPS36	203	X-Post w/Small Base	GFUPMZNYC	531	Internode Power Module
BYP36	203	Y-Post w/Large Base	GFUSCM	536	Comm Module
BYPS36	203	Y-Post w/Small Base	GFUT1G72X	535	Convenience Tri-Receptacle
BZC243060	497	U Tbl Trans	GFUT1G72Y	535	Convenience Tri-Receptacle
BZC243066	497	U Tbl Trans	GFUT1G72Z	535	Convenience Tri-Receptacle
BZC243072	497	U Tbl Trans	GFUT1S72X	535	Convenience Tri-Receptacle
BZC243078	497	U Tbl Trans	GFUT1S72Y	535	Convenience Tri-Receptacle
BZC302460	497	U Tbl Trans	GFUT1S72Z	535	Convenience Tri-Receptacle
BZC302466	497	U Tbl Trans	GFUT2G72X	535	Convenience Tri-Receptacle
BZC302472	497	U Tbl Trans	GFUT2G72Y	535	Convenience Tri-Receptacle
BZC302478	497	U Tbl Trans	GFUT2G72Z	535	Convenience Tri-Receptacle
BZC303660	497	U Tbl Trans	GFUT2S72X	535	Convenience Tri-Receptacle
BZC303666	497	U Tbl Trans	GFUT2S72Y	535	Convenience Tri-Receptacle
BZC303672	497	U Tbl Trans	GFUT2S72Z	535	Convenience Tri-Receptacle
BZC303678	497	U Tbl Trans	GFUT3G72X	535	Convenience Tri-Receptacle
BZC363060	497	U Tbl Trans	GFUT3G72Y	535	Convenience Tri-Receptacle
BZC363066	497	U Tbl Trans	GFUT3G72Z	535	Convenience Tri-Receptacle
BZC363072	497	U Tbl Trans	GFUT3S72X	535	Convenience Tri-Receptacle
BZC363078	497	U Tbl Trans	GFUT3S72Y	535	Convenience Tri-Receptacle
CBRKTS	63, 127, 280	Flr Anchor Bracket	GFUT3S72Z	535	Convenience Tri-Receptacle
CFENCLC	202	Fence Connector	GFUT4G72X	535	Convenience Tri-Receptacle
CFENCERC	202	Fence Connector	GFUT4G72Y	535	Convenience Tri-Receptacle

Style Number Index, continued

Style Number	Page	Description
GFUT4S72X	535	Convenience Tri-Receptacle
GFUT4S72Y	535	Convenience Tri-Receptacle
GFUTMB	537	Mounting Bracket
GFUTMC	537	Clamp Kit
GFUTP96	536	Cnvc Tri-Receptacle
GSGUBCX	531	Connector
GSGUBCY	531	Connector
GSGUBCZ	531	Internode Connector
GSGUFC	529	Mdlr Infeed Cover
GSGUFMH12X	529	Internode Infeed
GSGUFMH12Y	529	Internode Infeed
GSGUFMH12Z	529	Internode Infeed
GSGUFMH24X	529	Internode Infeed
GSGUFMH24Y	529	Internode Infeed
GSGUFMH24Z	529	Internode Infeed
GSGUFMM12X	529	Internode Infeed
GSGUFMM12Y	529	Internode Infeed
GSGUFMM12Z	529	Internode Infeed
GSGUFMM24X	529	Internode Infeed
GSGUFMM24Y	529	Internode Infeed
GSGUFMM24Z	529	Internode Infeed
GSGUH100X	532	Internode Harness
GSGUH100Y	533	Internode Harness
GSGUH100Z	533	Internode Harness
GSGUH120X	532	Internode Harness
GSGUH120Y	533	Internode Harness
GSGUH120Z	533	Internode Harness
GSGUH12X	532	Internode Harness
GSGUH12Y	532	Internode Harness
GSGUH12Z	533	Internode Harness
GSGUH144X	532	Internode Harness
GSGUH144Y	533	Internode Harness
GSGUH144Z	533	Internode Harness
GSGUH22X	532	Internode Harness
GSGUH22Y	532	Internode Harness
GSGUH22Z	533	Internode Harness
GSGUH28X	532	Internode Harness
GSGUH28Y	532	Internode Harness
GSGUH28Z	533	Internode Harness
GSGUH32X	532	Internode Harness
GSGUH32Y	532	Internode Harness
GSGUH32Z	533	Internode Harness
GSGUH38X	532	Internode Harness
GSGUH38Y	532	Internode Harness
GSGUH38Z	533	Internode Harness
GSGUH44X	532	Internode Harness
GSGUH44Y	532	Internode Harness
GSGUH44Z	533	Internode Harness
GSGUH50X	532	Internode Harness
GSGUH50Y	533	Internode Harness
GSGUH50Z	533	Internode Harness
GSGUH54X	532	Internode Harness
GSGUH54Y	533	Internode Harness
GSGUH54Z	533	Internode Harness
GSGUH64X	532	Internode Harness

Style Number	Page	Description
GSGUH64Y	533	Internode Harness
GSGUH64Z	533	Internode Harness
GSGUH76X	532	Internode Harness
GSGUH76Y	533	Internode Harness
GSGUH76Z	533	Internode Harness
GSGUH88X	532	Internode Harness
GSGUH88Y	533	Internode Harness
GSGUH88Z	533	Internode Harness
GSGUHCX	532	Harness Connector
GSGUHCY	533	Internode Connector
GSGUHCZ	533	Internode Connector
GSGUHHX	532	Internode Harness
GSGUHHY	533	Internode Harness
GSGUHHZ	533	Internode Harness
GSGUHSX	532	Modular Harness
GSGUHSY	533	Modular Harness
GSGUHSZ	533	Modular Harness
GSGUR1SGX	534	Internode Receptacle
GSGUR1SGY	534	Internode Receptacle
GSGUR1SGZ	534	Internode Receptacle
GSGUR1SSX	534	Internode Receptacle
GSGUR1SSY	534	Internode Receptacle
GSGUR1SSZ	534	Internode Receptacle
GSGUR1TGX	534	Internode Receptacle
GSGUR1TGY	534	Internode Receptacle
GSGUR1TGZ	534	Internode Receptacle
GSGUR1TSX	534	Internode Receptacle
GSGUR1TSY	534	Internode Receptacle
GSGUR1TSZ	534	Internode Receptacle
GSGUR2SGX	534	Internode Receptacle
GSGUR2SGY	534	Internode Receptacle
GSGUR2SGZ	534	Internode Receptacle
GSGUR2SSX	534	Internode Receptacle
GSGUR2SSY	534	Internode Receptacle
GSGUR2SSZ	534	Internode Receptacle
GSGUR2TGX	534	Internode Receptacle
GSGUR2TGY	534	Internode Receptacle
GSGUR2TGZ	534	Internode Receptacle
GSGUR2TSX	534	Internode Receptacle
GSGUR2TSY	534	Internode Receptacle
GSGUR2TSZ	534	Internode Receptacle
GSGUR3SGX	534	Internode Receptacle
GSGUR3SGY	534	Internode Receptacle
GSGUR3SGZ	534	Internode Receptacle
GSGUR3SSX	534	Internode Receptacle
GSGUR3SSY	534	Internode Receptacle
GSGUR3SSZ	534	Internode Receptacle
GSGUR3TGX	534	Internode Receptacle
GSGUR3TGY	534	Internode Receptacle
GSGUR3TGZ	534	Internode Receptacle
GSGUR3TSX	534	Internode Receptacle
GSGUR3TSY	534	Internode Receptacle
GSGUR3TSZ	534	Internode Receptacle
GSGUR4SGX	534	Internode Receptacle
GSGUR4SGY	534	Internode Receptacle

Style Number	Page	Description	Style Number	Page	Description
GSGUR4SSX	534	Internode Receptacle	TS71224TSMB	191	Mb Tech Skin
GSGUR4SSY	534	Internode Receptacle	TS71224TSS	189	Stl Tech Skin
GSGUR4TGX	534	Internode Receptacle	TS71224TSSW	190	Slatwall Tech Skin
GSGUR4TGY	534	Internode Receptacle	TS71224WS	172	Wood Skin
GSGUR4TSX	534	Internode Receptacle	TS71230DPW	195	Dbl-Pane Glass Win
GSGUR4TSY	534	Internode Receptacle	TS71230GS	184	Back Ptd Glass Skin
HSCB	452	Mounting Bracket Package	TS71230HS	162	Steel Pnl Skin
HSOCB	452	Mounting Bracket Package	TS71230LS	169	Lam Skin
LOCK9201FR	259	Lock Cylinder	TS71230LTSMB	191	Mk Tech Skin, LH Co
LOCK9201XF	259	Lock Cylinder	TS71230LTSS	189	Stl Tech Skin, LH Co
LOCK9250FR	259	Lock Cylinder	TS71230LTSSW	190	Sw Tech Skin, LH Co
LOCK9250XF	259	Lock Cylinder	TS71230MB	165	Mb Skin
PAB12	240, 333	Attachment Cable	TS71230MBS	164	Mb Surf Steel Skin
PAB12M	240	Attachment Cable	TS71230PTS	150	Pnl Top Screen
PTDMGB1	540	Power Sphere	TS71230RTSMB	191	Mb Tech Skin, RH Co
PTDMGB2	540	Power Sphere	TS71230RTSS	189	St Tech Skin, RH Co
PTDMGB3	540	Pwr Comm Sphere	TS71230RTSSW	190	Sw Tech Skin, RH Co
PTDMGB4	540	Pwr Comm Sphere	TS71230SBP	168	Sw Skin Brace Pkg
PTDMGB5	541	Comm Sphere	TS71230SCW	196	Sgl-Pane Gls Win Kit
PTRSGB1	541	Power Comm Port	TS71230SFG	149	Frameless Gls Screen
R30MBB	240	Flexible Mb Surf	TS71230SPTS	150	Pnl Top Screen
R36MBB	240	Flexible Mb Surf	TS71230SPW	194	Sgl-Pane Glass Win
R42MBB	240	Flexible Mb Surf	TS71230SW	167	Slatwall Skin
R48MBB	240	Flexible Mb Surf	TS71230TA	158	F-Cvrd Pnl Skin
RPCW	485	U Ped Counterwght	TS71230TFG	89	Frameless Glass
TS5LEGCLP	546	Und WS Wire Clips	TS71230TFGR	87	Frameless Glass
TS5SKEXT	544	Und WS Skel Wr Mgr	TS71230TK	158	F-Cvrd Pnl Skin
TS5SKLBNE	544	Und WS Skel Wr Mgr	TS71230TSMB	191	Mb Tech Skin
TS7120JB3	80, 285	120° Jct Block	TS71230TSS	189	Stl Tech Skin
TS7120JB4	80, 285	120° Jct Block	TS71230TSSW	190	Slatwall Tech Skin
TS7120JB5	80, 285	120° Jct Block	TS71230WS	172	Wood Skin
TS7120JC	81	120° Jct Cap	TS71236DPW	195	Dbl-Pane Glass Win
TS7120JCW	81	120° Jct Cap	TS71236GS	184	Back Ptd Glass Skin
TS7120VA4	81	120° to V Trim Aligner	TS71236HS	162	Steel Pnl Skin
TS71218GS	184	Back Ptd Glass Skin	TS71236LS	169	Lam Skin
TS71218HS	162	Steel Pnl Skin	TS71236LTSMB	191	MB Tech Skin, LH Co
TS71218MB	165	MB Surf Pnl Bldp	TS71236LTSS	189	Stl Tech Skin, LH Co
TS71218TA	158	F-Cvrd Pnl Skin	TS71236LTSSW	190	SW Tech Skin, LH Co
TS71218TK	158	F-Cvrd Pnl Skin	TS71236MB	165	Mb Skin
TS71224DPW	195	Dbl-Pane Glass Win	TS71236MBS	164	MB Surf for Steel Skin
TS71224GS	184	Back Ptd Glass Skin	TS71236PTS	150	Pnl Top Screen
TS71224HS	162	Steel Pnl Skin	TS71236RTSMB	191	MB Tech Skin, RH Co
TS71224LS	169	Lam Skin	TS71236RTSS	189	Stl Tech Skin, RH Co
TS71224MB	165	Mb Skin	TS71236RTSSW	190	SW Tech Skin, RH Co
TS71224MBS	164	Mb Surf Steel Skin	TS71236SBP	168	SW Skin Brace Pkg
TS71224SBP	168	Slatwall Skin Brc Pkg	TS71236SCW	196	Sgl-Pane Gls Win Kit
TS71224SCW	196	Sgl-Pane Gls Win Kit	TS71236SFG	149	Frameless Gls Screen
TS71224SFG	149	Frameless Gls Screen	TS71236SPTS	150	Pnl Top Screen
TS71224SPTS	150	Pnl Top Screen	TS71236SPW	194	Sgl-Pane Glass Win
TS71224SPW	194	Sgl-Pane Glass Win	TS71236SW	167	Slatwall Skin
TS71224SW	167	Slatwall Skin	TS71236TA	158	F-Cvrd Pnl Skin
TS71224TA	158	F-Cvrd Pnl Skin	TS71236TFG	89	Frameless Glass
TS71224TFG	89	Frameless Glass	TS71236TFGR	87	Frameless Glass
TS71224TFGR	87	Frameless Glass	TS71236TK	158	F-Cvrd Pnl Skin
TS71224TK	158	F-Cvrd Pnl Skin	TS71236TSMB	191	Mb Tech Skin

Style Number Index, continued

Style Number	Page	Description
TS71236TSS	189	Stl Tech Skin
TS71236TSSW	190	Slatwall Tech Skin
TS71236WS	172	Wood Skin
TS71242DPW	195	Dbl-Pane Gls Win
TS71242GS	184	Back Ptd Gls Skin
TS71242HS	162	Steel Pnl Skin
TS71242LS	169	Lam Skin
TS71242LTSMB	191	MB Tech Skin, LH Co
TS71242LTSS	189	Stl Tech Skin, LH Co
TS71242LTSSW	190	SW Tech Skin, LH Co
TS71242MB	165	Mb Skin
TS71242MBS	164	MB Surf for Stl Skin
TS71242PTS	150	Pnl Top Screen
TS71242RTSMB	191	MB Tech Skin, RH Co
TS71242RTSS	189	Stl Tech Skin, RH Co
TS71242RTSSW	190	SW Tech Skin, RH Co
TS71242SBP	168	SW Skin Brace Pkg
TS71242SCW	196	Sgl-Pane Gls Win Kit
TS71242SFG	149	Frameless Gls Screen
TS71242SPTS	150	Pnl Top Screen
TS71242SPW	194	Sgl-Pane Glass Win
TS71242SW	167	Slatwall Skin
TS71242TA	158	F-Cvrd Pnl Skin
TS71242TFG	89	Frameless Glass
TS71242TFGR	87	Frameless Glass
TS71242TK	158	F-Cvrd Pnl Skin
TS71242TSMB	191	Mb Tech Skin
TS71242TSS	189	Stl Tech Skin
TS71242TSSW	190	Slatwall Tech Skin
TS71242WS	172	Wood Skin
TS71248DPW	195	Dbl-Pane Gls Win
TS71248GS	184	Back Ptd Gls Skin
TS71248HS	162	Steel Pnl Skin
TS71248LS	169	Lam Skin
TS71248LTSMB	191	MB Tech Skin, LH Co
TS71248LTSS	189	Stl Tech Skin, LH Co
TS71248LTSSW	190	SW Tech Skin, LH Co
TS71248MB	165	Mb Skin
TS71248MBS	164	MB Surf for Stl Skin
TS71248PTS	150	Pnl Top Screen
TS71248RTSMB	191	MB Tech Skin, RH Co
TS71248RTSS	189	Stl Tech Skin, RH Co
TS71248RTSSW	190	SW Tech Skin, RH Co
TS71248SBP	168	SW Skin Brace Pkg
TS71248SCW	196	Sgl-Pane Gls Win Kit
TS71248SFG	149	Frameless Gls Scrn
TS71248SPTS	150	Pnl Top Screen
TS71248SPW	194	Sgl-Pane Glass Win
TS71248SW	167	Slatwall Skin
TS71248TA	158	F-Cvrd Pnl Skin
TS71248TFG	89	Frameless Glass
TS71248TFGR	87	Frameless Glass
TS71248TK	158	F-Cvrd Pnl Skin
TS71248TSMB	191	Mb Tech Skin
TS71248TSS	189	Stl Tech Skin

Style Number	Page	Description
TS71248TSSW	190	Slatwall Tech Skin
TS71248WS	172	Wood Skin
TS71254TFGR	87	Frameless Glass
TS71260DPW	195	Dbl-Pane Gls Win
TS71260GS	184	Back Ptd Gls Skin
TS71260HS	162	Steel Pnl Skin
TS71260LTSS	189	Stl Tech Skin, LH Co
TS71260MB	165	Mb Skin
TS71260RTSS	189	Stl Tech Skin, RH Co
TS71260SCW	196	Sgl-Pane Gls Win Kit
TS71260SFG	149	Frameless Gls Scrn
TS71260SPW	194	Sgl-Pane Glass Win
TS71260TA	158	F-Cvrd Pnl Skin
TS71260TFG	89	Frameless Glass
TS71260TFGR	87	Frameless Glass
TS71260TK	158	F-Cvrd Pnl Skin
TS71260TSS	189	Stl Tech Skin
TS71266TFGR	87	Frameless Glass
TS71272DPW	195	Dbl-Pane Gls Win
TS71272GS	184	Back Ptd Gls Skin
TS71272HS	162	Steel Pnl Skin
TS71272LTSS	189	Stl Tech Skin, LH Co
TS71272MB	165	Mb Skin
TS71272RTSS	189	Stl Tech Skin, RH Co
TS71272SCW	196	Sgl-Pane Gls Win Kit
TS71272SFG	149	Frameless Gls Screen
TS71272SPW	194	Sgl-Pane Glass Win
TS71272TA	158	F-Cvrd Pnl Skin
TS71272TFG	89	Frameless Glass
TS71272TFGR	87	Frameless Glass
TS71272TK	158	F-Cvrd Pnl Skin
TS71272TSS	189	Stl Tech Skin
TS71278DPW	195	Dbl-Pane Gls Win
TS71278SCW	196	Sgl-Pane Gls Win Kit
TS71278SFG	149	Frameless Gls Scrn
TS71278SPW	194	Sgl-Pane Gls Win
TS71278TFG	89	Frameless Glass
TS71278TFGR	87	Frameless Glass
TS71284DPW	195	Dbl-Pane Gls Win
TS71284SCW	196	Sgl-Pane Gls Win Kit
TS71284SFG	149	Frameless Gls Scrn
TS71284SPW	194	Sgl-Pane Gls Win
TS71284TFG	89	Frameless Glass
TS71284TFGR	87	Frameless Glass
TS71290DPW	195	Dbl-Pane Gls Win
TS71290SCW	196	Sgl-Pane Gls Win Kit
TS71290SFG	149	Frameless Gls Scrn
TS71290SPW	194	Sgl-Pane Glass Win
TS71290TFG	89	Frameless Glass
TS71290TFGR	87	Frameless Glass
TS71296DPW	195	Dbl-Pane Gls Win
TS71296SCW	196	Sgl-Pane Gls Win Kit
TS71296SFG	149	Frameless Gls Screen
TS71296SPW	194	Sgl-Pane Glass Win
TS71296TFG	89	Frameless Glass

Style Number	Page	Description
TS71296TFGR	87	Frameless Glass
TS712BPSFX	212, 316	Bs Pwr Infeed
TS712BPSFY	212, 316	Bs Pwr Infeed
TS712BPSFZ	212, 316	Bs Pwr Infeed
TS712BPX	212, 316	Bs Pwr Infeed
TS712BPY	212, 316	Bs Pwr Infeed
TS712BPZ	212, 316	Bs Pwr Infeed
TS712CH	141	C-O-H Trim
TS712CHS	141	C-O-H Trim
TS712CHST	142	Stck C-O-H Trim
TS712CHSTW	142	Stck C-O-H Trim
TS712CHSW	141	C-O-H Trim
TS712CHT	142	Stck C-O-H Trim
TS712CHTW	142	Stck C-O-H Trim
TS712CHW	141	C-O-H Trim
TS712EPJS	133	Stck EOR Pnl Jct
TS712EPJSW	134	Stck EOR Pnl Jct
TS712IPJS	66, 130	Stck In-Line Pnl Jct
TS712LPJS	131	Stck L Pnl Jct
TS712LPJSW	132	Stck L Pnl Jct
TS712SCH	140	C-O-H Trim
TS712SCHS	140	C-O-H Trim
TS712SCHSW	140	C-O-H Trim
TS712SCHW	140	C-O-H Trim
TS712T12OCHT	78	120° Cor C-O-H Trim
TS712T12OCHTW	78	120° Cor C-O-H Trim
TS712TCLCHT	77	L Cor C-O-H Trim
TS712TCLCHTW	77	L Cor C-O-H Trim
TS712TCTCHT	77	T Cor C-O-H Trim
TS712TCTCHTW	77	T Cor C-O-H Trim
TS712TEPJS	68	Stck EOR Pnl Jct
TS712TICHT	76	EOR In-Line COH Trim
TS712TICHTW	76	EOR In-Line COH Trim
TS712TLPJS	67	Stck L Pnl Jct
TS712TPJS	131	Stck T Pnl Jct
TS712TPJSW	132	Stck T Pnl Jct
TS712TTPJS	67	Stacking T Pnl Jct
TS712TVCHT	78	V Cnr C-O-H Trim
TS712TVCHTW	78	V Cnr C-O-H Trim
TS712TVPJS	67	Stck V Pnl Jct
TS712UPHX	214, 324	Mul. Pwr Infeed
TS712UPHXN	214, 324	Mul. Pwr Infeed
TS712UPHY	214, 324	Mul. Pwr Infeed
TS712UPHYN	214, 324	Mul. Pwr Infeed
TS712UPHZ	214, 324	Mul. Pwr Infeed
TS712UPHZN	214, 324	Mul. Pwr Infeed
TS712VPJS	135	Stck V Pnl Jct
TS712VPJSW	136	Stck V Pnl Jct
TS712WPJS	69, 137	Stck Wall-Start Jct
TS712XPJS	67, 131	Stck X Pnl Jct
TS712YPJS	67, 135	Stck Y Pnl Jct
TS714WSP	451	U Support Plate
TS71818GS	184	Back Ptd Gls Skins
TS71818HS	162	Steel Pnl Skin
TS71818MB	165	MB Surf for Panel Bldp

Style Number	Page	Description
TS71818TA	158	F-Cvrd Pnl Skin
TS71818TK	158	F-Cvrd Pnl Skin
TS71824DPW	195	Dbl-Pane Gls Win
TS71824GS	184	Back Ptd Gls Skin
TS71824HS	162	Steel Pnl Skin
TS71824LS	169	Lam Skin
TS71824MB	165	Mb Skin
TS71824SBP	168	SW Skin Brace Pkg
TS71824SCW	196	Sgl-Pane Gls Win Kit
TS71824SPW	194	Sgl-Pane Glass Win
TS71824SW	167	Slatwall Skin
TS71824TA	158	F-Cvrd Pnl Skin
TS71824TB	199	TB Use w/Wall Chan
TS71824TFGR	87	Frameless Glass
TS71824TK	158	F-Cvrd Pnl Skin
TS71824TSMB	191	Mb Tech Skin
TS71824TSS	189	Stl Tech Skin
TS71824TSSW	190	Slatwall Tech Skin
TS71824WS	172	Wood Skin
TS71830DPW	195	Dbl-Pane Gls Win
TS71830GS	184	Bk Ptd Gls Skin
TS71830HS	162	Steel Pnl Skin
TS71830LS	169	Lam Skin
TS71830LTSMB	191	MB Tech Skin, LH Co
TS71830LTSS	189	Stl Tech Skin, LH Co
TS71830LTSSW	190	SW Tech Skin, LH Co
TS71830MB	165	Mb Skin
TS71830RTSMB	191	MB Tech Skin, RH Co
TS71830RTSS	189	Stl Tech Skin, RH Co
TS71830RTSSW	190	SW Tech Skin, RH Co
TS71830SBP	168	SW Skin Brace Pkg
TS71830SCW	196	Sgl-Pane Gls Win Kit
TS71830SPW	194	Sgl-Pane Glass Win
TS71830SW	167	Slatwall Skin
TS71830TA	158	F-Cvrd Pnl Skin
TS71830TB	199	TB Use w/Wall Chan
TS71830TFGR	87	Frameless Glass
TS71830TK	158	F-Cvrd Pnl Skin
TS71830TSMB	191	Mb Tech Skin
TS71830TSS	189	Stl Tech Skin
TS71830TSSW	190	Slatwall Tech Skin
TS71830WS	172	Wood Skin
TS71836DPW	195	Dbl-Pane Gls Win
TS71836GS	184	Back Ptd Gls Skn
TS71836HS	162	Steel Pnl Skin
TS71836LS	169	Lam Skin
TS71836LTSMB	191	MB Tech Skin, LH Co
TS71836LTSS	189	Stl Tech Skin, LH Co
TS71836LTSSW	190	SW Tech Skin, LH Co
TS71836MB	165	Mb Skin
TS71836RTSMB	191	MB Tech Skin, RH Co
TS71836RTSS	189	Stl Tech Skin, RH Co
TS71836RTSSW	190	SW Tech Skin, RH Co
TS71836SBP	168	Stl Skin Brace Pkg
TS71836SCW	196	Sgl-Pane Gls Win Kit

Style Number Index, continued

Style Number	Page	Description
TS71836SPW	194	Sgl-Pane Glass Win
TS71836SW	167	Slatwall Skin
TS71836TA	158	F-Cvrd Pnl Skin
TS71836TB	199	TB Use w/Wall Chan
TS71836TFGR	87	Frameless Glass
TS71836TK	158	F-Cvrd Pnl Skin
TS71836TSMB	191	Mb Tech Skin
TS71836TSS	189	Stl Tech Skin
TS71836TSSW	190	Slatwall Tech Skin
TS71836WS	172	Wood Skin
TS71842DPW	195	Dbl-Pane Gls Win
TS71842GS	184	Back Ptd Gls Skin
TS71842HS	162	Steel Pnl Skin
TS71842LS	169	Lam Skin
TS71842LTSMB	191	MB Tech Skin, LH Co
TS71842LTSS	189	Stl Tech Skin, LH Co
TS71842LTSSW	190	SW Tech Skin, LH Co
TS71842MB	165	Mb Skin
TS71842RTSMB	191	MB Tech Skin, RH Co
TS71842RTSS	189	Stl Tech Skin, RH Co
TS71842RTSSW	190	SW Tech Skin, RH Co
TS71842SBP	168	SW Skin Brace Pkg
TS71842SCW	196	Sgl-Pane Gls Win Kit
TS71842SPW	194	Sgl-Pane Glass Win
TS71842SW	167	Slatwall Skin
TS71842TA	158	F-Cvrd Pnl Skin
TS71842TB	199	TB Use w/Wall Chan
TS71842TFGR	87	Frameless Glass
TS71842TK	158	F-Cvrd Pnl Skin
TS71842TSMB	191	Mb Tech Skin
TS71842TSS	189	Stl Tech Skin
TS71842TSSW	190	Slatwall Tech Skin
TS71842WS	172	Wood Skin
TS71848DPW	195	Dbl-Pane Gls Win
TS71848GS	184	Back Ptd Gls Skin
TS71848HS	162	Steel Pnl Skin
TS71848LS	169	Lam Skin
TS71848LTSMB	191	MB Tech Skin, LH Co
TS71848LTSS	189	Stl Tech Skin, LH Co
TS71848LTSSW	190	SW Tech Skin, LH Co
TS71848MB	165	Mb Skin
TS71848RTSMB	191	MB Tech Skin, RH Co
TS71848RTSS	189	Stl Tech Skin, RH Co
TS71848RTSSW	190	SW Tech Skin, RH Co
TS71848SBP	168	SW Skin Brace Pkg
TS71848SCW	196	Sgl-Pane Gls Win Kit
TS71848SPW	194	Sgl-Pane Glass Win
TS71848SW	167	Slatwall Skin
TS71848TA	158	F-Cvrd Pnl Skin
TS71848TB	199	TB Use w/Wall Chan
TS71848TFGR	87	Frameless Glass
TS71848TK	158	F-Cvrd Pnl Skin
TS71848TSMB	191	Mb Tech Skin
TS71848TSS	189	Stl Tech Skin
TS71848TSSW	190	Slatwall Tech Skin

Style Number	Page	Description
TS71848WS	172	Wood Skin
TS71854TFGR	87	Frameless Glass
TS71860DPW	195	Dbl-Pane Glass Win
TS71860GS	184	Back Ptd Glass Skin
TS71860HS	162	Steel Pnl Skin
TS71860LTSS	189	Stl Tech Skin, LH Co
TS71860MB	165	Mb Skin
TS71860RTSS	189	Stl Tech Skin, RH Co
TS71860SCW	196	Sgl-Pane Gls Win Kit
TS71860SPW	194	Sgl-Pane Glass Win
TS71860TA	158	F-Cvrd Pnl Skin
TS71860TB	199	TB Use w/Wall Chan
TS71860TFGR	87	Frameless Glass
TS71860TK	158	F-Cvrd Pnl Skin
TS71860TSS	189	Stl Tech Skin
TS71866TFGR	87	Frameless Glass
TS71872DPW	195	Dbl-Pane Gls Win
TS71872GS	184	Back Ptd Gls Skin
TS71872HS	162	Steel Pnl Skin
TS71872LTSS	189	Stl Tech Skin, LH Co
TS71872MB	165	Mb Skin
TS71872RTSS	189	Stl Tech Skin, RH Co
TS71872SCW	196	Sgl-Pane Gls Win Kit
TS71872SPW	194	Sgl-Pane Glass Win
TS71872TA	158	F-Cvrd Pnl Skin
TS71872TB	199	TB Use w/Wall Chan
TS71872TFGR	87	Frameless Glass
TS71872TK	158	F-Cvrd Pnl Skin
TS71872TSS	189	Stl Tech Skin
TS71878SCW	196	Sgl-Pane Gls Win Kit
TS71878SPW	194	Sgl-Pane Glass Win
TS71878TFGR	87	Frameless Glass
TS71884SCW	196	Sgl-Pane Gls Win Kit
TS71884SPW	194	Sgl-Pane Glass Win
TS71884TFGR	87	Frameless Glass
TS71890SCW	196	Sgl-Pane Gls Win Kit
TS71890SPW	194	Sgl-Pane Glass Win
TS71890TFGR	87	Frameless Glass
TS71896SCW	196	Sgl-Pane Gls Win Kit
TS71896SPW	194	Sgl-Pane Glass Win
TS71896TFGR	87	Frameless Glass
TS718BT	94	Base Trim
TS718CH	141	C-O-H Trim
TS718CHS	141	C-O-H Trim
TS718CHST	142	Stck C-O-H Trim
TS718CHSTW	142	Stck C-O-H Trim
TS718CHSW	141	C-O-H Trim
TS718CHT	142	Stck C-O-H Trim
TS718CHTW	142	Stck C-O-H Trim
TS718CHW	141	C-O-H Trim
TS718CT	205	Cable Tray
TS718EPJS	133	Stck EOR Pnl Jct
TS718EPJSW	134	Stck EOR Pnl Jct
TS718HF	146	Base Horiz Frame Pkg
TS718HFS	84, 147	Stck Horiz Frame Pkg

Style Number	Page	Description	Style Number	Page	Description
TS718IPJS	66, 130	Stck In-Line Pnl Jct	TS72424HSF	163	Steel To The Flr Skin
TS718LPJS	131	Stck L Pnl Jct	TS72424LS	169	Lam Skin
TS718LPJSW	132	Stck L Pnl Jct	TS72424LSF	170	Lam To The Flr Skin
TS718OBK	115	Opn Bs Conver Kit	TS72424MB	165	MB Skin
TS718SCH	140	C-O-H Trim	TS72424MBF	166	MB to the Floor Skin
TS718SCHS	140	C-O-H Trim	TS72424MBS	164	MB Surf for Steel Skin
TS718SCHSW	140	C-O-H Trim	TS72424SBP	168	SW Skin Brace Pkg
TS718SCHW	140	C-O-H Trim	TS72424SCW	196	Sgl-Pane Gls Win Kit
TS718SHF	145	Base Horiz Frame Pkg	TS72424SPW	194	Sgl-Pane Glass Win
TS718T120CHT	78	120° Cnr C-O-H Trim	TS72424SW	167	Slatwall Skin
TS718T120CHTW	78	120° Cnr C-O-H Trim	TS72424TA	158	F-Cvrd Pnl Skin
TS718TCLCHT	77	L Cnr C-O-H Trim	TS72424TAF	160	F-Cvrd To Flr Skin
TS718TCLCHTW	77	L Cnr C-O-H Trim	TS72424TK	158	F-Cvrd Pnl Skin
TS718TCTCHT	77	T Cnr C-O-H Trim	TS72424TKF	160	F-Cvrd The Flr Skin
TS718TCTCHTW	77	T Cnr C-O-H Trim	TS72424WS	172	Wood Skin
TS718TEPJS	68	Stck EOR Pnl Jct	TS72424WSF	174	Wood To The Flr Skin
TS718THF	83	Base Horiz Frame Pkg	TS72430DPW	195	Dbl-Pane Glass Win
TS718TICHT	76	EOR In-Line COH Trim	TS72430GS	184	Back Ptd Gls Skin
TS718TICHTW	76	EOR In-Line COH Trim	TS72430GSF	186	Bk Ptd Gls Flr Skin
TS718TLPJS	67	Stck L Pnl Jct	TS72430HS	162	Steel Pnl Skin
TS718TPJS	131	Stck T Pnl Jct	TS72430HSF	163	Steel To The Flr Skin
TS718TPJSW	132	Stck T Pnl Jct	TS72430LS	169	Lam Skin
TS718TTPJS	67	Stck T Pnl Jct	TS72430LSF	170	Lam To The Flr Skin
TS718TVCHT	78	V Cnr C-O-H Trim	TS72430MB	165	Mb Skin
TS718TVCHTW	78	V Cnr C-O-H Trim	TS72430MBF	166	MB to the Floor Skin
TS718TVPJS	67	Stck V Pnl Jct	TS72430MBS	164	MB Surf for Stl Skin
TS718VPJS	135	Stck V Pnl Jct	TS72430SBP	168	SW Skin Brace Pkg
TS718VPJSW	136	Stck V Pnl Jct	TS72430SCW	196	Sgl-Pane Gls Win Kit
TS718WPJS	69, 137	Stck Wall-Start Jct	TS72430SPW	194	Sgl-Pane Glass Win
TS718XPJS	67, 131	Stck X Pnl Jct	TS72430SW	167	Slatwall Skin
TS718YPJS	67, 135	Stck Y Pnl Jct	TS72430TA	158	F-Cvrd Pnl Skin
TS71SGX	208	15-Amp Duplex Rcpt	TS72430TAF	160	F-Cvrd The Flr Skin
TS71SGY	208	15-Amp Duplex Rcpt	TS72430TK	158	F-Cvrd Pnl Skin
TS71SGZ	209	15-Amp Duplex Rcpt	TS72430TKF	160	F-Cvrd The Flr Skin
TS71SSX	208	15-Amp Duplex Rcpt	TS72430WS	172	Wood Skin
TS71SSY	208	15-Amp Duplex Rcpt	TS72430WSF	174	Wood To The Flr Skin
TS71SSZ	209	15-Amp Duplex Rcpt	TS72436DPW	195	Dbl-Pane Glass Win
TS71USBX	210	USB Receptacle	TS72436GS	184	Back Ptd Gls Skin
TS71USBY	210	USB Receptacle	TS72436GSF	186	Bck Ptd Gls to Flr Skin
TS71USBZ	210	USB Receptacle	TS72436HS	162	Steel Pnl Skin
TS720WSP	451	U Support Plate	TS72436HSF	163	Steel To The Flr Skin
TS72418GS	184	Back Ptd Gls Skin	TS72436LS	169	Lam Skin
TS72418GSF	186	Back Ptd Gls Flr Sk	TS72436LSF	170	Lam The Flr Skin
TS72418HS	162	Steel Pnl Skin	TS72436MB	165	Mkd Skin
TS72418HSF	163	Steel To The Flr Skin	TS72436MBF	166	Mkd to the Floor Skin
TS72418MB	165	MB Surf Pnl Bldps	TS72436MBS	164	Mkd Surf for Steel Skin
TS72418MBF	166	MB to the Floor Skin	TS72436SBP	168	SW Skin Brace Pkg
TS72418TA	158	F-Cvrd Pnl Skin	TS72436SCW	196	Sgl-Pane Gls Win Kit
TS72418TAF	160	F-Cvrd Pnl Skin	TS72436SPW	194	Sgl-Pane Glass Win
TS72418TK	158	F-Cvrd Pnl Skin	TS72436SW	167	Slatwall Skin
TS72418TKF	160	F-Cvrd To The Flr Skin	TS72436TA	158	F-Cvrd Pnl Skin
TS72424DPW	195	Dbl-Pane Gls Win	TS72436TAF	160	F-Cvrd The Flr Skin
TS72424GS	184	Back Ptd Gls Skin	TS72436TK	158	F-Cvrd Pnl Skin
TS72424GSF	186	Bck Ptd Glas Flr Skin	TS72436TKF	160	F-Cvrd The Flr Skin
TS72424HS	162	Steel Pnl Skin	TS72436WS	172	Wood Skin

Style Number Index, continued

Style Number	Page	Description
TS72436WSF	174	Wood To The Flr Skin
TS72442DPW	195	Dbl-Pane Glass Win
TS72442GS	184	Bk Ptd Gls Skin
TS72442GSF	186	Bk Ptd Gls Flr Skin
TS72442HS	162	Steel Pnl Skin
TS72442HSF	163	Steel To The Flr Skin
TS72442LS	169	Lam Skin
TS72442LSF	170	Lam The Flr Skin
TS72442MB	165	Mkd Skin
TS72442MBF	166	Mkd to the Floor Skin
TS72442MBS	164	Mkd Surf for Steel Skin
TS72442SBP	168	SW Skin Brace Pkg
TS72442SCW	196	Sgl-Pane Gls Win Kit
TS72442SPW	194	Sgl-Pane Gls Win
TS72442SW	167	Slatwall Skin
TS72442TA	158	F-Cvrd Pnl Skin
TS72442TAF	160	F-Cvrd The Flr Skin
TS72442TK	158	F-Cvrd Pnl Skin
TS72442TKF	160	F-Cvrd The Flr Skin
TS72442WS	172	Wood Skin
TS72442WSF	174	Wood To The Flr Skin
TS72448DPW	195	Dbl-Pane Glass Win
TS72448GS	184	Bk Pntd Gls Skin
TS72448GSF	186	Bk Ptd Glass Flr Skin
TS72448HS	162	Steel Pnl Skin
TS72448HSF	163	Steel To The Flr Skin
TS72448LS	169	Lam Skin
TS72448LSF	170	Lam To The Flr Skin
TS72448MB	165	Mkd Skin
TS72448MBF	166	Mkd to the Floor Skin
TS72448MBS	164	Mkd Surf for Steel Skin
TS72448SBP	168	SW Skin Brace Pkg
TS72448SCW	196	Sgl-Pane Gls Win Kit
TS72448SPW	194	Sgl-Pane Glass Win
TS72448SW	167	Slatwall Skin
TS72448TA	158	F-Cvrd Pnl Skin
TS72448TAF	160	F-Cvrd To The Flr Skin
TS72448TK	158	F-Cvrd Pnl Skin
TS72448TKF	160	F-Cvrd To The Flr Skin
TS72448WS	172	Wood Skin
TS72448WSF	174	Wood To The Flr Skin
TS72460DPW	195	Dbl-Pane Gls Win
TS72460GS	184	Back Ptd Gls Skin
TS72460GSF	186	Back Ptd Gls Flr Skin
TS72460HS	162	Steel Pnl Skin
TS72460HSF	163	Steel To The Flr Skin
TS72460MB	165	Mkd Skin
TS72460MBF	166	Mkd to the Floor Skin
TS72460SCW	196	Sgl-Pane Gls Win Kit
TS72460SPW	194	Sgl-Pane Gls Win
TS72460TA	158	F-Cvrd Pnl Skin
TS72460TAF	160	F-Cvrd To The Flr Skin
TS72460TK	158	F-Cvrd Pnl Skin
TS72460TKF	160	F-Cvrd To The Flr Skin
TS72472DPW	195	Dbl-Pane Glass Win

Style Number	Page	Description
TS72472GS	184	Bk Ptd Gls Skin
TS72472GSF	186	Bk Ptd Gls to Flr Skin
TS72472HS	162	Steel Pnl Skin
TS72472HSF	163	Steel To Flr Skin
TS72472MB	165	Mkd Skin
TS72472MBF	166	Mkd to the Floor Skin
TS72472SCW	196	Sgl-Pane Gls Win Kit
TS72472SPW	194	Sgl-Pane Glass Win
TS72472TA	158	F-Cvrd Pnl Skin
TS72472TAF	160	F-Cvrd To The Flr Skin
TS72472TK	158	F-Cvrd Pnl Skin
TS72472TKF	160	F-Cvrd To The Flr Skin
TS72478SCW	196	Sgl-Pane Gls Win Kit
TS72478SPW	194	Sgl-Pane Glass Win
TS72484SCW	196	Sgl-Pane Gls Win Kit
TS72484SPW	194	Sgl-Pane Glass Win
TS72490SCW	196	Sgl-Pane Gls Win Kit
TS72490SPW	194	Sgl-Pane Glass Win
TS72496SCW	196	Sgl-Pane Gls Win Kit
TS72496SPW	194	Sgl-Pane Glass Win
TS724BKT	65, 129	Off-Mod Pnl Conn
TS724BT	94, 288	Base Trim
TS724BTH	201, 289	Hardwire Base Trim
TS724CH	141	C-O-H Trim
TS724CHS	141	C-O-H Trim
TS724CHST	142	Stacking C-O-H Trim
TS724CHSTW	142	Stacking C-O-H Trim
TS724CHSW	141	C-O-H Trim
TS724CHT	142	Stacking C-O-H Trim
TS724CHTW	142	Stacking C-O-H Trim
TS724CHW	141	C-O-H Trim
TS724CT	205, 320	Cable Tray
TS724EPJS	133	Stck EOR Pnl Jct
TS724EPJSW	134	Stck EOR Pnl Jct
TS724HF	146	Base Horz Frame Pkg
TS724HFS	84, 147	Stck Horz Frame Pkg
TS724IPJS	66, 130	Stck In-Line Pnl Jct
TS724LPJS	131	Stacking L Pnl Jct
TS724LPJSW	132	Stacking L Pnl Jct
TS724OBK	115, 288	Open Base Conv Kit
TS724SCH	140	C-O-H Trim
TS724SCHS	140	C-O-H Trim
TS724SCHSW	140	C-O-H Trim
TS724SCHW	140	C-O-H Trim
TS724SHF	145	Base Horz Frame Pkg
TS724T120CHT	78	120° Cnr C-O-H Trim
TS724T120CHTW	78	120° Cnr C-O-H Trim
TS724TCLCHT	77	L Cnr C-O-H Trim
TS724TCLCHTW	77	L Cnr C-O-H Trim
TS724TCTCHT	77	T Cnr C-O-H Trim
TS724TCTCHTW	77	T Cnr C-O-H Trim
TS724TEPJS	68	Stck EOR Pnl Jct
TS724THF	83	Base Horz Frame Pkg
TS724TICHT	76	EOR In-Line COH Trim
TS724TICHTW	76	EOR In-Line COH Trim

Style Number	Page	Description	Style Number	Page	Description
TS724TLPJS	67	Stacking L Pnl Jct	TS73030LS	169	Lam Skin
TS724TPJS	131	Stacking T Pnl Jct	TS73030LSF	170	Lam To The Flr Skin
TS724TPJSW	132	Stacking T Pnl Jct	TS73030MB	165	Mkd Skin
TS724TTPJS	67	Stacking T Pnl Jct	TS73030MBF	166	Mkd to the Floor Skin
TS724TVCHT	78	V Cnr C-O-H Trim	TS73030TA	158	F-Cvrd Pnl Skin
TS724TVCHTW	78	V Cnr C-O-H Trim	TS73030TAF	160	F-Cvrd To The Flr Skin
TS724TVPJS	67	Stacking V Pnl Jct	TS73030TK	158	F-Cvrd Pnl Skin
TS724UPHX	214, 324	Mpp Power Infeed	TS73030TKF	160	F-Cvrd To The Flr Skin
TS724UPHXN	214, 324	Mpp Power Infeed	TS73030WS	172	Wood Skin
TS724UPHY	214, 324	Mpp Power Infeed	TS73030WSF	174	Wood To The Flr Skin
TS724UPHYN	214, 324	Mpp Power Infeed	TS73036GS	184	Bk Ptd Glass Skin
TS724UPHZ	214, 324	Mpp Power Infeed	TS73036GSF	186	Bk Ptd Gls to Flr Skin
TS724UPHZN	214, 324	Mpp Power Infeed	TS73036HS	162	Steel Pnl Skin
TS724VPJS	135	Stacking V Pnl Jct	TS73036HSF	163	Steel To The Flr Skin
TS724VPJSW	136	Stacking V Pnl Jct	TS73036LS	169	Lam Skin
TS724WPJS	69, 137	Stacking Wall-Start Jct	TS73036LSF	170	Lam To The Flr Skin
TS724XPJS	67, 131	Stacking X Pnl Jct	TS73036MB	165	Mkd Skin
TS724YPJS	67, 135	Stacking Y Pnl Jct	TS73036MBF	166	Mkd to the Floor Skin
TS72SGX	208	15-Amp Duplex Rcpt	TS73036TA	158	F-Cvrd Pnl Skin
TS72SGY	208	15-Amp Duplex Rcpt	TS73036TAF	160	F-Cvrd To The Flr Skin
TS72SGZ	209	15-Amp Duplex Rcpt	TS73036TK	158	F-Cvrd Pnl Skin
TS72SSX	208	15-Amp Duplex Rcpt	TS73036TKF	160	F-Cvrd To The Flr Skin
TS72SSY	208	15-Amp Duplex Rcpt	TS73036WS	172	Wood Skin
TS72SSZ	209	15-Amp Duplex Rcpt	TS73036WSF	174	Wood To The Flr Skin
TS72USBX	210	USB Receptacle	TS73042GS	184	Bk Ptd Glass Skin
TS72USBY	210	USB Receptacle	TS73042GSF	186	Bk Ptd Gls to Flr Skin
TS72USBZ	210	USB Receptacle	TS73042HS	162	Steel Pnl Skin
TS73018GS	184	Bk Ptd Gls Skin	TS73042HSF	163	Steel To The Flr Skin
TS73018GSF	186	Bk Ptd Gls to Flr Skin	TS73042LS	169	Lam Skin
TS73018HS	162	Steel Pnl Skin	TS73042LSF	170	Lam To The Flr Skin
TS73018HSF	163	Steel To The Flr Skin	TS73042MB	165	Mkd Skin
TS73018MB	165	Mkd Surf for Pnl Bldps	TS73042MBF	166	Mkd to the Floor Skin
TS73018MBF	166	Mkd to the Floor Skin	TS73042TA	158	F-Cvrd Pnl Skin
TS73018TA	158	F-Cvrd Pnl Skin	TS73042TAF	160	F-Cvrd To The Flr Skin
TS73018TAF	160	F-Cvrd To The Flr Skin	TS73042TK	158	F-Cvrd Pnl Skin
TS73018TK	158	F-Cvrd Pnl Skin	TS73042TKF	160	F-Cvrd To The Flr Skin
TS73018TKF	160	F-Cvrd To The Flr Skin	TS73042WS	172	Wood Skin
TS73024GS	184	Bk Ptd Gls Skin	TS73042WSF	174	Wood To The Flr Skin
TS73024GSF	186	Bk Ptd Gls to Flr Skin	TS73048GS	184	Bk Ptd Glass Skin
TS73024HS	162	Steel Pnl Skin	TS73048GSF	186	Bk Ptd Gls to Flr Skin
TS73024HSF	163	Steel To The Flr Skin	TS73048HS	162	Steel Pnl Skin
TS73024LS	169	Lam Skin	TS73048HSF	163	Steel To The Flr Skin
TS73024LSF	170	Lam To The Flr Skin	TS73048LS	169	Lam Skin
TS73024MB	165	Mkd Skin	TS73048LSF	170	Lam To The Flr Skin
TS73024MBF	166	Mkd to the Floor Skin	TS73048MB	165	Mkd Skin
TS73024TA	158	F-Cvrd Pnl Skin	TS73048MBF	166	Mkd to the Floor Skin
TS73024TAF	160	F-Cvrd To The Flr Skin	TS73048TA	158	F-Cvrd Pnl Skin
TS73024TK	158	F-Cvrd Pnl Skin	TS73048TAF	160	F-Cvrd To The Flr Skin
TS73024TKF	160	F-Cvrd To The Flr Skin	TS73048TK	158	F-Cvrd Pnl Skin
TS73024WS	172	Wood Skin	TS73048TKF	160	F-Cvrd To The Flr Skin
TS73024WSF	174	Wood To The Flr Skin	TS73048WS	172	Wood Skin
TS73030GS	184	Bk Ptd Glass Skin	TS73048WSF	174	Wood To The Flr Skin
TS73030GSF	186	Bk Ptd Gls to Flr Skin	TS73060GS	184	Bk Ptd Glass Skin
TS73030HS	162	Steel Pnl Skin	TS73060GSF	186	Bk Ptd Gls to Flr Skin
TS73030HSF	163	Steel To The Flr Skin	TS73060HS	162	Steel Pnl Skin

Style Number Index, continued

Style Number	Page	Description
TS73060HSF	163	Steel To The Flr Skin
TS73060MB	165	Mkd Skin
TS73060MBF	166	Mkd to the Floor Skin
TS73060TA	158	F-Cvrd Pnl Skin
TS73060TAF	160	F-Cvrd To The Flr Skin
TS73060TK	158	F-Cvrd Pnl Skin
TS73060TKF	160	F-Cvrd To The Flr Skin
TS73072GS	184	Bk Ptd Glass Skin
TS73072GSF	186	Bk Ptd Gls to Flr Skin
TS73072HS	162	Steel Pnl Skin
TS73072HSF	163	Steel To The Flr Skin
TS73072MB	165	Mkd Skin
TS73072MBF	166	Mkd to the Floor Skin
TS73072TA	158	F-Cvrd Pnl Skin
TS73072TAF	160	F-Cvrd To The Flr Skin
TS73072TK	158	F-Cvrd Pnl Skin
TS73072TKF	160	F-Cvrd To The Flr Skin
TS730BKT	65, 129	Off-Mod Pnl Conn
TS730BT	94, 288	Base Trim
TS730BTH	201, 289	Hardwire Base Trim
TS730CH	141	C-O-H Trim
TS730CHS	141	C-O-H Trim
TS730CHSW	141	C-O-H Trim
TS730CHW	141	C-O-H Trim
TS730CT	205, 320	Cable Tray
TS730EPJ	123	EOR Base Pnl Jct
TS730EPJW	123	EOR Base Pnl Jct
TS730HF	146	Base Horz Frame Pkg
TS730HFS	84, 147	Stck Horz Frame Pkg
TS730IPJ	119	In-Line Base Pnl Jct
TS730JP	79	Jct Post
TS730LPJ	121	L Base Pnl Jct
TS730LPJW	121	L Base Pnl Jct
TS730OBK	115, 288	Open Base Conv Kit
TS730SCH	140	C-O-H Trim
TS730SCHS	140	C-O-H Trim
TS730SCHSW	140	C-O-H Trim
TS730SCHW	140	C-O-H Trim
TS730SEPJ	122	EOR Base Pnl Jct
TS730SEPJW	122	EOR Base Pnl Jct
TS730SHF	145	Base Horz Frame Pkg
TS730SIPJ	118	In-Line Base Pnl Jct
TS730SLPJ	120	L Base Pnl Jct
TS730SLPJW	120	L Base Pnl Jct
TS730SSUC	218	Clg-Acs Lay-In Ut Pkg
TS730SSUF	220	Flr-Acs Lay-In Util Pkg
TS730STPJ	120	T Base Pnl Jct
TS730STPJW	120	T Base Pnl Jct
TS730SUC	219	Clg-Acs Lay-In Ut Pkg
TS730SUF	221	Flr-Acs Lay-In Util Pkg
TS730SVPJ	124	V Base Pnl Jct
TS730SVPJW	124	V Base Pnl Jct
TS730SXPJ	120	X Base Pnl Jct
TS730SXPJW	120	X Base Pnl Jct
TS730SYPJ	124	Y Base Pnl Jct

Style Number	Page	Description
TS730SYPJW	124	Y Base Pnl Jct
TS730T120CHT	78	120° Cnr C-O-H Trim
TS730T120CHTW	78	120° Cnr C-O-H Trim
TS730TCLCHT	77	L Cnr C-O-H Trim
TS730TCLCHTW	77	L Cnr C-O-H Trim
TS730TCTCHT	77	T Cnr C-O-H Trim
TS730TCTCHTW	77	T Cnr C-O-H Trim
TS730TEPJ	45	EOR Base Pnl Jct
TS730TEPJW	45	EOR Base Pnl Jct
TS730TEVT	73	EOR Vrtl Trim
TS730TEVTW	73	EOR Vrtl Trim
TS730THF	83	Base Horz Frame Pkg
TS730TICHT	76	EOR In-Line COH Trim
TS730TICHTW	76	EOR In-Line COH Trim
TS730TIPJ	42	In-Line Base Pnl Jct
TS730TLPJ	43	L Base Pnl Jct
TS730TLPJW	43	L Base Pnl Jct
TS730TLVT	74	L Vrtl Trim
TS730TLVTW	74	L Vrtl Trim
TS730TPJ	121	T Base Pnl Jct
TS730TPJW	121	T Base Pnl Jct
TS730TSUC	71	Clg-Acs Lay-in Ut Pkg
TS730TSUF	72	Flr-Acs Lay-in Util Pkg
TS730TTCR	91	T C & Algnr Pkg – Ptd
TS730TTCWR	91	T C & Algnr Pkg – Wd
TS730TTPJ	43	T Base Pnl Jct
TS730TTPJW	43	T Base Pnl Jct
TS730TTVT	74	T Vrtl Trim
TS730TTVTW	74	T Vrtl Trim
TS730TVCHT	78	V Cnr C-O-H Trim
TS730TVCHTW	78	V Cnr C-O-H Trim
TS730TVPJ	46	V Base Pnl Jct
TS730TVPJW	46	V Base Pnl Jct
TS730TVVT	75	V Vrtl Trim
TS730TVVTW	75	V Vrtl Trim
TS730TXPJ	44	X Base Pnl Jct
TS730TXPJW	44	X Base Pnl Jct
TS730TYPJ	46	Y Base Pnl Jct
TS730TYPJW	46	Y Base Pnl Jct
TS730VPJ	125	V Base Pnl Jct
TS730VPJW	125	V Base Pnl Jct
TS730WPJ	62	Wall-Start Jct
TS730XPJ	121	X Base Pnl Jct
TS730XPJW	121	X Base Pnl Jct
TS730YPJ	125	Y Base Pnl Jct
TS730YPJW	125	Y Base Pnl Jct
TS73334TCXJ	56	X C-O-H Jct
TS73334TCXJW	56	X C-O-H Jct
TS73335TCXJ	56	X C-O-H Jct
TS73335TCXJW	56	X C-O-H Jct
TS73336TCXJ	56	X C-O-H Jct
TS73336TCXJW	56	X C-O-H Jct
TS73338TCXJ	56	X C-O-H Jct
TS73338TCXJW	56	X C-O-H Jct
TS73339TCXJ	56	X C-O-H Jct

Style Number	Page	Description	Style Number	Page	Description
TS7333QTCXJW	56	X C-O-H Jct	TS73624GS	185	Bk Ptd Gls Skin
TS73344TCXJ	55	X C-O-H Jct	TS73624GSF	186	Bk Ptd Gls to Flr Skin
TS73344TCXJW	55	X C-O-H Jct	TS73624HS	162	Steel Pnl Skin
TS7334TCTJ	52	T C-O-H Jct	TS73624HSF	163	Steel To The Flr Skin
TS7334TCTJW	52	T C-O-H Jct	TS73624LS	169	Lam Skin
TS73355TCXJ	55	X C-O-H Jct	TS73624LSF	170	Lam To The Flr Skin
TS73355TCXJW	55	X C-O-H Jct	TS73624MB	165	Mkd Skin
TS7335TCTJ	52	T C-O-H Jct	TS73624MBF	166	Mkd to the Floor Skin
TS7335TCTJW	52	T C-O-H Jct	TS73624MBS	164	Mkd Surf for St Skin
TS73366TCXJ	55	X C-O-H Jct	TS73624TA	159	F-Cvrd Pnl Skin
TS73366TCXJW	55	X C-O-H Jct	TS73624TAF	160	F-Cvrd To The Flr Skin
TS7336TCTJ	52	T C-O-H Jct	TS73624TK	159	F-Cvrd Pnl Skin
TS7336TCTJW	52	T C-O-H Jct	TS73624TKF	160	F-Cvrd To The Flr Skin
TS73388TCXJ	55	X C-O-H Jct	TS73624WS	173	Wood Skin
TS73388TCXJW	55	X C-O-H Jct	TS73624WSF	175	Wood To The Flr Skin
TS7338TCTJ	52	T C-O-H Jct	TS73630GS	185	Bk Ptd Glass Skin
TS7338TCTJW	52	T C-O-H Jct	TS73630GSF	186	Bk Ptd Gls to Flr Skin
TS7339QTCXJ	55	X C-O-H Jct	TS73630HS	162	Steel Pnl Skin
TS7339QTCXJW	55	X C-O-H Jct	TS73630HSF	163	Steel To The Flr Skin
TS7339TCTJ	52	T C-O-H Jct	TS73630LS	169	Lam Skin
TS7339TCTJW	52	T C-O-H Jct	TS73630LSF	170	Lam To The Flr Skin
TS73434TCXJ	54	X C-O-H Jct	TS73630MB	165	Mkd Skin
TS73434TCXJW	54	X C-O-H Jct	TS73630MBF	166	Mkd to the Floor Skin
TS7343TCTJ	50	T C-O-H Jct	TS73630MBS	164	Mkd Surf for Steel Skin
TS7343TCTJW	50	T C-O-H Jct	TS73630TA	159	F-Cvrd Pnl Skin
TS7344TCYJ	61	Y C-O-H Jct	TS73630TAF	160	F-Cvrd To The Flr Skin
TS7344TCYJW	61	Y C-O-H Jct	TS73630TK	159	F-Cvrd Pnl Skin
TS734TCIJ	47	In-Line C-O-H Jct	TS73630TKF	160	F-Cvrd To The Flr Skin
TS734TCIJW	47	In-Line C-O-H Jct	TS73630WS	173	Wood Skin
TS734TCLJ	48	L C-O-H Jct	TS73630WSF	175	Wood To The Flr Skin
TS734TCLJW	48	L C-O-H Jct	TS73636GS	185	Bk Ptd Gls Skin
TS734TCVJ	58	V C-O-H Jct	TS73636GSF	186	Bk Ptd Gls to Flr Skin
TS734TCVJW	58	V C-O-H Jct	TS73636HS	162	Steel Pnl Skin
TS73535TCXJ	54	X C-O-H Jct	TS73636HSF	163	Steel To The Flr Skin
TS73535TCXJW	54	X C-O-H Jct	TS73636LS	169	Lam Skin
TS7353TCTJ	50	T C-O-H Jct	TS73636LSF	170	Lam To The Flr Skin
TS7353TCTJW	50	T C-O-H Jct	TS73636MB	165	Mkd Skin
TS7355TCYJ	61	Y C-O-H Jct	TS73636MBF	166	Mkd to the Floor Skin
TS7355TCYJW	61	Y C-O-H Jct	TS73636MBS	164	Mkd Surf for Steel Skin
TS735TCIJ	47	In-Line C-O-H Jct	TS73636TA	159	F-Cvrd Pnl Skin
TS735TCIJW	47	In-Line C-O-H Jct	TS73636TAF	160	F-Cvrd To The Flr Skin
TS735TCLJ	48	L C-O-H Jct	TS73636TCXJ	54	X C-O-H Jct
TS735TCLJW	48	L C-O-H Jct	TS73636TCXJW	54	X C-O-H Jct
TS735TCVJ	58	V C-O-H Jct	TS73636TK	159	F-Cvrd Pnl Skin
TS735TCVJW	58	V C-O-H Jct	TS73636TKF	160	F-Cvrd To The Flr Skin
TS73618GS	185	Bk Ptd Gls Skin	TS73636WS	173	Wood Skin
TS73618GSF	186	Bk Ptd Gls to Flr Skin	TS73636WSF	175	Wood To The Flr Skin
TS73618HS	162	Steel Pnl Skin	TS7363TCTJ	50	T C-O-H Jct
TS73618HSF	163	Steel To The Flr Skin	TS7363TCTJW	50	T C-O-H Jct
TS73618MB	165	Mkd Surf for Pnl Bldps	TS73642GS	185	Bk Ptd Gls Skin
TS73618MBF	166	Mkd to the Floor Skin	TS73642GSF	186	Bk Ptd Gls to Flr Skin
TS73618TA	159	F-Cvrd Pnl Skin	TS73642HS	162	Steel Pnl Skin
TS73618TAF	160	F-Cvrd To The Flr Skin	TS73642HSF	163	Steel To The Flr Skin
TS73618TK	159	F-Cvrd Pnl Skin	TS73642LS	169	Lam Skin
TS73618TKF	160	F-Cvrd To The Flr Skin	TS73642LSF	170	Lam To The Flr Skin

Style Number Index, continued

Style Number	Page	Description
TS73642MB	165	Mkd Skin
TS73642MBF	166	Mkd to the Floor Skin
TS73642MBS	164	Mkd Surf for Steel Skin
TS73642TA	159	F-Cvrd Pnl Skin
TS73642TAF	160	F-Cvrd To The Flr Skin
TS73642TK	159	F-Cvrd Pnl Skin
TS73642TKF	160	F-Cvrd To The Flr Skin
TS73642WS	173	Wood Skin
TS73642WSF	175	Wood To The Flr Skin
TS73648GS	185	Bk Ptd Glass Skin
TS73648GSF	186	Bk Ptd Gls to Flr Skin
TS73648HS	162	Steel Pnl Skin
TS73648HSF	163	Steel To The Flr Skin
TS73648LS	169	Lam Skin
TS73648LSF	170	Lam To The Flr Skin
TS73648MB	165	Mkd Skin
TS73648MBF	166	Mkd to the Floor Skin
TS73648MBS	164	Mkd Surf for Steel Skin
TS73648TA	159	F-Cvrd Pnl Skin
TS73648TAF	160	F-Cvrd To The Flr Skin
TS73648TK	159	F-Cvrd Pnl Skin
TS73648TKF	160	F-Cvrd To The Flr Skin
TS73648WS	173	Wood Skin
TS73648WSF	175	Wood To The Flr Skin
TS73660GS	185	Bk Ptd Glass Skin
TS73660GSF	186	Bk Ptd Gls to Flr Skin
TS73660HS	162	Steel Pnl Skin
TS73660HSF	163	Steel To The Flr Skin
TS73660MB	165	Mkd Skin
TS73660MBF	166	Mkd to the Floor Skin
TS73660TA	159	F-Cvrd Pnl Skin
TS73660TAF	160	F-Cvrd To The Flr Skin
TS73660TK	159	F-Cvrd Pnl Skin
TS73660TKF	160	F-Cvrd To The Flr Skin
TS73660TCYJ	61	Y C-O-H Jct
TS73660TCYJW	61	Y C-O-H Jct
TS73672GS	185	Bk Ptd Gls Skin
TS73672GSF	186	Bk Ptd Gls to Flr Skin
TS73672HS	162	Steel Pnl Skin
TS73672HSF	163	Steel To The Flr Skin
TS73672MB	165	Mkd Skin
TS73672MBF	166	Mkd to the Floor Skin
TS73672TA	159	F-Cvrd Pnl Skin
TS73672TAF	160	F-Cvrd To The Flr Skin
TS73672TK	159	F-Cvrd Pnl Skin
TS73672TKF	160	F-Cvrd To The Flr Skin
TS736BKT	65, 129	Off-Mdle Pnl Conntor
TS736BT	94, 288	Base Trim
TS736BTH	201, 289	Hardwire Base Trim
TS736CH	141	C-O-H Trim
TS736CHS	141	C-O-H Trim
TS736CHSW	141	C-O-H Trim
TS736CHW	141	C-O-H Trim
TS736CT	205, 320	Cable Tray
TS736HF	146	Base Horiz Frame Pkg

Style Number	Page	Description
TS736HFS	84, 147	Stcking Horiz Frm Pkg
TS736JP	79	Jct Post
TS736OBK	115, 288	Open Base Conv Kit
TS736SCH	140	C-O-H Trim
TS736SCHS	140	C-O-H Trim
TS736SCHSW	140	C-O-H Trim
TS736SCHW	140	C-O-H Trim
TS736SHF	145	Base Horiz Frame Pkg
TS736SSUC	218	Clg-Acs Lay-In Utl Pkg
TS736SSUF	220	Flr-Acs Lay-In Util Pkg
TS736STC	148	Spanning Top Cap
TS736STCW	148	Spanning Top Cap
TS736SUC	219	Clg-Acs Lay-In Utl Pkg
TS736SUF	221	Flr-Acs Lay-In Util Pkg
TS736T120CHT	78	120° Cnr C-O-H Trim
TS736T120CHTW	78	120° Cnr C-O-H Trim
TS736TCIJ	47	In-Line C-O-H Jct
TS736TCIJW	47	In-Line C-O-H Jct
TS736TCLCHT	77	L Cnr C-O-H Trim
TS736TCLCHTW	77	L Cnr C-O-H Trim
TS736TCLJ	48	L C-O-H Jct
TS736TCLJW	48	L C-O-H Jct
TS736TCTCHT	77	T Cnr C-O-H Trim
TS736TCTCHTW	77	T Cnr C-O-H Trim
TS736TCVJ	58	V C-O-H Jct
TS736TCVJW	58	V C-O-H Jct
TS736TEPJ	45	EOR Base Pnl Jct
TS736TEPJS	68	Stk EOR Pnl Jct
TS736TEPJW	45	EOR Base Pnl Jct
TS736TEVT	73	EOR Vrtl Trim
TS736TEVTW	73	EOR Vrtl Trim
TS736THF	83	Base Horiz Frame Pkg
TS736TICHT	76	EOR In-Line COH Trim
TS736TICHTW	76	EOR In-Line COH Trim
TS736TIPJ	42	In-Line Base Panel Junctions—Thin Trim
TS736TLPJ	43	L Base Pnl Jct
TS736TLPJW	43	L Base Pnl Jct
TS736TLVT	74	L Vrtl Trim
TS736TLVTW	74	L Vrtl Trim
TS736TSUC	71	Clg-Acs Lay-in Utl Pkg
TS736TSUF	72	Flr-Acs Lay-in Utl Pkg
TS736TTC	85	Spanning Top Cap
TS736TTCR	91	T C & Algnr Pkgs – Ptd
TS736TTCW	85	Spanning Top Cap
TS736TTCWR	91	T C & Algnr Pkgs – Wd
TS736TTPJ	43	L Base Pnl Jct
TS736TTPJW	43	L Base Pnl Jct
TS736TTVT	74	T Vrtl Trim
TS736TTVTW	74	T Vrtl Trim
TS736TVCHT	78	V Cnr C-O-H Trim
TS736TVCHTW	78	V Cnr C-O-H Trim
TS736TVPJ	46	V Base Pnl Jct
TS736TVPJW	46	V Base Pnl Jct
TS736TVVT	75	V Vrtl Trim
TS736TVVTW	75	V Vrtl Tri

Style Number	Page	Description	Style Number	Page	Description
TS736TXPJ	44	X Base Pnl Jct	TS74224TA	159	F-Cvrd Pnl Skin
TS736TXPJW	44	X Base Pnl Jct	TS74224TAF	161	F-Cvrd To The Flr Skin
TS736TYPJ	46	V and Y Base Pnl Jct	TS74224TF	155	Tack Acst Pnl Pkg
TS736TYPJW	46	V and Y Base Pnl Jct	TS74224TK	159	F-Cvrd Pnl Skin
TS736WPJ	62	Wall-Start Jct	TS74224TKF	161	F-Cvrd To The Flr Skin
TS73838TCXJ	54	X C-O-H Jct	TS74224TPF	93	Perf Tack Acst Pnl Pkg
TS73838TCXJW	54	X C-O-H Jct	TS74224TTF	93	Tack Acst Pnl Pkg
TS7383TCTJ	50	T C-O-H Jct	TS74224WS	173	Wood Skin
TS7383TCTJW	50	T C-O-H Jct	TS74224WSF	175	Wood To Flr Skin
TS7388TCYJ	61	Y C-O-H Jct	TS74230AWSF	180	Wood To Flr Skin Set
TS7388TCYJW	61	Y C-O-H Jct	TS74230AWSS	176	Wood Skin Set
TS738TCIJ	47	In-Line C-O-H Jct	TS74230LS	169	Lam Skin
TS738TCIJW	47	In-Line C-O-H Jct	TS74230LSF	170	Lam To The Flr Skin
TS738TCLJ	48	L C-O-H Jct	TS74230PF	155	Perf Tack Acst Pnl Pkg
TS738TCLJW	48	L C-O-H Jct	TS74230SPF	153	Perf Tack Acst Pnl Pkg
TS738TCVJ	58	V C-O-H Jct	TS74230STF	153	Tack Acst Pnl Pkg
TS738TCVJW	58	V C-O-H Jct	TS74230TA	159	F-Cvrd Pnl Skin
TS73Q3QTCXJ	54	EOR Base Pnl Jct	TS74230TAF	161	F-Cvrd To The Flr Skin
TS73Q3QTCXJW	54	EOR Base Pnl Jct	TS74230TF	155	Tack Acst Pnl Pkg
TS73Q3TCTJ	50	T C-O-H Jct	TS74230TK	159	F-Cvrd Pnl Skin
TS73Q3TCTJW	50	T C-O-H Jct	TS74230TKF	161	F-Cvrd To The Flr Skin
TS73Q3TCYJ	61	Y C-O-H Jct	TS74230TPF	93	Perf Tack Acst Pnl Pkg
TS73Q3TCYJW	61	Y C-O-H Jct	TS74230TTF	93	Tack Acst Pnl Pkg
TS73Q3TCIJ	47	In-Line C-O-H Jct	TS74230WS	173	Wood Skin
TS73Q3TCIJW	47	In-Line C-O-H Jct	TS74230WSF	175	Wood To The Flr Skin
TS73Q3TCLJ	48	L C-O-H Jct	TS74236AWSF	180	Wood To Flr Skin Set
TS73Q3TCLJW	48	L C-O-H Jct	TS74236AWSS	176	Wood Skin Set
TS73Q3TCVJ	58	V C-O-H Jct	TS74236LS	169	Lam Skin
TS73Q3TCVJW	58	V C-O-H Jct	TS74236LSF	170	Lam To The Flr Skin
TS73SGX	208	15-Amp Duplex Rcpt	TS74236PF	155	Perf Tack Acst Pnl Pkg
TS73SGY	208	15-Amp Duplex Rcpt	TS74236SPF	153	Perf Tack Acst Pnl Pkg
TS73SGZ	209	15-Amp Duplex Rcpt	TS74236STF	153	Tack Acst Pnl Pkg
TS73SSX	208	15-Amp Duplex Rcpt	TS74236TA	159	F-Cvrd Pnl Skin
TS73SSY	208	15-Amp Duplex Rcpt	TS74236TAF	161	F-Cvrd To The Flr Skin
TS73SSZ	209	15-Amp Duplex Rcpt	TS74236TF	155	Tack Acst Pnl Pkg
TS73USBX	210	USB Receptacle	TS74236TK	159	F-Cvrd Pnl Skin
TS73USBY	210	USB Receptacle	TS74236TKF	161	F-Cvrd To The Flr Skin
TS73USBZ	210	USB Receptacle	TS74236TPF	93	Perf Tack Acst Pnl Pkg
TS74218PF	155	Perf Tack Acst Pnl Pkg	TS74236TTF	93	Tack Acst Pnl Pkg
TS74218SPF	153	Perf Tack Acst Pnl Pkg	TS74236WS	173	Wood Skin
TS74218STF	153	Tack Acst Pnl Pkg	TS74236WSF	175	Wood To The Flr Skin
TS74218TA	159	F-Cvrd Pnl Skin	TS74242AWSF	180	Wood To Flr Skin Set
TS74218TAF	161	F-Cvrd To The Flr Skin	TS74242AWSS	176	Wood Skin Set
TS74218TF	155	Tack Acst Pnl Pkg	TS74242LS	169	Lam Skin
TS74218TK	159	F-Cvrd Pnl Skin	TS74242LSF	170	Lam To The Flr Skin
TS74218TKF	161	F-Cvrd To The Flr Skin	TS74242PF	155	Perf Tack Acst Pnl Pkg
TS74218TPF	93	Perf Tack Acst Pnl Pkg	TS74242SPF	153	Perf Tack Acst Pnl Pkg
TS74218TTF	93	Tack Acst Pnl Pkg	TS74242STF	153	Tack Acst Pnl Pkg
TS74224AWSF	180	Wood To Flr Skin Set	TS74242TA	159	F-Cvrd Pnl Skin
TS74224AWSS	176	Wood Skin Set	TS74242TAF	161	F-Cvrd To The Flr Skin
TS74224LS	169	Lam Skin	TS74242TF	155	Tack Acst Pnl Pkg
TS74224LSF	170	Lam To The Flr Skin	TS74242TK	159	F-Cvrd Pnl Skin
TS74224PF	155	Perf Tack Acst Pnl Pkg	TS74242TKF	161	F-Cvrd To The Flr Skin
TS74224SPF	153	Perf Tack Acst Pnl Pkg	TS74242TPF	93	Perf Tack Acst Pnl Pkg
TS74224STF	153	Tack Acst Pnl Pkg	TS74242TTF	93	Tack Acst Pnl Pkg

Style Number Index, continued

Style Number	Page	Description
TS74242WS	173	Wood Skin
TS74242WSF	175	Wood To The Flr Skin
TS74248AWSF	180	Wood To Flr Skin Set
TS74248AWSS	176	Wood Skin Set
TS74248LS	169	Lam Skin
TS74248LSF	170	Lam To The Flr Skin
TS74248PF	155	Perf Tack Acst Pnl Pkg
TS74248SPF	153	Perf Tack Acst Pnl Pkg
TS74248STF	153	Tack Acst Pnl Pkg
TS74248TA	159	F-Cvrd Pnl Skin
TS74248TAF	161	F-Cvrd To The Flr Skin
TS74248TF	155	Tack Acst Pnl Pkg
TS74248TK	159	F-Cvrd Pnl Skin
TS74248TKF	161	F-Cvrd To The Flr Skin
TS74248TPF	93	Perf Tack Acst Pnl Pkg
TS74248TTF	93	Tack Acst Pnl Pkg
TS74248WS	173	Wood Skin
TS74248WSF	175	Wood To The Flr Skin
TS74260PF	155	Perf Tack Acst Pnl Pkg
TS74260SPF	153	Perf Tack Acst Pnl Pkg
TS74260STF	153	Tack Acst Pnl Pkg
TS74260TA	159	F-Cvrd Pnl Skin
TS74260TAF	161	F-Cvrd To The Flr Skin
TS74260TF	155	Tack Acst Pnl Pkg
TS74260TK	159	F-Cvrd Pnl Skin
TS74260TKF	161	F-Cvrd To The Flr Skin
TS74260TPF	93	Perf Tack Acst Pnl Pkg
TS74260TTF	93	Tack Acst Pnl Pkg
TS74272PF	155	Perf Tack Acst Pnl Pkg
TS74272SPF	153	Perf Tack Acst Pnl Pkg
TS74272STF	153	Tack Acst Pnl Pkg
TS74272TA	159	F-Cvrd Pnl Skin
TS74272TAF	161	F-Cvrd To The Flr Skin
TS74272TF	155	Tack Acst Pnl Pkg
TS74272TK	159	F-Cvrd Pnl Skin
TS74272TKF	161	F-Cvrd To The Flr Skin
TS74272TPF	93	Perf Tack Acst Pnl Pkg
TS74272TTF	93	Tack Acst Pnl Pkg
TS742BKT	65, 129	Off-Mod Pnl Connector
TS742BT	94, 288	Base Trim
TS742BTH	201, 289	Hardwire Base Trim
TS742CT	205, 320	Cable Tray
TS742EPJ	123	EOR Base Pnl Jct
TS742EPJW	123	EOR Base Pnl Jct
TS742ERUP	139	EOR Jct w/Util Pole
TS742HB	242	Horiz Brace
TS742HF	146	Base Horiz Frame Pkg
TS742HFS	84, 147	Stcking Horiz Frm Pkg
TS742IPJ	119	In-Line Base Pnl Jct
TS742JP	79	Jct Post
TS742LPJ	121	L Base Pnl Jct
TS742LPJW	121	L Base Pnl Jct
TS742LUP	139	L/In-Line Jct w/Util Ple
TS742OBK	115, 288	Open Base Conv Kit
TS742SEPJ	122	EOR Base Pnl Jct

Style Number	Page	Description
TS742SEPJW	122	EOR Base Pnl Jct
TS742SERUP	138	EOR Jct w/Util Pole
TS742SHF	145	Base Horiz Frame Pkg
TS742SIPJ	118	In-Line Base Pnl Jct
TS742SLPJ	120	L Base Pnl Jct
TS742SLPJW	120	L Base Pnl Jct
TS742SLUP	138	L/In-Line Jct w/Util Pl
TS742SSUC	218	Clg-Acs Lay-In Utl Pkg
TS742SSUF	220	Flr-Acs Lay-In Utl Pkg
TS742STC	148	Spanning Top Cap
TS742STCW	148	Spanning Top Cap
TS742STPJ	120	T Base Pnl Jct
TS742STPJW	120	T Base Pnl Jct
TS742STUP	138	T Jct w/Util Pole
TS742SUC	219	Clg-Acs Lay-In Utl Pkg
TS742SUF	221	Flr-Acs Lay-In Utl Pkg
TS742SVPJ	124	V Base Pnl Jct
TS742SVPJW	124	V Base Pnl Jct
TS742SXPJ	120	X Base Pnl Jct
TS742SXPJW	120	X Base Pnl Jct
TS742SYPJ	124	Y Base Pnl Jct
TS742SYPJW	124	Y Base Pnl Jct
TS742TEPJ	45	EOR Base Pnl Jct
TS742TEPJW	45	EOR Base Pnl Jct
TS742TEVT	73	EOR Vrtl Trim
TS742TEVTW	73	EOR Vrtl Trim
TS742THF	83	Base Horiz Frame Pkg
TS742TIPJ	42	In-Line Base Pnl Jct
TS742TLPJ	43	L Base Pnl Jct
TS742TLPJW	43	L Base Pnl Jct
TS742TLVT	74	L Vrtl Trim
TS742TLVTW	74	L Vrtl Trim
TS742TPJ	121	T Base Pnl Jct
TS742TPJW	121	T Base Pnl Jct
TS742TSUC	71	Clg-Acs Lay-in Utl Pkg
TS742TSUF	72	Flr-Acs Lay-in Utl Pkg
TS742TTC	85	Spanning Top Cap
TS742TTCR	91	T C & Algnr Pkgs – Ptd
TS742TTCW	85	Spanning Top Cap
TS742TTCWR	91	T C & Algnr Pkgs – Wd
TS742TTPJ	43	T Base Pnl Jct
TS742TTPJW	43	T Base Pnl Jct
TS742TTVT	74	T Vrtl Trim
TS742TTVTW	74	T Vrtl Trim
TS742TUP	139	T Jct w/Util Pole
TS742TVPJ	46	V Base Pnl Jct
TS742TVPJW	46	V Base Pnl Jct
TS742TVVT	75	V Vrtl Trim
TS742TVVTW	75	V Vrtl Trim
TS742TXPJ	44	X Base Pnl Jct
TS742TXPJW	44	X Base Pnl Jct
TS742TYPJ	46	Y Base Pnl Jct
TS742TYPJW	46	Y Base Pnl Jct
TS742VPJ	125	V Base Pnl Jct
TS742VPJW	125	V Base Pnl Jct

Style Number	Page	Description	Style Number	Page	Description
TS742WPJ	62, 126	Wall-Start Jct	TS745TCLJ	48	L C-O-H Jct
TS742XPJ	121	X Base Pnl Jct	TS745TCLJW	48	L C-O-H Jct
TS742XPJW	121	X Base Pnl Jct	TS745TCVJ	58	V C-O-H Jct
TS742YPJ	125	Y Base Pnl Jct	TS745TCVJW	58	V C-O-H Jct
TS742YPJW	125	Y Base Pnl Jct	TS74646TCXJ	54	X C-O-H Jct
TS7433TCYJ	60	Y C-O-H Jct	TS74646TCXJW	54	X C-O-H Jct
TS7433TCYJW	60	Y C-O-H Jct	TS7464TCTJ	50	T C-O-H Jct
TS7434TCTJ	51	T C-O-H Jct	TS7464TCTJW	50	T C-O-H Jct
TS7434TCTJW	51	T C-O-H Jct	TS7466TCYJ	61	Y C-O-H Jct
TS743MHX	215, 322	Modular Harness	TS7466TCYJW	61	Y C-O-H Jct
TS743MHXN	215, 322	Modular Harness	TS746TCIJ	47	In-Line C-O-H Jct
TS743MHY	215, 322	Modular Harness	TS746TCIJW	47	In-Line C-O-H Jct
TS743MHYN	215, 322	Modular Harness	TS746TCLJ	48	L C-O-H Jct
TS743MHZ	215, 322	Modular Harness	TS746TCLJW	48	L C-O-H Jct
TS743MHZN	215, 322	Modular Harness	TS746TCVJ	58	V C-O-H Jct
TS7443TCTJ	53	T C-O-H Jct	TS746TCVJW	58	V C-O-H Jct
TS7443TCTJW	53	T C-O-H Jct	TS74747TCXJ	54	X C-O-H Jct
TS74443TCXJ	57	X C-O-H Jct	TS74747TCXJW	54	X C-O-H Jct
TS74443TCXJW	57	X C-O-H Jct	TS7474TCTJ	50	T C-O-H Jct
TS74445TCXJ	56	X C-O-H Jct	TS7474TCTJW	50	T C-O-H Jct
TS74445TCXJW	56	X C-O-H Jct	TS7477TCYJ	61	Y C-O-H Jct
TS74446TCXJ	56	X C-O-H Jct	TS7477TCYJW	61	Y C-O-H Jct
TS74446TCXJW	56	X C-O-H Jct	TS747TCIJ	47	In-Line C-O-H Jct
TS74447TCXJ	56	X C-O-H Jct	TS747TCIJW	47	In-Line C-O-H Jct
TS74447TCXJW	56	X C-O-H Jct	TS747TCLJ	48	L C-O-H Jct
TS74448TCXJ	56	X C-O-H Jct	TS747TCLJW	48	L C-O-H Jct
TS74448TCXJW	56	X C-O-H Jct	TS747TCVJ	58	V C-O-H Jct
TS7444QTCXJ	57	X C-O-H Jct	TS747TCVJW	58	V C-O-H Jct
TS7444QTCXJW	57	X C-O-H Jct	TS74818PF	155	Perf Tack Acst Pnl Pkg
TS74455TCXJ	55	X C-O-H Jct	TS74818SPF	153	Perf Tack Acst Pnl Pkg
TS74455TCXJW	55	X C-O-H Jct	TS74818STF	153	Tack Acst Pnl Pkg
TS7445TCTJ	52	T C-O-H Jct	TS74818TA	159	F-Cvrd Pnl Skin
TS7445TCTJW	52	T C-O-H Jct	TS74818TAF	161	F-Cvrd To The Flr Skin
TS74466TCXJ	55	X C-O-H Jct	TS74818TF	155	Tack Acst Pnl Pkg
TS74466TCXJW	55	X C-O-H Jct	TS74818TK	159	F-Cvrd Pnl Skin
TS7446TCTJ	52	T C-O-H Jct	TS74818TKF	161	F-Cvrd To The Flr Skin
TS7446TCTJW	52	T C-O-H Jct	TS74818TPF	93	Perf Tack Acst Pnl Pkg
TS74477TCXJ	55	X C-O-H Jct	TS74818TTF	93	Tack Acst Pnl Pkg
TS74477TCXJW	55	X C-O-H Jct	TS74824AWSF	180	Wood To Flr Skin Set
TS7447TCTJ	52	T C-O-H Jct	TS74824AWSS	176	Wood Skin Set
TS7447TCTJW	52	T C-O-H Jct	TS74824BWSF	180	Wood To Flr Skin Set
TS74488TCXJ	55	T C-O-H Jct	TS74824BWSS	176	Wood Skin Set
TS74488TCXJW	55	X C-O-H Jct	TS74824LS	169	Lam Skin
TS7448TCTJ	52	T C-O-H Jct	TS74824LSF	170	Lam To The Flr Skin
TS7448TCTJW	52	T C-O-H Jct	TS74824PF	155	Perf Tack Acst Pnl Pkg
TS744QTCTJ	53	T C-O-H Jct	TS74824SPF	153	Perf Tack Acst Pnl Pkg
TS744QTCTJW	53	T C-O-H Jct	TS74824STF	153	Tack Acst Pnl Pkg
TS74545TCXJ	54	X C-O-H Jct	TS74824TA	159	F-Cvrd Pnl Skin
TS74545TCXJW	54	X C-O-H Jct	TS74824TAF	161	F-Cvrd To The Flr Skin
TS7454TCTJ	50	T C-O-H Jct	TS74824TF	155	Tack Acst Pnl Pkg
TS7454TCTJW	50	T C-O-H Jct	TS74824TK	159	F-Cvrd Pnl Skin
TS7455TCYJ	61	Y C-O-H Jct	TS74824TKF	161	F-Cvrd To The Flr Skin
TS7455TCYJW	61	Y C-O-H Jct	TS74824TPF	93	Perf Tack Acst Pnl Pkg
TS745TCIJ	47	In-Line C-O-H Jct	TS74824TTF	93	Tack Acst Pnl Pkg
TS745TCIJW	47	In-Line C-O-H Jct	TS74824WS	173	Wood Skin

Style Number Index, continued

Style Number	Page	Description
TS74824WSF	175	Wood To The Flr Skin
TS74830AWSF	180	Wood To Flr Skin Set
TS74830AWSS	176	Wood Skin Set
TS74830BWSF	180	Wood To Flr Skin Set
TS74830BWSS	176	Wood Skin Set
TS74830LS	169	Lam Skin
TS74830LSF	170	Lam To Flr Skin
TS74830PF	155	Perf Tack Acst Pnl Pkg
TS74830SPF	153	Perf Tack Acst Pnl Pkg
TS74830STF	153	Tack Acst Pnl Pkg
TS74830TA	159	F-Cvrd Pnl Skin
TS74830TAF	161	F-Cvrd To The Flr Skin
TS74830TF	155	Tack Acst Pnl Pkg
TS74830TK	159	F-Cvrd Pnl Skin
TS74830TKF	161	F-Cvrd To The Flr Skin
TS74830TPF	93	Perf Tack Acst Pnl Pkg
TS74830TTF	93	Tack Acst Pnl Pkg
TS74830WS	173	Wood Skin
TS74830WSF	175	Wood To The Flr Skin
TS74836AWSF	180	Wood To Flr Skin Set
TS74836AWSS	176	Wood Skin Set
TS74836BWSF	180	Wood To Flr Skin Set
TS74836BWSS	176	Wood Skin Set
TS74836LS	169	Lam Skin
TS74836LSF	170	Lam To The Flr Skin
TS74836PF	155	Perf Tack Acst Pnl Pkg
TS74836SPF	153	Perf Tack Acst Pnl Pkg
TS74836STF	153	Tack Acst Pnl Pkg
TS74836TA	159	F-Cvrd Pnl Skin
TS74836TAF	161	F-Cvrd To The Flr Skin
TS74836TF	155	Tack Acst Pnl Pkg
TS74836TK	159	F-Cvrd Pnl Skin
TS74836TKF	161	F-Cvrd To The Flr Skin
TS74836TPF	93	Perf Tack Acst Pnl Pkg
TS74836TTF	93	Tack Acst Pnl Pkg
TS74836WS	173	Wood Skin
TS74836WSF	175	Wood To The Flr Skin
TS74842AWSF	180	Wood To Flr Skin Set
TS74842AWSS	176	Wood Skin Set
TS74842BWSF	180	Wood To Flr Skin Set
TS74842BWSS	176	Wood Skin Set
TS74842LS	169	Lam Skin
TS74842LSF	170	Lam To The Flr Skin
TS74842PF	155	Perf Tack Acst Pnl Pkg
TS74842SPF	153	Perf Tack Acst Pnl Pkg
TS74842STF	153	Tack Acst Pnl Pkg
TS74842TA	159	F-Cvrd Pnl Skin
TS74842TAF	161	F-Cvrd To The Flr Skin
TS74842TF	155	Tack Acst Pnl Pkg
TS74842TK	159	F-Cvrd Pnl Skin
TS74842TKF	161	F-Cvrd To The Flr Skin
TS74842TPF	93	Perf Tack Acst Pnl Pkg
TS74842TTF	93	Tack Acst Pnl Pkg
TS74842WS	173	Wood Skin
TS74842WSF	175	Wood To The Flr Skin

Style Number	Page	Description
TS74848AWSF	180	Wood To Flr Skin Set
TS74848AWSS	176	Wood Skin Set
TS74848BWSF	180	Wood To Flr Skin Set
TS74848BWSS	176	Wood Skin Set
TS74848LS	169	Lam Skin
TS74848LSF	170	Lam To The Flr Skin
TS74848PF	155	Perf Tack Acst Pnl Pkg
TS74848SPF	153	Perf Tack Acst Pnl Pkg
TS74848STF	153	Tack Acst Pnl Pkg
TS74848TA	159	F-Cvrd Pnl Skin
TS74848TAF	161	F-Cvrd To The Flr Skin
TS74848TCXJ	54	X C-O-H Jct
TS74848TCXJW	54	X C-O-H Jct
TS74848TF	155	Tack Acst Pnl Pkg
TS74848TK	159	F-Cvrd Pnl Skin
TS74848TKF	161	F-Cvrd To The Flr Skin
TS74848TPF	93	Perf Tack Acst Pnl Pkg
TS74848TTF	93	Tack Acst Pnl Pkg
TS74848WS	173	Wood Skin
TS74848WSF	175	Wood To The Flr Skin
TS7484TCTJ	50	T C-O-H Jct
TS7484TCTJW	50	T C-O-H Jct
TS74860PF	155	Perf Tack Acst Pnl Pkg
TS74860SPF	153	Perf Tack Acst Pnl Pkg
TS74860STF	153	Tack Acst Pnl Pkg
TS74860TA	159	F-Cvrd Pnl Skin
TS74860TAF	161	F-Cvrd To The Flr Skin
TS74860TF	155	Tack Acst Pnl Pkg
TS74860TK	159	F-Cvrd Pnl Skin
TS74860TKF	161	F-Cvrd To The Flr Skin
TS74860TPF	93	Perf Tack Acst Pnl Pkg
TS74860TTF	93	Tack Acst Pnl Pkg
TS74872PF	155	Perf Tack Acst Pnl Pkg
TS74872SPF	153	Perf Tack Acst Pnl Pkg
TS74872STF	153	Tack Acst Pnl Pkg
TS74872TA	159	F-Cvrd Pnl Skin
TS74872TAF	161	F-Cvrd To The Flr Skin
TS74872TF	155	Tack Acst Pnl Pkg
TS74872TK	159	F-Cvrd Pnl Skin
TS74872TKF	161	F-Cvrd To The Flr Skin
TS74872TPF	93	Perf Tack Acst Pnl Pkg
TS74872TTF	93	Tack Acst Pnl Pkg
TS7488TCYJ	61	Y C-O-H Jct
TS7488TCYJW	61	Y C-O-H Jct
TS748BKT	65, 129	Off-Mod Pnl Conntor
TS748BT	94, 288	Base Trim
TS748BTH	201, 289	Hardwire Base Trim
TS748CT	205, 320	Cable Tray
TS748EPJ	123	EOR Base Pnl Jct
TS748EPJW	123	EOR Base Pnl Jct
TS748ERUP	139	EOR Jct w/Util Pole
TS748HB	242	Horiz Brace
TS748HF	146	Base Horiz Frame Pkg
TS748HFS	84, 147	Stck Horiz Frame Pkg
TS748IPJ	119	In-Line Base Pnl Jct

Style Number	Page	Description	Style Number	Page	Description
TS748JP	79	Jct Post	TS748TTVTW	74	T Vrtl Trim
TS748LPJ	121	L Base Pnl Jct	TS748TUP	139	T Jct w/Util Pole
TS748LPJW	121	L Base Pnl Jct	TS748TVPJ	46	V Base Pnl Jct
TS748LUP	139	L/In-Ln Jct w/Util Pole	TS748TVPJW	46	V Base Pnl Jct
TS748OBK	115, 288	Open Base Conv Kit	TS748TVVT	75	V Vrtl Trim
TS748SEPJ	122	EOR Base Pnl Jct	TS748TVVTW	75	V Vrtl Trim
TS748SEPJW	122	EOR Base Pnl Jct	TS748TXPJ	44	X Base Pnl Jct
TS748SERUP	138	EOR Jct w/Util Pole	TS748TXPJW	44	X Base Pnl Jct
TS748SHF	145	Base Horiz Frame Pkg	TS748TYPJ	46	Y Base Pnl Jct
TS748SIPJ	118	In-Line Base Pnl Jct	TS748TYPJW	46	Y Base Pnl Jct
TS748SLPJ	120	L Base Pnl Jct	TS748VPJ	125	V Base Pnl Jct
TS748SLPJW	120	L Base Pnl Jct	TS748VPJW	125	V Base Pnl Jct
TS748SLUP	138	L/In-Ln Jct w/Util Pole	TS748WPJ	62, 126	Wall-Start Jct
TS748SSUC	218	C-A Lay-In Util Pkg	TS748XPJ	121	X Base Pnl Jct
TS748SSUF	220	F-A Lay-In Util Pkg	TS748XPJW	121	X Base Pnl Jct
TS748STC	148	Spanning Top Cap	TS748YPJ	125	Y Base Pnl Jct
TS748STCW	148	Spanning Top Cap	TS748YPJW	125	Y Base Pnl Jct
TS748STPJ	120	T Base Pnl Jct	TS74Q4TCTJ	51	T C-O-H Jct
TS748STPJW	120	T Base Pnl Jct	TS74Q4TCTJW	51	T C-O-H Jct
TS748STUP	138	T Jct w/Util Pole	TS74QQTCTJ	60	Y C-O-H Jct
TS748SUC	219	C-A Lay-In Util Pkg	TS74QQTCTJW	60	Y C-O-H Jct
TS748SUF	221	F-A Lay-In Util Pkg	TS74SGX	208	15-Amp Duplex Rcpt
TS748SVPJ	124	V Base Pnl Jct	TS74SGY	208	15-Amp Duplex Rcpt
TS748SVPJW	124	Y Base Pnl Jct	TS74SSX	208	15-Amp Duplex Rcpt
TS748SXPJ	120	X Base Pnl Jct	TS74SSY	208	15-Amp Duplex Rcpt
TS748SXPJW	120	X Base Pnl Jct	TS74USBX	210	USB Receptacle
TS748SYPJ	124	Y Base Pnl Jct	TS74USBY	210	USB Receptacle
TS748SYPJW	124	Y Base Pnl Jct	TS7533TCYJ	60	Y C-O-H Jct
TS748TCIJ	47	In-Line C-O-H Jct	TS7533TCYJW	60	Y C-O-H Jct
TS748TCIJW	47	In-Line C-O-H Jct	TS7535TCTJ	51	T C-O-H Jct
TS748TCLJ	48	In-Line C-O-H Jct	TS7535TCTJW	51	T C-O-H Jct
TS748TCLJW	48	L C-O-H Jct	TS75418PF	155	Perf Tack Acst Pnl Pkg
TS748TCVJ	58	V C-O-H Jct	TS75418SPF	153	Perf Tack Acst Pnl Pkg
TS748TCVJW	58	V C-O-H Jct	TS75418STF	153	Tack Acst Pnl Pkg
TS748TEPJ	45	EOR Base Pnl Jct	TS75418TF	155	Tack Acst Pnl Pkg
TS748TEPJW	45	EOR Base Pnl Jct	TS75418TPF	93	Perf Tack Acst Pnl Pkg
TS748TEVT	73	EOR Vrtl Trim	TS75418TTF	93	Tack Acst Pnl Pkg
TS748TEVTW	73	EOR Vrtl Trim	TS75424AWSF	181	Wood To Flr Skin Set
TS748THF	83	Base Horiz Frame Pkg	TS75424AWSS	177	Wood Skin Set
TS748TIPJ	42	In-Line Base Pnl Jct	TS75424BWSF	181	Wood To Flr Skin Set
TS748TLPJ	43	L Base Pnl Jct	TS75424BWSS	177	Wood Skin Set
TS748TLPJW	43	L Base Pnl Jct	TS75424CWSF	181	Wood To Flr Skin Set
TS748TLVT	74	L Vrtl Trim	TS75424CWSS	177	Wood Skin Set
TS748TLVTW	74	L Vrtl Trim	TS75424PF	155	Perf Tack Acst Pnl Pkg
TS748TPJ	121	T Base Pnl Jct	TS75424SPF	153	Perf Tack Acst Pnl Pkg
TS748TPJW	121	T Base Pnl Jct	TS75424STF	153	Tack Acst Pnl Pkg
TS748TSUC	71	C-A Lay-in Util Pkg	TS75424TF	155	Tack Acst Pnl Pkg
TS748TSUF	72	F-A Lay-in Util Pkg	TS75424TPF	93	Perf Tack Acst Pnl Pkg
TS748TTC	85	Spanning Top Cap	TS75424TTF	93	Tack Acst Pnl Pkg
TS748TTCR	91	T C & Algr Pkg – Ptd	TS75430AWSF	181	Wood To Flr Skin Set
TS748TTCW	85	Spanning Top Cap	TS75430AWSS	177	Wood Skin Set
TS748TTCWR	91	T C & Algr Pkg – Wd	TS75430BWSF	181	Wood To Flr Skin Set
TS748TTPJ	43	T Base Pnl Jct	TS75430BWSS	177	Wood Skin Set
TS748TTPJW	43	T Base Pnl Jct	TS75430CWSF	181	Wood To Flr Skin Set
TS748TTVT	74	T Vrtl Trim	TS75430CWSS	177	Wood Skin Set

Style Number Index, continued

Style Number	Page	Description
TS75430PF	155	Perf Tack Acst Pnl Pkg
TS75430SPF	153	Perf Tack Acst Pnl Pkg
TS75430STF	153	Tack Acst Pnl Pkg
TS75430TF	155	Tack Acst Pnl Pkg
TS75430TPF	93	Perf Tack Acst Pnl Pkg
TS75430TTF	93	Tack Acst Pnl Pkg
TS75436AWSF	181	Wood To Flr Skin Set
TS75436AWSS	177	Wood Skin Set
TS75436BWSF	181	Wood To Flr Skin Set
TS75436BWSS	177	Wood Skin Set
TS75436CWSF	181	Wood To Flr Skin Set
TS75436CWSS	177	Wood Skin Set
TS75436PF	155	Perf Tack Acst Pnl Pkg
TS75436SPF	153	Perf Tack Acst Pnl Pkg
TS75436STF	153	Tack Acst Pnl Pkg
TS75436TF	155	Tack Acst Pnl Pkg
TS75436TPF	93	Perf Tack Acst Pnl Pkg
TS75436TTF	93	Tack Acst Pnl Pkg
TS75442AWSF	181	Wood To Flr Skin Set
TS75442AWSS	177	Wood Skin Set
TS75442BWSF	181	Wood To Flr Skin Set
TS75442BWSS	177	Wood Skin Set
TS75442CWSF	181	Wood To Flr Skin Set
TS75442CWSS	177	Wood Skin Set
TS75442PF	155	Perf Tack Acst Pnl Pkg
TS75442SPF	153	Perf Tack Acst Pnl Pkg
TS75442STF	153	Tack Acst Pnl Pkg
TS75442TF	155	Tack Acst Pnl Pkg
TS75442TPF	93	Perf Tack Acst Pnl Pkg
TS75442TTF	93	Tack Acst Pnl Pkg
TS75448AWSF	181	Wood To Flr Skin Set
TS75448AWSS	177	Wood Skin Set
TS75448BWSF	181	Wood To Flr Skin Set
TS75448BWSS	177	Wood Skin Set
TS75448CWSF	181	Wood To Flr Skin Set
TS75448CWSS	177	Wood Skin Set
TS75448PF	155	Perf Tack Acst Pnl Pkg
TS75448SPF	153	Perf Tack Acst Pnl Pkg
TS75448STF	153	Tack Acst Pnl Pkg
TS75448TF	155	Tack Acst Pnl Pkg
TS75448TPF	93	Perf Tack Acst Pnl Pkg
TS75448TTF	93	Tack Acst Pnl Pkg
TS7544TCYJ	60	Y C-O-H Jct
TS7544TCYJW	60	Y C-O-H Jct
TS7545TCTJ	51	T C-O-H Jct
TS7545TCTJW	51	T C-O-H Jct
TS75460PF	155	Perf Tack Acst Pnl Pkg
TS75460SPF	153	Perf Tack Acst Pnl Pkg
TS75460STF	153	Tack Acst Pnl Pkg
TS75460TF	155	Tack Acst Pnl Pkg
TS75460TPF	93	Perf Tack Acst Pnl Pkg
TS75460TTF	93	Tack Acst Pnl Pkg
TS75472PF	155	Perf Tack Acst Pnl Pkg
TS75472SPF	153	Perf Tack Acst Pnl Pkg
TS75472STF	153	Tack Acst Pnl Pkg

Style Number	Page	Description
TS75472TF	155	Tack Acst Pnl Pkg
TS75472TPF	93	Perf Tack Acst Pnl Pkg
TS75472TTF	93	Tack Acst Pnl Pkg
TS754EPJ	123	EOR Base Pnl Jct
TS754EPJW	123	EOR Base Pnl Jct
TS754ERUP	139	EOR Jct w/Util Pole
TS754ICLS	286	Inside Cnr Light Seal
TS754IPJ	119	In-Line Base Pnl Jct
TS754JP	79	Jct Post
TS754LPJ	121	L Base Pnl Jct
TS754LPJW	121	L Base Pnl Jct
TS754LUP	139	L/In-Ln Jct w/Util Pole
TS754SEPJ	122	EOR Base Pnl Jct
TS754SEPJW	122	EOR Base Pnl Jct
TS754SERUP	138	EOR Jct w/Util Pole
TS754SIPJ	118	In-Line Base Pnl Jct
TS754SLPJ	120	L Base Pnl Jct
TS754SLPJW	120	L Base Pnl Jct
TS754SLUP	138	L/In-Ln Jct w/Util Pole
TS754STPJ	120	T Base Pnl Jct
TS754STPJW	120	T Base Pnl Jct
TS754STUP	138	T Jct w/Util Pole
TS754SVPJ	124	V Base Pnl Jct
TS754SVPJW	124	V Base Pnl Jct
TS754SXPJ	120	X Base Pnl Jct
TS754SXPJW	120	X Base Pnl Jct
TS754SYPJ	124	Y Base Pnl Jct
TS754SYPJW	124	Y Base Pnl Jct
TS754TEPJ	45	EOR Base Pnl Jct
TS754TEPJW	45	EOR Base Pnl Jct
TS754TEVT	73	EOR Vrtl Trim
TS754TEVTW	73	EOR Vrtl Trim
TS754TIPJ	42	In-Line Base Pnl Jct
TS754TLPJ	43	L Base Pnl Jct
TS754TLPJW	43	L Base Pnl Jct
TS754TLVT	74	L Vrtl Trim
TS754TLVTW	74	L Vrtl Trim
TS754TPJ	121	T Base Pnl Jct
TS754TPJW	121	T Base Pnl Jct
TS754TTC	85	Spanning Top Cap
TS754TTCR	91	T C & Algn Pkg – Ptd
TS754TTCW	85	Spanning Top Cap
TS754TTCWR	91	T C & Algn Pkg – Wd
TS754TTPJ	43	T Base Pnl Jct
TS754TTPJW	43	T Base Pnl Jct
TS754TTVT	74	T Vrtl Trim
TS754TTVTW	74	T Vrtl Trim
TS754TUP	139	T Jct w/Util Pole
TS754TVPJ	46	V Base Pnl Jct
TS754TVPJW	46	V Base Pnl Jct
TS754TVVT	75	V Vrtl Trim
TS754TVVTW	75	V Vrtl Trim
TS754TXPJ	44	X Base Pnl Jct
TS754TXPJW	44	X Base Pnl Jct
TS754TYPJ	46	Y Base Pnl Jct

Style Number	Page	Description	Style Number	Page	Description
TS754TYPJW	46	Y Base Pnl Jct	TS757TCIJW	47	In-Line C-O-H Jct
TS754VPJ	125	V Base Pnl Jct	TS757TCLJ	48	L C-O-H Jct
TS754VPJW	125	V Base Pnl Jct	TS757TCLJW	48	L C-O-H Jct
TS754WPJ	62, 126	Wall-Start Jct	TS757TCVJ	58	V C-O-H Jct
TS754XPJ	121	X Base Pnl Jct	TS757TCVJW	58	V C-O-H Jct
TS754XPJW	121	X Base Pnl Jct	TS7585TCTJ	51	T C-O-H Jct
TS754YPJ	125	Y Base Pnl Jct	TS7585TCTJW	51	T C-O-H Jct
TS754YPJW	125	Y Base Pnl Jct	TS7588TCYJ	60	Y C-O-H Jct
TS7553TCTJ	53	T C-O-H Jct	TS7588TCYJW	60	Y C-O-H Jct
TS7553TCTJW	53	T C-O-H Jct	TS759TCIJ	47	In-Line C-O-H Jct
TS7554TCTJ	53	T C-O-H Jct	TS759TCIJW	47	In-Line C-O-H Jct
TS7554TCTJW	53	T C-O-H Jct	TS75Q5TCTJ	51	T C-O-H Jct
TS75553TCXJ	57	X C-O-H Jct	TS75Q5TCTJW	51	T C-O-H Jct
TS75553TCXJW	57	X C-O-H Jct	TS75QQTCTJW	60	T C-O-H Jct
TS75554TCXJ	57	X C-O-H Jct	TS75QQTCTJW	60	T C-O-H Jct
TS75554TCXJW	57	X C-O-H Jct	TS76018TA	159	F-Cvrd Pnl Skin
TS75556TCXJ	56	X C-O-H Jct	TS76018TAF	161	F-Cvrd To The Flr Skin
TS75556TCXJW	56	X C-O-H Jct	TS76018TK	159	F-Cvrd Pnl Skin
TS75557TCXJ	56	X C-O-H Jct	TS76018TKF	161	F-Cvrd To The Flr Skin
TS75557TCXJW	56	X C-O-H Jct	TS76024LS	169	Lam Skin
TS75558TCXJ	57	X C-O-H Jct	TS76024LSF	170	Lam To The Flr Skin
TS75558TCXJW	57	X C-O-H Jct	TS76024TA	159	F-Cvrd Pnl Skin
TS7555QTCXJ	57	X C-O-H Jct	TS76024TAF	161	F-Cvrd To The Flr Skin
TS7555QTCXJW	57	X C-O-H Jct	TS76024TK	159	F-Cvrd Pnl Skin
TS75566TCXJ	55	X C-O-H Jct	TS76024TKF	161	F-Cvrd To The Flr Skin
TS75566TCXJW	55	X C-O-H Jct	TS76024WS	173	Wood Skin
TS7556TCTJ	52	T C-O-H Jct	TS76024WSF	175	Wood To The Flr Skin
TS7556TCTJW	52	T C-O-H Jct	TS76030LS	169	Lam Skin
TS75577TCXJ	55	X C-O-H Jct	TS76030LSF	170	Lam To The Flr Skin
TS75577TCXJW	55	X C-O-H Jct	TS76030TA	159	F-Cvrd Pnl Skin
TS7557TCTJ	52	T C-O-H Jct	TS76030TAF	161	F-Cvrd To The Flr Skin
TS7557TCTJW	52	T C-O-H Jct	TS76030TK	159	F-Cvrd Pnl Skin
TS7558TCTJ	53	T C-O-H Jct	TS76030TKF	161	F-Cvrd To The Flr Skin
TS7558TCTJW	53	T C-O-H Jct	TS76030WS	173	Wood Skin
TS755QTCTJ	53	T C-O-H Jct	TS76030WSF	175	Wood To The Flr Skin
TS755QTCTJW	53	T C-O-H Jct	TS76036LS	169	Lam Skin
TS75656TCXJ	54	X C-O-H Jct	TS76036LSF	170	Lam To The Flr Skin
TS75656TCXJW	54	X C-O-H Jct	TS76036TA	159	F-Cvrd Pnl Skin
TS7565TCTJ	50	T C-O-H Jct	TS76036TAF	161	F-Cvrd To The Flr Skin
TS7565TCTJW	50	T C-O-H Jct	TS76036TK	159	F-Cvrd Pnl Skin
TS7566TCYJ	61	Y C-O-H Jct	TS76036TKF	161	F-Cvrd To The Flr Skin
TS7566TCYJW	61	Y C-O-H Jct	TS76036WS	173	Wood Skin
TS756TCIJ	47	In-Line C-O-H Jct	TS76036WSF	175	Wood To The Flr Skin
TS756TCIJW	47	In-Line C-O-H Jct	TS76042LS	169	Lam Skin
TS756TCLJ	48	L C-O-H Jct	TS76042LSF	170	Lam To The Flr Skin
TS756TCLJW	48	L C-O-H Jct	TS76042TA	159	F-Cvrd Pnl Skin
TS756TCVJ	58	V C-O-H Jct	TS76042TAF	161	F-Cvrd To The Flr Skin
TS756TCVJW	58	V C-O-H Jct	TS76042TK	159	F-Cvrd Pnl Skin
TS75757TCXJ	54	X C-O-H Jct	TS76042TKF	161	F-Cvrd To The Flr Skin
TS75757TCXJW	54	X C-O-H Jct	TS76042WS	173	Wood Skin
TS7575TCTJ	50	T C-O-H Jct	TS76042WSF	175	Wood To The Flr Skin
TS7575TCTJW	50	T C-O-H Jct	TS76048LS	169	Lam Skin
TS7577TCYJ	61	Y C-O-H Jct	TS76048LSF	170	Lam To The Flr Skin
TS7577TCYJW	61	Y C-O-H Jct	TS76048TA	159	F-Cvrd Pnl Skin
TS757TCIJ	47	In-Line C-O-H Jct	TS76048TAF	161	F-Cvrd To The Flr Skin

Style Number Index, continued

Style Number	Page	Description
TS76048TK	159	F-Cvrd Pnl Skin
TS76048TKF	161	F-Cvrd To The Flr Skin
TS76048WS	173	Wood Skin
TS76048WSF	175	Wood To The Flr Skin
TS76060TA	159	F-Cvrd Pnl Skin
TS76060TAF	161	F-Cvrd To The Flr Skin
TS76060TK	159	F-Cvrd Pnl Skin
TS76060TKF	161	F-Cvrd To The Flr Skin
TS76072TA	159	F-Cvrd Pnl Skin
TS76072TK	159	F-Cvrd Pnl Skin
TS760BKT	65, 129	Off-Mod Pnl Connect
TS760BT	94, 288	Base Trim
TS760BTH	201, 289	Hardwire Base Trim
TS760CT	205, 320	Cable Tray
TS760HB	242	Horiz Brace
TS760HF	146	Base Horiz Frame Pkg
TS760HFS	84, 147	Stacking Horiz Fr Pkg
TS760OBK	115, 288	Open Base Conv Kit
TS760SHF	145	Base Horiz Frame Pkg
TS760STC	148	Spanning Top Cap
TS760STCW	148	Spanning Top Cap
TS760TEVT	73	EOR Vrtl Trim
TS760TEVTW	73	EOR Vrtl Trim
TS760THF	83	Base Horiz Frame Pkg
TS760TLVT	74	L Vrtl Trim
TS760TLVTW	74	L Vrtl Trim
TS760TTC	85	Spanning Top Cap
TS760TTCR	91	T C & Algn Pkg – Ptd
TS760TTCW	85	Spanning Top Cap
TS760TTCWR	91	T C & Algn Pkg – Wd
TS760TTVT	74	T Vrtl Trim
TS760TTVTW	74	T Vrtl Trim
TS760TVVT	75	V Vrtl Trim
TS760TVVTW	75	V Vrtl Trim
TS7624HS	189	Stl Tech Skin, No Co
TS7624TFGR	86	Frameless Glass
TS7624TSS	189	Steel Tech Skin
TS7630HS	189	Stl Tech Skin, No Co
TS7630LTSS	189	Stl Tech Skin, LH Co
TS7630RTSS	189	Stl Tech Skin, RH Co
TS7630TFGR	86	Frameless Glass
TS7630TSS	189	Steel Tech Skin
TS7633TCYJ	60	Y C-O-H Jct
TS7633TCYJW	60	Y C-O-H Jct
TS7636HS	189	Stl Tech Skin, No Co
TS7636LTSS	189	Stl Tech Skin, LH Co
TS7636RTSS	189	Stl Tech Skin, RH Co
TS7636TCTJ	51	T C-O-H Jct
TS7636TCTJW	51	T C-O-H Jct
TS7636TFGR	86	Frameless Glass
TS7636TSS	189	Steel Tech Skin
TS7642HS	189	Stl Tech Skin, No Co
TS7642LTSS	189	Stl Tech Skin, LH Co
TS7642RTSS	189	Stl Tech Skin, RH Co
TS7642TFGR	86	Frameless Glass

Style Number	Page	Description
TS7642TSS	189	Steel Tech Skin
TS7644TCYJ	60	Y C-O-H Jct
TS7644TCYJW	60	Y C-O-H Jct
TS7646TCTJ	51	T C-O-H Jct
TS7646TCTJW	51	T C-O-H Jct
TS7648HS	189	Stl Tech Skin, No Co
TS7648LTSS	189	Stl Tech Skin, LH Co
TS7648RTSS	189	Stl Tech Skin, RH Co
TS7648TFGR	86	Frameless Glass
TS7648TSS	189	Steel Tech Skin
TS7654TFGR	86	Frameless Glass
TS7655TCYJ	60	Y C-O-H Jct
TS7655TCYJW	60	Y C-O-H Jct
TS7656TCTJ	51	T C-O-H Jct
TS7656TCTJW	51	T C-O-H Jct
TS7660HS	189	Stl Tech Skin, No Co
TS7660LTSS	189	Stl Tech Skin, LH Co
TS7660RTSS	189	Stl Tech Skin, RH Co
TS7660TFGR	86	Frameless Glass
TS7660TSS	189	Steel Tech Skin
TS76618PF	155	Perf Tack Acst Pnl Pkg
TS76618SPF	153	Perf Tack Acst Pnl Pkg
TS76618STF	153	Tack Acst Pnl Pkg
TS76618TF	155	Tack Acst Pnl Pkg
TS76618TPF	93	Perf Tack Acst Pnl Pkg
TS76618TTF	93	Tack Acst Pnl Pkg
TS76624AWSF	181	Wood To Flr Skin Set
TS76624AWSS	177	Wood Skin Set
TS76624BWSF	182	Wood To Flr Skin Set
TS76624BWSS	178	Wood Skin Set
TS76624CWSF	182	Wood To Flr Skin Set
TS76624CWSS	178	Wood Skin Set
TS76624PF	155	Perf Tack Acst Pnl Pkg
TS76624SPF	153	Perf Tack Acst Pnl Pkg
TS76624STF	153	Tack Acst Pnl Pkg
TS76624TF	155	Tack Acst Pnl Pkg
TS76624TPF	93	Perf Tack Acst Pnl Pkg
TS76624TTF	93	Tack Acst Pnl Pkg
TS76630AWSF	181	Wood To Flr Skin Set
TS76630AWSS	177	Wood Skin Set
TS76630BWSF	182	Wood To Flr Skin Set
TS76630BWSS	178	Wood Skin Set
TS76630CWSF	182	Wood To Flr Skin Set
TS76630CWSS	178	Wood Skin Set
TS76630PF	155	Perf Tack Acst Pnl Pkg
TS76630SPF	153	Perf Tack Acst Pnl Pkg
TS76630STF	153	Tack Acst Pnl Pkg
TS76630TF	155	Tack Acst Pnl Pkg
TS76630TPF	93	Perf Tack Acst Pnl Pkg
TS76630TTF	93	Tack Acst Pnl Pkg
TS76636AWSF	181	Wood To Flr Skin Set
TS76636AWSS	177	Wood Skin Set
TS76636BWSF	182	Wood To Flr Skin Set
TS76636BWSS	178	Wood Skin Set
TS76636CWSF	182	Wood To Flr Skin Set

Style Number	Page	Description	Style Number	Page	Description
TS76636CWSS	178	Wood Skin Set	TS7666TFGR	86	Frameless Glass
TS76636PF	155	Perf Tack Acst Pnl Pkg	TS76672PF	155	Perf Tack Acst Pnl Pkg
TS76636SPF	153	Perf Tack Acst Pnl Pkg	TS76672SPF	153	Perf Tack Acst Pnl Pkg
TS76636STF	153	Tack Acst Pnl Pkg	TS76672STF	153	Tack Acst Pnl Pkg
TS76636TF	155	Tack Acst Pnl Pkg	TS76672TF	155	Tack Acst Pnl Pkg
TS76636TPF	93	Perf Tack Acst Pnl Pkg	TS76672TPF	93	Perf Tack Acst Pnl Pkg
TS76636TTF	93	Tack Acst Pnl Pkg	TS76672TTF	93	Tack Acst Pnl Pkg
TS7663TCTJ	53	T C-O-H Jct	TS76677TCXJ	55	X C-O-H Jct
TS7663TCTJW	53	T C-O-H Jct	TS76677TCXJW	55	X C-O-H Jct
TS76642AWSF	181	Wood To Flr Skin Set	TS7667TCTJ	52	T C-O-H Jct
TS76642AWSS	177	Wood Skin Set	TS7667TCTJW	52	T C-O-H Jct
TS76642BWSF	182	Wood To Flr Skin Set	TS7668TCTJ	53	T C-O-H Jct
TS76642BWSS	178	Wood Skin Set	TS7668TCTJW	53	T C-O-H Jct
TS76642CWSF	182	Wood To Flr Skin Set	TS766EPJ	123	EOR Base Pnl Jct
TS76642CWSS	178	Wood Skin Set	TS766EPJW	123	EOR Base Pnl Jct
TS76642PF	155	Perf Tack Acst Pnl Pkg	TS766ERUP	139	EOR Jct w/Util Pole
TS76642SPF	153	Perf Tack Acst Pnl Pkg	TS766ICLS	286	Inside Cnr Light Seal
TS76642STF	153	Tack Acst Pnl Pkg	TS766IPJ	119	In-Line Base Pnl Jct
TS76642TF	155	Tack Acst Pnl Pkg	TS766JP	79	Jct Post
TS76642TPF	93	Perf Tack Acst Pnl Pkg	TS766LPJ	121	L Base Pnl Jct
TS76642TTF	93	Tack Acst Pnl Pkg	TS766LPJW	121	L Base Pnl Jct
TS76648AWSF	181	Wood To Flr Skin Set	TS766LUP	139	L/In-Ln Jct w/Util Pole
TS76648AWSS	177	Wood Skin Set	TS766QTCTJ	53	T C-O-H Jct
TS76648BWSF	182	Wood To Flr Skin Set	TS766QTCTJW	53	T C-O-H Jct
TS76648BWSS	178	Wood Skin Set	TS766SEPJ	122	EOR Base Pnl Jct
TS76648CWSF	182	Wood To Flr Skin Set	TS766SEPJW	122	EOR Base Pnl Jct
TS76648CWSS	178	Wood Skin Set	TS766SERUP	138	EOR Jct w/Util Pole
TS76648PF	155	Perf Tack Acst Pnl Pkg	TS766SIPJ	118	In-Line Base Pnl Jct
TS76648SPF	153	Perf Tack Acst Pnl Pkg	TS766SLPJ	120	L Base Pnl Jct
TS76648STF	153	Tack Acst Pnl Pkg	TS766SLPJW	120	L Base Pnl Jct
TS76648TF	155	Tack Acst Pnl Pkg	TS766SLUP	138	L/In-Ln Jct w/Util Pole
TS76648TPF	93	Perf Tack Acst Pnl Pkg	TS766STPJ	120	T Base Pnl Jct
TS76648TTF	93	Tack Acst Pnl Pkg	TS766STPJW	120	T Base Pnl Jct
TS7664TCTJ	53	T C-O-H Jct	TS766STUP	138	T Jct w/Util Pole
TS7664TCTJW	53	T C-O-H Jct	TS766SVPJ	124	V Base Pnl Jct
TS7665TCTJ	53	T C-O-H Jct	TS766SVPJW	124	V Base Pnl Jct
TS7665TCTJW	53	T C-O-H Jct	TS766SXPJ	120	X Base Pnl Jct
TS76660PF	155	Perf Tack Acst Pnl Pkg	TS766SXPJW	120	X Base Pnl Jct
TS76660SPF	153	Perf Tack Acst Pnl Pkg	TS766SYPJ	124	Y Base Pnl Jct
TS76660STF	153	Tack Acst Pnl Pkg	TS766SYPJW	124	Y Base Pnl Jct
TS76660TF	155	Tack Acst Pnl Pkg	TS766TEPJ	45	EOR Base Pnl Jct
TS76660TPF	93	Perf Tack Acst Pnl Pkg	TS766TEPJW	45	EOR Base Pnl Jct
TS76660TTF	93	Tack Acst Pnl Pkg	TS766TEVT	73	EOR Vrtl Trim
TS76663TCXJ	57	X C-O-H Jct	TS766TEVTW	73	EOR Vrtl Trim
TS76663TCXJW	57	X C-O-H Jct	TS766TIPJ	42	In-Line Base Pnl Jct
TS76664TCXJ	57	X C-O-H Jct	TS766TLPJ	43	L Base Pnl Jct
TS76664TCXJW	57	X C-O-H Jct	TS766TLPJW	43	L Base Pnl Jct
TS76665TCXJ	57	X C-O-H Jct	TS766TLVT	74	L Vrtl Trim
TS76665TCXJW	57	X C-O-H Jct	TS766TLVTW	74	L Vrtl Trim
TS76667TCXJ	56	X C-O-H Jct	TS766TPJ	121	T Base Pnl Jct
TS76667TCXJW	56	X C-O-H Jct	TS766TPJW	121	T Base Pnl Jct
TS76668TCXJ	57	X C-O-H Jct	TS766TTC	85	Spanning Top Cap
TS76668TCXJW	57	X C-O-H Jct	TS766TTCR	91	T C & Algn Pkg – Ptd
TS7666QTCXJ	57	X C-O-H Jct	TS766TTCW	85	Spanning Top Cap
TS7666QTCXJW	57	X C-O-H Jct	TS766TTCWR	91	T C & Algn Pkg – Wd

Style Number Index, continued

Style Number	Page	Description
TS766TTPJ	43	T Base Pnl Jct
TS766TTPJW	43	T Base Pnl Jct
TS766TTVT	74	T Vrtl Trim
TS766TTVTW	74	T Vrtl Trim
TS766TUP	139	T Jct w/Util Pole
TS766TVPJ	46	V Base Pnl Jct
TS766TVPJW	46	V Base Pnl Jct
TS766TVVT	75	V Vertical Trim
TS766TVVTW	75	V Vertical Trim
TS766TXPJ	44	X Base Pnl Jct
TS766TXPJW	44	X Base Pnl Jct
TS766TYPJ	46	Y Base Pnl Jct
TS766TYPJW	46	Y Base Pnl Jct
TS766VPJ	125	V Base Pnl Jct
TS766VPJW	125	V Base Pnl Jct
TS766WPJ	62, 126	Wall-Start Jct
TS766XPJ	121	X Base Pnl Jct
TS766XPJW	121	X Base Pnl Jct
TS766YPJ	125	Y Base Pnl Jct
TS766YPJW	125	Y Base Pnl Jct
TS7672HS	189	Stl Tech Skin, No Co
TS7672LTSS	189	Stl Tech Skin, LH Co
TS7672RTSS	189	Stl Tech Skin, RH Co
TS7672TFGR	86	Frameless Glass
TS7672TSS	189	Steel Tech Skin
TS76767TCXJ	54	X C-O-H Jct
TS76767TCXJW	54	X C-O-H Jct
TS7676TCTJ	50	T C-O-H Jct
TS7676TCTJW	50	T C-O-H Jct
TS7677TCYJ	61	Y C-O-H Jct
TS7677TCYJW	61	Y C-O-H Jct
TS7678TFGR	86	Frameless Glass
TS7677TCIJ	47	In-Line C-O-H Jct
TS7677TCIJW	47	In-Line C-O-H Jct
TS7677TCLJ	48	L C-O-H Jct
TS7677TCLJW	48	L C-O-H Jct
TS7677TCVJ	58	V C-O-H Jct
TS7677TCVJW	58	V C-O-H Jct
TS7684TFGR	86	Frameless Glass
TS7686TCTJ	51	T C-O-H Jct
TS7686TCTJW	51	T C-O-H Jct
TS7688TCYJ	60	Y C-O-H Jct
TS7688TCYJW	60	Y C-O-H Jct
TS7690TFGR	86	Frameless Glass
TS7696TFGR	86	Frameless Glass
TS7697TCIJ	47	In-Line C-O-H Jct
TS7697TCIJW	47	In-Line C-O-H Jct
TS76BPSFX	212, 316	Base Power Infeed
TS76BPSFY	212, 316	Base Power Infeed
TS76BPSFZ	212, 316	Base Power Infeed
TS76BPX	212, 316	Base Power Infeed
TS76BPY	212, 316	Base Power Infeed
TS76BPZ	212, 316	Base Power Infeed
TS76IPJS	66	Stck In-Line Pnl Jct
TS76Q6TCTJ	51	T C-O-H Jc

Style Number	Page	Description
TS76Q6TCTJW	51	T C-O-H Jc
TS76QQTCTYJ	60	T C-O-H Jc
TS76QQTCTYJW	60	T C-O-H Jc
TS76T120CHT	78	120° Cor C-O-H Trim
TS76T120CHTW	78	120° Cor C-O-H Trim
TS76TCLCHT	77	L Cor C-O-H Trim
TS76TCLCHTW	77	L Cor C-O-H Trim
TS76TCTCHT	77	L Cor C-O-H Trim
TS76TCTCHTW	77	L Cor C-O-H Trim
TS76TEPJS	68	Stck EOR Pnl Jct
TS76TICHT	76	EOR In-Line COH Trim
TS76TICHTW	76	EOR In-Line COH Trim
TS76TLPJS	67	Stck L Pnl Jct
TS76TTPJS	67	Stacking T Pnl Jct
TS76TVCHT	78	V Cnr C-O-H Trim
TS76TVCHTW	78	V Cnr C-O-H Trim
TS76TVPJS	67	Stck V Pnl Jct
TS76UPHX	214, 324	Mpp Power Infeed
TS76UPHXN	214, 324	Mpp Power Infeed
TS76UPHY	214, 324	Mpp Power Infeed
TS76UPHYN	214, 324	Mpp Power Infeed
TS76UPHZ	214, 324	Mpp Power Infeed
TS76UPHZN	214, 324	Mpp Power Infeed
TS76WPJS	69	Stck Wall-Start Jct
TS76XPJS	67	Stck X Pnl Jct
TS76YPJS	67	Stck Y Pnl Jct
TS772BKT	65, 129	Off-Mod Pnl Connect
TS772BT	94, 288	Base Trim
TS772BTH	201, 289	Hardwire Base Trim
TS772CT	205, 320	Cable Tray
TS772HB	242	Horiz Brace
TS772HF	146	Base Horiz Frame Pkg
TS772HFS	84, 147	Stacking Horiz Fm Pkg
TS772OBK	115, 288	Open Base Conv Kit
TS772SHF	145	Base Horiz Frame Pkg
TS772STC	148	Spanning Top Cap
TS772STCW	148	Spanning Top Cap
TS772TEVT	73	EOR Vrtl Trim
TS772TEVTW	73	EOR Vrtl Trim
TS772THF	83	Base Horiz Frame Pkg
TS772TLVT	74	L Vrtl Trim
TS772TLVTW	74	L Vrtl Trim
TS772TTC	85	Spanning Top Cap
TS772TTCR	91	T C & Algn Pkg – Ptd
TS772TTCW	85	Spanning Top Cap
TS772TTCWR	91	T C & Algn Pkg – Wd
TS772TTVT	74	T Vrtl Trim
TS772TTVTW	74	T Vrtl Trim
TS772TVVT	75	V Vrtl Trim
TS772TVVTW	75	V Vrtl Trim
TS7744TCYJ	60	Y C-O-H Jct
TS7744TCYJW	60	Y C-O-H Jct
TS7747TCTJ	51	T C-O-H Jct
TS7747TCTJW	51	T C-O-H Jct
TS7755TCYJ	60	Y C-O-H Jct

Style Number	Page	Description	Style Number	Page	Description
TS7755TCYJW	60	Y C-O-H Jct	TS778TEPJW	45	EOR Base Pnl Jct
TS7757TCTJ	51	T C-O-H Jct	TS778TEVT	73	EOR Vrtl Trim
TS7757TCTJW	51	T C-O-H Jct	TS778TEVTW	73	EOR Vrtl Trim
TS7766TCYJ	60	Y C-O-H Jct	TS778TIPJ	42	In-Line Base Pnl Jct
TS7766TCYJW	60	Y C-O-H Jct	TS778TLPJ	43	L Base Pnl Jct
TS7767TCTJ	51	T C-O-H Jct	TS778TLPJW	43	L Base Pnl Jct
TS7767TCTJW	51	T C-O-H Jct	TS778TLVT	74	L Vrtl Trim
TS7774TCTJ	53	T C-O-H Jct	TS778TLVTW	74	L Vrtl Trim
TS7774TCTJW	53	T C-O-H Jct	TS778TPJ	121	T Base Pnl Jct
TS7775TCTJ	53	T C-O-H Jct	TS778TPJW	121	T Base Pnl Jct
TS7775TCTJW	53	T C-O-H Jct	TS778TTC	85	Spanning Top Cap
TS7776TCTJ	53	T C-O-H Jct	TS778TTCW	85	Spanning Top Cap
TS7776TCTJW	53	T C-O-H Jct	TS778TTPJ	43	T Base Pnl Jct
TS77774TCXJ	57	X C-O-H Jct	TS778TTPJW	43	T Base Pnl Jct
TS77774TCXJW	57	X C-O-H Jct	TS778TTVT	74	T Vrtl Trim
TS77775TCXJ	57	X C-O-H Jct	TS778TTVTW	74	T Vrtl Trim
TS77775TCXJW	57	X C-O-H Jct	TS778TUP	139	T Jct w/Util Pole
TS77776TCXJ	57	X C-O-H Jct	TS778TVPJ	46	V Base Pnl Jct
TS77776TCXJW	57	X C-O-H Jct	TS778TVPJW	46	V Base Pnl Jct
TS77778TCXJ	57	X C-O-H Jct	TS778TVVT	75	V Vertical Trim
TS77778TCXJW	57	X C-O-H Jct	TS778TVVTW	75	V Vertical Trim
TS7778TCTJ	53	T C-O-H Jct	TS778TXPJ	44	X Base Pnl Jct
TS7778TCTJW	53	T C-O-H Jct	TS778TXPJW	44	X Base Pnl Jct
TS7787TCTJ	51	T C-O-H Jct	TS778TYPJ	46	Y Base Pnl Jct
TS7787TCTJW	51	T C-O-H Jct	TS778TYPJW	46	Y Base Pnl Jct
TS7788TCYJ	60	Y C-O-H Jct	TS778VPJ	125	V Base Pnl Jct
TS7788TCYJW	60	Y C-O-H Jct	TS778VPJW	125	V Base Pnl Jct
TS778EPJ	123	EOR Base Pnl Jct	TS778WPJ	62, 126	Wall-Start Jct
TS778EPJW	123	EOR Base Pnl Jct	TS778XPJ	121	X Base Pnl Jct
TS778ERUP	139	EOR Jct w/Util Pole	TS778XPJW	121	X Base Pnl Jct
TS778ICLS	286	Inside Cnr Light Seal	TS778YPJ	125	Y Base Pnl Jct
TS778IPJ	119	In-Line Base Pnl Jct	TS778YPJW	125	Y Base Pnl Jct
TS778JP	79	Jct Post	TS779TCIJ	47	In-Line C-O-H Jct
TS778LPJ	121	L Base Pnl Jct	TS779TCIJW	47	In-Line C-O-H Jct
TS778LPJW	121	L Base Pnl Jct	TS780MHX	215, 322	Modular Harness
TS778LUP	139	L/In-Ln Jct w/Util Pole	TS780MHXN	215, 322	Modular Harness
TS778SEPJ	122	EOR Base Pnl Jct	TS780MHY	215, 322	Modular Harness
TS778SEPJW	122	EOR Base Pnl Jct	TS780MHYN	215, 322	Modular Harness
TS778SERUP	138	EOR Jct w/Util Pole	TS780MHZ	215, 322	Modular Harness
TS778SIPJ	118	In-Line Base Pnl Jct	TS780MHZN	215, 322	Modular Harness
TS778SLPJ	120	L Base Pnl Jct	TS7833TCYJ	60	Y C-O-H Jct
TS778SLPJW	120	L Base Pnl Jct	TS7833TCYJW	60	Y C-O-H Jct
TS778SLUP	138	L/In-Ln Jct w/Util Pole	TS7838TCTJ	51	T C-O-H Jct
TS778STC	148	Spanning Top Cap	TS7838TCTJW	51	T C-O-H Jct
TS778STCW	148	Spanning Top Cap	TS7844TCYJ	60	Y C-O-H Jct
TS778STPJ	120	T Base Pnl Jct	TS7844TCYJW	60	Y C-O-H Jct
TS778STPJW	120	T Base Pnl Jct	TS7848TCTJ	51	T C-O-H Jct
TS778STUP	138	T Jct w/Util Pole	TS7848TCTJW	51	T C-O-H Jct
TS778SVPJ	124	V Base Pnl Jct	TS784STC	148	Spanning Top Cap
TS778SVPJW	124	V Base Pnl Jct	TS784STCW	148	Spanning Top Cap
TS778SXPJ	120	L Base Pnl Jct	TS784TEVT	73	EOR Vrtl Trim
TS778SXPJW	120	X Base Pnl Jct	TS784TEVTW	73	EOR Vrtl Trim
TS778SYPJ	124	Y Base Pnl Jct	TS784TLVT	74	L Vrtl Trim
TS778SYPJW	124	Y Base Pnl Jct	TS784TLVTW	74	L Vrtl Trim
TS778TEPJ	45	EOR Base Pnl Jct	TS784TTC	85	Spanning Top Cap

Style Number Index, continued

Style Number	Page	Description
TS784TTCW	85	Spanning Top Cap
TS784TTVT	74	T Vrtl Trim
TS784TTVTW	74	T Vrtl Trim
TS784TVVT	75	V Vrtl Trim
TS784TVVTW	75	V Vrtl Trim
TS785TCYJ	61	Y C-O-H Jct
TS785TCYJW	61	Y C-O-H Jct
TS78585TCXJ	54	X C-O-H Jct
TS78585TCXJW	54	X C-O-H Jct
TS7858TCTJ	50	T C-O-H Jct
TS7858TCTJW	50	T C-O-H Jct
TS785TCIJ	47	In-Line C-O-H Jct
TS785TCIJW	47	In-Line C-O-H Jct
TS785TCLJ	48	L C-O-H Jct
TS785TCLJW	48	L C-O-H Jct
TS785TCVJ	58	V C-O-H Jct
TS785TCVJW	58	V C-O-H Jct
TS7866TCYJ	61	Y C-O-H Jct
TS7866TCYJW	61	Y C-O-H Jct
TS78686TCXJ	54	X C-O-H Jct
TS78686TCXJW	54	X C-O-H Jct
TS7868TCTJ	50	T C-O-H Jct
TS7868TCTJW	50	T C-O-H Jct
TS786TCIJ	47	In-Line C-O-H Jct
TS786TCIJW	47	In-Line C-O-H Jct
TS786TCLJ	48	L C-O-H Jct
TS786TCLJW	48	L C-O-H Jct
TS786TCVJ	58	V C-O-H Jct
TS786TCVJW	58	V C-O-H Jct
TS7877TCYJ	61	Y C-O-H Jct
TS7877TCYJW	61	Y C-O-H Jct
TS78787TCXJ	54	X C-O-H Jct
TS78787TCXJW	54	X C-O-H Jct
TS7878TCTJ	50	T C-O-H Jct
TS7878TCTJW	50	T C-O-H Jct
TS787TCLJ	48	L C-O-H Jct
TS787TCLJW	48	L C-O-H Jct
TS787TCVJ	58	V C-O-H Jct
TS787TCVJW	58	V C-O-H Jct
TS7883TCTJ	53	T C-O-H Jct
TS7883TCTJW	53	T C-O-H Jct
TS7884TCTJ	53	T C-O-H Jct
TS7884TCTJW	53	T C-O-H Jct
TS78855TCXJ	55	X C-O-H Jct
TS78855TCXJW	55	X C-O-H Jct
TS7885TCTJ	52	T C-O-H Jct
TS7885TCTJW	52	T C-O-H Jct
TS78866TCXJ	55	X C-O-H Jct
TS78866TCXJW	55	X C-O-H Jct
TS7886TCTJ	52	T C-O-H Jct
TS7886TCTJW	52	T C-O-H Jct
TS78877TCXJ	55	X C-O-H Jct
TS78877TCXJW	55	X C-O-H Jct
TS7887TCTJ	52	T C-O-H Jct
TS7887TCTJW	52	T C-O-H Jct

Style Number	Page	Description
TS78883TCXJ	57	X C-O-H Jct
TS78883TCXJW	57	X C-O-H Jct
TS78884TCXJ	57	X C-O-H Jct
TS78884TCXJW	57	X C-O-H Jct
TS78885TCXJ	56	X C-O-H Jct
TS78885TCXJW	56	X C-O-H Jct
TS78886TCXJ	56	X C-O-H Jct
TS78886TCXJW	56	X C-O-H Jct
TS78887TCXJ	56	X C-O-H Jct
TS78887TCXJW	56	X C-O-H Jct
TS7888QTCXJ	57	X C-O-H Jct
TS7888QTCXJW	57	X C-O-H Jct
TS788QTCTJ	53	T C-O-H Jct
TS788QTCTJW	53	T C-O-H Jct
TS788TCTJ	51	T C-O-H Jct
TS788TCTJW	51	T C-O-H Jct
TS788QTCYJ	60	Y C-O-H Jct
TS788QTCYJW	60	Y C-O-H Jct
TS790COHJC	81	90° C-O-H Jct Cap
TS790COHJCW	81	90° C-O-H Jct Cap
TS790JB3	80, 285	90° Jct Block, Pkg of 3
TS790JB4	80, 285	90° Jct Block, Pkg of 4
TS790JB5	80, 285	90° Jct Block, Pkg of 5
TS790JC	81	90° Cnr Jct Cap
TS790JCW	81	90° Cnr Jct Cap
TS790STC	148	Spanning Top Cap
TS790STCW	148	Spanning Top Cap
TS790TEVT	73	EOR Vrtl Trim
TS790TEVTW	73	EOR Vrtl Trim
TS790TLVT	74	L Vrtl Trim
TS790TLVTW	74	L Vrtl Trim
TS790TTC	85	Spanning Top Cap
TS790TTCW	85	Spanning Top Cap
TS790TTVT	74	T Vrtl Trim
TS790TTVTW	74	T Vrtl Trim
TS790TVVT	75	V Vrtl Trim
TS790TVVTW	75	V Vrtl Trim
TS796STC	148	Spanning Top Cap
TS796STCW	148	Spanning Top Cap
TS796TTC	85	Spanning Top Cap
TS796TTCW	85	Spanning Top Cap
TS7AV	241	Avenir to Ans Bracket
TS7AVH	241	Avenir to Ans Bracket
TS7BFCC12	324, 360	Infeed Conduit Cover
TS7BFCC24	324, 360	Infeed Conduit Cover
TS7BFCC6	324, 360	Infeed Conduit Cover
TS7BM	241	Avenir to Ans Bracket
TS7BMH	241	Avenir to Ans Bracket
TS7BPNY24X	213, 317	Bs Pwr Infeed - NYC
TS7BPNY24XN	213, 317	Bs Pwr Infeed - NYC
TS7BPNY24Y	213, 317	Bs Pwr Infeed - NYC
TS7BPNY24YN	213, 317	Bs Pwr Infeed - NYC
TS7BPNY24Z	213, 317	Bs Pwr Infeed - NYC
TS7BPNY24ZN	213, 317	Bs Pwr Infeed - NYC
TS7BPNY30X	213, 317	Bs Pwr Infeed - NYC

Style Number	Page	Description
TS7BPNY30XN	213, 317	Bs Pwr Infeed - NYC
TS7BPNY30Y	213, 317	Bs Pwr Infeed - NYC
TS7BPNY30YN	213, 317	Bs Pwr Infeed - NYC
TS7BPNY30Z	213, 317	Bs Pwr Infeed - NYC
TS7BPNY30ZN	213, 317	Bs Pwr Infeed - NYC
TS7BPNY36X	213, 317	Bs Pwr Infeed - NYC
TS7BPNY36XN	213, 317	Bs Pwr Infeed - NYC
TS7BPNY36Y	213, 317	Bs Pwr Infeed - NYC
TS7BPNY36YN	213, 317	Bs Pwr Infeed - NYC
TS7BPNY36Z	213, 317	Bs Pwr Infeed - NYC
TS7BPNY36ZN	213, 317	Bs Pwr Infeed - NYC
TS7BPNY42X	213, 317	Bs Pwr Infeed - NYC
TS7BPNY42XN	213, 317	Bs Pwr Infeed - NYC
TS7BPNY42Y	213, 317	Bs Pwr Infeed - NYC
TS7BPNY42YN	213, 317	Bs Pwr Infeed - NYC
TS7BPNY42Z	213, 317	Bs Pwr Infeed - NYC
TS7BPNY42ZN	213, 317	Bs Pwr Infeed - NYC
TS7BPNY48X	213, 317	Bs Pwr Infeed - NYC
TS7BPNY48XN	213, 317	Bs Pwr Infeed - NYC
TS7BPNY48Y	213, 317	Bs Pwr Infeed - NYC
TS7BPNY48YN	213, 317	Bs Pwr Infeed - NYC
TS7BPNY48Z	213, 317	Bs Pwr Infeed - NYC
TS7BPNY48ZN	213, 317	Bs Pwr Infeed - NYC
TS7BPNY60X	213, 317	Bs Pwr Infeed - NYC
TS7BPNY60XN	213, 317	Bs Pwr Infeed - NYC
TS7BPNY60Y	213, 317	Bs Pwr Infeed - NYC
TS7BPNY60YN	213, 317	Bs Pwr Infeed - NYC
TS7BPNY60Z	213, 317	Bs Pwr Infeed - NYC
TS7BPNY60ZN	213, 317	Bs Pwr Infeed - NYC
TS7BPNY72X	213, 317	Bs Pwr Infeed - NYC
TS7BPNY72XN	213, 317	Bs Pwr Infeed - NYC
TS7BPNY72Y	213, 317	Bs Pwr Infeed - NYC
TS7BPNY72YN	213, 317	Bs Pwr Infeed - NYC
TS7BPNY72Z	213, 317	Bs Pwr Infeed - NYC
TS7BPNY72ZN	213, 317	Bs Pwr Infeed - NYC
TS7BSWHC	242	Wall Channels
TS7CJCA10	81	Jct Cap Cnr Aligner
TS7CMB2	90	T C Mnt Strg – Brkts
TS7CMBA2	90	T C Mnt Strg – Brkts
TS7CMBA3	90	T C Mnt Strg – Brkts
TS7CPCM	218	Cnsl'd Point Cable Mgr
TS7CPK	217	Cnsl'd Point Kit
TS7CPK24	214, 323	Hardwired Pwrkit
TS7CPK30	214, 323	Hardwired Pwrkit
TS7CPK36	214, 323	Hardwired Pwrkit
TS7CPK42	214, 323	Hardwired Pwrkit
TS7CPK48	214, 323	Hardwired Pwrkit
TS7CPK60	214, 323	Hardwired Pwrkit
TS7CPK72	214, 323	Hardwired Pwrkit
TS7CPMB	217	Cnsl'd Pnt Mnting Brkt
TS7DCLSPT	113-114	Ans Boundary Screen
TS7DCLSSD	111-112	Ans Boundary Screen
TS7DCSPN	102	Ans Boundary Screen
TS7DCSPT	103	Ans Boundary Screen
TS7DCSSD	101	Ans Boundary Screen

Style Number	Page	Description
TS7DF	331	Data Filler
TS7FGJG	88	Frameless Glass
TS7FSLVE	216, 332	Fd-Thru Horiz Cbl Slv
TS7GGC10	79, 285	Gripper Glide Caps
TS7HSLVE	216, 333	Grm for Hor Bar & Jct
TS7JSLVE	216, 333	Grommet for Jct
TS7JTSLVE	215, 332	Jct Tall Sleeve
TS7LSLVE	216	Lay-In Jct Cbl Sleeve
TS7LTA4	81	L to T Trim Aligner
TS7MBSP	164	Mkb Sfcs for St Skins
TS7MTPK	242	Hanging Kit
TS7PF	204, 291	Panel and Beam Foot
TS7PK24X	206, 318	4-Cir, 3+1 Wrg, Pwrkit
TS7PK24XN	206, 318	4-Cir, 3+1 Wrg, Pwrkit
TS7PK24Y	206, 318	4-Cir, 2+2 Wrg, Pwrkit
TS7PK24YN	206, 318	4-Cir, 2+2 Wrg, Pwrkit
TS7PK24Z	206, 318	3-Cir, 3SN Wrg, Pwrkit
TS7PK24ZN	206, 318	3-Cir, 3SN Wrg, Pwrkit
TS7PK30X	206, 318	4-Cir, 3+1 Wrg, Pwrkit
TS7PK30XN	206, 318	4-Cir, 3+1 Wrg, Pwrkit
TS7PK30Y	206, 318	4-Cir, 2+2 Wrg, Pwrkit
TS7PK30YN	206, 318	4-Cir, 2+2 Wrg, Pwrkit
TS7PK30Z	206, 318	3-Cir, 3SN Wrg, Pwrkit
TS7PK30ZN	206, 318	3-Cir, 3SN Wrg, Pwrkit
TS7PK36X	206, 318	4-Cir, 3+1 Wrg, Pwrkit
TS7PK36XN	206, 318	4-Cir, 3+1 Wrg, Pwrkit
TS7PK36Y	206, 318	4-Cir, 2+2 Wrg, Pwrkit
TS7PK36YN	206, 318	4-Cir, 2+2 Wrg, Pwrkit
TS7PK36Z	206, 318	3-Cir, 3SN Wrg, Pwrkit
TS7PK36ZN	206, 318	3-Cir, 3SN Wrg, Pwrkit
TS7PK42X	206, 318	4-Cir, 3+1 Wrg, Pwrkit
TS7PK42XN	206, 318	4-Cir, 3+1 Wrg, Pwrkit
TS7PK42Y	206, 318	4-Cir, 2+2 Wrg, Pwrkit
TS7PK42YN	206, 318	4-Cir, 2+2 Wrg, Pwrkit
TS7PK42Z	206, 318	3-Cir, 3SN Wrg, Pwrkit
TS7PK42ZN	206, 318	3-Cir, 3SN Wrg, Pwrkit
TS7PK48X	206, 318	4-Cir, 3+1 Wrg, Pwrkit
TS7PK48XN	206, 318	4-Cir, 3+1 Wrg, Pwrkit
TS7PK48Y	206, 318	4-Cir, 2+2 Wrg, Pwrkit
TS7PK48YN	206, 318	4-Cir, 2+2 Wrg, Pwrkit
TS7PK48Z	206, 318	3-Cir, 3SN Wrg, Pwrkit
TS7PK48ZN	206, 318	3-Cir, 3SN Wrg, Pwrkit
TS7PK60X	206, 318	4-Cir, 3+1 Wrg, Pwrkit
TS7PK60XN	206, 318	4-Cir, 3+1 Wrg, Pwrkit
TS7PK60Y	206, 318	4-Cir, 2+2 Wrg, Pwrkit
TS7PK60YN	206, 318	4-Cir, 2+2 Wrg, Pwrkit
TS7PK60Z	206, 318	3-Cir, 3SN Wrg, Pwrkit
TS7PK60ZN	206, 318	3-Cir, 3SN Wrg, Pwrkit
TS7PK72X	206, 318	4-Cir, 3+1 Wrg, Pwrkit
TS7PK72XN	206, 318	4-Cir, 3+1 Wrg, Pwrkit
TS7PK72Y	206, 318	4-Cir, 2+2 Wrg, Pwrkit
TS7PK72YN	206, 318	4-Cir, 2+2 Wrg, Pwrkit
TS7PK72Z	206, 318	3-Cir, 3SN Wrg, Pwrkit
TS7PK72ZN	206, 318	3-Cir, 3SN Wrg, Pwrkit
TS7PT18X	207	4-Cir, 3+1, P-T Pwrkt

Style Number Index, continued

Style Number	Page	Description
TS7PT18XN	207	4-Cir, 3+1, P-T Pwrkt
TS7PT18Y	207	4-Cir, 2+2, P-T Pwrkt
TS7PT18YN	207	4-Cir, 2+2, P-T Pwrkt
TS7PT18Z	207	3-Cir, 3SN, P-T Pwrkt
TS7PT18ZN	207	3-Cir, 3SN, P-T Pwrkt
TS7PT24X	207, 319	4-Cir, 3+1, P-T Pwrkt
TS7PT24XN	207, 319	4-Cir, 3+1, P-T Pwrkt
TS7PT24Y	207, 319	4-Cir, 2+2, P-T Pwrkt
TS7PT24YN	207, 319	4-Cir, 2+2, P-T Pwrkt
TS7PT24Z	207, 319	3-Cir, 3SN, P-T Pwrkt
TS7PT24ZN	207, 319	3-Cir, 3SN, P-T Pwrkt
TS7PT30X	207, 319	4-Cir, 3+1, P-T Pwrkt
TS7PT30XN	207, 319	4-Cir, 3+1, P-T Pwrkt
TS7PT30Y	207, 319	4-Cir, 2+2, P-T Pwrkt
TS7PT30YN	207, 319	4-Cir, 2+2, P-T Pwrkt
TS7PT30Z	207, 319	3-Cir, 3SN, P-T Pwrkt
TS7PT30ZN	207, 319	3-Cir, 3SN, P-T Pwrkt
TS7PT36X	207, 319	4-Cir, 3+1, P-T Pwrkt
TS7PT36XN	207, 319	4-Cir, 3+1, P-T Pwrkt
TS7PT36Y	207, 319	4-Cir, 2+2, P-T Pwrkt
TS7PT36YN	207, 319	4-Cir, 2+2, P-T Pwrkt
TS7PT36Z	207, 319	3-Cir, 3SN, P-T Pwrkt
TS7PT36ZN	207, 319	3-Cir, 3SN, P-T Pwrkt
TS7PT42X	207, 319	4-Cir, 3+1, P-T Pwrkt
TS7PT42XN	207, 319	4-Cir, 3+1, P-T Pwrkt
TS7PT42Y	207, 319	4-Cir, 2+2, P-T Pwrkt
TS7PT42YN	207, 319	4-Cir, 2+2, P-T Pwrkt
TS7PT42Z	207, 319	3-Cir, 3SN, P-T Pwrkt
TS7PT42ZN	207, 319	3-Cir, 3SN, P-T Pwrkt
TS7PT48X	207, 319	4-Cir, 3+1, P-T Pwrkt
TS7PT48XN	207, 319	4-Cir, 3+1, P-T Pwrkt
TS7PT48Y	207, 319	4-Cir, 2+2, P-T Pwrkt
TS7PT48YN	207, 319	4-Cir, 2+2, P-T Pwrkt
TS7PT48Z	207, 319	3-Cir, 3SN, P-T Pwrkt
TS7PT48ZN	207, 319	3-Cir, 3SN, P-T Pwrkt
TS7PT60X	207, 319	4-Cir, 3+1, P-T Pwrkt
TS7PT60XN	207, 319	4-Cir, 3+1, P-T Pwrkt
TS7PT60Y	207, 319	4-Cir, 2+2, P-T Pwrkt
TS7PT60YN	207, 319	4-Cir, 2+2, P-T Pwrkt
TS7PT60Z	207, 319	3-Cir, 3SN, P-T Pwrkt
TS7PT60ZN	207, 319	3-Cir, 3SN, P-T Pwrkt
TS7PT72X	207, 319	4-Cir, 3+1, P-T Pwrkt
TS7PT72XN	207, 319	4-Cir, 3+1, P-T Pwrkt
TS7PT72Y	207, 319	4-Cir, 2+2, P-T Pwrkt
TS7PT72YN	207, 319	4-Cir, 2+2, P-T Pwrkt
TS7PT72Z	207, 319	3-Cir, 3SN, P-T Pwrkt
TS7PT72ZN	207, 319	3-Cir, 3SN, P-T Pwrkt
TS7Q33TCYJ	60	Y C-O-H Jct
TS7Q33TCYJW	60	Y C-O-H Jct
TS7Q3QTCTJ	51	T C-O-H Jct
TS7Q3QTCTJW	51	T C-O-H Jct
TS7Q44TCYJ	61	Y C-O-H Jct
TS7Q44TCYJW	61	Y C-O-H Jct
TS7Q4Q4TCXJ	54	X C-O-H Jct
TS7Q4Q4TCXJW	54	X C-O-H Jct

Style Number	Page	Description
TS7Q4QTCTJ	50	L C-O-H Jct
TS7Q4QTCTJW	50	L C-O-H Jct
TS7Q4TCIJ	47	In-LineC-O-H Jct—Thin Trim
TS7Q4TCIJW	47	In-LineC-O-H Jct—Thin Trim
TS7Q4TCLJ	48	L C-O-H Jct
TS7Q4TCLJW	48	L C-O-H Jct
TS7Q4TCVJ	58	V C-O-H Jct
TS7Q4TCVJW	58	V C-O-H Jct
TS7Q55TCYJ	61	Y C-O-H Jct
TS7Q55TCYJW	61	Y C-O-H Jct
TS7Q5Q5TCXJ	54	X C-O-H Jct
TS7Q5Q5TCXJW	54	X C-O-H Jct
TS7Q5QTCTJ	50	T C-O-H Jct
TS7Q5QTCTJW	50	T C-O-H Jct
TS7Q5TCIJ	47	In-LineC-O-H Jct—Thin Trim
TS7Q5TCIJW	47	In-LineC-O-H Jct—Thin Trim
TS7Q5TCLJ	48	L C-O-H Jct
TS7Q5TCLJW	48	L C-O-H Jct
TS7Q5TCVJ	58	V C-O-H Jct
TS7Q5TCVJW	58	V C-O-H Jct
TS7Q66TCYJ	61	Y C-O-H Jct
TS7Q66TCYJW	61	Y C-O-H Jct
TS7Q6Q6TCXJ	54	X C-O-H Jct
TS7Q6Q6TCXJW	54	X C-O-H Jct
TS7Q6QTCTJ	50	T C-O-H Jct
TS7Q6QTCTJW	50	T C-O-H Jct
TS7Q6TCIJ	47	In-LineC-O-H Jct—Thin Trim
TS7Q6TCIJW	47	In-LineC-O-H Jct—Thin Trim
TS7Q6TCLJ	48	L C-O-H Jct
TS7Q6TCLJW	48	L C-O-H Jct
TS7Q6TCVJ	58	V C-O-H Jct
TS7Q6TCVJW	58	V C-O-H Jct
TS7Q88TCYJ	61	Y C-O-H Jct
TS7Q88TCYJW	61	Y C-O-H Jct
TS7Q8Q8TCXJ	54	X C-O-H Jct
TS7Q8Q8TCXJW	54	X C-O-H Jct
TS7Q8QTCTJ	50	T C-O-H Jct
TS7Q8QTCTJW	50	T C-O-H Jct
TS7Q8TCIJ	47	In-LineC-O-H Jct—Thin Trim
TS7Q8TCIJW	47	In-LineC-O-H Jct—Thin Trim
TS7Q8TCLJ	48	L C-O-H Jct
TS7Q8TCLJW	48	L C-O-H Jct
TS7Q8TCVJ	58	V C-O-H Jct
TS7Q8TCVJW	58	V C-O-H Jct
TS7QQ3TCTJ	53	T C-O-H Jct
TS7QQ3TCTJW	53	T C-O-H Jct
TS7QQ44TCXJ	55	X C-O-H Jct
TS7QQ44TCXJW	55	X C-O-H Jct
TS7QQ4TCTJ	52	T C-O-H Jct
TS7QQ4TCTJW	52	T C-O-H Jct
TS7QQ55TCXJ	55	X C-O-H Jct
TS7QQ55TCXJW	55	X C-O-H Jct
TS7QQ5TCTJ	52	T C-O-H Jct
TS7QQ5TCTJW	52	T C-O-H Jct
TS7QQ66TCXJ	55	X C-O-H Jct

Style Number	Page	Description	Style Number	Page	Description
TS7QQ66TCXJW	55	X C-O-H Jct	TS7UOH24	237	OTC and Hutch Kit
TS7QQ6TCTJ	52	T C-O-H Jct	TS7UOH30	237	OTC and Hutch Kit
TS7QQ6TCTJW	52	T C-O-H Jct	TS7UOH36	237	OTC and Hutch Kit
TS7QQ88TCXJ	55	X C-O-H Jct	TS7UOH42	237	OTC and Hutch Kit
TS7QQ88TCXJW	55	X C-O-H Jct	TS7UOH48	237	OTC and Hutch Kit
TS7QQ8TCTJ	52	T C-O-H Jct	TS7UOH60	237	OTC and Hutch Kit
TS7QQ8TCTJW	52	T C-O-H Jct	TS7UOH66	237	OTC and Hutch Kit
TS7QQQ3TCXJ	57	X C-O-H Jct	TS7UOH72	237	OTC and Hutch Kit
TS7QQQ3TCXJW	57	X C-O-H Jct	TS7UPR2424	231	Pedestal Return
TS7QQQ4TCXJ	56	X C-O-H Jct	TS7UPR2430	231	Pedestal Return
TS7QQQ4TCXJW	56	X C-O-H Jct	TS7UPR2436	231	Pedestal Return
TS7QQQ5TCXJ	56	X C-O-H Jct	TS7UPR2442	231	Pedestal Return
TS7QQQ5TCXJW	56	X C-O-H Jct	TS7UPR2448	231	Pedestal Return
TS7QQQ6TCXJ	56	X C-O-H Jct	TS7UPR2460	231	Pedestal Return
TS7QQQ6TCXJW	56	X C-O-H Jct	TS7UR2424	232	Return
TS7QQQ8TCXJ	56	X C-O-H Jct	TS7UR2430	232	Return
TS7QQQ8TCXJW	56	X C-O-H Jct	TS7UR2436	232	Return
TS7RC	326, 361	Receptacle	TS7UR2442	232	Return
TS7RCT	329, 363	Receptacle Trim Rin	TS7UR2448	232	Return
TS7SB	64, 128	Jct Stabilizer Bracket	TS7UR2460	232	Return
TS7SBNJ	64, 128, 280	Jct Stabilizer Bracket	TS7USB	327, 362	USB Receptacle
TS7SCLSPT	107-108	Ans Boundary Screen	TS7USP2460	229	Sgl-Pedestal Desk
TS7SCLSSD	105-106	Ans Boundary Screen	TS7USP2466	229	Sgl-Pedestal Desk
TS7SCSPN	98	Ans Boundary Screen	TS7USP2472	229	Sgl-Pedestal Desk
TS7SCSPT	99	Ans Boundary Screen	TS7USP3060	229	Sgl-Pedestal Desk
TS7SCSSD	97	Ans Boundary Screen	TS7USP3066	229	Sgl-Pedestal Desk
TS7STDIV	241	Dividers	TS7USP3072	229	Sgl-Pedestal Desk
TS7STLS1	198	Top Cap Light Seal	TS7WKSPT	451	Reinforcing Chan
TS7STLS10	198	Top Cap Light Seal	TS7WKSPT39	451	Reinforcing Chan
TS7SWS	197	Sprig Win In-Line Sup	TS7WKSPT48	451	Reinforcing Chan
TS7TFGRC	88	Frameless Glass	TS7WKSPT51	451	Reinforcing Chan
TS7TIEPLATE	451	U Tie Plates	TS7WKSPT54	451	Reinforcing Chan
TS7TJUP	70, 358	L, T, or X Jct Util Pole	TS7WKSPT60	451	Reinforcing Chan
TS7TSCFD	192	Tech Skin Cover Filler	TS7WKSPT63	451	Reinforcing Chan
TS7TSCFS	192	Tech Skin Cover Filler	TS7WKSPT66	451	Reinforcing Chan
TS7TSCOVER	192	Tech Skin Cover	TS7WKSPT72	451	Reinforcing Chan
TS7UB2442	233	Bridge	TS7WWM	543	U WS Wire Mgr
TS7UB2448	233	Bridge	TSAEGROM	542	Grommet Pkg
TS7UB2460	233	Bridge	TSAPDSA6636	200	Sliding Pnl Door
TS7UC2436	234	Cnr Desk	TSAPDSA6642	200	Sliding Pnl Door
TS7UC2442	234	Cnr Desk	TSAPDSA7836	200	Sliding Pnl Door
TS7UC2448	234	Cnr Desk	TSAPDSA7842	200	Sliding Pnl Door
TS7UDP2460	227	Double-Pedestal Desk	TSB020CTCHT	284	T Cor C-O-H Trim
TS7UDP2466	227	Double-Pedestal Desk	TSB15H	337	Mid Storage Support
TS7UDP2472	227	Double-Pedestal Desk	TSB202CTCHT	284	T Cor C-O-H Trim
TS7UDP3060	227	Double-Pedestal Desk	TSB20CLCHT	284	L Cnr C-O-H Trim
TS7UDP3066	227	Double-Pedestal Desk	TSB20CXCHT	284	X C-O-H Trim
TS7UDP3072	227	Double-Pedestal Desk	TSB2424CXJ	279	X C-O-H Jct
TS7UFPLATE	211, 330	Face Plate	TSB242CTCHT	284	T Cor C-O-H Trim
TS7UNP2460	224	Desk Shell	TSB242CTJ	278	T C-O-H Jct
TS7UNP2466	224	Desk Shell	TSB2444CXJ	279	X C-O-H Jct
TS7UNP2472	224	Desk Shell	TSB24CLCHT	284	L Cnr C-O-H Trim
TS7UNP3060	224	Desk Shell	TSB24CLJ	277	L C-O-H Jct
TS7UNP3066	224	Desk Shell	TSB24CXCHT	284	X C-O-H Trim
TS7UNP3072	224	Desk Shell	TSB24HF	287	Base Horiz Frame Pkg

Style Number Index, continued

Style Number	Page	Description
TSB24HS	297	Steel Skin
TSB24HSBOB	299	Steel Skin Big Open Base
TSB24HSF	298	Steel Skin To The Floor
TSB24LS	300	Lam Skin
TSB24LSF	301	Lam Skin To The Floor
TSB24TC	290	Top Cap Rail
TSB24TK	294	F-Cvrd Skin
TSB24TKBOB	296	F-Cvrd Skin Big Open Base
TSB24TKF	295	F-Cvrd Skin To The Floor
TSB24WS	302	Wood Skin
TSB24WSF	303	Wood Skin To The Floor
TSB2525CXJ	279	X C-O-H Jct
TSB252CTCHT	284	T Cor C-O-H Trim
TSB252CTJ	278	T C-O-H Jct
TSB2555CXJ	279	X C-O-H Jct
TSB25CLCHT	284	L Cnr C-O-H Trim
TSB25CLJ	277	L C-O-H Jct
TSB25CXCHT	284	X C-O-H Trim
TSB2626CXJ	279	X C-O-H Jct
TSB262CTCHT	284	T Cor C-O-H Trim
TSB262CTJ	278	T C-O-H Jct
TSB2666CXJ	279	X C-O-H Jct
TSB26CLCHT	284	L Cnr C-O-H Trim
TSB26CLJ	277	L C-O-H Jct
TSB26CXCHT	284	X C-O-H Trim
TSB2828CXJ	279	X C-O-H Jct
TSB282CTCHT	284	T Cor C-O-H Trim
TSB282CTJ	278	T C-O-H Jct
TSB2888CXJ	279	X C-O-H Jct
TSB28CLCHT	284	L Cnr C-O-H Trim
TSB28CLJ	277	L C-O-H Jct
TSB28CXCHT	284	X C-O-H Trim
TSB28EJ	275	EOR Jct
TSB28EVTP	281	EOR Trim
TSB28IJ	272	In-Line Jct
TSB28JP	285	Jct Post
TSB28LJ	273	L Jct
TSB28LUP	314	L/In-Line Jct w/Util Ple
TSB28LVT	282	L Vrtl Trim
TSB28TJ	273	T Jct
TSB28TUP	314	T Jct w/Util Pole
TSB28TVT	282	T Vrtl Trim
TSB28VJ	276	V Jct
TSB28VVT	283	V Vrtl Trim
TSB28XJ	274	X Jct
TSB28XUP	314	X Util Pole
TSB28YJ	276	Y Jct
TSB2H	337	Mid Storage Support
TSB30HF	287	Base Horiz Frame Pkg
TSB30HS	297	Steel Skin
TSB30HSBOB	299	Steel Skin Big Open Base
TSB30HSF	298	Steel Skin To The Floor
TSB30LS	300	Lam Skin
TSB30LSF	301	Lam Skin To The Floor
TSB30TC	290	Top Cap Rail

Style Number	Page	Description
TSB30TK	294	F-Cvrd Skin
TSB30TKBOB	296	F-Cvrd Skin Big Open Base
TSB30TKF	295	F-Cvrd Skin To The Floor
TSB30WS	302	Wood Skin
TSB30WSF	303	Wood Skin To The Floor
TSB36HF	287	Base Horiz Frame Pkg
TSB36HS	297	Steel Skin
TSB36HSBOB	299	Steel Skin Big Open Base
TSB36HSF	298	Steel Skin To The Floor
TSB36LS	300	Lam Skin
TSB36LSF	301	Lam Skin To The Floor
TSB36TC	290	Top Cap Rail
TSB36TK	294	F-Cvrd Skin
TSB36TKBOB	296	F-Cvrd Skin Big Open Base
TSB36TKF	295	F-Cvrd Skin To The Floor
TSB36WS	302	Wood Skin
TSB36WSF	303	Wood Skin To The Floor
TSB424CTCHT	284	T Cor C-O-H Trim
TSB424CTJ	278	T C-O-H Jct
TSB42CLJ	277	L C-O-H Jct
TSB42HF	287	Base Horiz Frame Pkg
TSB42HS	297	Steel Skin
TSB42HSBOB	299	Steel Skin Big Open Base
TSB42HSF	298	Steel Skin To The Floor
TSB42LS	300	Lam Skin
TSB42LSF	301	Lam Skin To The Floor
TSB42TC	290	Top Cap Rail
TSB42TK	294	F-Cvrd Skin
TSB42TKBOB	296	F-Cvrd Skin Big Open Base
TSB42TKF	295	F-Cvrd Skin To The Floor
TSB42WS	302	Wood Skin
TSB42WSF	303	Wood Skin To The Floor
TSB48HF	287	Base Horiz Frame Pkg
TSB48HS	297	Steel Skin
TSB48HSBOB	299	Steel Skin Big Open Base
TSB48HSF	298	Steel Skin To The Floor
TSB48LS	300	Lam Skin
TSB48LSF	301	Lam Skin To The Floor
TSB48TC	290	Top Cap Rail
TSB48TK	294	F-Cvrd Skin
TSB48TKBOB	296	F-Cvrd Skin Big Open Base
TSB48TKF	295	F-Cvrd Skin To The Floor
TSB48WS	302	Wood Skin
TSB48WSF	303	Wood Skin To The Floor
TSB525CTCHT	284	T Cor C-O-H Trim
TSB525CTJ	278	T C-O-H Jct
TSB52CLJ	277	L C-O-H Jct
TSB54TC	290	Top Cap Rail
TSB60HF	287	Base Horiz Frame Pkg
TSB60HS	297	Steel Skin
TSB60HSBOB	299	Steel Skin Big Open Base
TSB60HSF	298	Steel Skin To The Floor
TSB60TC	290	Top Cap Rail
TSB60TK	294	F-Cvrd Skin
TSB60TKBOB	296	F-Cvrd Skin Big Open Base

Style Number	Page	Description	Style Number	Page	Description
TSB60TKF	295	F-Cvrd Skin To The Floor	TSF27YJ	354	Y Jct
TSB626CTCHT	284	T Cor C-O-H Trim	TSF48HS	356	Base Horiz Frame Pkg
TSB626CTJ	278	T C-O-H Jct	TSF60HS	356	Base Horiz Frame Pkg
TSB62CLJ	277	L C-O-H Jct	TSF72HS	356	Fence Horiz Pkg
TSB66TC	290	Top Cap Rail	TSFBCC	328	Blank Cut-Out Cover
TSB72HF	287	Base Horiz Frame Pkg	TSFERUP	357	EOR Jct Util Pole
TSB72HS	297	Steel Skin	TSFF	355	Fence Foot
TSB72HSBOB	299	Steel Skin Big Open Base	TSFSC	519	Universal Screens
TSB72HSF	298	Steel Skin To The Floor	TSFSCSPN	365	Ans Boundary Screen
TSB72TC	290	Top Cap Rail	TSFSCSSD	365	Ans Boundary Screen
TSB72TK	294	F-Cvrd Skin	UADJ	464	U Adj-Hgt Leg
TSB72TKBOB	296	F-Cvrd Skin Big Open Base	UADJ4	464	U Adj-Hgt Leg
TSB72TKF	295	F-Cvrd Skin To The Floor	UADJ4C	464	U Adj-Hgt Leg
TSB78TC	290	Top Cap Rail	UADJ4M	464	U Adj-Hgt Leg
TSB828CTCHT	284	T Cor C-O-H Trim	UADJC	464	U Adj-Hgt Leg
TSB828CTJ	278	T C-O-H Jct	UADJCOL	465	Adjustable Column
TSB82CLJ	277	L C-O-H Jct	UB223636	420	U 120° WS CD
TSB84TC	290	Top Cap Rail	UB224242	420	U 120° WS CD
TSB90TC	290	Top Cap Rail	UB224848	420	U 120° WS CD
TSB96TC	290	Top Cap Rail	UB333636	420	U 120° WS CD
TSBBOBTRM	289	Conversion Kit Big Open Base	UB334242	420	U 120° WS CD
TSBBSCI	311	Ans Boundary Screenz	UB334848	420	U 120° WS CD
TSBBSTRIM	309	Boundary Screen Conversion Trim	UC114242	414	U Cor WS, Frnt—CD
TSBBST	307	Ans Boundary Screen	UC124242	414	U Cor WS, Frnt—CD
TSBBSX	307	Ans Boundry Screen	UC214242	414	U Cor WS, Frnt—CD
TSBERUP	315	EOR Jct w/Util Pole	UC223636	414	U Cor WS, Frnt—CD
TSBJBS	308	On Mod Boundary Screen Jct	UC224242	414	U Cor WS, Frnt—CD
TSBLJC	286	L Jct Cap	UC224848	414	U Cor WS, Frnt—CD
TSBLJCCHL	286	L C-O-H Jct Cap LH	UC226060	414	U Cor WS, Frnt—CD
TSBLJCCHR	286	L C-O-H Jct Cap RH	UC334242	414	U Cor WS, Frnt—CD
TSBRF	331	Filler Pkg Pwr	UC334848	414	U Cor WS, Frnt—CD
TSBSC	520	Centered Beam Screen	UCANT	450	U On-Mod CANT
TSBSTC	336	Stanchion Kit	UCC113636	415	U Cor WS, Frnt—CD
TSBSTS	336	Stanchion Kit	UCC114242	415	U Cor WS, Frnt—CD
TSBTB1	340	Sngl Thr Brkt	UCC114848	415	U Cor WS, Frnt—CD
TSBTB2	340	Sngl Thr Brkt	UCC124242	415	U Cor WS, Frnt—CD
TSBTJC	286	T Jct Cap	UCC214242	415	U Cor WS, Frnt—CD
TSBTJCCH	286	T C-O-H Cap	UCC223636	415	U Cor WS, Frnt—CD
TSBUCANT	340	U On-Mod CANT	UCC224242	415	U Cor WS, Frnt—CD
TSBUWCM	321	Cable Manager	UCC224848	415	U Cor WS, Frnt—CD
TSBVJC	286	V Jct Cap	UCC226060	415	U Cor WS, Frnt—CD
TSBXJC	286	X Jct Cap	UCC334242	415	U Cor WS, Frnt—CD
TSBYJC	286	Y Jct Cap	UCC334848	415	U Cor WS, Frnt—CD
TSF20MHXN	359	Modular Harness	UCF223636	412	U Cnr, FT-Frt WS—CD
TSF20MHYN	359	Modular Harness	UCF224242	412	U Cnr, FT-Frt WS—CD
TSF20MHZN	359	Modular Harness	UCF224848	412	U Cnr, FT-Frt WS—CD
TSF23MHXN	359	Modular Harness	UCF334242	412	U Cnr, FT-Frt WS—CD
TSF23MHYN	359	Modular Harness	UCF334848	412	U Cnr, FT-Frt WS—CD
TSF23MHZN	359	Modular Harness	UCL	463	U Dbl Post C-Leg
TSF27EJ	351	EOR Jct Cap	UCOL	465	Column
TSF27IJ	351	In Line Jct	UCS	480	Corner Support
TSF27LJ	352	L Jct	UCSP	452	U On-Md Cen Sprt Pnl
TSF27TJ	352	T Jct	UCSPS	452	U On-Md Cen Sprt Pnl
TSF27VJ	353	V Jct	UDC224242	413	U Dual Corner Wksf
TSF27XJ	353	X Jct	UDC224848	413	U Dual Corner Wksf

Style Number Index, continued

Style Number	Page	Description
UDC334848	413	U Dual Corner Wksf
UDPL	463	U Dbl Post Leg
UE18	478	End Support
UE2202L	417	U Ext Corner Wksf
UE2208L	417	U Ext Corner Wksf
UE2220R	417	U Ext Corner Wksf
UE2222L	417	U Ext Corner Wksf
UE2222R	417	U Ext Corner Wksf
UE2226R	417	U Ext Corner Wksf
UE2228L	417	U Ext Corner Wksf
UE2262L	417	U Ext Corner Wksf
UE2268L	417	U Ext Corner Wksf
UE2280R	417	U Ext Corner Wksf
UE2282R	417	U Ext Corner Wksf
UE2286R	417	U Ext Corner Wksf
UE2308L	417	U Ext Corner Wksf
UE2328L	417	U Ext Corner Wksf
UE2368L	417	U Ext Corner Wksf
UE2380R	417	U Ext Corner Wksf
UE2382R	417	U Ext Corner Wksf
UE2386R	417	U Ext Corner Wksf
UE24	478	End Support
UE30	478	End Support
UE3208L	417	U Ext Corner Wksf
UE3228L	417	U Ext Corner Wksf
UE3268L	417	U Ext Corner Wksf
UE3280R	417	U Ext Corner Wksf
UE3282R	417	U Ext Corner Wksf
UE3286R	417	U Ext Corner Wksf
UE3308L	417	U Ext Corner Wksf
UE3328L	417	U Ext Corner Wksf
UE3368L	417	U Ext Corner Wksf
UE3380R	417	U Ext Corner Wksf
UE3382R	417	U Ext Corner Wksf
UE3386R	417	U Ext Corner Wksf
UEC2202L	419	U Ext Corner Wksf
UEC2208L	419	U Ext Corner Wksf
UEC2220R	419	U Ext Corner Wksf
UEC2222L	419	U Ext Corner Wksf
UEC2222R	419	U Ext Corner Wksf
UEC2226R	419	U Ext Corner Wksf
UEC2228L	419	U Ext Corner Wksf
UEC2262L	419	U Ext Corner Wksf
UEC2268L	419	U Ext Corner Wksf
UEC2280R	419	U Ext Corner Wksf
UEC2282R	419	U Ext Corner Wksf
UEC2286R	419	U Ext Corner Wksf
UEC2308L	419	U Ext Corner Wksf
UEC2328L	419	U Ext Corner Wksf
UEC2368L	419	U Ext Corner Wksf
UEC2380R	419	U Ext Corner Wksf
UEC2382R	419	U Ext Corner Wksf
UEC2386R	419	U Ext Corner Wksf
UEC3208L	419	U Ext Corner Wksf
UEC3228L	419	U Ext Corner Wksf

Style Number	Page	Description
UEC3268L	419	U Ext Corner Wksf
UEC3280R	419	U Ext Corner Wksf
UEC3282R	419	U Ext Corner Wksf
UEC3286R	419	U Ext Corner Wksf
UEC3308L	419	U Ext Corner Wksf
UEC3328L	419	U Ext Corner Wksf
UEC3368L	419	U Ext Corner Wksf
UEC3380R	419	U Ext Corner Wksf
UEC3382R	419	U Ext Corner Wksf
UEC3386R	419	U Ext Corner Wksf
UEP24	453	U On-Module End Pnl
UEP24S	453	U On-Module End Pnl
UEP30	453	U On-Module End Pnl
UEP30S	453	U On-Module End Pnl
UES18	478	Cnr Shelf
UES24	478	Cnr Shelf
UES30	478	Cnr Shelf
UFB	484	Flush-Mount Bracket
UFC24	459-460	FO Closed Loop
UFC24LHANS	459	FO Closed Loop
UFC24LHMON	460	FrameOne Closed Loop
UFC24NF	461	Infill for FO Legs
UFC24RHANS	459	FO Closed Loop
UFC24RHMON	460	FrameOne Closed Loop
UFC24T	459-460	FO Closed Loop
UFC30	459-460	FO Closed Loop
UFC30LHANS	459	FO Open Loop
UFC30LHMON	460	FrameOne Closed Loop
UFC30NF	461	Infill for FO Legs
UFC30RHANS	459	FO Open Loop
UFC30RHMON	460	FrameOne Closed Loop
UFC30T	459-460	FO Closed Loop
UFH24LHANS	459	FO Half Loop
UFH24LHMON	460	FrameOne Half Loop
UFH24RHANS	459	FO Half Loop
UFH24RHMON	460	FrameOne Half Loop
UFH30LHANS	459	FO Half Loop
UFH30LHMON	460	FrameOne Half Loop
UFH30RHANS	459	FO Half Loop
UFH30RHMON	460	FrameOne Half Loop
UFLLOWLHBLW	339	Connector
UFLLOWLHBTKHS	338	Connector
UFLLOWLHRBLW	339	Connector
UFLLOWLHRBTKHS	338	Connector
UFLLOWRHBLW	339	Connector
UFLLOWRHBTKHS	338	Connector
UFLLOWRHRBLW	339	Connector
UFLLOWRHRBTKHS	338	Connector
UFLMEDLHBLW	339	Connector
UFLMEDLHBTKHS	338	Connector
UFLMEDLHRBLW	339	Connector
UFLMEDLHRBTKHS	338	Connector
UFLMEDRHBLW	339	Connector
UFLMEDRHBTKHS	338	Connector
UFLMEDRHRBLW	339	Connector

Style Number	Page	Description	Style Number	Page	Description
UFLMEDRHRBTKHS	338	Connector	UMCR18	484	Cable Race Chan Pkg
UFP	459-460	FO Post Loop	UMCR36	484	Cable Race Chan Pkg
UFPM	518	Uni Prv/ Mod Screen	UMCR9	484	Cable Race Chan Pkg
UFPS	523	Uni Prv Screen	UMF15	483	Full-Height Modesty Pnl
UFQ24	459-460	FO Open Loop	UMF18	483	Full-Height Modesty Pnl
UFQ24LHANS	459	FO Open Loop	UMF21	483	Full-Height Modesty Pnl
UFQ24LHMON	460	FrameOne Open Loop	UMF24	483	Full-Height Modesty Pnl
UFQ24NF	461	Infill for FO Legs	UMF27	483	Full-Height Modesty Pnl
UFQ24RHANS	459	FO Open Loop	UMF30	483	Full-Height Modesty Pnl
UFQ24RHMON	460	FrameOne Open Loop	UMF33	483	Full-Height Modesty Pnl
UFQ24T	459-460	FO Open Loop	UMF36	483	Full-Height Modesty Pnl
UFQ30	459-460	FO Open Loop	UMF39	483	Full-Height Modesty Pnl
UFQ30LHANS	459	FO Open Loop	UMF42	483	Full-Height Modesty Pnl
UFQ30LHMON	460	FrameOne Open Loop	UMF45	483	Full-Height Modesty Pnl
UFQ30NF	461	Infill for FO Legs	UMF48	483	Full-Height Modesty Pnl
UFQ30RHANS	459	FO Open Loop	UMF51	483	Full-Height Modesty Pnl
UFQ30RHMON	460	FrameOne Open Loop	UMF54	483	Full-Height Modesty Pnl
UFQ30T	459-460	FO Open Loop	UMF57	483	Full-Height Modesty Pnl
UFS1610H	459-460	FO Inter Support	UMF60	483	Full-Height Modesty Pnl
UFS1615H	459-460	FO Inter Support	UMF9	483	Full-Height Modesty Pnl
UFS24ANS	457	Off-Md Wsf-to-Pnl Con	UMH15	482	Half-Height Modesty Pnl
UFS24MON	458	Off-Module Worksurface-to-Panel Connector	UMH18	482	Half-Height Modesty Pnl
UFS30ANS	457	Off-Md Wsf-to-Pnl Con	UMH21	482	Half-Height Modesty Pnl
UFS30MON	458	Off-Module Worksurface-to-Panel Connector	UMH24	482	Half-Height Modesty Pnl
UFS36ANS	457	Off-Md Wsf-to-Pnl Con	UMH27	482	Half-Height Modesty Pnl
UFS36MON	458	Off-Module Worksurface-to-Panel Connector	UMH30	482	Half-Height Modesty Pnl
UFS42ANS	457	Off-Md Wsf-to-Pnl Con	UMH33	482	Half-Height Modesty Pnl
UFS42MON	458	Off-Module Worksurface-to-Panel Connector	UMH36	482	Half-Height Modesty Pnl
UFS48ANS	457	Off-Md Wsf-to-Pnl Con	UMH39	482	Half-Height Modesty Pnl
UFS48MON	458	Off-Module Worksurface-to-Panel Connector	UMH42	482	Half-Height Modesty Pnl
UFS60ANS	457	Off-Md Wsf-to-Pnl Con	UMH45	482	Half-Height Modesty Pnl
UFS72ANS	457	Off-Md Wsf-to-Pnl Con	UMH48	482	Half-Height Modesty Pnl
UHDPL	463	U Dbl Post Leg	UMH51	482	Half-Height Modesty Pnl
UHPL	462	U Post Leg	UMH54	482	Half-Height Modesty Pnl
UJBC2430L	425	U Bubl Jetty WS CD	UMH57	482	Half-Height Modesty Pnl
UJBC2430R	425	U Bubl Jetty WS CD	UMH60	482	Half-Height Modesty Pnl
UJBC2436L	425	U Bubl Jetty WS CD	UMH9	482	Half-Height Modesty Pnl
UJBC2436R	425	U Bubl Jetty WS CD	UNPL	462	U Post Leg
UJBC2442L	425	U Bubl Jetty WS CD	UNPL4	462	U Post Leg
UJBC2442R	425	U Bubl Jetty WS CD	UNPL4C	462	U Post Leg
UJBC2448L	425	U Bubl Jetty WS CD	UNPL4M	462	U Post Leg
UJBC2448R	425	U Bubl Jetty WS CD	UNPLC	462	U Post Leg
UJC2382R	424	U Jetty WS, Fr CD	UPA2448	422	U Angled Pnsl WS CD
UJC2386R	424	U Jetty WS, Fr CD	UPA2460	422	U Angled Pnsl WS CD
UJC2388R	424	U Jetty WS, Fr CD	UPA3048	422	U Angled Pnsl WS CD
UJC3228L	424	U Jetty WS, Fr CD	UPA3060	422	U Angled Pnsl WS CD
UJC3268L	424	U Jetty WS, Fr CD	UPAC2748	423	U Ang Penin WS, CD
UJC3288L	424	U Jetty WS, Fr CD	UPBC2448	441	Bullet Pnsl WS CD/FD
UJC3328L	424	U Jetty WS, Fr CD	UPBC2460	441	Bullet Pnsl WS CD/FD
UJC3368L	424	U Jetty WS, Fr CD	UPBC2466	441	Bullet Pnsl WS CD/FD
UJC3382R	424	U Jetty WS, Fr CD	UPBC2472	441	Bullet Pnsl WS CD/FD
UJC3386R	424	U Jetty WS, Fr CD	UPBC3048	441	Bullet Pnsl WS CD/FD
UJC3388L	424	U Jetty WS, Fr CD	UPBC3060	441	U Bullet Penn WS, CD
UJC3388R	424	U Jetty WS, Fr CD	UPBC3066	441	U Bullet Penn WS, CD
ULC2727	427	U Lk WS, CRV-FR CD	UPBC3072	441	U Bullet Penn WS, CD

Style Number Index, continued

Style Number	Page	Description
UPL	462	U Post Leg
UPL4	462	U Post Leg
UPL4C	462	U Post Leg
UPL4M	462	U Post Leg
UPLC	462	U Post Leg
UPS24	479	Pnsl Support
UPS30	479	Pnsl Support
US1824	399	U Str WS CD
US1830	399	U Str WS CD
US1836	399	U Str WS CD
US1842	399	U Str WS CD
US1848	399	U Str WS CD
US1854	399	U Str WS CD
US1860	399	U Str WS CD
US1866	399	U Str WS CD
US1872	399	U Str WS CD
US1878	399	U Str WS CD
US1884	399	U Str WS CD
US1890	399	U Str WS CD
US1896	399	U Str WS CD
US2424	399	U Str WS CD
US2430	399	U Str WS CD
US2436	399	U Str WS CD
US2442	399	U Str WS CD
US2448	399	U Str WS CD
US2448S	403	Strgt Wkf w/Sft Eg Prf
US2454	399	U Str WS CD
US2454S	403	Strgt Wkf w/Sft Eg Prf
US2460	399	U Str WS CD
US2460S	403	Strgt Wkf w/Sft Eg Prf
US2466	399	U Str WS CD
US2466S	403	Strgt Wkf w/Sft Eg Prf
US2472	399	U Str WS CD
US2472S	403	Strgt Wkf w/Sft Eg Prf
US2478	399	U Str WS CD
US2478S	403	Strgt Wkf w/Sft Eg Prf
US2484	399	U Str WS CD
US2484S	403	Strgt Wkf w/Sft Eg Prf
US2490	399	U Str WS CD
US2490S	403	Strgt Wkf w/Sft Eg Prf
US2496	399	U Str WS CD
US2496S	403	Strgt Wkf w/Sft Eg Prf
US3024	400	U Str WS CD
US3030	400	U Str WS CD
US3036	400	U Str WS CD
US3042	400	U Str WS CD
US3048	400	U Str WS CD
US3048S	403	Strgt Wkf w/Sft Eg Prf
US3054	400	U Str WS CD
US3054S	403	Strgt Wkf w/Sft Eg Prf
US3060	400	U Str WS CD
US3060S	403	Strgt Wkf w/Sft Eg Prf
US3066	400	U Str WS CD
US3066S	403	Strgt Wkf w/Sft Eg Prf
US3072	400	U Str WS CD

Style Number	Page	Description
US3072S	403	Strgt Wkf w/Sft Eg Prf
US3660	400	U Str WS CD
US3666	400	U Str WS CD
US3672	400	U Str WS CD
USPC47	421	U Spnr WS CD
USPC51	421, 440	U Spnr WS CD/FD
USPC59	421	U Spnr WS CD
USPC63	421, 440	U Spnr WS CD/FD
USSBR	450	U Side Supp Brkt
USSC	467	U Boundary Screen
UST1260	411	U Sgl-Tprd WS CD
UST1272	411	U Sgl-Tprd WS CD
UST2160	411	U Sgl-Tprd WS CD
UST2172	411	U Sgl-Tprd WS CD
UST2360	411	U Sgl-Tprd WS CD
UST2372	411	U Sgl-Tprd WS CD
UST3260	411	U Sgl-Tprd WS CD
UST3272	411	U Sgl-Tprd WS CD
USWS	393	U Str WS PM
USWSK	393	U Str WS PM
USWSP	393	U Str WS PM
USWSS	397	U Str WS PM
USWSSW	393	Strgt Wkf w/Sft Eg PM
USWSSWS	397	Strgt Wkf w/Sft Eg PM
UT1236R	407	U Trans WS CD
UT1242R	407	U Trans WS CD
UT1248R	407	U Trans WS CD
UT1254R	407	U Trans WS CD
UT1260R	407	U Trans WS CD
UT2136L	407	U Trans WS CD
UT2142L	407	U Trans WS CD
UT2148L	407	U Trans WS CD
UT2154L	407	U Trans WS CD
UT2160L	407	U Trans WS CD
UT2336R	407	U Trans WS CD
UT2342R	407	U Trans WS CD
UT2348R	407	U Trans WS CD
UT2354R	407	U Trans WS CD
UT2360R	407	U Trans WS CD
UT3236L	407	U Trans WS CD
UT3242L	407	U Trans WS CD
UT3248L	407	U Trans WS CD
UT3254L	407	U Trans WS CD
UT3260L	407	U Trans WS CD
UTR1630A	447	U Transaction WS
UTR1630M	447	Univ Sys Transaction Wksf
UTR1630SA	447	U Transaction WS
UTR1630TA	447	U Transaction WS
UTR1636A	447	U Transaction WS
UTR1636M	447	Univ Sys Transaction Wksf
UTR1636SA	447	U Transaction WS
UTR1636TA	447	U Transaction WS
UTR1642A	447	U Transaction WS
UTR1642M	447	Univ Sys Transaction Wksf
UTR1642SA	447	U Transaction WS

Style Number	Page	Description	Style Number	Page	Description
UTR1642TA	447	U Transaction WS	UVC3030L	427	U Visitor Wksf
UTR1648A	447	U Transaction WS	UVC3030R	427	U Visitor Wksf
UTR1648M	447	Univ Sys Transaction Wksf	UVC3036L	427	U Visitor Wksf
UTR1648SA	447	U Transaction WS	UVC3036R	427	U Visitor Wksf
UTR1648TA	447	U Transaction WS	UVC3042L	427	U Visitor Wksf
UTR1660A	447	U Transaction WS	UVC3042R	427	U Visitor Wksf
UTR1660M	447	Univ Sys Transaction Wksf	UVC3048L	427	U Visitor Wksf
UTR1660SA	447	U Transaction WS	UVC3048R	427	U Visitor Wksf
UTR1660TA	447	U Transaction WS	WCC113636	437	U Corner Wksf
UTT1248	408	U Taprd WS CD	WCC114242	437	U Corner Wksf
UTT1260	408	U Taprd WS CD	WCC114848	437	U Corner Wksf
UTT1272	408	U Taprd WS CD	WCC124242	437	U Corner Wksf
UTT2148	408	U Taprd WS CD	WCC214242	437	U Corner Wksf
UTT2160	408	U Taprd WS CD	WCC223636	437	U Corner Wksf
UTT2172	408	U Taprd WS CD	WCC224242	437	U Corner Wksf
UTT2348	408	U Taprd WS CD	WCC224848	437	U Corner Wksf
UTT2348S	409	Trpd Wkf w/Sft Eg Prf	WCC334242	437	U Corner Wksf
UTT2360	408	U Taprd WS CD	WCC334848	437	U Corner Wksf
UTT2360S	409	Trpd Wkf w/Sft Eg Prf	WCF223636	435	U CNR, Flat-Fr WS FD
UTT2372	408	U Taprd WS CD	WCF224242	435	U CNR, Flat-Fr WS FD
UTT2372S	409	Trpd Wkf w/Sft Eg Prf	WCF224848	435	U CNR, Flat-Fr WS FD
UTT3248	408	U Taprd WS CD	WCF334242	435	U CNR, Flat-Fr WS FD
UTT3248S	409	Trpd Wkf w/Sft Eg Prf	WCF334848	435	U CNR, Flat-Fr WS FD
UTT3260	408	U Taprd WS CD	WDC224242	436	U Dual Corner Wksf
UTT3260S	409	Trpd Wkf w/Sft Eg Prf	WDC224848	436	U Dual Corner Wksf
UTT3272	408	U Taprd WS CD	WDC334848	436	U Dual Corner Wksf
UTT3272S	409	Trpd Wkf w/Sft Eg Prf	WEC224260	439	U Ext Corner Wksf
UTTF1260	410	U Taper-Flat WS CD	WEC224272	439	U Ext Corner Wksf
UTTF1272	410	U Taper-Flat WS CD	WEC224860	439	U Ext Corner Wksf
UTTF1360	410	U Taper-Flat WS CD	WEC224872	439	U Ext Corner Wksf
UTTF1372	410	U Taper-Flat WS CD	WEC226042	438	U Ext Corner Wksf
UTTF2160	410	U Taper-Flat WS CD	WEC226048	438	U Ext Corner Wksf
UTTF2172	410	U Taper-Flat WS CD	WEC227242	438	U Ext Corner Wksf
UTTF2360	410	U Taper-Flat WS CD	WEC227248	438	U Ext Corner Wksf
UTTF2372	410	U Taper-Flat WS CD	WEC234260	439	U Ext Corner Wksf
UTTF3160	410	U Taper-Flat WS CD	WEC234272	439	U Ext Corner Wksf
UTTF3172	410	U Taper-Flat WS CD	WEC234860	439	U Ext Corner Wksf
UTTF3260	410	U Taper-Flat WS CD	WEC234872	439	U Ext Corner Wksf
UTTF3272	410	U Taper-Flat WS CD	WEC236042	438	U Ext Corner Wksf
UTTRC	449	Cord and Plug	WEC236048	438	U Ext Corner Wksf
UTTRCN	449	Cord and Plug	WEC237242	438	U Ext Corner Wksf
UTTRHW	449	Hardwire Power	WEC237248	438	U Ext Corner Wksf
UTTRHWN	449	Hardwire Power	WEC2324260	439	U Ext Corner Wksf
UTTRM	449	Modular Power	WEC2324272	439	U Ext Corner Wksf
UTTRMN	449	Modular Power	WEC2324860	439	U Ext Corner Wksf
UVC2424L	427	U Visitor Wksf	WEC2324872	439	U Ext Corner Wksf
UVC2424R	427	U Visitor Wksf	WEC2326042	438	U Ext Corner Wksf
UVC2430L	427	U Visitor Wksf	WEC2326048	438	U Ext Corner Wksf
UVC2430R	427	U Visitor Wksf	WEC2327242	438	U Ext Corner Wksf
UVC2436L	427	U Visitor Wksf	WEC2327248	438	U Ext Corner Wksf
UVC2436R	427	U Visitor Wksf	WEC2334260	439	U Ext Corner Wksf
UVC2442L	427	U Visitor Wksf	WEC2334272	439	U Ext Corner Wksf
UVC2442R	427	U Visitor Wksf	WEC2334860	439	U Ext Corner Wksf
UVC2448L	427	U Visitor Wksf	WEC2334872	439	U Ext Corner Wksf
UVC2448R	427	U Visitor Wksf	WEC2336042	438	U Ext Corner Wksf

Style Number Index, continued

Style Number	Page	Description
WEC336048	438	U Ext Corner Wksf
WEC337242	438	U Ext Corner Wksf
WEC337248	438	U Ext Corner Wksf
WJ234866R	443	Jetty Worksurface FD
WJ234872R	443	Jetty Worksurface FD
WJ234878R	443	Jetty Worksurface FD
WJ326648L	443	Jetty Worksurface FD
WJ327248L	443	Jetty Worksurface FD
WJ327848L	443	Jetty Worksurface FD
WJ334866R	443	Jetty Worksurface FD
WJ334872R	443	Jetty Worksurface FD
WJ334878R	443	Jetty Worksurface FD
WJ336648L	443	Jetty Worksurface FD
WJ337248L	443	Jetty Worksurface FD
WJ337848L	443	Jetty Worksurface FD
WLC2727	444	U Linking WS FD
WLC3333	444	U Linking WS FD
WPA2448	442	U Angled Pnsl WS FD
WPA2460	442	U Angled Pnsl WS FD
WPA3048	442	U Angled Pnsl WS FD
WPA3060	442	U Angled Pnsl WS FD
WS1824	428	U Str WS FD
WS1830	428	U Str WS FD
WS1836	428	U Str WS FD
WS1842	428	U Str WS FD
WS1848	428	U Str WS FD
WS1854	428	U Str WS FD
WS1860	428	U Str WS FD
WS1866	428	U Str WS FD
WS1872	428	U Str WS FD
WS1878	428	U Str WS FD
WS1884	428	U Str WS FD
WS1890	428	U Str WS FD
WS1896	428	U Str WS FD
WS2424	429	U Str WS FD
WS2430	429	U Str WS FD
WS2436	429	U Str WS FD
WS2442	429	U Str WS FD
WS2448	429	U Str WS FD
WS2448S	403	Strgt Wkf w/Sft Eg Prf
WS2454	429	U Str WS FD
WS2454S	403	Strgt Wkf w/Sft Eg Prf
WS2460	429	U Str WS FD
WS2460S	403	Strgt Wkf w/Sft Eg Prf
WS2466	429	U Str WS FD
WS2466S	403	Strgt Wkf w/Sft Eg Prf
WS2472	429	U Str WS FD
WS2472S	403	Strgt Wkf w/Sft Eg Prf
WS2478	429	U Str WS FD
WS2478S	403	Strgt Wkf w/Sft Eg Prf
WS2484	429	U Str WS FD
WS2484S	403	Strgt Wkf w/Sft Eg Prf
WS2490	429	U Str WS FD
WS2490S	403	Strgt Wkf w/Sft Eg Prf
WS2496	429	U Str WS FD

Style Number	Page	Description
WS2496S	403	Strgt Wkf w/Sft Eg Prf
WS3024	429	U Str WS FD
WS3030	429	U Str WS FD
WS3036	429	U Str WS FD
WS3042	429	U Str WS FD
WS3048	429	U Str WS FD
WS3048S	403	Strgt Wkf w/Sft Eg Prf
WS3054	429	U Str WS FD
WS3054S	403	Strgt Wkf w/Sft Eg Prf
WS3060	429	U Str WS FD
WS3060S	403	Strgt Wkf w/Sft Eg Prf
WS3066	429	U Str WS FD
WS3066S	403	Strgt Wkf w/Sft Eg Prf
WS3072	429	U Str WS FD
WS3072S	403	Strgt Wkf w/Sft Eg Prf
WSPC4824	440	U Spnr WS FD
WSPC5126	440	U Spnr WS CD/FD
WSPC6030	440	U Spnr WS FD
WSPC6332	440	U Spnr WS CD/FD
WST1260	434	U Sgl-Taprd WS FD
WST1272	434	U Sgl-Taprd WS FD
WST2160	434	U Sgl-Taprd WS FD
WST2172	434	U Sgl-Taprd WS FD
WST2360	434	U Sgl-Taprd WS FD
WST2372	434	U Sgl-Taprd WS FD
WST3260	434	U Sgl-Taprd WS FD
WST3272	434	U Sgl-Taprd WS FD
WT2336	430	U Trans WS FD
WT2342	430	U Trans WS—FD0
WT2348	430	U Trans WS—FD
WT2354	430	U Trans WS—FD
WT2360	430	U Trans WS—FD
WT3236	430	U Trans WS—FD
WT3242	430	U Trans WS—FD
WT3248	430	U Trans WS—FD
WT3254	430	U Trans WS—FD
WT3260	430	U Trans WS—FD
WTT1248	431	U Sgl-Taprd WS FD
WTT1260	431	U Sgl-Taprd WS FD
WTT1272	431	U Sgl-Taprd WS FD
WTT2148	431	U Sgl-Taprd WS FD
WTT2160	431	U Sgl-Taprd WS FD
WTT2172	431	U Sgl-Taprd WS FD
WTT2348	431	U Sgl-Taprd WS FD
WTT2348S	432	Tprd Wkf w/Sft Eg Prf
WTT2360	431	U Sgl-Taprd WS FD
WTT2360S	432	Tprd Wkf w/Sft Eg Prf
WTT2372	431	U Sgl-Taprd WS FD
WTT2372S	432	Tprd Wkf w/Sft Eg Prf
WTT3248	431	U Sgl-Taprd WS FD
WTT3248S	432	Tprd Wkf w/Sft Eg Prf
WTT3260	431	U Sgl-Taprd WS FD
WTT3260S	432	Tprd Wkf w/Sft Eg Prf
WTT3272	431	U Sgl-Taprd WS FD
WTT3272S	432	Tprd Wkf w/Sft Eg Prf

Style Number	Page	Description
WTTF1260	433	U Taper-Flat WS—FD
WTTF1272	433	U Taper-Flat WS—FD
WTTF1360	433	U Taper-Flat WS—FD
WTTF1372	433	U Taper-Flat WS—FD
WTTF2160	433	U Taper-Flat WS—FD
WTTF2172	433	U Taper-Flat WS—FD
WTTF2360	433	U Taper-Flat WS—FD
WTTF2372	433	U Taper-Flat WS—FD
WTTF3160	433	U Taper-Flat WS—FD
WTTF3172	433	U Taper-Flat WS—FD
WTTF3260	433	U Taper-Flat WS—FD
WTTF3272	433	U Taper-Flat WS—FD
WVC2424L	444	U Visitor Wksf
WVC2424R	444	U Visitor Wksf
WVC2430L	444	U Visitor Wksf
WVC2430R	444	U Visitor Wksf
WVC3030L	444	U Visitor Wksf
WVC3030R	444	U Visitor Wksf
ZB1R1IGH	208	20-Amp Duplex Rcpt
ZB1R1SGH	208	20-Amp Duplex Rcpt
ZB1R2IGH	208	20-Amp Duplex Rcpt
ZB1R2SGH	208	20-Amp Duplex Rcpt
ZB1R3IGH	208	20-Amp Duplex Rcpt
ZB1R3SGH	208	20-Amp Duplex Rcpt
ZB1R4IGH	208	20-Amp Duplex Rcpt
ZB1R4SGH	208	20-Amp Duplex Rcpt
ZB2R1IGH	208	20-Amp Duplex Rcpt
ZB2R1SGH	208	20-Amp Duplex Rcpt
ZB2R2IGH	208	20-Amp Duplex Rcpt
ZB2R2SGH	208	20-Amp Duplex Rcpt
ZB2R3IGH	208	20-Amp Duplex Rcpt
ZB2R3SGH	208	20-Amp Duplex Rcpt
ZB2R4IGH	208	20-Amp Duplex Rcpt
ZB2R4SGH	208	20-Amp Duplex Rcpt
ZB3R1IGH	209	20-Amp Duplex Rcpt
ZB3R1SGH	209	20-Amp Duplex Rcpt
ZB3R2IGH	209	20-Amp Duplex Rcpt
ZB3R2SGH	209	20-Amp Duplex Rcpt
ZB3R3IGH	209	20-Amp Duplex Rcpt
ZB3R3SGH	209	20-Amp Duplex Rcpt
ZBES	454	UN Sys Side Support Bracket
ZBTP	455	UN Sys Off-Module Tie Plate
ZBWOM	455	UN Sys Off-Module Wksf Bracket
ZCAL	454	UN Sys Adj-Height Cantilever
ZCAR	454	UN Sys Adj-Height Cantilever
ZEP24LH	456	UN Sys On-Module End Panel
ZEP24LHOM	456	UN Sys Off-Module End Panel
ZEP24RH	456	UN Sys On-Module End Panel
ZEP24RHOM	456	UN Sys Off-Module End Panel
ZEP30LH	456	UN Sys On-Module End Panel
ZEP30LHOM	456	UN Sys Off-Module End Panel
ZEP30RH	456	UN Sys On-Module End Panel
ZEP30RHOM	456	UN Sys Off-Module End Panel
ZUCANT	454	UN Sys On-Module Cantilever

Trademark List

- The following are registered trademarks for products of Steelcase Inc. or one of its related corporate entities: 4 o'clock, 900 Series, à la carte, Airtouch, Ally, Amia, Answer, Archipelago, Avenir, Ballet, Bix, Brayton International, Cachet, Canopy, Canto, Chancellor, Coalesse, Confidante, Context, Convene, CopyCam, Criterion, Crushed Can, Currency, dash, Designtex, Details, Detour, Drive, Elective Elements, Ellipse, Ember Chrome, Emerge, E-Table 2, FYI, Garland, Gentry, Ginkgo Biloba, Groupwork, Ideo, Jacket, Jenny, Jersey, Kart, Kick, LaCosta, Leap, Let's B, LiveBack, Max-Stacker, media:scape, Metro, Migrations, Mitra, Montage, Nurture, Oriana, Parade, Pathways, PCT, Permiso, Player, Portal, Power Pincher, Progeny, Protégé, R2, Rally, Relevant, Reply, Rizzi Arc, Sensor, Series 9000, Siento, Sieste, Sine, Softcare, Springboard, Steelcase, Steelcase Design Partnership, Stella, Stow Davis, Swathmore, Sylvi, TeamWork, Technique, Texpress, Think, Thunder, Topo, Train, turnstone, Underline, Unison, Vecta, Viridian, Walden, Wernld, and X-Stack.
- The following registered trademarks are under license from AWI Licensing Company, Dover, DE: SoundScapes, DuraBrite, BioBlock, and Armstrong.
- The following registered trademarks are under license from Byrne Electrical, Rockford, MI: Interport, Mini-Port, Axil Z, and Ellora.
- The following is a registered trademark of DuPont, Wilmington, DE: Corian.
- The following is a registered trademark of Genlyte Thomas Company, Louisville, KY: Lightolier.
- The following is a registered trademark of Hilti Corporation, FL-9494 Schaan, Principality of Liechtenstein: Hilti.
- The following is a registered trademark of Leviton Manufacturing Company, Little Neck, NY: Decora.
- The following is a registered trademark of Mechanical Plastics Corp, Elmsford, NY: Toggler.
- The following is a registered trademark of Microsoft Corporation, Redmond, WA: Microsoft.
- The following is a registered trademark of Panduit Corporation, Lockport, IL: Panduit.
- The following is a registered trademark of Trav (Press), Cuneo, Italy: Assisa.
- The following is a registered trademark of Virtual Ink, Boston, MA: mimioActive.
- The following registered trademarks are under license from Wilkhahn Furniture Products: Avera, Senzo, Versal, and Wilkhahn FS.

- The following is a registered trademark of Wilsonart International, Temple, TX: Chemsurf.
- The following is a registered trademark of Wiremold, West Hartford, CT: Wiremold.
- The following is a registered trademark of EMU Group S.P.A., Perugia, Italy: Emu.
- The following is a registered trademark of Security People, Inc.: Digilock.
- The following are trademarks for products of Steelcase Inc. or one of its related corporate entities: Access, Active/Passive Shelf, Ainsley, Akira, Alcove, Alerion, Alight, Amaris, American Elect, American Tradition, ap40, Arbor, Arriva, Asana, Ascot, Aspekt, Astor, Await, Bassline, B-Free, Bira, Bivi, Bixby, Bottomline, Brody, Brook, Buoy, Burton, c:scape, Calla, Calm, Camber, Campfire, Capa, Cappuccino, Cesar, Chester, Chord, Circa, Clarendon, Classic Rectangular, Clipper, cobì, Collaboration, Community, Company, Convey, Cortex, Coupe, Crea, Crew, Cura, Cypress, Davenport, Dearborn, Deck, Déjà, Denizen, Denska, Derby, Divisio, Donovan, Dune, Duo, Echo, Edge, Elsna, Empath, Empress, Enea, ēno, EnSync, Enviro, Escapade, Exchange, Exponents, Field, Flat Top, FlexFrame, Flip Top, Flute, Folio, FrameOne, FreeFlow, Frontier, Galliei, Gesture, Ginger, Ginkgo, Go Wall, Grip, Groove, Hatchback, Hawthorne, Hitch, Host Collection, Hosu, Huddleboard, i2i, Impact, Indy, InfoLink, IOS, I-Solve, Jack, Jarrah, Jetty, Juice, Kami, Kast, Kathryn, Lagunitas, Lark, L'Attitude, LearnLab, Leela, LessThanFive, Lincoln, Linden, LiveSeat, Loria, Lyric, Malibu, Malibu Too, Mansfield, Marathon, Martini, Mason, Masque, Migration, Millbrae, Mineral, Mingle, Mystic, Mystic Metal, Mystic Wood, Montara650, Montreal, Move, Nadia, Neighbor, nesso, Nickel, Nikko, Nod, Node, Norfolk, Ology, Ontrak, Oom, Opus, Orchid, Outlook Collection, Ovation, Paloma, Paperflo, Parliament, Pasio, Passerelle, Patriarch, Payback, Peek, Pile File, Pisa, Pool, Potrero415, PUCK, QiVi, Quba, Rave, Reed, Regard, Relay, Reunion, Ripple, Riser, Roam, Rocco, Rocky, RoomWizard, Runner, Satellite, Sawyer, ScapeSeries, Senti, Sentinel, Senza, Sequoia, Session, ShareLink, Shield, Shortcut, Sidewalk, SILQ, Skylar, Slumber, Smoke, Snug, Soft Leaf, Sonata, Sorrel, SOTO, Southside, Stationkits, Steelcase Series, Stiletto, Surprise!, Surround, Switch, Symphony, Sync, TagWizard, Tava, TeamStudio, TeamTheater, Tenaro, Terrazzo, Theorem, Thread, Topaz, Touchdown, Tour, Tower Too, Trees, Trillium, Trolley, tX2, U-Free, Umami, Underscore, Uno, V.I.A., Verb, Verge, Verlay, Victor2, Visalia, Waldorf, Woodruff, Workspring, and X-tenz.
- The following is a trademark of Microsoft Corporation, Redmond, WA: Windows.
- The following is a trademark of Rodman Industries, Inc., Oconomowoc, WI: ResinCore1.
- The following is a trademark of Ultrafabrics, LLC, Elmsford, NY: Ultraleather.

- The following trademarks are under license from Wilkhahn Furniture products: Cana, Linus, Logon, Picto, Range, Stitz, Thema, Timetable, and Tubis.
- The following trademark is used under license from Cradle to Cradle Products Innovation Institute, Oakland, CA: Cradle to Cradle Certified.
- The following trademarks are under license from Walter Knoll: Andoo, Bob, Lazlo, Lox, Ribbon, and Together.
- The following trademarks are under license from PP Møbler: Bar and Flag Halyard.
- The following trademarks are under license from Viccarbe: Davos, Holy Day, Last Minute, RS, Sistema, and Wrapp.
- The following trademarks are under license from Carl Hansen: Elbow, Paddle, Shell, Wing, and Wishbone.
- The following trademarks are under license from Cambridge Sound Management, LLC, Cambridge, MA: QtPro Soundmasking, Qt Quiet Technology, and Sonet Qt.
- The following is a trademark of Electri-Cable Assemblies, Shelton, CT: Interact.
- The following is a trademark of Clestra Hauserman: IRYS.
- The following is a trademark of Wiesner-Hager Möbel GmbH: Nooi.
- The following are trademarks of PolyVision: a³, e³, Flow, Motif, PolyVision, Sans, and Serif.
- The following is a trademark of Bostock Company, Inc: SnapCab.
- The following is a trademark of Williams-Sonoma, Inc: West Elm.
- The following is a trademark of Elena Marquina Testor: nanimarquina.
- The following is a trademark of Forbo International SA: Forbo.

Trademarks used here in are the property of Steelcase, Inc. or of their respective owners.