



Bringing a mid-century aesthetic to the modern office

The sculptural silhouette and retro-inspired base of West Elm Work Sterling pay homage to midcentury design. Crafted and designed for the workplace, Sterling offers a generous sit for extended comfort.

STATEMENT OF LINE



Guest Chair - Armless

Dimensions:
Overall: 24 ¼"D x 23 ¼"W x 32 ⅝"H
Seat: 18 ⅝"D x 23 ¼" W x 18 ½"H



Guest Chair - Armed

Dimensions:
Overall: 25 ⅝"D x 24 ⅝"W x 32 ⅝"H
Seat: 18 ⅝"D x 24 ⅝"W x 18 ½" H
Arm Height: 26 ½"



Conference Chair - Armless





Overall: 24 ⅝"D x 27"W x 31 ¾"H
Seat: 18 ⅝" x 27" W x 16 ½"H
Adjustable Range: 5" W



Conference Chair - Armed

Overall: 25 ¼"D x 26 ⅝"W x 31 ¾"H
Seat: 18 ⅝" D x 26 ⅝"W x 16 ½" H
Minimum Arm Height: 25 ¼"
Adjustable Range: 5"

GUEST WOOD BASE

-  Light Oak – VP01
-  Black Oak – VP02
-  Grey Oak – VP04
-  White Oak – VP05

CONFERENCE BASE

-  Black – 0835
-  Milk – 4242
-  Dark Bronze – 7278
-  Night Bronze Lux – 4B24
-  Matte Brass Lux – 4B22
-  Polished Aluminum

UPHOLSTERY

-  Birdseye
-  Brushed Flannel 3797
-  Crossweave 3762
-  Gamut 3468
-  Tweed Multi 3722
-  Billiard Cloth 3549
-  Hem Stitch
-  Rocket 2693
-  Union Cloth 3859
-  Cloud Velvet 4144
-  Fomo 3931
-  Linen Like 3928
-  Bark Cloth 3746
-  Tack Cloth 3749
-  Tiny Herringbone 3741
-  W
-  Big Texture 3815
-  Distressed Texture 3935
-  Boucle Dot 3944
-  Starburst
-  Bead
-  Hatchmark 3761

MADE FOR THE OFFICE

All products in the West Elm Work Collection are designed with performance in mind and are manufactured to withstand the additional wear and tear that products encounter in the workplace. This product is available in the United States and Canada.



Call 800.333.9939 or visit [Steelcase.com/westelm](https://www.steelcase.com/westelm)