Steelcase

Product Info

Back to Menu

June 2019

Storage Specification Guide

Availability

Electronic price list updated with release 190.B (U.S.) and 151.B (Canada), dated June 17, 2019.

Spec News is available on *village.steelcase.com.* Search Steelcase Marketing Resources (Adstock) and download the current release's Spec News.

Tip: Steelcase Marketing Resources is a new global platform for ordering Steelcase marketing materials that replaces Adstock.

View or download Steelcase Specification Guides at *https://www.steelcase.com/resources/documents?tax-[doctype]=spec-guide.*

Transitional products in this specification guide are **maintained for existing customers only** and are likely to be phased out over time. These products are indicated with a T. Products that are scheduled to be culled are indicated with an X, followed by the last order entry date.

Surface Materials

The surface materials team has announced the launch of the Finish Library, found at *http://finishlibrary.steelcase.com.*

▶For a list of all trademarks, refer to the last page of this specification guide.

© 2019 Steelcase Inc.

For Canadian Pricing
Canadian factor can be found at steelcase.com/CADpricing.
Calculate in the following order to avoid rounding errors:

- Multiply the base price and each option by the Canadian factor.
- Round each to the nearest dollar.
- Add base and options for total list price.

Ten Tips: How to Get the Most Out of This Book 2

Additional Resources 4

Understanding

- Counterweights 5
- TS Series Storage Products 15
- Universal Steel Storage Products 45
- Storage Tops, Connectors, Supports, Shelves, and Accessories 103
- Universal Laminate Enhanced Storage Products 117
- High-Density Storage Products 153
- 900 Series Products 161
- Overfile Cabinets 169
- Organizational Worktools 173
- Lighting 179
- Victor2 199

Specifying

- TS Series Storage Products 205
- Universal Steel Storage Products 241
- Storage Tops, Connectors, Supports, Shelves, and Accessories 333
- Universal Laminate Enhanced Storage Products 359
- High-Density Storage Products 393
- 900 Series Products 399
- Overfile Cabinets 405
- Organizational Worktools 407
- Lighting 411
- Victor2 425

Resources and Surface Materials 431

Ten Tips:
How to Get the Most Out of This Book

Tip 1

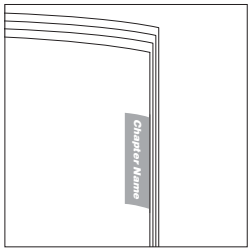

Watch the tabs on the right-hand edges of the pages. They'll always indicate which chapter you are in.

Tip 2

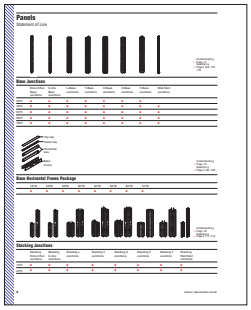

Use the Statement of Line pages for an overview of the available components, their sizes, and page references for additional information. Each *Understanding* chapter includes a statement of line after the table of contents.

Tip 3

Find cross references by looking for page numbers flagged with an arrow.

Tip 4

Study the product detail pages in the *Understanding* section to learn everything an expert knows about specific products. Each product detail page in this section contains the following features, where applicable:

- Product Drawing
- Actual Dimensions
- Product Details
- Connections
- Wiring and Cabling
- Surface Materials
- Application Topics

Product Drawing shows you what the product looks like and points out important features.

Product Details gives specific information on the product and how it is used.

Connections describes how the product is assembled or how it attaches to another product.

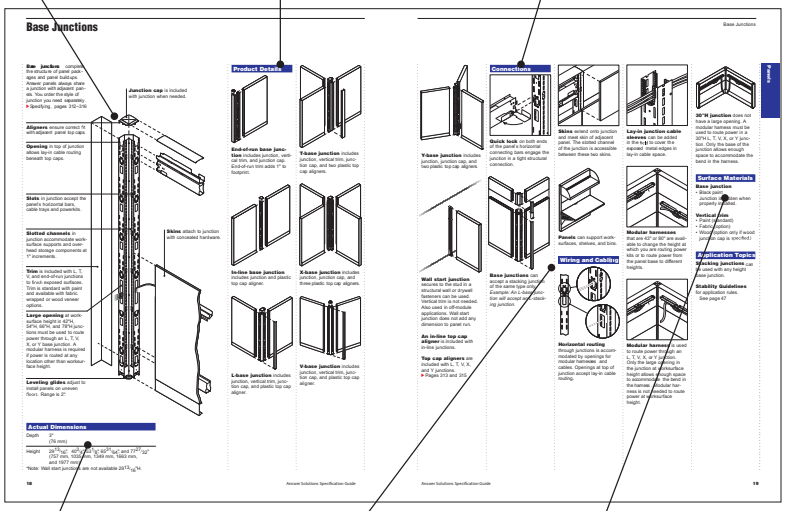

Actual Dimensions table lists the dimensions of the product.

Wiring and Cabling details the power and cable-management and cable routing capabilities of the product.

Surface Materials lists what material is used for each part of the product.

Tip 5

Refer to the specifying pages for all the information needed to order a product. Each product specifying page contains a variety of elements to help you complete a specification:

- Product Drawing
- Standard Includes
- Required to Specify
- Options
- Related Products
- Specification Information
  - Dimensions
  - Style Number
  - Price

Standard Includes (under the red or dark grey band) provides a list of what comes standard with the product.

Required to Specify (under the red or dark grey band) itemizes the information that you must provide to order the standard product and the preferred sequence for specification.

Specification Information (under the teal or light grey band) provides product dimensions, style numbers, and prices for the standard product and any surface material choices that are available.

Product Drawing shows you what the product looks like.

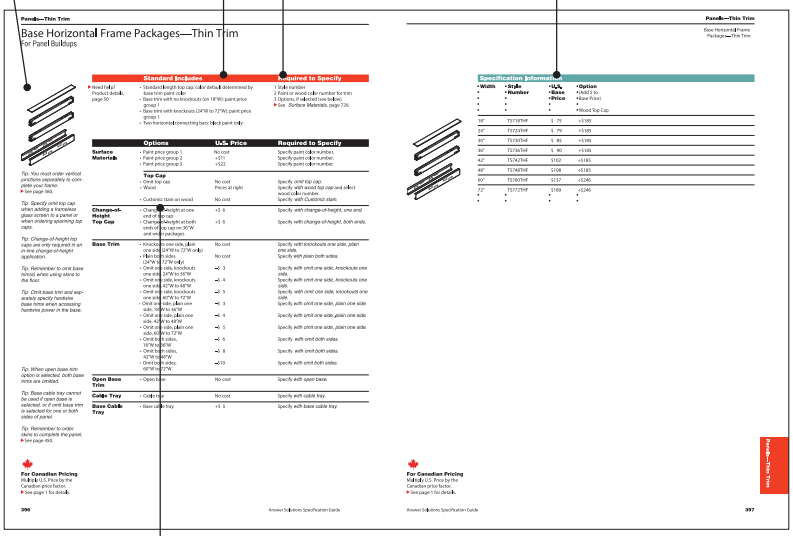

Panels—Thin Trim

Base Horizontal Frame Packages—Thin Trim
For Panel Buildups

Standard Includes	Required to Specify
▶ Product details, page 30	• Standard height top cap; color defaults determined by Panel Buildup • Base trim with no knockouts (at 18"W); paint price group 1 • Base trim with knockouts (24"W to 72"W); paint price group 1 • Two horizontal connecting bars; black paint only	1 Style number 2 Specify panel color number for trim 3 Options, if selected (see below) ▶ See *Surface Materials*, page 726.

	Options	U.S. Price	Required to Specify
Surface Materials	• Paint price group 1 • Paint price group 2 • Paint price group 3	No cost +$10 +$22	Specify paint color number. Specify paint color number. Specify paint color number.
	Top Cap		
	• Omit top cap	No cost	Specify *omit* top cap.
	• Wood	Prices at right	Specify with wood top cap and select wood color number.
	• Customiz stain on wood	No cost	Specify with Customiz stain
Change-of-Height Top Cap	• Change-of-height at one end of the cap • Change-of-height at both ends of the cap (at 36"W and wider packages)	+$ 6 +$ 6	Specify with change-of-height, one end Specify with change-of-height, both ends.
Base Trim	• Knockouts in one side, plain one side (24"W to 72"W only) • Plain both sides	No cost	Specify with knockouts one side, plain one side. Specify with plain both sides.
	Omit Base Trim		
	• Omit one side, knockouts one side (24"W to 36"W)	+$ 3	Specify with omit one side, knockouts one side.
	• Omit one side, knockouts one side (42"W to 48"W)	+$ 4	Specify with omit one side, knockouts one side.
	• Omit one side, knockouts one side (60"W to 72"W)	+$ 5	Specify with omit one side, knockouts one side.
	• Omit one side, plain one side, 18"W to 36"W	+$ 3	Specify with omit one side, plain one side.
	• Omit one side, plain one side, 42"W to 48"W	+$ 4	Specify with omit one side, plain one side.
	• Omit one side, plain one side, 60"W to 72"W	+$ 5	Specify with omit one side, plain one side.
	• Omit both sides, 18"W to 36"W	+$ 6	Specify with omit both sides.
	• Omit both sides, 42"W to 48"W	+$ 8	Specify with omit both sides.
	• Omit both sides, 60"W to 72"W	+$10	Specify with omit both sides.
Open Base Trim	• Open base	No cost	Specify with open base.
Cable Tray	• Cable tray	No cost	Specify with cable tray.
Base Cable Tray	• Base cable tray	+$ 5	Specify with base cable tray.

Tip: You must order vertical junctions separately to complete your frame.
▶ See page 366.

Tip: Specify omit top cap when adding a frameless glass screen to a panel or when ordering spanning flat caps.

Tip: Change-of-height top caps are only required in an in-line change-of-height application.

Tip: Remember to omit base trim(s) when using shim to the floor.

Tip: Omit base trim and wap-around specify handrails. Base trims when accessing handrails power in the base.

Tip: When open base trim option is selected, both base trims are omitted.

Tip: Base cable tray cannot be used if open base is selected, or if omit base trim is selected for one or both sides of panel.

Tip: Remember to order skins to complete the panel.
▶ See page 693.

For Canadian Pricing Multiply U.S. Price by the Canadian price factor.
▶ See page 1 for details.

366 Answer Solutions Specification Guide

Panels—Thin Trim

Base Horizontal Frame Packages—Thin Trim

Specification Information			
• Width	• Style Number	• U.S. Base Price	• Option
			• (Add 1 to Base Price)
			• Wood Top Cap
18"	TS7185HF	$ 75	+$185
30"	TS7245HF	$ 79	+$185
30"	TS7265HF	$ 85	+$185
36"	TS7365HF	$ 90	+$185
42"	TS7425HF	$102	+$185
48"	TS7485HF	$108	+$185
60"	TS7605HF	$137	+$240
72"	TS7725HF	$169	+$240

For Canadian Pricing Multiply U.S. Price by the Canadian price factor.
▶ See page 1 for details.

Panels—Thin Trim

Answer Solutions Specification Guide 367

Options (under the black band) lists all the options that apply to the product, their price, and what is required to specify.

Related Products provide specification information for products that are directly related.

Tip 6

Required to Specify

Specify *with Customiz Stain*

Italic typeface on specifying pages usually identifies wording that you should use in your order.

Tip 7

To determine how many skins are needed to complete a panel, consult the table at the right.
Tip: Remember to order skins for both sides of the panel buildup.

Watch for tips throughout the text that give you explanations and helpful instructions.

Tip 8

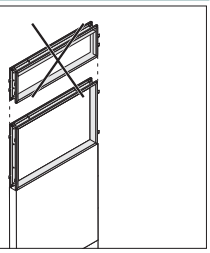

Learn what you cannot do by looking for drawings crossed out with an "X."

Tip 9

Use the surface materials listings in the Surface Materials section of this book to find surface material color numbers.

Tip 10

Style Number	Page
TS7042BL	131
TS7042S	130
TS7048BL	131
TS7048S	130
TS7060BL	131
TS7060S	130
TS7072BL	131

Refer to the style number index when you know a style number and you need to find the page that has more details about the product.

Additional Resources

Storage products are supported with an array of informational materials, tools, and software to help you plan an installation efficiently.

Product brochures and planning tools can be ordered through your Steelcase area office by calling 1.800.784.0358 or through the Marketing Resources website at village.steelcase.com.

Product Brochures

Storage Solutions Brochure
12-0000408

Universal Storage Brochure
14-0000150

TS Series Storage Brochure
12-0000076

Planning Tools

Quick Ship Guide
This handbook describes all Steelcase, turnstone, and Coalesse products that are available for Rapid2 (ships in 2 days), Rapid5 (ships in 5–7 days), or Coalesse Rapid10 (ships in 10 days).

Printed Materials

Surface Materials Reference Manual
This publication provides:

- An explanation of the surface materials
- "Available on" matrices
- Vertical surface fabric and seating upholstery selection listing
- Technical data for surface materials
- Surface material care and cleaning instructions

Computer Tools

Electronic Catalog
Accurate sales quotations and purchase orders for Steelcase products are created with specification software that uses Steelcase Electronic Catalog data. Use the data to specify and price style numbers and options for every Steelcase product. The data is updated bimonthly by Steelcase and provided to software programs including: the Hedberg Business System, SmartTools–Steelcase's design and specification software (for more information on SmartTools, please email SmartTools@steel-case.com), the ProjectMatrix ProjectSymbols libraries, as well as 20-20 CAP Studio.

Furniture Symbol Graphic Data
Steelcase creates 2D and 3D furniture symbols (with attributes) for planning and initially specifying Steelcase products. This data is incorporated into several add-on software packages that work in either a Microstation or an AutoCAD drafting environment.

For more information about these and other software tools to help you plan effective work environments, please email fsl@steelcase.com.

Digital Publications
You can access these digital publications at www.steelcase.com or village.steelcase.com.

Storage Product Training
Basic training for the majority of Steelcase filing and storage products is available as part of the Building Product Muscle (BPM) curriculum on the Steelcase University website at village.steelcase.com.

The Filing and Storage BPM is an interactive, Web-based course filled with photos, detailed positioning, statement of line, and feature/advantage information, as well as practice exercises designed to build salespeople's knowledge of filing and storage products. The course also contains printable job aids to provide ongoing performance support. The Filing and Storage BPM is course is SAL379.

Support

Steelcase Capabilities
Steelcase products are distributed, installed, and serviced through a network of more than 600 dealers worldwide. Steelcase is also represented with offices and corporate showrooms in 26 U.S. cities, 4 Canadian cities, and in France, Germany, Great Britain, and Japan. Every Steelcase product meets our exceptionally high standards of quality and durability and comes with the Steelcase assurance of excellence in service.

For ordering or product assistance, please call your local dealer, the Steelcase Solutions Resource Team, or the Steelcase Solutions Fulfillment Team at 1.888.STEELCASE (1.888.783.3522) or send an email to lineone@steelcase.com

Call the Steelcase Solutions Resource Team prior to placing an order, when working on a bid, or when you need information about product applications and specifications.

Call the Steelcase Solutions Fulfillment Team if you have submitted an order to Steelcase and you need to speak to your Solutions Fulfillment Team Representative about the order. Also call if you have any post-shipment quality concerns or service parts questions.

For warranty information, please go to http://www.steelcase.com/warranty/.

Outside the U.S.A., Canada, Mexico, Puerto Rico, and the U.S. Virgin Islands, call 1.616.247.2500.

For information about Steelcase, the name of your nearest Steelcase dealer, or for product literature, call 1.800.333.9939, or visit our website: www.steelcase.com.

Related Products

Steelcase and other manufacturers produce products that are ideal to use with Storage products. Some of them are listed here along with details about how to get product literature.

Steelcase worktools include a full line of ergonomically designed products that enhances and improves the work setting. Product platforms include computer support tools, organizational worktools, and personal lighting.
▶For additional product information, refer to *Steelcase Worktools Specification Guide* or contact Steelcase at 1.888.STEELCASE (1.888.783.3522) or send an email to lineone@steelcase.com.

Understanding Counterweights

Counterweights 6
Counterweight Requirements for Storage Products 7

Counterweights

Counterweight packages are required to ensure product stability and are ordered as an option or separately. Product specification pages indicate the correct counterweight package for each style number and any exceptions where counterweights are not required.

▶See *Counterweight Requirements for Storage Products,* pages 14.

Counterweight Packages for Lateral Files and Cabinets

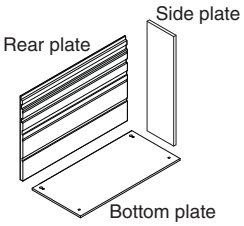

▶Specifying, page 355

Product Details

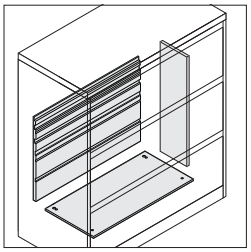

Surface Materials

Counterweight plates
- Black only

Actual Dimensions

Depth	3⅛" or 2⅜"
Width	25½"
Height	18"

Counterweight Package for Towers and Workstation Verticals

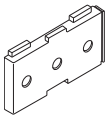

▶Specifying, page 355

Product Details



Surface Materials

Counterweight
- Black only

Actual Dimensions

Depth	1¼"
Width	12"
Height	1¼"

Counterweight Packages for Bookcases

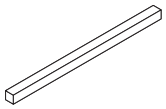

▶Specifying, page 356

Product Details

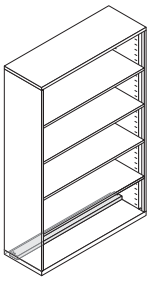

Counterweight packages attach to the inside of the bottom shelf. A cover is included to conceal the counterweight.

Surface Materials

Counterweight
- Black

Cover
- Paint

Actual Dimensions

Counterweight	
Depth	1¼"
Width	19", 25", 31", or 37"
Height	1¼"
Cover	
Depth	1⅜"
Width	23¾", 29¾", 35¾", 41¾"
Height	1¼"

Counterweight Requirements for Storage Products

⚠WARNING

Follow these requirements to reduce the risk of storage products tipping and causing injury.

Requirements for Lateral Files, Towers, Workstation Verticals, Cabinets, and Bookcases Applications

Specification Information

Dimensions D Flush Steel Front	Dimensions D Proud Steel/ Wood Front	W	H	Counterweight Package	Style Number
Three 12"H Drawers					
18"	18⅞"	30"	40"	Package 3	**RLF18303_**
18"	18⅞"	36"	40"	Package 3	**RLF18363_**
18"	18⅞"	42"	40"	Package 3	**RLF18423_**
23⅛"	24"	30"	40"	Package 2	**RLF24303_**
23⅛"	24"	36"	40"	Package 2	**RLF24363_**

Product specification pages indicate proper counterweight package for each style number.

Specification Information

Dimensions D Flush Steel Front	Dimensions D Proud Steel/ Wood Front	W	H	Counterweight Package	Style Number
65½"H Tower with Door Hinged on Left, continued					
Partition with Coat Rod, Two Adjustable Shelves, One Fixed Shelf, and					
23⅛"	24"	24"	65½"	Not required	**RFF24245LW__**

If a counterweight is not required in any condition for a particular style number, the product specification page will indicate not required.

Requirements for Freestanding Applications

Counterweights are required as shown in the product specification pages unless any of the following conditions are met:

1. Counterweights are not required for lateral files, towers, workstation verticals, cabinets, and bookcases anchored to the floor.

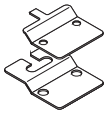

Floor anchor bracket (for TS Series Storage, TS 200 Series Storage, 900 Series Storage, 800 Series Storage and Universal Storage with 3" base) secures lateral files, towers, workstation verticals, cabinets, or bookcases to the floor for stability or to reduce the risk of hazards during earthquakes in seismic zones. Four bracket packages are required for each cabinet.
Note: **Local seismic requirements vary.** *Compliance with local code requirements is the responsibility of the customer or their authorized agent. For a California Office of Statewide Health Planning and Development (OSHPD) approved anchor bracket, contact Steelcase Specials.*
Tip: Anchor bracket cannot be used with pedestals.

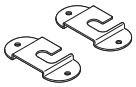

Floor anchor brackets for Universal with FrameOne foot secure lateral files and towers to the floor for stability or in seismic zones to reduce the risk of hazards during earthquakes.
Note: **Local seismic requirements vary.** *Compliance with local code requirements is the responsibility of the customer or their authorized agent.*

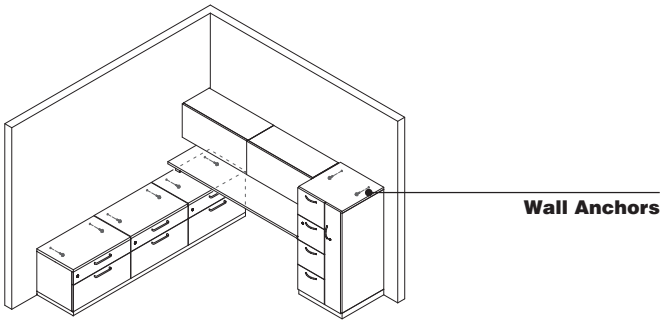

2. Counterweights are not required for lateral files, towers, workstation verticals, cabinets, and bookcases anchored to the wall.

For wall anchoring of lateral files, towers, workstation verticals, cabinets and bookcases, consult with the building's designated design professional (architect or engineer) and work with local codes authorities for approvals to ensure adequate support when product is fully loaded.

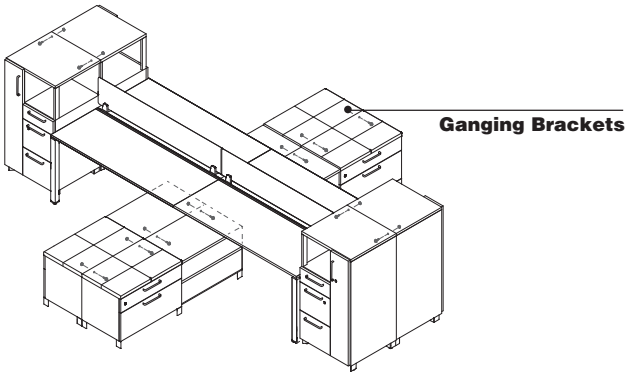

3. Counterweights are not required for lateral files, towers, workstation verticals, cabinets, and bookcases ganged back-to-back with ganging hardware.

TS Series towers which do not include ganging hardware, order *8425808SR* from Service Parts.

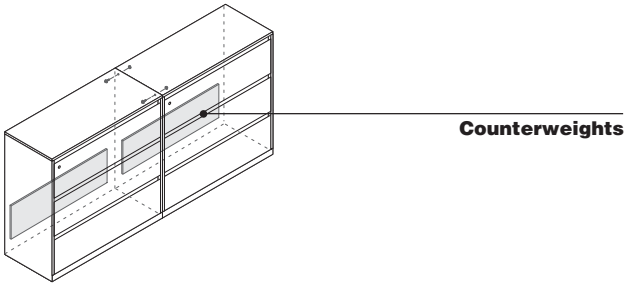

Units ganged side-by-side **require** counterweights.

Requirements for Panel Applications

Panel stability guidelines must be met prior to determining counterweight requirements.
▶ See *Panel Stability Guidelines* in the appropriate panel specification guide. (Storage may support panel stability)

Counterweights are required as shown in the product specification pages unless any of the following conditions are met:

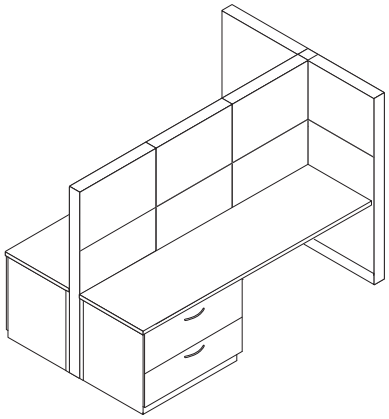

1. Counterweights are not required for Two Drawer lateral files installed right below a worksurface attached to the panel system when the application is mirrored back-to-back (a two-pack minimum).

TS Series underworksurface lateral files are only intended for use under a panel-mounted worksurface and cannot be used as freestanding.

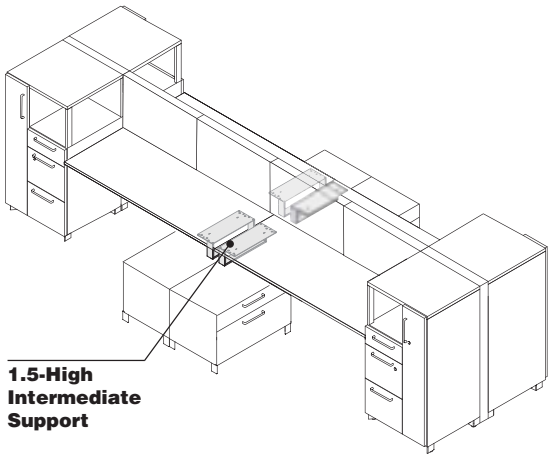

2. Counterweights are not required for One-High and 1.5-High lateral files and cabinets used with an intermediate support, when the application is mirrored back-to-back (a two-pack minimum).
Note: This includes storage either perpendicular or parallel to the panel.

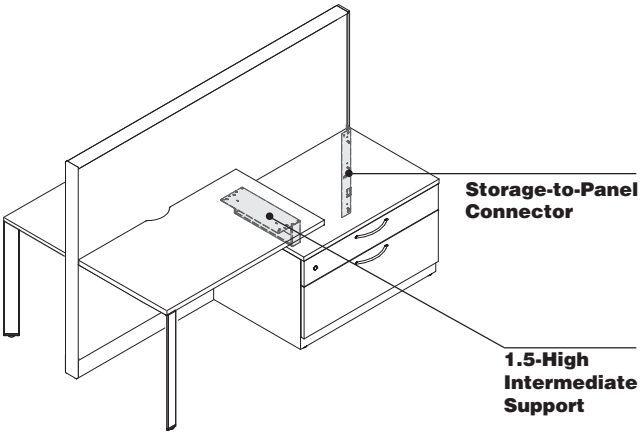

3. Counterweights are not required for One-High, 1.5-High, and Two Drawer lateral files and cabinets used with a storage-to-panel bracket to support the panel run if the application is mirrored back-to-back (a two-pack minimum) and the panel run is equal to or greater than 6'.

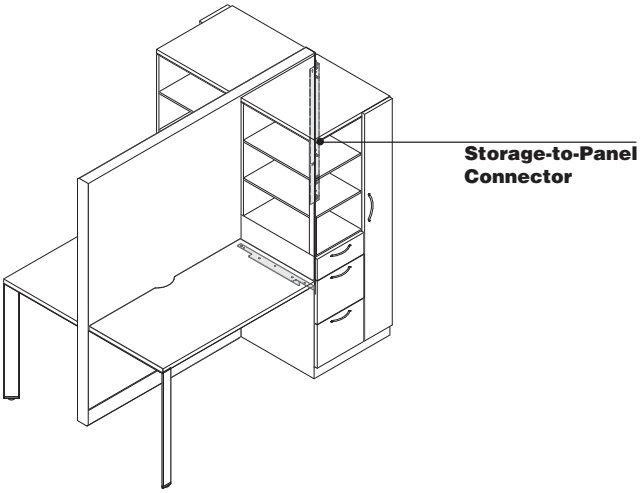

4. Counterweights are not required for towers used with a storage-to-panel connector to support the panel run, if the application is mirrored back-to-back (a two-pack minimum) and the panel is equal to or greater than 5'.

▶**Counterweight Requirements for Storage Products,** continued

Requirements for c:scape Tethered Applications

c:scape stability guidelines must be met prior to determining counterweight requirements.
▶ See *c:scape Stability Guidelines* in the *c:scape Specification Guide*.

Counterweights are required as shown in the product specification pages unless any of the following conditions are met:

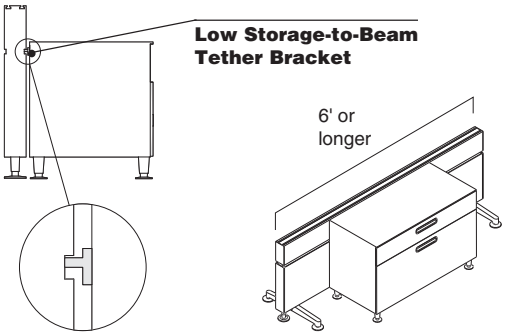

1. Counterweights are not required for a One- and 1.5-High lateral files and low storage 48"W or smaller tethered to a c:scape beam when the beam width is 6' or larger.

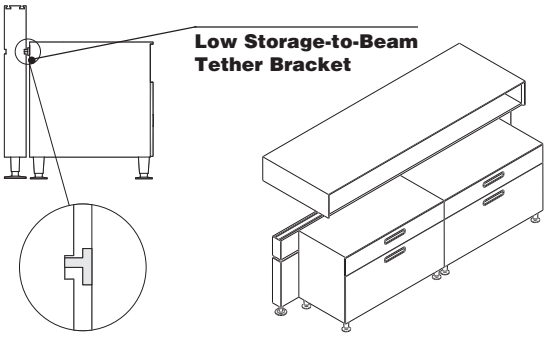

2. Counterweights are not required for One- and 1.5-High lateral files and low storage tethered to a c:scape beam when the beam has mid storage mounted parallel and the beam length is equal to or greater than the combined low storage width.

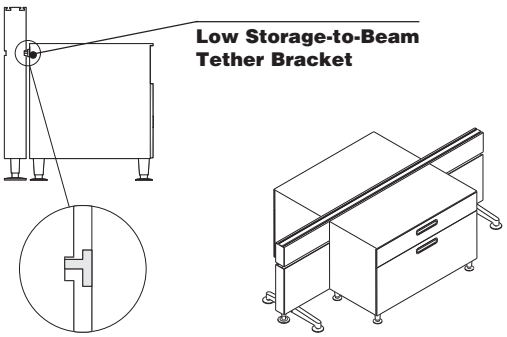

3. Counterweights are not required for One- and 1.5-High lateral files or low storage tethered to a c:scape beam when the storage is the same size and mirrored back-to-back on both sides of the beam.

Requirements for Answer Freestanding Desk Applications

Answer Freestanding Desk guidelines must be met prior to determining counterweight requirements.
▶ See *Answer Freestanding Desk Stability Guidelines* in the *Answer Freestanding Specification Guide*.

Counterweights are required as shown in the product specification pages unless any of the following conditions are met:

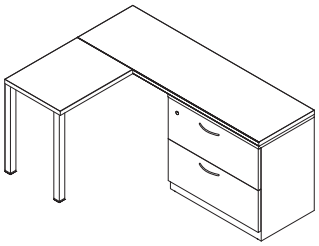

1. A counterweight is not required for a single Two Drawer lateral file attached to desks connected in an L-configuration.

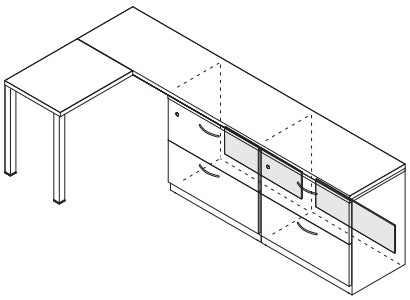

L-configurations with two or more lateral files **require** counterweights in each file.

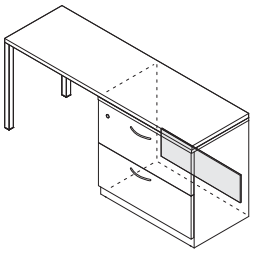

Counterweights are **required** for all lateral files in stand-alone desk or credenza applications.

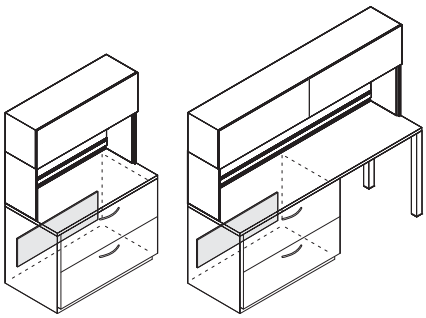

Hutch kit applications with lateral files always **require** counterweights in the lateral files.

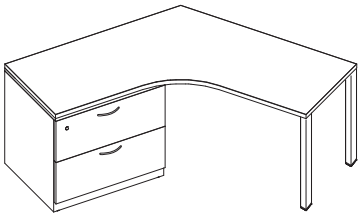

2. A counterweight is not required for a single Two Drawer lateral file attached to a desk made with corner, extended corner, or 120° corner worksurfaces.

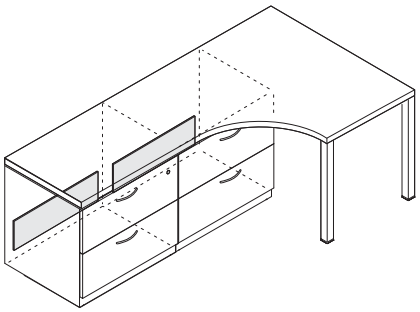

Configurations with two or more lateral files **require** counterweights in each file.

▶**Counterweight Requirements for Storage Products,** continued

Requirements for Pedestals in Freestanding Applications

Counterweights are required for all freestanding applications.

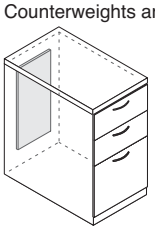

1. Universal fixed pedestals converted to freestanding pedestals require a counterweight and drawer interlock system.

Universal fixed to freestanding pedestal conversion kit includes ⅛"H steel top, counterweight package, and drawer interlock system.

Fixed pedestals, converted to freestanding with a laminate or veneer top, require a counterweight and drawer interlock system. Drawer interlock system is available from service parts.

TS Series fixed pedestals are only intended for use under a panel-mounted worksurface and cannot be converted to freestanding.

Laminate fixed pedestals can never be freestanding.

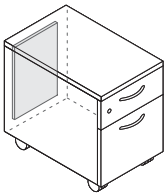

2. Mobile pedestals include counterweight and drawer interlock system as standard.

Requirements for Pedestals in Panel Applications

Panel stability guidelines must be met prior to determining counterweight requirements.

▶ See *Panel Stability Guidelines* in the appropriate panel specification guide.

Counterweights are required as shown in the product specification pages unless any of the following conditions are met:

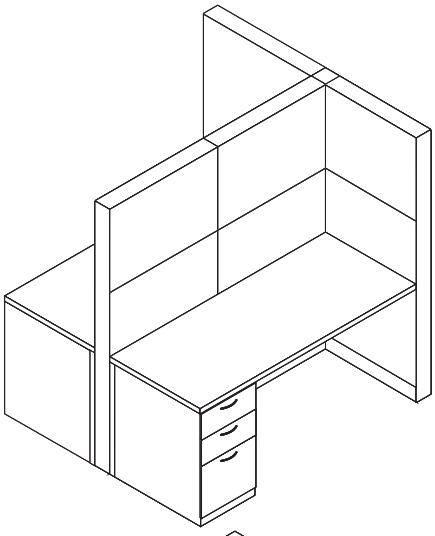

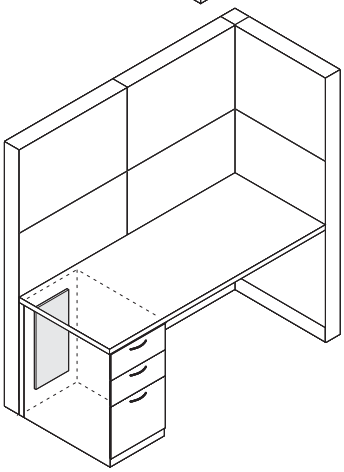

Counterweights are not required for fixed pedestals installed below a worksurface attached in a panel spine application. Single workstation applications **require** a counterweight in each pedestal.

Requirements for Pedestals in Answer Freestanding Desk Applications

Answer Freestanding Desk guidelines must be met prior to determining counterweight requirements.
▶ See *Answer Freestanding Desk Stability Guidelines* in the *Answer Freestanding Specification Guide.*

Counterweights are required as shown in the product specification pages unless any of the following conditions are met:

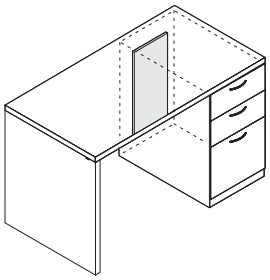

1. Single pedestal desks less than 48"W require a counterweight and an interlock. Single pedestal desks with 30"D pedestals require a counterweight and interlock.
Tip: Interlock is available as a service part for Universal pedestals, 1043575SR for box/box/file and file/file configurations.

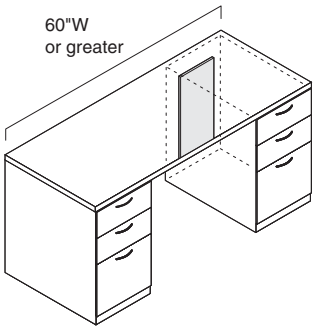

2. Double pedestal desks 60"W and wider only require one pedestal with counterweight.

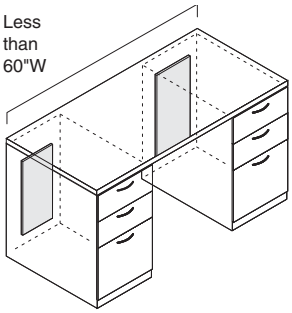

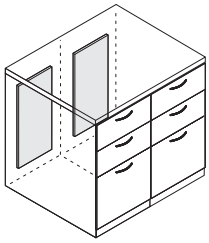

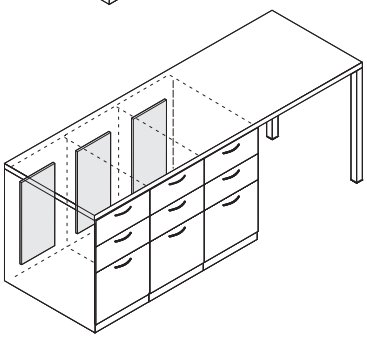

All other desk applications with multiple pedestals **require** a counterweight for each pedestal.

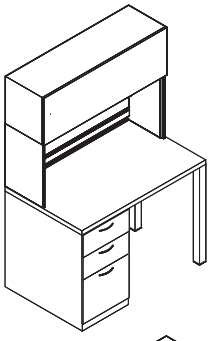

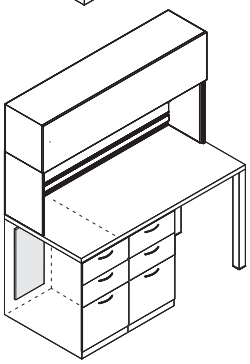

3. Counterweights are not required for a single fixed pedestal in desk with hutch kit applications. Any additional pedestals within the application **require** counterweights.

▶**Counterweight Requirements for Storage Products,** continued

Requirements for Pedestals in Answer Freestanding Desk Applications, continued

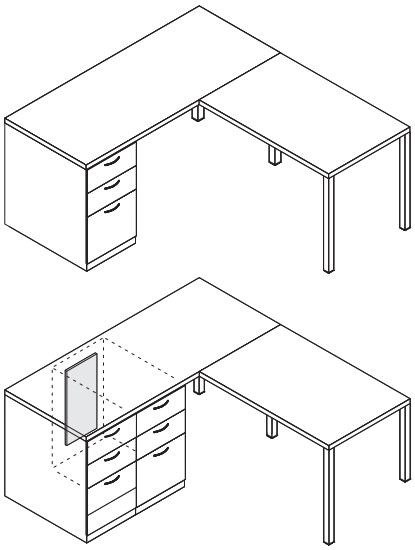

4. A counterweight is not required for a single fixed pedestal attached to a desk attached to another worksurface in an L-configuration. Any additional pedestals within the application require counterweights.

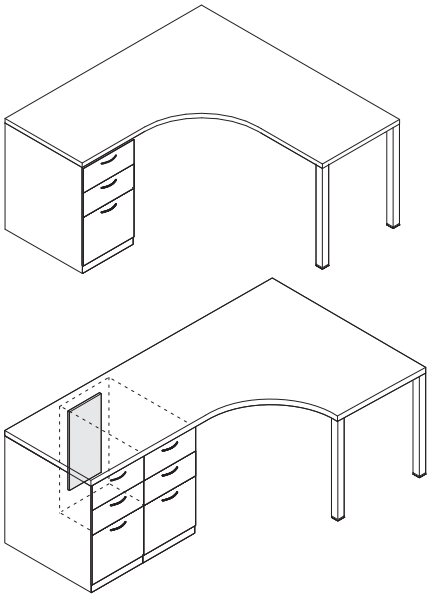

5. A counterweight is not required for a single fixed pedestal attached to desks made with corner, extended corner, or 120° corner worksurfaces. Any additional pedestals within the application require counterweights.

Understanding TS Series Storage Products

Statement of Line 16

TS Series Pedestals 20
TS Series Slim and Hinged-Top Mobile Pedestals 22
TS Series Mobile File Centers 24
TS Series Bins 26
TS Series Laminate Common Shelves 28
TS Series Under-Worksurface Lateral Files 30
TS Series Freestanding Lateral Files 32
TS Series Tower Too 34
TS Series Single and Double Lockers 36
TS Series Quad and Cubby Lockers 38
TS Series Multipurpose and Mini Lockers 40
TS 200 Series Lateral Files 42

Statement of Line

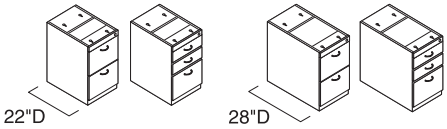

Understanding
▶ Page 20
Specifying
▶ Page 206

TS Series Fixed Pedestals

	15¼"W
27"H	●

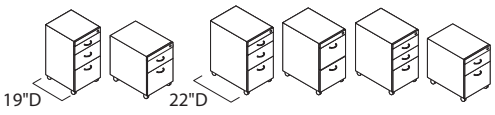

Understanding
▶ Page 20
Specifying
▶ Page 210

TS Series Mobile Pedestals with Steel Top

	15¼"W
21"H	●
24"H	●
26⅝"H*	●

*Available 22"D only.

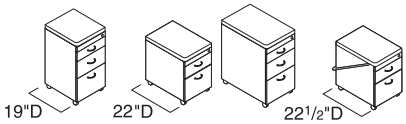

Understanding
▶ Page 20
Specifying
▶ Page 212

TS Series Mobile Pedestals with Seat Cushion

	15¼"W	16¼"W
22¾"H	●	●*
25½"H	●	

*With handle

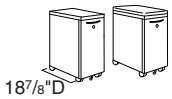

Understanding
▶ Page 22
Specifying
▶ Page 214

TS Series Slim Mobile Pedestal

	12"W
20"H	●

Tip: When cushion top option is selected, 1" is added to overall height of pedestal.

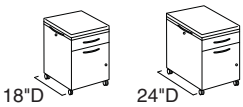

Understanding
▶ Page 22
Specifying
▶ Page 215

TS Series Hinged-Top Mobile Pedestals

	15¼"W
23"H	●

Understanding
▶ Page 24
Specifying
▶ Page 218

TS Series Mobile File Centers

	30½"W
22¼"H	●

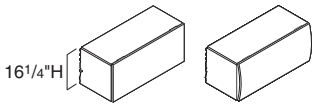

Understanding
▶ Page 26
Specifying
▶ Page 220

TS Series Bins

	24"W	30"W	36"W	42"W	48"W	60"W	72"W
15 3/4"D	●	●	●	●	●	●	●

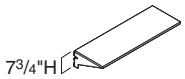

Understanding
▶ Page 28
Specifying
▶ Page 222

TS Series Laminate Common Shelves

	24"W	30"W	36"W	42"W	48"W
15"D	●	●	●	●	●

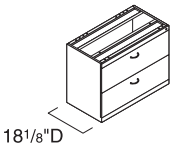

Understanding
▶ Page 30
Specifying
▶ Page 223

TS Series Under-Worksurface Lateral Files

	30 1/2"W	36"W
27"H	●	●

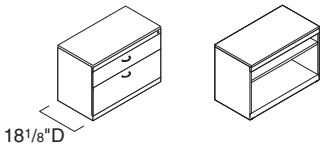

Understanding
▶ Page 32
Specifying
▶ Page 224

TS Series Freestanding Lateral Files

	30"W	36"W
21"H	●	●

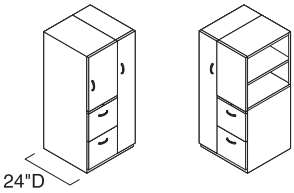

Understanding
▶ Page 34
Specifying
▶ Page 228

TS Series Tower Too

	24"W
48"H	●*
54"H	●
66"H	●

*Available with open side shelving only.

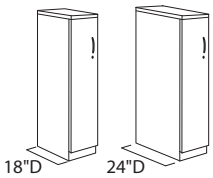

Understanding
▶ Page 36
Specifying
▶ Page 230

TS Series Single Lockers

	12"W	18"W
40"H	●	●
52"H	●	●
66"H	●	●

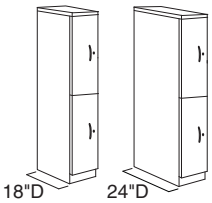

Understanding
▶ Page 36
Specifying
▶ Page 232

TS Series Double Lockers

	12"W	18"W
66"H	●	●

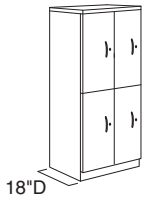

Understanding
▶ Page 38
Specifying
▶ Page 233

TS Series Quad Locker

	24"W
66"H	●

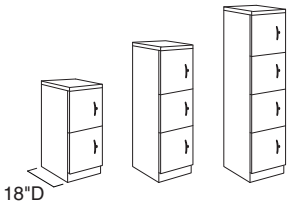

Understanding
▶ Page 38
Specifying
▶ Page 234

TS Series Single Cubby Lockers

	12"W
35"H	●
51"H	●
66"H	●



Understanding
▶ Page 38
Specifying
▶ Page 235

TS Series Double Cubby Lockers

	24"W
35"H	●
51"H	●
66"H	●

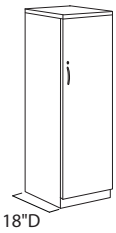

Understanding
▶ Page 40
Specifying
▶ Page 236

TS Series Multipurpose Locker

	18"W
66"H	●

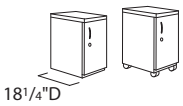

Understanding
▶ Page 40
Specifying
▶ Page 237

TS Series Mini Locker

	10"W
21¾"H	●

Tip: Mini locker comes standard with small caster. Mini locker is 20"H with glide option.

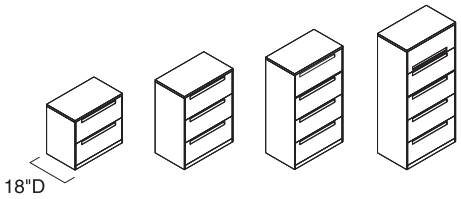

Understanding
▶ Page 42
Specifying
▶ Page 238

TS 200 Series Lateral Files

	30"W	36"W	42"W
28"H	●	●	●
40"H	●	●	●
52"H	●	●	●
65½"H	●	●	●

TS Series Pedestals

TS Series pedestals provide fixed and mobile storage for personal items and filing of infrequently referenced materials.
▶ Specifying, page 206

Top of pedestal is open to attach beneath the worksurface.

Lock is standard keyed random and controls all of the drawers. Lock cylinders must be specified separately. Consecutive and specific keying options are available. Master keyed locks are also available. Products with locks ship with a lock face ring and removable plastic plug to accommodate a lock cylinder installed on site.
▶ Lock and Keying Options, page 444

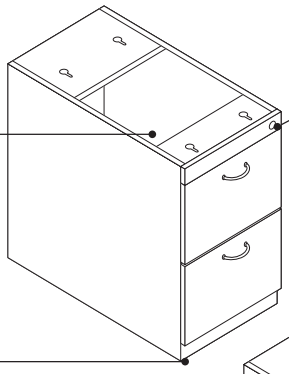

Leveling glides on pedestals adjust to install furniture on uneven floors. Leveling glide range is 1".

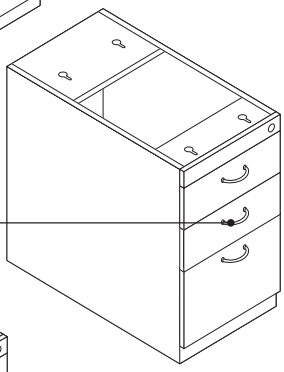

Handle, ledge, and contemporary pulls are available as an option on drawers and doors.

Finished back and sides are standard.

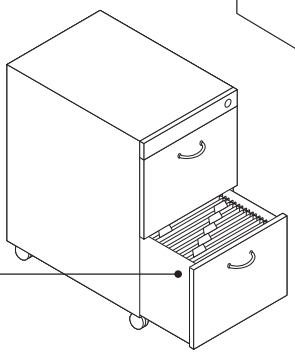

Mobile pedestal with steel top

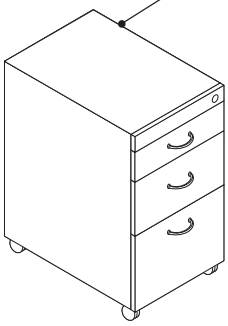

Pedestal file drawers are made of steel with steel ball-bearing suspensions and open their full depth for total access to the contents. File drawer accommodates letter- and legal-size filing (legal filing requires the use of optional dividers).

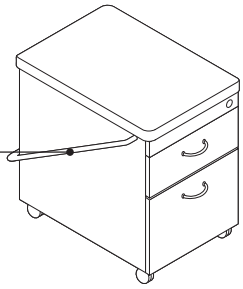

Mobile pedestal with seat cushion and handle

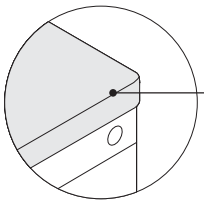

Cushion tops are 1¾" thick.

Handle on mobile pedestal can be positioned in front or at rear to access contents of drawer. Also available without handle.

Actual Dimensions

	Fixed Pedestals	Mobile Pedestals with Steel Top	with Cushion Top
Depth	21 3/16" and 27 13/16"	18 7/8", 21 1/8", and 21 15/16"*	18 15/16"**, 22"**, 22 1/4", and 22 1/2"***
Width	15 3/16"	15 3/16"	15 3/16", 15 5/16"**, and 16 1/4"***
Height	27"	21 1/8", 24"*, and 26 5/8"	22 3/4", and 25 1/2"**

*Pencil/box/file pedestals with steel top are 21 15/16"D and 24"H only.
**Only available as pencil/box/file configuration.
***With handle.

Product Details

Handle pull

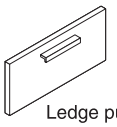

Ledge pull

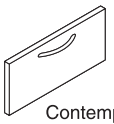

Contemporary pull

Pull Choices
Handle, ledge, and contemporary pulls are available as an option on drawers and doors.

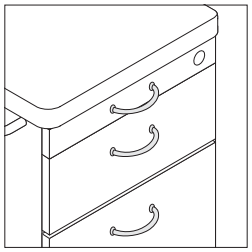

Extra pull, available as an option on mobile pedestals, allows pedestals to be moved easily within the workstation.

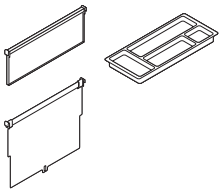

Box drawer and file drawer dividers and pencil tray for use with fixed pedestals are available as optional accessories. Mobile pedestals have different dividers that are not interchangeable.

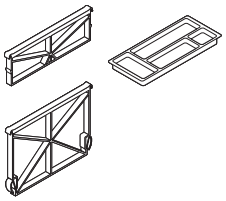

Dividers and pencil tray for use with mobile pedestals must be ordered separately. Mobile pedestal accessories are not interchangeable with under-worksurface pedestal accessories.
▶Page 217
Tip: Under-worksurface pedestals shipped prior to January 2005 require the use of drawer accessories from the mobile pedestal collection.

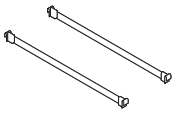

To file legal-size or side-to-side letter-size filing in pedestal file drawers, specify optional 15"W file rails.

Counterweight packages are required to ensure product stability and are ordered as an option or separately. Product specification pages indicate the correct counterweight package for each style number and any exceptions where counterweights are not required.

Connections

TS Series fixed pedestals are only intended for use under a panel-mounted worksurface. Attachment hardware is provided.

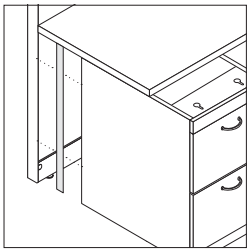

Pedestal filler, ordered separately, adds structure and fills the gap between the pedestal and panel. TS Series pedestal filler works with Kick panels only.
▶Page 207

Mobile pedestal fits under 24"D and 30"D worksurfaces or can be moved wherever storage is needed.

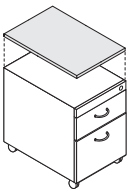

Basic cushion is ordered separately for use on TS Series mobile pedestals (TS2PBF19M and TS2PBF22M only). Basic cushion is field-installed and attaches to the existing top with hook and loop fastener.

Wiring & Cabling

Fixed pedestals do not accommodate cable-routing. Plan accordingly when installing pedestals underneath worksurfaces with grommets of other cable-routing accessories.

Surface Materials

Pedestal
- Paint

Handle pull
- 0835 Black
- 9211 Nickel

Contemporary pull
- 0835 Black
- 9201 Polished Chrome
- 9211 Nickel
- 9212 Silver

Ledge pull
- 4799 Platinum Metallic
- 7207 Black

Lock
- 9201 Polished Chrome

Cushion top
- Fabric

Basic cushion
- Fabric

Tip: For both cushion top and basic cushion: fabric patterns with a linear design will always be applied from the front to back of the unit or the depth of the unit. Pattern matching will not be done on COM.

Application Topics

Storage capacities and dimensions
▶Page 452.

Counterweight Requirements for Storage Products
▶Pages 7–14

Shipping

Pedestals are normally shipped in heavy-duty, recyclable stretch wrap to reduce the amount of corrugated board needed.

TS Series Slim and Hinged-Top Mobile Pedestals

TS Series pedestals provide mobile storage for personal items and filing of infrequently referenced materials.
▶ Specifying, pages 214–215

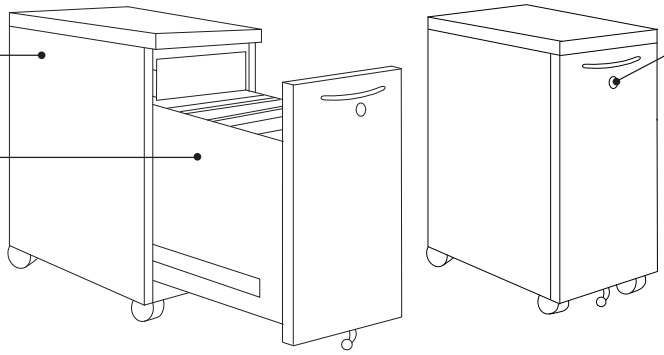

Finished back and sides are standard.

Drawer access can either be left side access, right side access, or two side access. Two side access has full sides on both sides.

Slim pedestal file drawers support side-to-side filing. File drawer accommodates letter and legal size. Hanging file folders can only be used with two-sided access option using included hanging rail pair.

Lock is standard keyed random and controls all of the drawers. Lock cylinders must be specified separately. Consecutive and specific keying options are available. Master-keyed locks are also available. Products with locks ship with a lock face ring and removable plastic plug to accommodate a lock cylinder installed on site.
▶ Lock and Keying Options, page 444

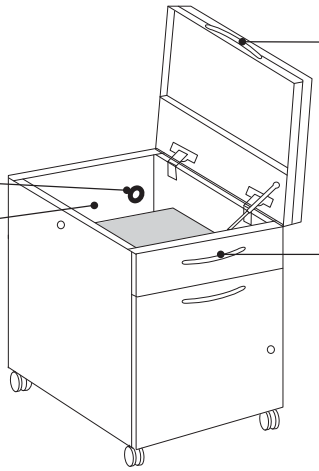

Hinged-top pedestals open either right or left and it opens to allow easy access to items.

Hinged-top pedestals come with grommet on the back, for low voltage power only.

24"D hinged-top pedestal comes standard with bag-drop area in the back.

Handle, ledge, and contemporary pulls are available as an option on drawers and doors.
Tip: Handle pull is not available on hinged-top pedestals.



Pedestal file drawers are made of steel with steel ball-bearing suspensions and open their full depth for total access to the contents. File drawer accommodates letter- and legal-size filing (legal filing requires the use of optional dividers).

Actual Dimensions

	Slim Mobile Pedestals with Steel Top	Slim Mobile Pedestals with Cushion Top	Hinged-Top Mobile with Pedestals
Depth	18⅞"	18⅞"	17⅞" and 23½"
Width	12"	12"	15¼"
Height	20⅛"	21⅛"	23"

Product Details

Handle pull

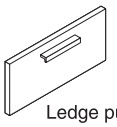

Ledge pull

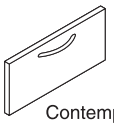

Contemporary pull

Pull Choices
Handle, ledge, and contemporary pulls are available as an option on drawers and doors.
Tip: Handle pull is not available on hinged-top pedestals.

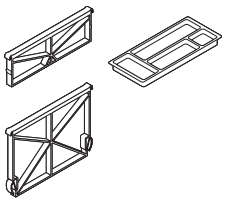

Dividers and pencil tray for use with mobile pedestals must be ordered separately. Mobile pedestal accessories are not interchangeable with under-worksurface pedestal accessories.
▶Page 217
Tip: Under-worksurface pedestals shipped prior to January 2005 require the use of drawer accessories from the mobile pedestal collection.

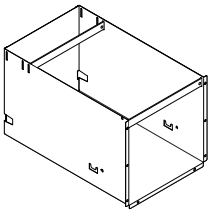

File rails are included with TS Series slim pedestal when two-sided access is specified.

Counterweight packages come standard with pedestals.

Connections

Mobile pedestal fits under 24"D and 30"D worksurfaces or can be moved wherever storage is needed.

Surface Materials

Pedestal
- Paint

Handle pull
- 0835 Black
- 9211 Nickel

Contemporary pull
- 0835 Black
- 9201 Polished Chrome
- 9211 Nickel
- 9212 Silver

Ledge pull
- 4799 Platinum Metallic
- 7207 Black

Lock
- 9201 Polished Chrome

Cushion top
- Fabric

Tip: Pattern matching will not be done on COM. Fabric patterns with a linear design will always be applied from the front to back of the unit or the depth of the unit.

Shipping

Pedestals are normally shipped in heavy-duty, recyclable stretch wrap to reduce the amount of corrugated board needed.

TS Series Mobile File Centers

▶ Specifying, page 218

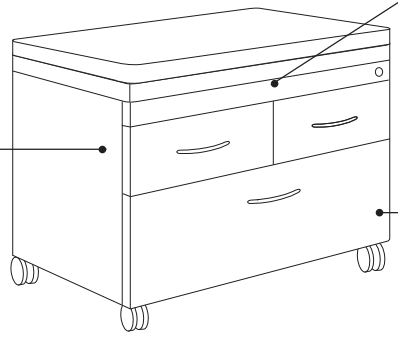

Mobile file centers are standard with box/box/file, open shelf, or door configuration.

Lock cylinders are specified separately from the lateral file. Random, consecutive, and specific keying are available. Master-keyed locks are also available. Products with locks ship with a lock face ring and removable plastic plug to accommodate a lock cylinder installed on site. ▶ Lock and Keying Options, page 444

Lateral file drawers are made of steel with steel ball-bearing suspensions and open their full depth for total access to the contents.



Four casters are hard composition and non-locking, with a full-rotation swivel mechanism.



Actual Dimensions

Depth	18¼"
Width	30⅝"
Height	22⁵⁄₁₆"

Product Details

Handle pull

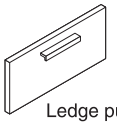

Ledge pull

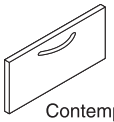

Contemporary pull

Pull Choices
Handle, ledge, and contemporary pulls are available as an option on drawers and doors.

Surface Materials

File center
- Paint

Handle pull
- 0835 Black
- 9211 Nickel

Contemporary pull
- 0835 Black
- 9201 Polished Chrome
- 9211 Nickel
- 9212 Silver

Ledge pull
- 4799 Platinum Metallic
- 7207 Black

Lock
- 9201 Polished Chrome

Cushion top
- Fabric

Tip: Fabric patterns with a linear design will always be applied from the front to back of the unit or the depth of the unit. Pattern matching will not be done on COM.

TS Series Bins

TS Series bins can be attached to Answer and Kick with integrated hooks. These storage bins provide overhead storage in the workspace.
▶ Specifying, page 220

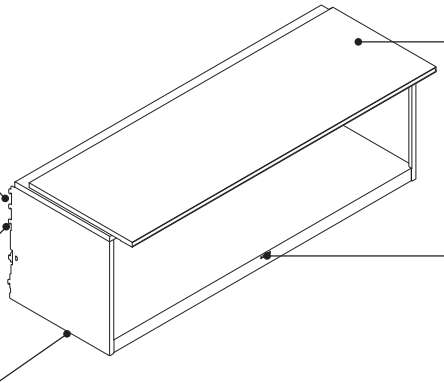

Flat-front and radius-front lift-up doors open and close quietly. When up, the doors rest on top of the case to provide more storage space inside.

On-module attachment hooks are integral to the end supports and are used to mount bins on panels of the same width as bins.

Safety catch locks overhead storage unit to frame to prevent accidental removal.

Locks are standard on bins to secure the door(s). Lock is located underneath the center of the shelf. Locks are standard factory-installed, keyed random. Two-door units are keyed alike.
▶ Lock and Keying Options, page 444

Bin is steel and ships assembled.

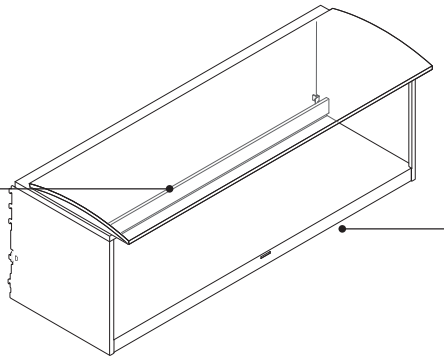

Backstop prevents notebooks and equipment from damaging the surface of the panels or walls.

Recess beneath unit can accommodate a shelf light.
▶ Page 412

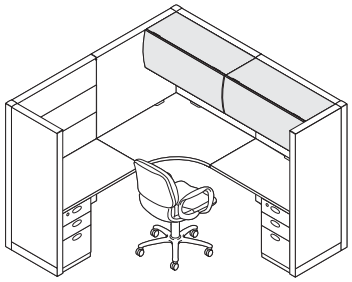

Actual Dimensions

Depth	15¾"
Width	24", 30", 36", 42", 48", 60", and 72"
Height	16¼"

Product Details

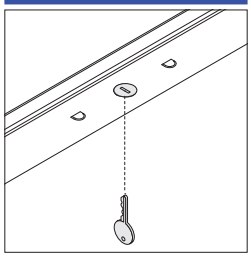

Lock in bin is concealed from view beneath the shelf. Locks are available factory- or field-installed. Factory-installed locks are standard and available keyed random only. Two-door units are keyed alike. Optional field-installed locks are available with consecutive, specific, and random keying options. Master-keyed locks are also available. Field-installed lock cylinders must be specified separately.
▶ *Lock and Keying*, page 444

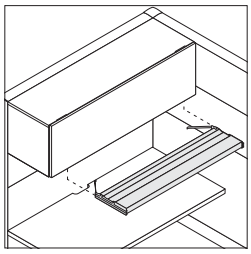

Shelf lights are available for use beneath bins. Lights recess into the bottom of overhead bins.
▶ Page 412

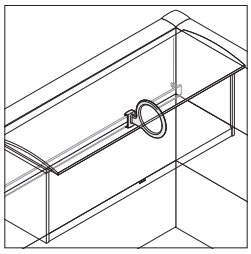

Dividers are available as an option for use on bins. Dividers ship in a package of four.
▶ Page 208

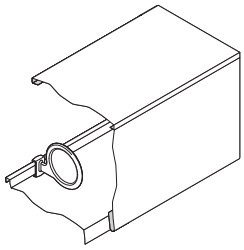

Back of storage bin is open to allow panel surface to show. Metal backstop prevents contents of bin from damaging panel surface.

Overhead storage bin height accepts standard and A4 binders.

Connections

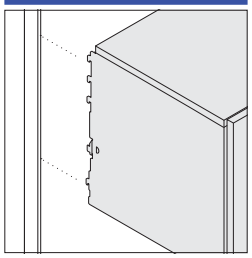

Steel support hooks on end supports insert into the slotted channel of a panel or wall channel and lock into place with a safety catch.

On-module steel support hooks can be used above and adjacent to slatwall.

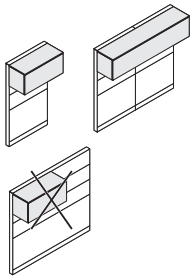

Width of overhead bin must match the width of the panel or panels that it is attached to. Bin may span up to two frames.

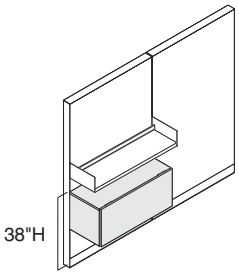

TS Series bin may be mounted at 38"H or lower if another panel-mounted component prevents it from being seated upon.

TS Series bins cannot be attached to upmount brackets.

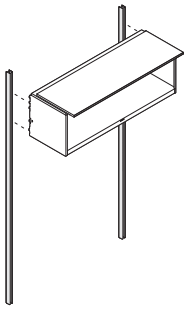

Wall channels are available to attach bins to concrete or block walls. Wall channels can be used to attach bins and tackboards to wood, dry wall, or plaster walls if the wall is reinforced.
▶ Page 269

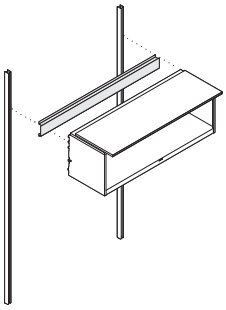

Wall channel horizontal brace is required with wall channels to support shelves and bins that are wider than 48".
▶ Page 269

Wiring & Cabling

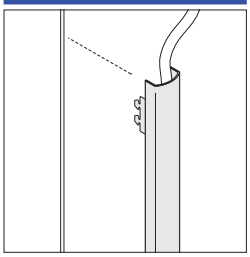

Vertical wire managers are available to conceal cords that are routed from light mounted beneath overhead storage.
▶ Page 423

Surface Materials

Overhead bin
- Paint

Lock
- 9201 Polished Chrome

Dividers
- White plastic

Application Topics

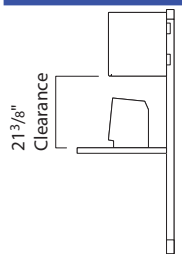

Clearance between Universal Systems work-surfaces or Universal tables and bottom of overhead bins is 21 3/8" when storage unit is installed in the highest position on a 66"H panel and glides are adjusted all the way into the panel.

Storage Capacities and Dimensions
▶ Page 452.

Bracket Application Rules
▶ Page 70

Stability Guidelines
▶ See *Answer or Kick Specification Guide.*

Guidelines for Stackable Components

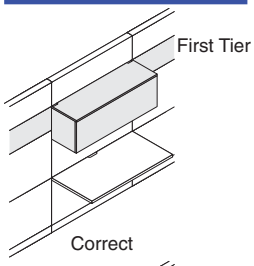

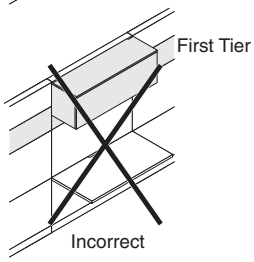

TS Series bins, Universal bins, and shelves can hang from the first stacked tier only.

TS Series Laminate Common Shelves

▶Specifying, page 222

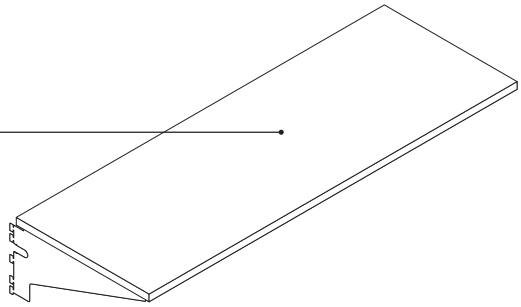

Laminate common shelf has a wood core and is covered with Low-Pressure Laminate and High-Pressure Laminate. Plastic edge band is selectable.

Laminate common shelf can be mounted in two orientations relative to the support brackets. Over bracket orientation shown.

Tip: For anticipated heavy loads on 42" and 48"W laminate common shelves, a field-installed reinforcing channel (TSATRC39) can be used.

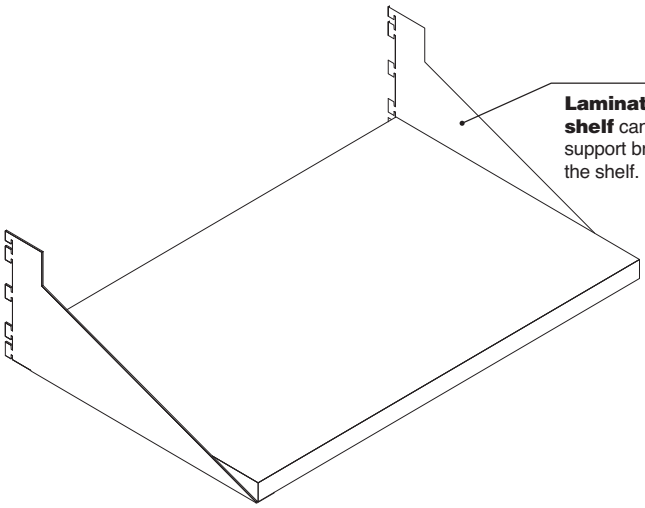

Laminate common shelf can be mounted with support brackets enclosing the shelf.

Actual Dimensions

Depth	15"
Width*	24", 30", 36", 42", and 48"
Height	7¾"

*Width includes dimension of laminate common shelf and support brackets. Laminate shelf is undersized by ½" to accommodate two support bracket mounting orientations.

Product Details

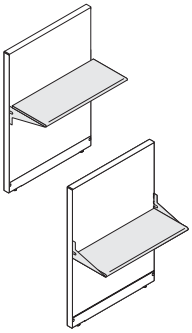

TS Series laminate common shelf ships with steel support brackets. Support brackets hook into the vertical panel slots or wall channel and lock into place with a safety catch. Support brackets can be used in either orientation.

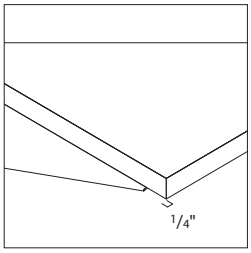

Laminate common shelf is undersized by ½". When mounted over the support brackets, ¼" of the bracket top will be exposed.

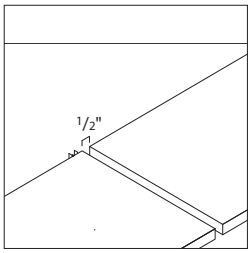

When two adjacent shelves are mounted over support brackets, there will be a ½" gap between shelves.

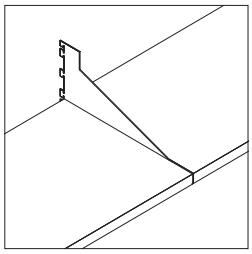

When two adjacent shelfs are mounted with brackets enclosing the shelf, the brackets fill the gap between shelves.

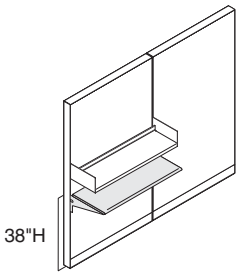

TS Series shelf may be mounted at 38"H or lower if another panel-mounted component prevents it from being seated upon.

Wiring and Cabling

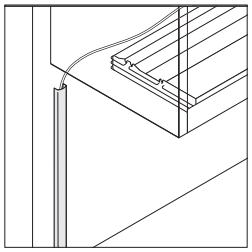

Vertical wire managers are available to conceal cords that are routed from light mounted beneath overhead storage.
▶Page 423

Surface Materials

Shelf
- Laminate

Edge
- Plastic

Supports
- Paint

TS Series Under-Worksurface Lateral Files

▶ Specifying, page 223

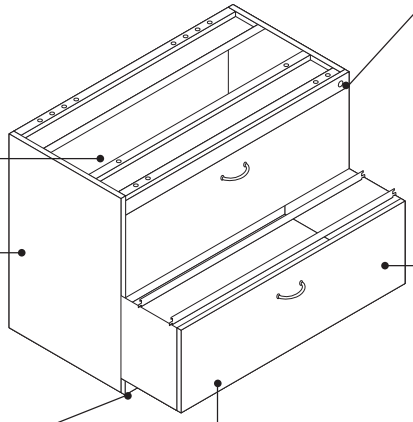

Top of lateral file is open to attach beneath the worksurface.

Finished back and sides are standard.

Leveling glides on lateral files adjust to install furniture on uneven floors. Leveling glide range is 1".

Lock cylinders are specified separately from the lateral file. Random, consecutive, and specific keying are available. Master-keyed locks are also available. Products with locks ship with a lock face ring and removable plastic plug to accommodate a lock cylinder installed on site.
▶ Lock and Keying Options, page 444

Lateral file drawers are made of steel with steel ball-bearing suspensions and open their full depth for total access to the contents.

Lateral file drawers are standard with two side-to-side hanging file frames to file letter- or legal-size papers. Clearance is provided for two rows of filing.

Tip: The actual depth of under-worksurface lateral files is 18¼"D, which will not accommodate the use of the 18"D TS Series straight worksurfaces.

Actual Dimensions

Depth	18¼"
Width	30½" and 36"
Height	27"

Product Details

Handle pull

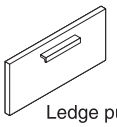

Ledge pull

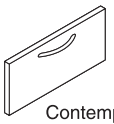

Contemporary pull

Pull Choices
Handle, ledge, and contemporary pulls are available as an option on drawers and doors.

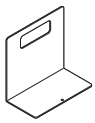

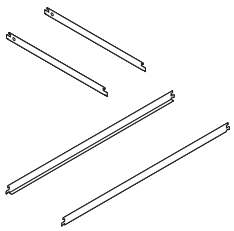

Under-worksurface lateral file drawer dividers, front-to-back file rails, and side-to-side hanging file frames, ordered separately, are available for use with under-worksurface lateral files.

Counterweight packages are required to ensure product stability and are ordered as an option or separately. Product specification pages indicate the correct counterweight package for each style number and any exceptions where counterweights are not required.

Connections

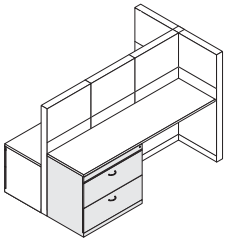

TS Series underwork-surface lateral files are only intended for use under a panel-mounted worksurface and cannot be used as freestanding.

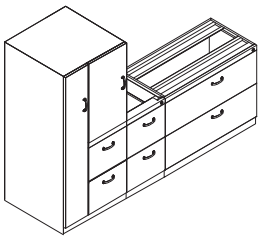

Kick plate (2"H) and lock bar align with under-worksurface pedestal and Tower Too.

Floor anchor bracket (for TS Series Storage, TS 200 Series Storage, 900 Series Storage, 800 Series Storage and Universal Storage with 3" base) secures lateral files, towers, workstation verticals, cabinets, or book-cases to the floor for stability or to reduce the risk of haz-ards during earthquakes in seismic zones. Four bracket packages are required for each cabinet.
Note: **Local seismic requirements vary.** *Compliance with local code requirements is the respon-sibility of the customer or their authorized agent.*
For a California Office of Statewide Health Planning and Development (OSHPD) approved anchor bracket, contact Steelcase Specials.
Tip: Anchor bracket cannot be used with pedestals.
▶Page 357.

Surface Materials

Lateral file
- Paint

Handle pull
- 0835 Black
- 9211 Nickel

Contemporary pull
- 0835 Black
- 9201 Polished Chrome
- 9211 Nickel
- 9212 Silver

Ledge pull
- 4799 Platinum Metallic
- 7207 Black

Lock
- 9201 Polished Chrome

Application Topics

Storage capacities and dimensions
▶Page 452.

TS Series Freestanding Lateral Files

▶ Specifying, page 224

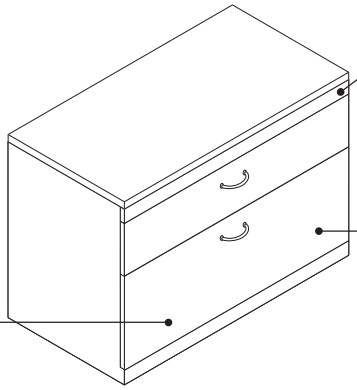

Lock cylinders are specified separately from the lateral file. Random, consecutive, and specific keying are available. Master-keyed locks are also available. Products with locks ship with a lock face ring and removable plastic plug to accommodate a lock cylinder installed on site.
▶ Lock and Keying Options, page 444

Lateral file drawers are made of steel with steel ball-bearing suspensions and open their full depth for total access to the contents.

Lateral file drawers are standard with two side-to-side hanging file frames to file letter- or legal-size papers. Clearance is provided for two rows of filing.

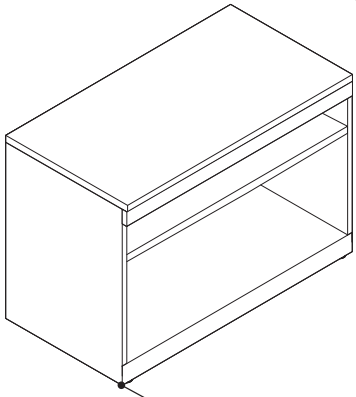

Leveling glides on lateral files adjust to install furniture on uneven floors. Leveling glide range is 1".

Product Details

Handle pull

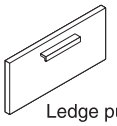

Ledge pull

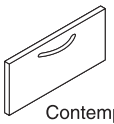

Contemporary pull

Pull Choices
Handle, ledge, and contemporary pulls are available as an option on drawers and doors.

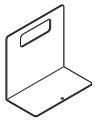

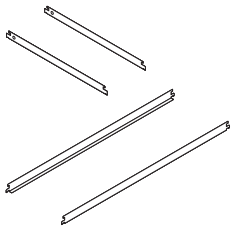

Under-worksurface lateral file drawer dividers, front-to-back file rails, and side-to-side hanging file frames, ordered separately, are available for use with under-worksurface lateral files.

Actual Dimensions

Depth	18⅛"
Width	30" and 36"
Height	21"

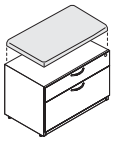

Basic cushion is ordered separately for use on TS Series freestanding lateral files. Basic cushion is field-installed and attaches to the existing top with hook and loop fastener.

Counterweight packages are required to ensure product stability and are ordered as an option or separately. Product specification pages indicate the correct counterweight package for each style number and any exceptions where counterweights are not required.

Connections

Ganging hardware is included to provide alignment by joining adjacent components side-by-side, back-to-back, or both.
▶See *Counterweight Requirements for Storage Products,* pages 7–14

Floor anchor bracket (for TS Series Storage, TS 200 Series Storage, 900 Series Storage, 800 Series Storage and Universal Storage with 3" base) secures lateral files, towers, workstation verticals, cabinets, or bookcases to the floor for stability or to reduce the risk of hazards during earthquakes in seismic zones. Four bracket packages are required for each cabinet.
Note: **Local seismic requirements vary.** *Compliance with local code requirements is the responsibility of the customer or their authorized agent. For a California Office of Statewide Health Planning and Development (OSHPD) approved anchor bracket, contact Steelcase Specials. Tip: Anchor bracket cannot be used with pedestals.*
▶Page 357

Surface Materials

Lateral file
- Paint

Handle pull
- 0835 Black
- 9211 Nickel

Contemporary pull
- 0835 Black
- 9201 Polished Chrome
- 9211 Nickel
- 9212 Silver

Ledge pull
- 4799 Platinum Metallic
- 7207 Black

Lock
- 9201 Polished Chrome

Basic cushion
- Fabric

Application Topics

Storage capacities and dimensions
▶Page 452

TS Series Tower Too

TS Series Tower Too accommodates paper filing, miscellaneous storage, and wardrobe storage.
▶ Specifying, page 228

Finished top, sides, and back allow storage cabinet to be positioned anywhere.

Shelves are fixed and can accommodate binders or other storage needs.

Lock, standard, is located on the lock bar and secures file drawers below. Lock cylinders are specified separately from the tower. Random, consecutive, and specific keying are available. Consecutive and specific keying options are available. Master-keyed locks are also available. Products with locks ship with a lock face ring and removable plastic plug to accommodate a lock cylinder installed on site.
▶ Lock and Keying Options, page 444

Safety interlock system allows only one drawer to be opened at a time.

Leveling glides adjust to install furniture on uneven floors. Leveling glide range is ¾".

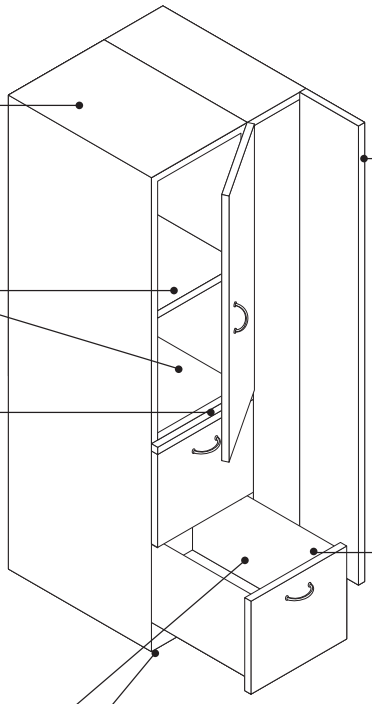

Doors open 98° for access to contents.

Drawers open their full depth for total access to the contents. Drawers have full-height sides; hanging file folder frames are not needed for front-to-back letter-size filing. Legal or side-to-side filing is accommodated using Universal filing rails. Tower Too file drawers and optional box drawers are made of steel with steel ball-bearing suspensions.
▶ For interior dimensions, see *Storage Capacities and Dimensions* page 452.

Product Details

Handle pull

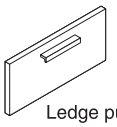

Ledge pull

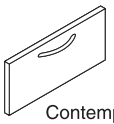

Contemporary pull

Pull Choices
Handle pull is standard. Ledge pulls are available as an option on drawers and doors. Contemporary pulls are available as unique Tower Too style numbers.

Actual Dimensions

Depth	24"
Width	24"
Height	48", 54" and 66"

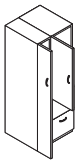

Wardrobe
left

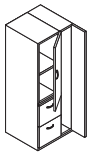

Wardrobe
right

TS Series Tower Too
is available 48"H, 54"H, or 66"H. Wardrobe storage can be left or right. 48"H is open side only.

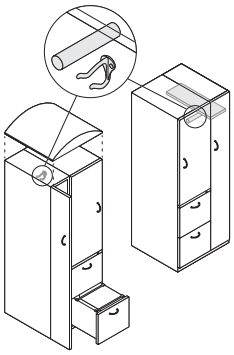

Wardrobe interior
can be specified with wardrobe hook or wardrobe rod with shelf.

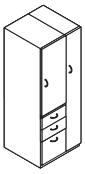

Two box drawers in place of top file drawer
is available as an option on 48"H, 54"H, and 66"H towers. Box drawers have ¾ extension.

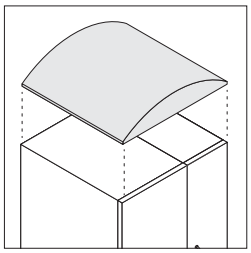

Dome, field-installed only, can be added to Tower Too for a unique aesthetic.

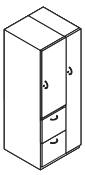

All locking (one lock for wardrobe, second lock for drawer, third lock for cabinet if applicable), is available as an option on 48"H, 54"H, and 66"H towers.

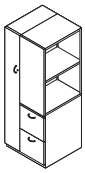

Towers are available with open side shelving in place of the upper cabinet. Fixed shelves provide two openings (with clearance of 5"H on 48"H units, 12"H on 54"H units, and 18"H on 66"H units).

Counterweight packages are required to ensure product stability and are ordered as an option or separately. Product specification pages indicate the correct counterweight package for each style number and any exceptions where counterweights are not required.

Connections

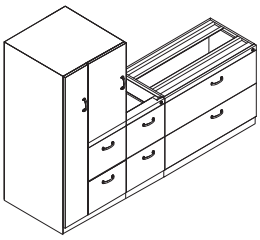

Kick plate (2"H) and lock bar align with fixed pedestals and under-worksurface lateral files.

Ganging hardware
is available to provide alignment by joining adjacent components side-by-side, back-to-back, or both. Order *8425808SR* from Service Parts.

Floor anchor bracket (for TS Series Storage, TS 200 Series Storage, 900 Series Storage, 800 Series Storage and Universal Storage with 3" base) secures lateral files, towers, workstation verticals, cabinets, or bookcases to the floor for stability or to reduce the risk of hazards during earthquakes in seismic zones. Four bracket packages are required for each cabinet.
Note: **Local seismic requirements vary.**
Compliance with local code requirements is the responsibility of the customer or their authorized agent.
For a California Office of Statewide Health Planning and Development (OSHPD) approved anchor bracket, contact Steelcase Specials.
Tip: Anchor bracket cannot be used with pedestals.
▶Page 357

Surface Materials

Tower Too
- Paint

Handle pull
- 0835 Black
- 9211 Nickel

Ledge pull
- 4799 Platinum Metallic
- 7207 Black

Lock
- 9201 Polished Chrome

Application Topics

Storage capacities and dimensions
▶Page 452

Shipping

Towers are normally shipped in heavy-duty, recyclable stretch wrap to reduce the amount of corrugated board needed.

TS Series Single and Double Lockers

TS Series single and double lockers come in various sizes offering storage for personal items and other miscellaneous items.
▶ Specifying, page 230–232

Finished top, sides, and back allow storage cabinet to be positioned anywhere.



Doors open 98° for access to contents.

Lock face ring with plastic plug to accommodate lock cylinder is standard. Lock cylinders are specified seperately from the locker. Random, consecutive, and specific keying are available. Consecutive and specific keying options are available. Master-keyed locks are also available. Products with locks ship with a lock face ring and removable plastic plug to accommodate a lock cylinder installed on site.
▶ Lock and Keying Options, page 444

Leveling glides adjust to install furniture on uneven floors. Leveling glide range is 3/4".

Product Details

Handle pull

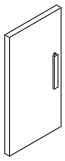

Ledge pull

Contemporary pull

Pull Choices
Handle, ledge, and contemporary pulls are available as an option on doors.

Electronic locks require two AAA batteries (included) and operate using a four to eight digit code. A code is included and locks may be programmed by the user as fixed or revolving.
Tip: When electronic lock option is selected, the pull option cannot be selected. Electronic locks replace the pulls on doors.

Actual Dimensions

	Single Lockers	Double Lockers
Depth	18" and 24"	18" and 24"
Width	12" and 18"	12" and 18"
Height	39 7/8", 51 3/8", and 65 7/8"	65 7/8"

Interior Dimensions

	Single Lockers	Double Lockers
Depth	17 5/32" and 23 5/32"	17 5/32" and 23 5/32"
Width	10 37/64" and 16 37/64"	11 37/64" and 16 37/64"
Height	35 7/8", 47 3/8", and 61 7/8"	30 17/64" and 30 53/64"

Tip: There is a space of 12" above the shelf in the single locker. With 52"H and 66"H single lockers, the coat rod or hooks are positioned below the upper shelf.

Surface Materials

Locker
- Paint

Handle pull
- 0835 Black
- 9211 Nickel

Contemporary pull
- 0835 Black
- 9201 Polished Chrome
- 9211 Nickel
- 9212 Silver

Ledge pull
- 4799 Platinum Metallic
- 7207 Black

Lock
- 9201 Polished Chrome

TS Series Quad and Cubby Lockers

TS Series quad and cubby lockers accommodate paper filing, miscellaneous storage, and wardrobe storage.
▶ Specifying, pages 233–235

Finished top, sides, and back allow storage cabinet to be positioned anywhere.

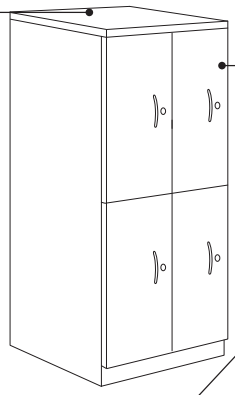

Doors open 98° for access to contents.

Lock face ring with plastic plug to accommodate lock cylinder is standard. Lock cylinders are specified seperately from the locker. Random, consecutive, and specific keying are available. Consecutive and specific keying options are available. Master-keyed locks are also available. Products with locks ship with a lock face ring and removable plastic plug to accommodate a lock cylinder installed on site.
▶ Lock and Keying Options, page 444



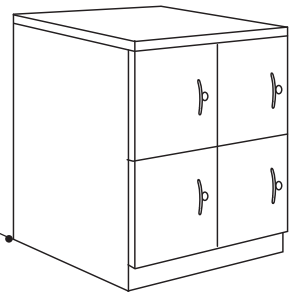

Leveling glides adjust to install furniture on uneven floors. Leveling glide range is 3/4".

Product Details

Handle pull

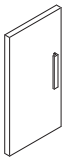

Ledge pull

Contemporary pull

Pull Choices
Handle, ledge, and contemporary pulls are available as an option on doors.

Electronic locks require two AAA batteries (included) and operate using a four to eight digit code. A code is included and locks may be programmed by the user as fixed or revolving.
Tip: When electronic lock option is selected, the pull option cannot be selected. Electronic locks replace the pulls on doors.

Actual Dimensions

	Quad Locker	Single Cubby Lockers	Double Cubby Lockers
Depth	18"	18"	18"
Width	24"	12"	24"
Height	65 7/8"	34 3/4", 50 1/4", and 65 7/8"	34 3/4", 50 1/4", and 65 7/8"

Interior Dimensions Per Cubby

	Quad Locker	Single Cubby Lockers	Double Cubby Lockers
Depth	17 5/32"	17 5/32"	17 5/32"
Width	10 37/64"	10 37/64"	10 37/64"
Height	30 17/64" and 30 53/64"	14 3/4"	14 3/4"

Surface Materials

Locker
- Paint

Handle pull
- 0835 Black
- 9211 Nickel

Contemporary pull
- 0835 Black
- 9201 Polished Chrome
- 9211 Nickel
- 9212 Silver

Ledge pull
- 4799 Platinum Metallic
- 7207 Black

Lock
- 9201 Polished Chrome

TS Series Multipurpose and Mini Lockers

TS Series multipurpose and mini lockers accommodate miscellaneous storage.
▶ Specifying, pages 236–237

Finished top, sides, and back allow storage cabinet to be positioned anywhere.

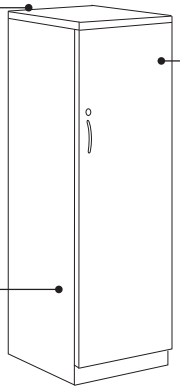

Doors open 98° for access to contents.

Lock face ring with plastic plug to accommodate lock cylinder is standard. Lock cylinders are specified seperately from the locker. Random, consecutive, and specific keying are available. Consecutive and specific keying options are available. Master-keyed locks are also available. Products with locks ship with a lock face ring and removable plastic plug to accommodate a lock cylinder installed on site.
▶ Lock and Keying Options, page 444

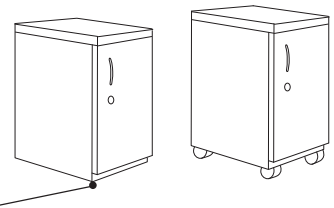

Leveling glides adjust to install furniture on uneven floors. Leveling glide range is 3/4".

Actual Dimensions

	Multipurpose Locker	Mini Locker
Depth	18"	18 1/4"
Width	18"	10"
Height	65 7/8"	21 3/4"

Tip: Mini locker comes standard with small caster. Mini locker is 20"H with glide option.

Interior Dimensions

	Multipurpose Locker	Mini Locker
Depth	17 5/32"	17 13/32"
Width	16 37/64"	8 2/3"
Height	61 7/8"	16 1/4"

Tip: There is a space of 12" above the shelf in the multipurpose locker.

Product Details

Handle pull

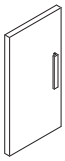

Ledge pull

Contemporary pull

Pull Choices
Handle, ledge, and contemporary pulls are available as an option on doors.

Electronic locks require two AAA batteries (included) and operate using a four to eight digit code. A code is included and locks may be programmed by the user as fixed or revolving.
Tip: When electronic lock option is selected, the pull option cannot be selected. Electronic locks replace the pulls on doors.

Surface Materials

Locker
- Paint

Handle pull
- 0835 Black
- 9211 Nickel

Contemporary pull
- 0835 Black
- 9201 Polished Chrome
- 9211 Nickel
- 9212 Silver

Ledge pull
- 4799 Platinum Metallic
- 7207 Black

Lock
- 9201 Polished Chrome

TS 200 Series Lateral Files

TS 200 Series lateral files are ideal for high-density paper storage. They accommodate basic paper filing needs at an economical price.
▶Specifying, page 238

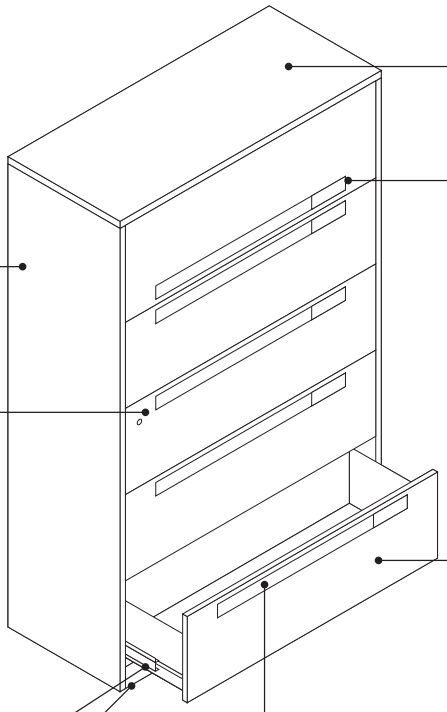

Top is standard 1"H steel. Other top options are available.

Label holders are included with each drawer. Label holder fits inside the integral pull or can be affixed to the front of the drawer or door. Perforated labels are included and can be created using the template available on www.steelcase.com/label.

Finished back is standard.

Lock is standard on lateral files and secures all drawers and lift-up door. On 52"H and 65½"H files, lock is located at top left corner of drawer that is third from the bottom. On 28"H and 40"H files, lock is located at top left corner of top drawer. Locks are standard factory-installed, keyed random.
▶Lock and Keying Options, page 444

Drawers open their full depth for total access to the contents and are standard 12"H. TS 200 Series drawers and lift-up doors have flush fronts.

Base is 3"H and is integral to the case.

Leveling glides adjust up to ⅞" to install lateral files on uneven floors.

Pulls on TS 200 Series drawers and receding doors are inset and full width to provide a neutral look. They are located at the top of a drawer and at the bottom of a receding door.

Product Details

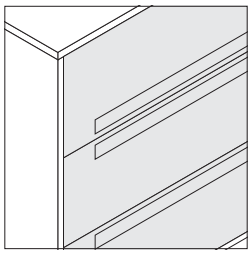

TS 200 Series lateral drawer and door fronts are flush with integral pulls.

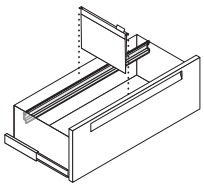

Drawer interiors include one hanging folder bar per drawer, which accommodates side-to-side filing of letter-, A4 international-, and legal-size hanging folders. Alternative interiors are available as options; your specification will apply to all the drawers within a single lateral file. Additional bars are available and must be specified separately.
▶Page 351

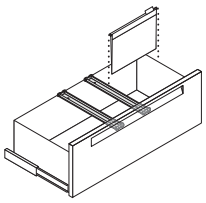

Rails accommodate front-to-back filing of letter-, A4 international-, and legal-size hanging folders. Rail packages accommodate two rows of letter-size files in 30"W and 36"W drawers and three rows of letter-size files in 42"W drawers.
▶See *Storage Capacities and Dimensions* page 452.
Additional rails are available and must be specified separately.

Actual Dimensions

Depth	18"
Width	30", 36", and 42"
Height	28", 40", 52", and 65½"

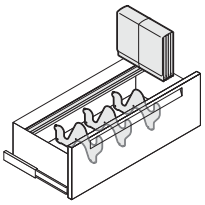

Dividers accommodate side-to-side filing of expandable folders and other objects. Divider packages include three dividers and one hanging folder bar per drawer. Additional dividers are available and must be specified separately.
▶Page 352

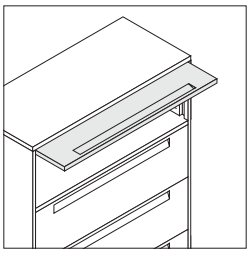

Lift-up door with fixed shelf is standard in the top position of 65½"H cases. Door is 13½"H to accommodate standard-height binders. Door recesses inside the case.

Lift-up door is available with an optional roll-out shelf in place of the standard fixed shelf.

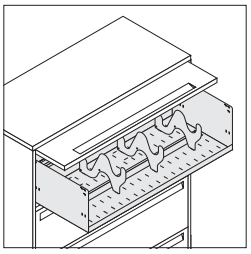

Roll-out shelf includes three dividers and one hanging file folder bar to function as a backstop.

Safety interlock system allows only one drawer or roll-out shelf to be opened at a time.



Locks are available factory- or field-installed. Factory-installed locks are standard and available keyed random only. Optional field-installed locks are available with consecutive, specific, and random keying options. Master-keyed locks are also available. Field-installed lock cylinders must be specified separately.
▶*Lock and Keying*, page 444

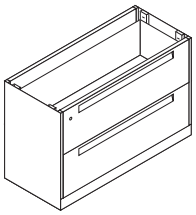

No-top lateral files are available for installations where cases will be installed under a worksurface or beneath a common top shared among several lateral files. Hardware is included to attach case to worksurface. No-top option reduces height of file by 1".

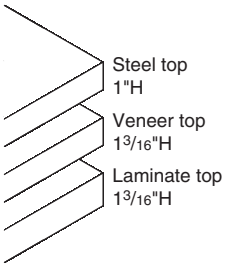

Laminate and wood veneer tops with square-edge profiles are available in place of standard 1"H steel tops. Laminate and wood veneer tops are 3/16" taller than steel tops and will add that dimension to the overall height of the lateral file.

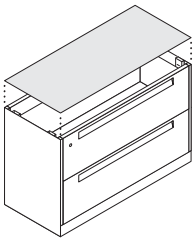

Security top is available as an option for installations where the file will be installed beneath a worksurface, but not physically attached. Thin steel top prevents unauthorized access to the contents of the cabinet. Security top is not structural and can be specified on 28"H files only. Security top reduces overall height of file to approximately 27"H.

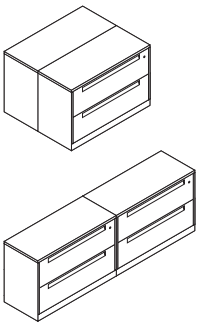

Ganging hardware is included to provide alignment by joining adjacent components side-by-side, back-to-back, or both.

Counterweight packages are required to ensure product stability and are ordered as an option or separately. Product specification pages indicate the correct counterweight package for each style number and any exceptions where counterweights are not required.

Connections

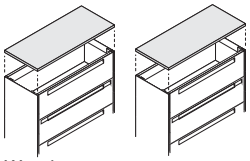

Wood veneer with square edge profile

Laminate with square edge profile

Field-installed tops are available in two choices—wood veneer with square edge profile or laminate with square edge profile. Tops can be used on an individual lateral file, or larger tops can be used to connect files to make a credenza.
▶Page 335

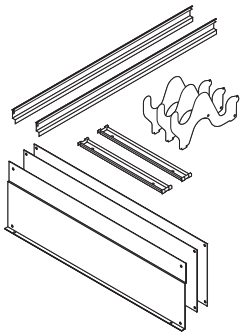

Field-installed accessories are available, including drawer accessories and counterweight packages.
▶Page 351

Floor anchor bracket (for TS Series Storage, TS 200 Series Storage, 900 Series Storage, 800 Series Storage and Universal Storage with 3" base) secures lateral files, towers, workstation verticals, cabinets, or bookcases to the floor for stability or to reduce the risk of hazards during earthquakes in seismic zones. Four bracket packages are required for each cabinet.
Note: ***Local seismic requirements vary.*** *Compliance with local code requirements is the responsibility of the customer or their authorized agent.*
For a California Office of Statewide Health Planning and Development (OSHPD) approved anchor bracket, contact Steelcase Specials.
Tip: Anchor bracket cannot be used with pedestals.
▶Page 357

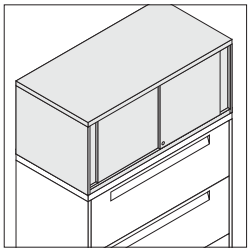

Overfile cabinets are separate components that are field installed on top of lateral files, combination cabinets, storage cabinets, and wardrobe cabinets to provide space for additional files, ring binders, or miscellaneous storage.
▶Page 406

Surface Materials

Lateral file, including steel top, drawer fronts, lift-up door, fixed shelf, and TS 200 Series pulls
- Paint

Wood veneer top
- Wood veneer—Open pore finishes
- Customiz stain (option)

Laminate top
- Laminate
- Open Line laminate (option)

Lock
- 9201 Polished Chrome
- 9250 Ember Chrome (option)

Drawer bodies, roll-out shelves, hanging folder bars, rails, and dividers
- Black

Application Topics

Storage Capacities and Dimensions
▶ Page 452

Counterweight Requirements for Storage Products
▶ Pages 7–14

Shipping

Lateral files are normally shipped in heavy-duty, recyclable stretch wrap to reduce the amount of corrugated board needed.

Counterweight packages ship separately from case and must be field-installed.

Understanding Universal Steel Storage Products

Statement of Line 46

Universal Pedestals 52
Universal Sliding Door Bins 56
Universal Over the Case and In The Case Bins 60
Dimensions for Custom Field-Installed Picture Frame Door Inserts 63
Universal Shelves and Universal Personal Shelves 64
Dividers 66
Horizontal Wall Attachment Brackets 67
Wall Hang Channels and Horizontal Braces 68
Slim Shelves 69
Bracket Application Rules for Bins and Shelves 70
Application Rules for Overhead Storage on Answer and Kick Panels 72
Universal One-High, 1.5-High, and Two Drawer Lateral Files 74
Universal One-High Open Laterals for Ology Application 78
Universal Towers and Workstation Verticals 80
Universal Lateral Files 84
Universal Combination Cabinets 88
Universal Storage Cabinets 92
Universal Wardrobe Cabinets 96
Universal Bookcases 100

Statement of Line

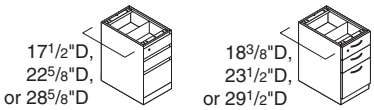

Understanding
▶ Page 52
Specifying
▶ Page 242

Universal Fixed Pedestals

	15"W
25 1/2"H	●
27"H	●

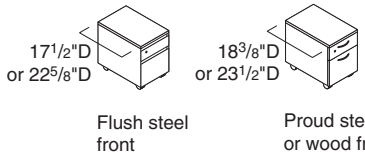

Understanding
▶ Page 52
Specifying
▶ Page 246

Universal Mobile Pedestals

	15"W
21"H	●
27"H	●

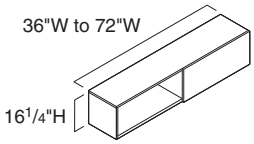

Understanding
▶ Page 56
Specifying
▶ Page 250

Universal Sliding Door Bins with Steel, Laminate, or Wood Fronts

For Use with Answer, Kick, Avenir, Montage, and V.I.A.

	36"W	42"W	48"W	60"W	66"W	72"W
15 3/4"D	●	●	●	●	●	●

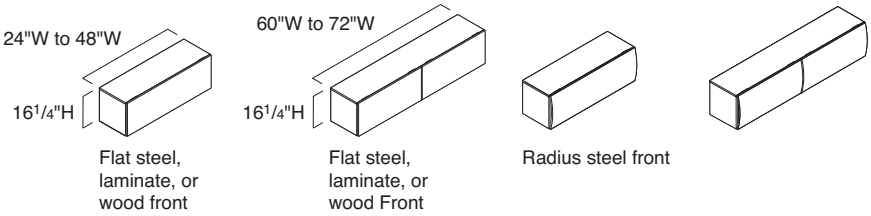

Understanding
▶ Page 60
Specifying
▶ Page 252 and 256

Universal Over the Case and In The Case Bins with Flat, Radius, Steel, Laminate, or Wood Flat Fronts

For Use with Answer, Kick, Avenir, Montage, and V.I.A.

	24"W	30"W	36"W	42"W	48"W	60"W	66"W	72"W
15 3/4"D	●	●	●	●	●	●	●	●

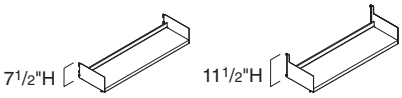

Universal shelf

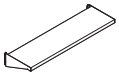

Universal personal shelf

Understanding
▶ Page 64
Specifying
▶ Page 262

Universal Shelves and Universal Personal Shelves

	24"W	30"W	36"W	42"W	48"W	60"W	72"W
Universal Shelves							
For use with Answer, Kick, Avenir, and Montage							
14 3/4"D	●	●	●	●	●	●	●
Universal Personal Shelves							
For use with Answer, Kick, and Avenir							
13 11/16"D	●	●	●	●	●		

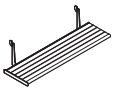

Understanding
▶ Page 69
Specifying
▶ Page 272

Slim Shelves

For Use with Answer, Kick, Avenir, and Montage

	24"W	30"W	36"W	42"W	48"W	60"W	72"W	96"W
6"D	●	●	●	●	●	●	●	●

Universal One-High

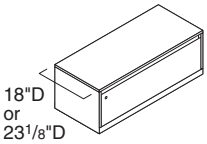

Flush steel front

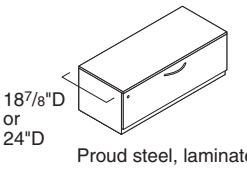

Proud steel, laminate, or wood front

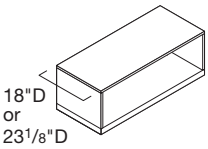

Flush steel open front

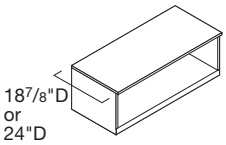

Proud steel open front

Universal 1.5-High

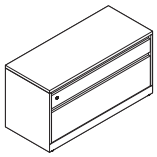

Flush steel front

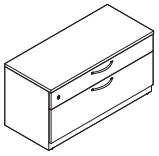

Proud steel, laminate, or wood front

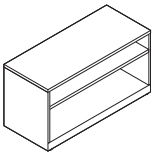

Flush steel open front

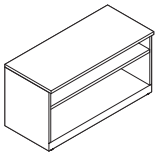

Proud steel open front

Two Drawer

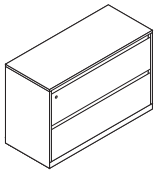

Flush steel front

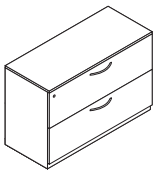

Proud steel, laminate, or wood front

Understanding
▶ Page 74
Specifying
▶ Page 274

Universal One-High, 1.5-High, and Two Drawer Lateral Files

		30"W	36"W	42"W
One-High	16"H	●	●	●
1.5-High	22"H	●	●	●
Two Drawer	28"H	●	●	●

Tip: 42"W lateral files are available 18"D and 18 7/8"D only.

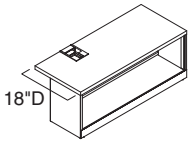

Flush steel open front

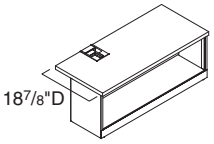

Proud steel open front

Understanding
▶ Page 78
Specifying
▶ Page 284

Universal One-High Open Laterals

For Ology Application

	30"W	36"W	42"W
16"H	●	●	●

Drawings show Ology right application.
Units are also available with Ology left application.

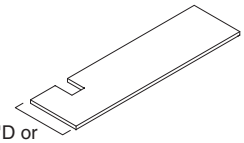

18"D or
18 7/8"D

Understanding
▶ Page 78
Specifying
▶ Page 286

Common Tops

For Ology Application

60"W	66"W	72"W	78"W	84"W	90"W	96"W	108"W
●	●	●	●	●	●	●	●

Drawings show Ology right application.
Units are also available with Ology left application.

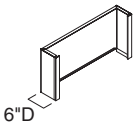

6"D

Understanding
▶ Page 78
Specifying
▶ Page 288

6"D

Understanding
▶ Page 78
Specifying
▶ Page 289

Shrouds

For Ology Application

	30"W	36"W	42"W
16"H	●	●	●

Filler

For Ology Application

16"H	●

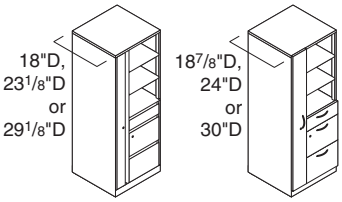

18"D,
23 1/8"D
or
29 1/8"D

Flush steel
front

18 7/8"D,
24"D
or
30"D

Proud steel, laminate,
or wood front

Understanding
▶ Page 80
Specifying
▶ Page 290

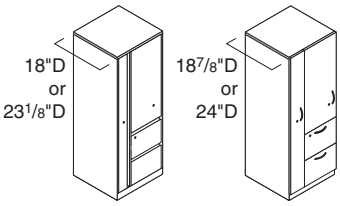

18"D
or
23 1/8"D

Flush steel
front

18 7/8"D
or
24"D

Proud steel, laminate,
or wood front

Understanding
▶ Page 80
Specifying
▶ Page 294

Universal Open Side Towers

	24"W
47 1/2"H	●
52"H	●
65 1/2"H	●

Drawings show door hinged left.
Units are also available with door hinged right.

Universal Dual Door Towers

	24"W
47 1/2"H	●
52"H	●
65 1/2"H	●

Drawings show door hinged left.
Units are also available with door hinged right.

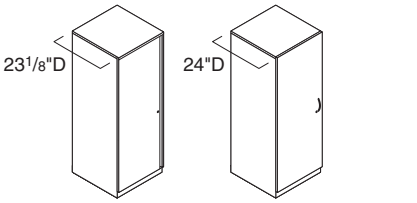

Flush steel front

Proud steel, laminate, or wood front

Understanding
▶ Page 80
Specifying
▶ Page 300

Universal Full Front Towers

	24"W
52"H	●
65½"H	●

Drawings show door hinged left.
Units are also available with door hinged right.

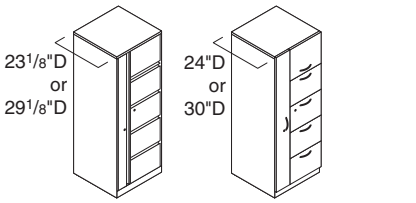

Flush steel front

Proud steel, laminate, or wood front

Understanding
▶ Page 80
Specifying
▶ Page 304

Universal Vertical Drawer Towers

	24"W
52"H	●
65½"H	●

Drawings show door hinged left.
Units are also available with door hinged right.

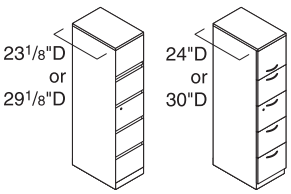

Flush steel front

Proud steel, laminate, or wood front

Understanding
▶ Page 80
Specifying
▶ Page 308

Universal Workstation Verticals

	15"W
52"H	●
65½"H	●

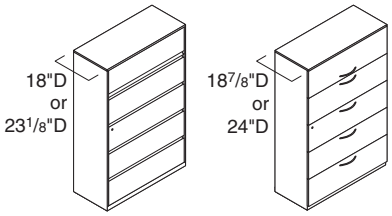

Flush steel front

Proud steel, laminate, or wood front

Understanding
▶ Page 84
Specifying
▶ Page 312

Universal Lateral Files

	30"W	36"W	42"W
40"H	●	●	●
52"H	●	●	●
65½"H	●	●	●

Tip: 42"W lateral files are available 18"D and 18⅞"D only.

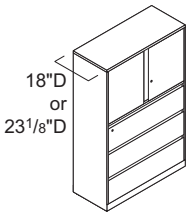

Flush steel front

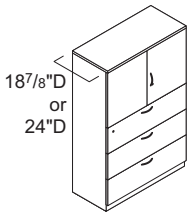

Proud steel, laminate, or wood front

Understanding
▶ Page 88
Specifying
▶ Page 316

Universal Combination Cabinets

	30"W	36"W	42"W
52"H	●	●	●
65½"H	●	●	●
83½"H	●	●	●

Tip: 42"W combination cabinets are available 18"D and 18⅞"D only.

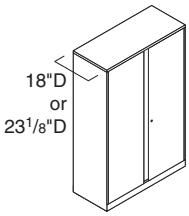

Flush steel front

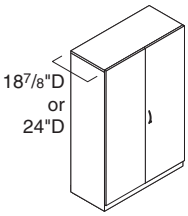

Proud steel, laminate, or wood front

Understanding
▶ Page 92
Specifying
▶ Page 322

Universal Storage Cabinets

	30"W	36"W	42"W
28"H	●	●	●
40"H	●	●	●
52"H	●	●	●
65½"H	●	●	●
83½"H	●	●	●

Tip: 42"W storage cabinets are available 18"D and 18⅞"D only.

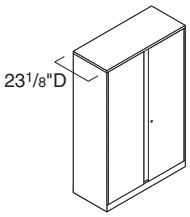

Flush steel front

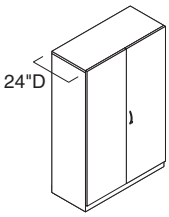

Proud steel, laminate, or wood front

Understanding
▶ Page 96
Specifying
▶ Page 326

Universal Wardrobe Cabinets

	30"W	36"W
52"H	●	●
65½"H	●	●
83½"H	●	●

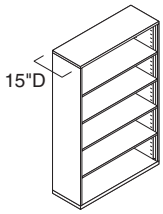

Understanding
▶ Page 100
Specifying
▶ Page 330

Universal Bookcases

	24"W	30"W	36"W	42"W
28"H	●	●	●	●
40"H	●	●	●	●
53½"H	●	●	●	●
65½"H	●	●	●	●
83½"H	●	●	●	●

Universal Pedestals

27"H fixed pedestals are floor-standing and can support worksurfaces at 28½"H.
▶Specifying, page 242
▶Specifying *Storage Accessories,* page 350

Top is open and accommodates attachment to a worksurface. Attachment hardware is included.

Lock is standard on pedestals and secures all drawers. Lock is located in the top drawer. Locks are standard factory-installed, keyed random.
▶*Lock and Keying*, page 444

Leveling glides adjust to install pedestals on uneven floors. 25½"H pedestals have a ⅞" adjustable glide range, and 27"H pedestals have a 1⅞" adjustable glide range.

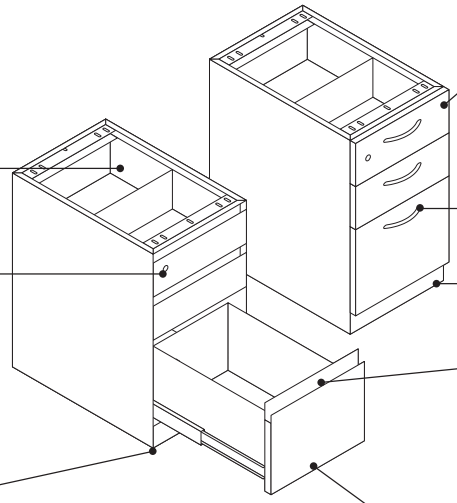

Drawer fronts are available in steel, laminate, or wood veneer. Mobile pedestals maintain drawer pull and drawer front alignment with other storage components that have a 3" base.

Pull on proud-front pedestal is available in a variety of shapes.

3"H base is integral to 27"H pedestal case.

Pull on flush-front pedestal is full width and integral. This pull is available on steel drawer fronts only. Full-width wood pull is available as an option. Wood pull, if selected, ships separately from pedestal and is field installed, attaching to the integral pull with double-sided tape.

Drawers open their full depth for total access to the contents. Box and file drawers are available.

Mobile pedestals fit under a worksurface and can be moved wherever storage is needed. They provide an auxiliary worksurface when you need more space to spread out your work.
▶Specifying, page 246
▶Specifying *Storage Accessories,* page 350

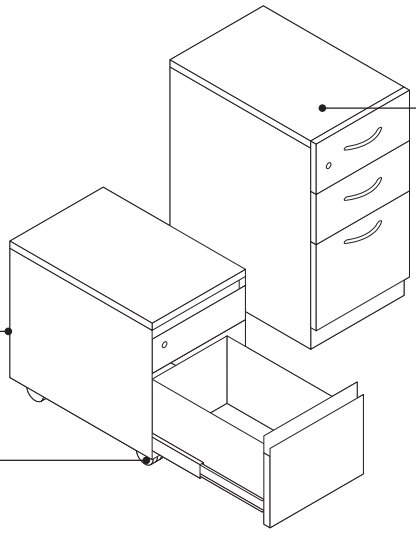

Top on mobile pedestal is ⅛"H steel. Additional top options are available.

Finished back and sides are standard.

Four casters are hard composition and non-locking, with a full-rotation swivel mechanism. Casters are exposed at the base of box/file pedestals and concealed with the base of box/box/file and file/file pedestals.

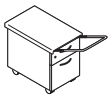

Mobile pedestal cushion top provides a temporary seat ideal for informal gatherings. Optional handle can be extended to easily transport mobile pedestal. Available factory- or field-installed.
▶Specifying, page 281

Product Details

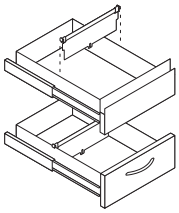

Box drawers are a welded steel construction and available with proud or flush fronts. One divider is included with each box drawer.

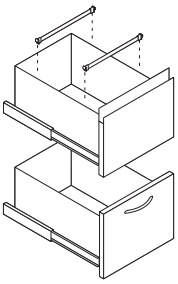

File drawers are a welded steel construction and available with proud or flush fronts. Drawer body sides are full height and accommodate front-to-back filing of hanging letter-size file folders.

Optional rails accommodate side-to-side filing of letter-, A4-, and legal-size hanging folders.
Exception: Legal-size file folders cannot be filed in 17⅛"D or 18⅜"D pedestals.

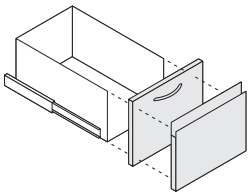

Drawer fronts can be removed and changed in the field to create a different aesthetic or to replace damaged drawer fronts.

Actual Dimensions

	Fixed	Box/File	Box/Box/File and File/File
Depth with flush steel front	17½", 22⅝", and 28⅝"	17½" and 22⅝"	17½" and 22⅝"
Depth with proud steel, laminate, or wood front	18⅜", 23½", and 29½"	18⅜" and 23½"	18⅜" and 23½"
Width	15"	15"	15"
Height	25½" and 27"	N.A.	N.A.
Overall height with ⅛"H top	N.A.	21"	27"

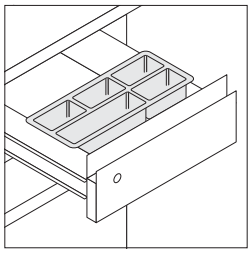

Pencil tray to hold small office supplies is included with each box/box/file pedestal.

Optional basic drawer interior allows box/box/file pedestals to be ordered without rails, box drawer dividers, or pencil trays.

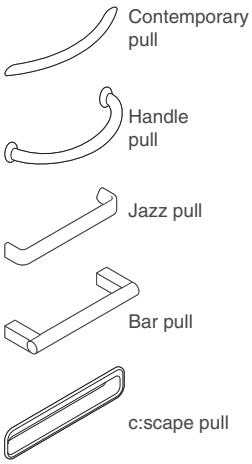

Proud-front pulls are available in the following styles—contemporary, handle, jazz, and bar. Each pull is 128 mm and available on steel, laminate, or wood veneer drawers. c:scape pulls (200 mm) are available on steel drawers only.

Label holders are available through Service Parts. Label holder fits inside the integral pull of flush-front drawers and over the top edge of drawer front on proud-front drawers.

Safety interlock system allows only one drawer to be opened at a time for added stability.



Locks are available factory- or field-installed. Factory-installed locks are standard and available keyed random only. Optional field-installed locks are available with consecutive, specific, and random keying options. Master-keyed locks are also available. Field-installed lock cylinders must be specified separately.
▶*Lock and Keying*, page 444

Individual drawer locks are available on file/file pedestals for applications where you want to limit access to each drawer. Pedestals include a security shield above each drawer to prevent unauthorized access. Individual locking drawers are only available with field-installed lock cylinders. Consecutive, specific, and random keying options are available. Master-keyed locks are also available. Field-installed lock cylinders must be specified separately.
▶*Lock and Keying*, page 444

Non-locking pedestal is available as an option.

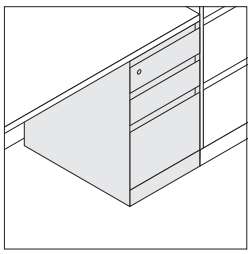

27"H fixed pedestals have base alignment with other Universal Storage components that have a 3"H base.

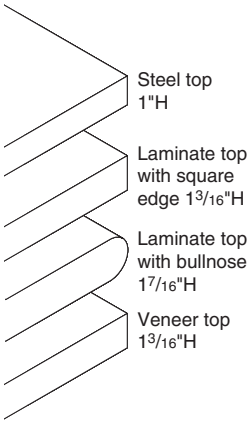

Steel, laminate, and wood veneer tops are available in place of standard 1/8"H steel tops. 1"H steel tops, 1 3/16"H laminate with square edge profile, 1 7/16"H laminate with bullnose edge profile on the front edge, and 1 3/16"H wood veneer with square edge profile.

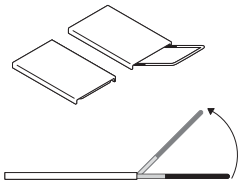

Handle of mobile pedestal cushion top is retractable. In the stowed position, handle is flush with mobile pedestal front. In the travel position, handle is completely extended and articulates upward for longer distance transport. Cushion top is also available without a handle.

Mobile pedestal cushion top for field-installation can be used with mobile pedestals RPM2421CP, RPM2421CF, and RPM2421CW only.

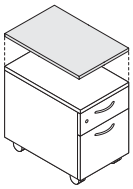

Basic cushion is ordered separately for use on Universal mobile pedestals with metal, laminate, or veneer top. Basic cushion is field-installed and attaches to the existing top with hook and loop fastener.

Basic cushion for field installation can be used with mobile pedestals RPM1821CF, RPM1821CP, RPM1821CW, RPM2421CF, RPM2421CP, and RPM2421CW only.

Counterweight packages are required to ensure product stability and are ordered as an option or separately. Product specification pages indicate the correct counterweight package for each style number and any exceptions where counterweights are not required.

Connections

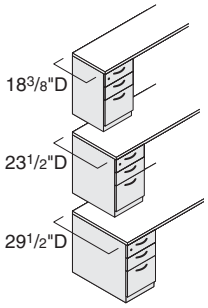

Fixed pedestals are intended to attach under a worksurface for security and support. Three pedestal depths are available to correspond with Universal worksurface depths. Proud-front pedestals exactly match the depth of Universal worksurface. Flush-front pedestals are 7/8" shorter.

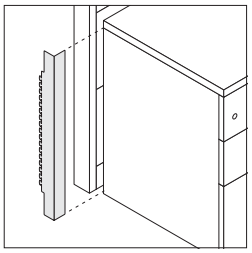

Filler conceals the gap that may exist between the face of a panel and the back of a 27"H pedestal. Fillers are also used to provide stability for pedestal and worksurface configurations that are not panel-wrapped.
Tip: Fillers for proud front pedestals conceal a 1/2" gap. Fillers for flush front pedestals conceal a 1 3/8" gap.

Freestanding applications that don't require attachment to a worksurface should be used with a conversion kit that includes a steel top, counterweight package, and components to convert the locking system to a safety interlock system.
▶Page 245

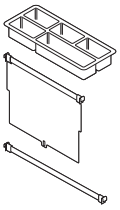

Field-installed accessories are available, including pencil trays, stationery trays, dividers, and rails.
▶Page 350

Wiring & Cabling

Fixed pedestals do not accommodate cable-routing. Plan accordingly when installing pedestals underneath worksurfaces with grommets or other cable-routing accessories.

Surface Materials

Pedestal, steel drawer fronts, and integral pulls
- Paint

Contemporary, handle, jazz, and bar pulls
- 0835 Black
- 9201 Polished Chrome
- 9211 Nickel
- 9212 Silver

c:scape pull
- 4140 Arctic White Gloss
- 4144 Black Gloss
- 4799 Platinum Metallic

Wood veneer top and drawer fronts
- Wood veneer—Open pore finishes
- Customiz stain (option)

Lock
- 9201 Polished Chrome
- 9250 Ember Chrome (option)

Drawer bodies, drawer suspensions, rails, dividers, and glides
- Black

Laminate top and drawer fronts
- Laminate
- Open Line laminate (option)

Square edge profile on laminate top
- Plastic

Tip: Bullnose edge tops have a self-edge

Bullnose edge profile on laminate top
- Plastic edge default

Cushion top
- Fabric
- Leather

Basic cushion
- Fabric

Tip: For both cushion top and basic cushion: fabric patterns with a linear design will always be applied from the front to back of the unit or the depth of the unit. Pattern matching will not be done on COM.

Application Topics

Storage Capacities and Dimensions
▶ Page 452

Counterweight Requirements for Storage Products
▶ Pages 7–14

Shipping

Fixed pedestals are normally shipped in heavy-duty, recyclable stretch wrap to reduce the amount of corrugated board needed.

Mobile pedestals are shipped in corrugated board to minimize damage during transport.

Universal Sliding Door Bins with Steel, Laminate, or Wood Fronts

For Use with Answer, Kick, Avenir, Montage, and V.I.A.

Universal sliding door bins, attach to panels with an on-module bracket and provide overhead storage in the work space. Door is available in steel or wood.
Tip: Using Universal laminate enhanced storage with Universal steel storage is not recommended.
▶ Specifying, page 250

Safety catch locks overhead storage unit to frame to prevent accidental removal.

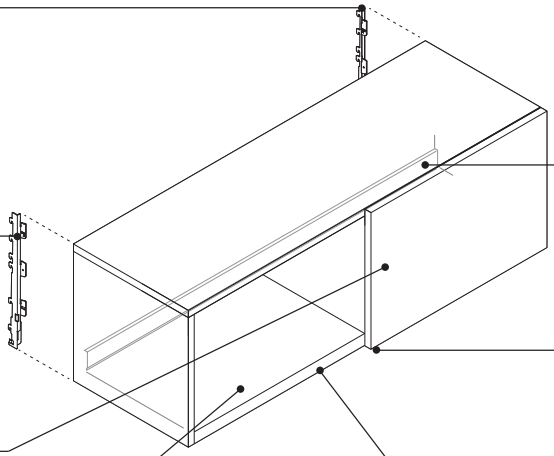

Metal backstop prevents notebooks and equipment from damaging panel surface.

On-module attachment brackets are used to mount bins on panels of the same width as bins and are included with the bin as a standard component.

Lock is standard on bins to secure the door. The door can be locked in the closed position on either the right- or left-hand side of the bin. Lock is located underneath the center of the shelf. Lock is standard factory-installed, keyed random. A no-lock option is available.
▶ *Lock and Keying*, page 444

Steel, laminate, and wood front doors glide smoothly from one side of the case to the other.

Bin ships assembled.

Recess beneath unit can accommodate a shelf light.
▶ Page 412

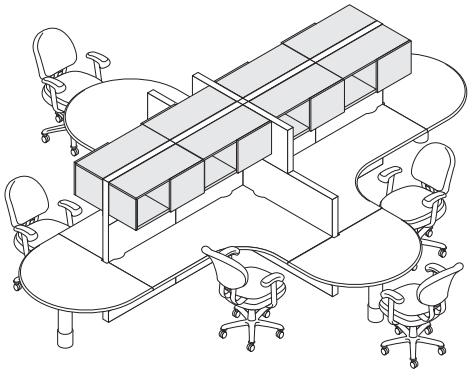

Actual Dimensions

Depth	15 3/4"
Width	36", 42", 48", 60", 66", and 72"
Height	16 1/4"

Product Details

On-module attachment brackets are independent of the storage bin and unique to the panel system they are used on. The following style number suffixes indicate the panels they attach to:
TAK = Answer and Kick
AVR = Avenir
MON = Montage
VIA = V.I.A.
If the storage bin needs to be attached to a different panel in the future, additional on-module attachment brackets can be purchased through Service Parts.

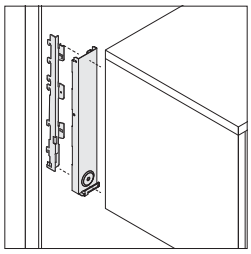

Vertical off-module brackets, optional, can be used to mount one or two sides of an overhead bin off-module on Answer, Kick, Avenir, Montage, and V.I.A. with vertical slot patterned panels. To mount an overhead bin with one side off-module, specify with one vertical off-module bracket. To mount an overhead bin with two sides off-module, specify with two vertical off-module brackets. Both of these brackets attach to the on-module bracket that comes standard with the overhead bin.

Vertical off-module brackets are used with bins up to 12" wider than the panel, allowing them to overhang the panel seam.

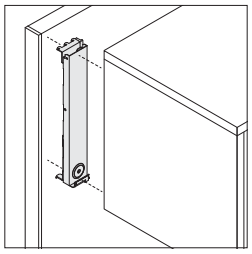

Horizontal off-module brackets, optional, accommodate off-module installations of overhead bins on all widths of Montage enhanced off-module panels.
Tip: Maximum width for a horizontal off-module bin that is mounted on an enhanced off-module Montage panel is 48"W.
Tip: Horizontal off-module brackets push bin out from panel 5/8" on enhanced off-module Montage panel.
Tip: Only two pairs of off-module brackets and associated storage can be mounted per frame.

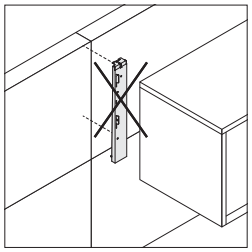

Horizontal off-module brackets cannot span a vertical frame rail or joint on enhanced off-module Montage panel only.

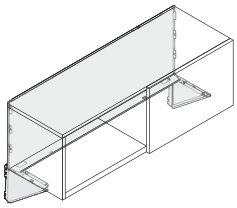

Upmount brackets, optional, are for use on Answer, Kick, Avenir, and Montage. Brackets enable overhead storage to be used on lower panel heights. Bins using an upmount bracket must be installed on a panel of the same width. For Montage, upmount brackets attach near the top of a 55"H frame.

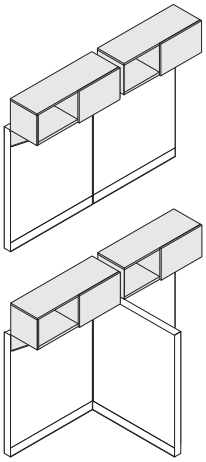

Two upmount bin brackets can be hung side-by-side in an in-line, T- or X- application.

On Montage, Universal in the case bins can be upmounted over or adjacent to a slatwall.

On Answer, bins can be upmounted on slatwall skin as long as there is not another bin or another slatwall skin on the adjacent inline panel.

Omit brackets option must be specified when bin is being used in hutch kit or when attaching bin to a horizontal wall attachment bracket. Order hutch kit separately.

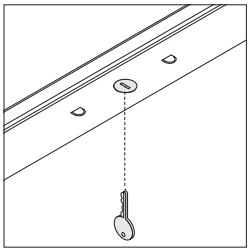

Lock in bin is concealed from view beneath the shelf. Locks are available factory or field-installed. Factory-installed locks are standard and available keyed random only. Optional field-installed locks are available with consecutive, specific, and random keying options. Master-keyed locks are also available. Field-installed lock cylinders must be specified separately.
▶ *Lock and Keying*, page 444

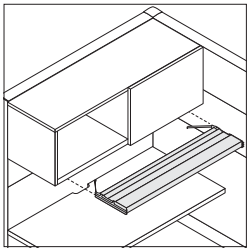

Shelf lights are available for use beneath bins. Lights recess into the bottom of the overhead storage unit.
▶ Page 412

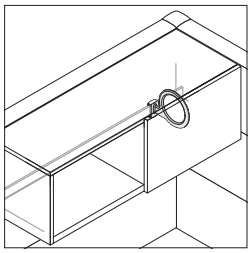

Dividers are available as an option for use on bins. Dividers ship in a package of four.

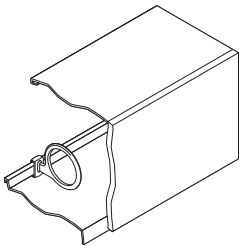

Back of storage bin is open to allow panel surface to show. Metal backstop prevents contents of bin from damaging panel surface.

Overhead storage bin height accepts standard and A4 binders.

Connections

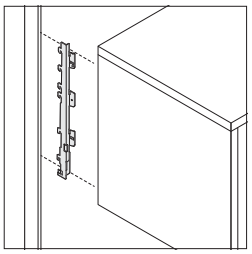

Steel support hooks on end supports insert into the slotted channel of a panel or wall channel and lock into place with a safety catch.

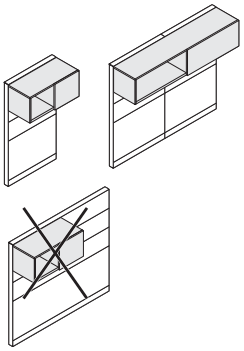

Width of overhead bin must match the width of the panel or panels that it is attached to when using an on-module bracket. Bin may span up to two frames.

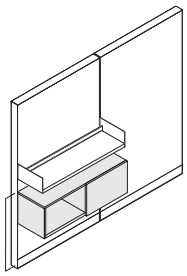

Universal sliding door bin may be mounted at 38"H or lower if another panel-mounted component prevents it from being seated upon.

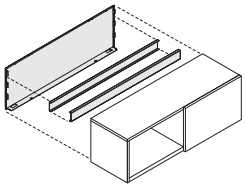

Horizontal wall attachment brackets are available to attach storage bins to wall of building. Specify as separate style number.
Tip: Select the omit brackets option when ordering the bin.
▶Page 265

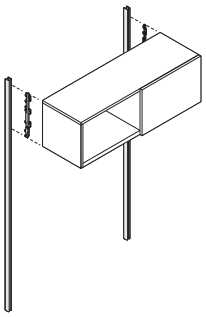

Wall channels are available to attach bins to concrete or block walls. Wall channels can be used to attach bins and tackboards to wood, dry wall, or plaster walls if the wall is reinforced.
▶Page 269

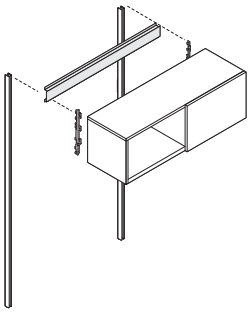

Wall channel horizontal brace is required with wall channels to support bins that are wider than 48".
▶Page 68

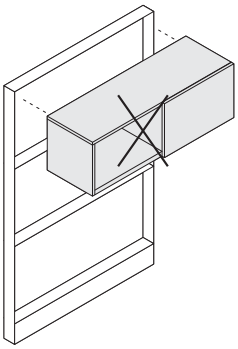

Overhead storage components cannot be attached to Montage frames with glass tiles.

Overhead storage components cannot be attached on a 55" high Montage frame.

Wiring & Cabling

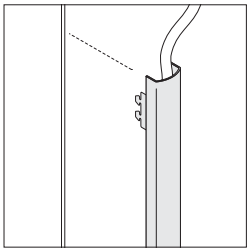

Vertical wire managers are available to conceal cords that are routed from light mounted beneath overhead storage.
▶Page 423

Surface Materials

Overhead bin
- Paint
- Wood door (optional)

Locks
- 9201 Polished Chrome
- 9250 Ember Chrome (optional)

On-module and vertical off-module attachment brackets
- Black paint only

Horizontal off-module attachment brackets for Montage
- Paint to match bin

Upmount brackets
- Paint

Dividers
- White plastic

Application Topics

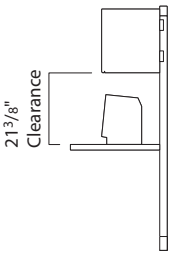

Clearance between Universal Systems Worksurfaces or Universal tables and bottom of overhead bins is 21⅜" when storage unit is installed in the highest position on a 66"H panel and glides are adjusted all the way into the panel.

Storage Capacities and Dimensions
▶Page 452

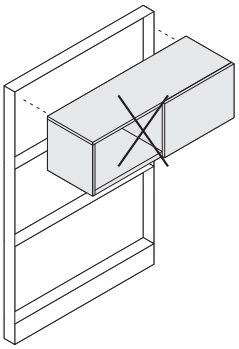

Hanging components cannot be hung in front of a double-pane window.

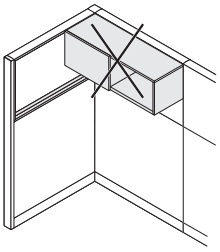

Hanging components cannot be used next to a double-pane window at a 90° corner.

Bracket Application Rules
▶Page 70

Stability Guidelines
▶See appropriate panel specification guide.

Guidelines for Stackable Components

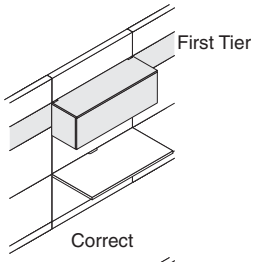

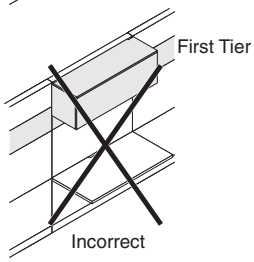

TS Series bins, Universal bins, and shelves can hang from the first stacked tier only.

Universal Over The Case and In The Case Bins

For Use with Answer, Kick, Avenir, Montage, and V.I.A.

Universal over the case bins can be attached to panels with an on-module bracket and provide overhead storage in the work space.
Tip: Using Universal laminate enhanced storage with Universal steel storage is not recommended.
▶ Specifying, page 252

Safety catch locks overhead storage unit to frame to prevent accidental removal.

On-module attachment brackets are used to mount bins on panels of the same width as bins and are included with the bin as a standard component.

Backstop prevents notebooks and equipment from damaging the surface of the panels or walls.

Bin is steel and ships assembled.

Universal in the case bins, attach to panels with an on-module bracket and provide overhead storage in the work space. Door is available in steel or wood.
▶ Specifying, page 256

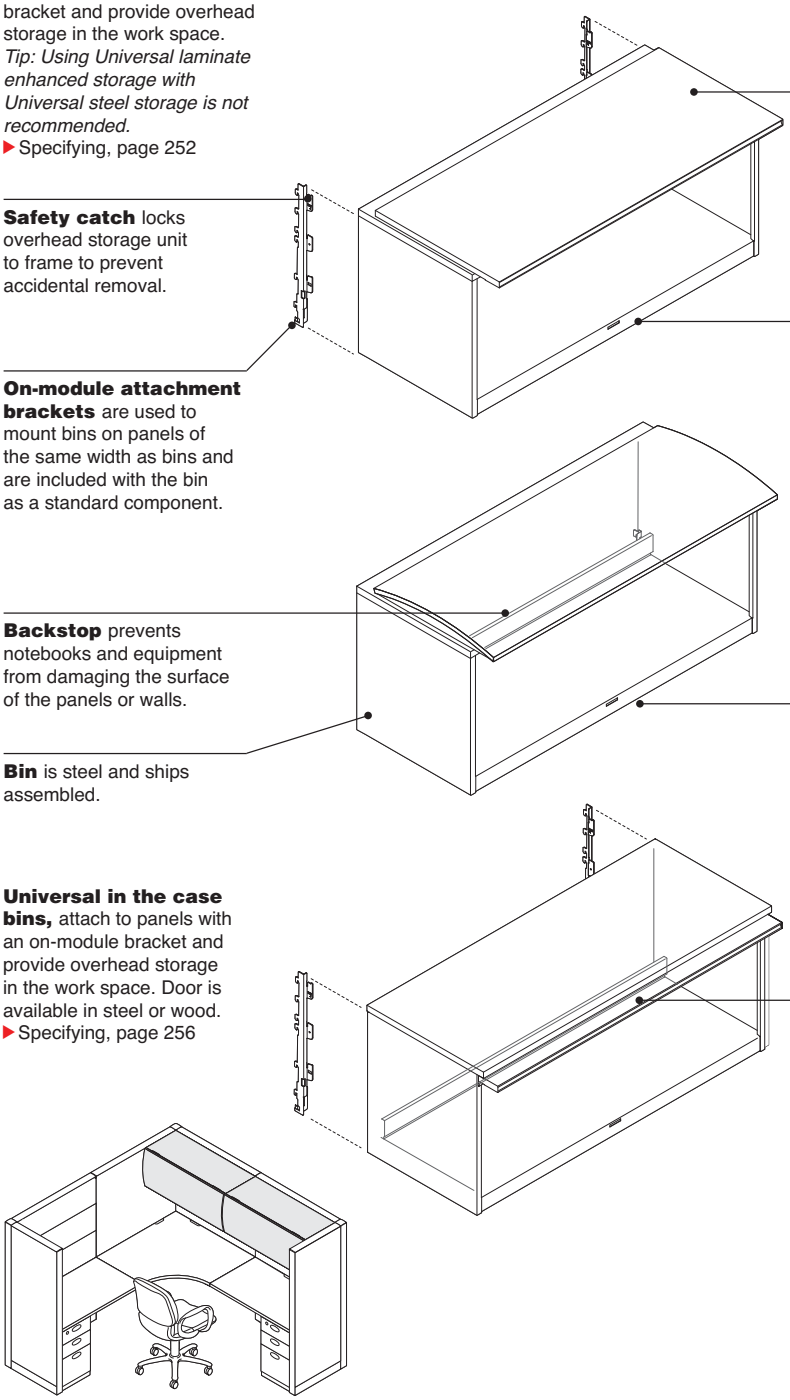

Flat-front and radius-front lift-up doors open and close quietly. When up, the doors rest on top of the case to provide more storage space inside.

Locks are standard on bins to secure the door(s). Lock is located underneath the center of the shelf. Locks are standard factory-installed, keyed random. Two-door units are keyed alike. A no-lock option is available.
▶ *Lock and Keying*, page 444

Recess beneath unit can accommodate a shelf light.
▶ Page 412

Flat-front lift-up doors (steel or wood) recess into the overhead storage bin.

Product Details

On-module attachment brackets are independent of the storage bins and unique to the panel system they are used on. The following style number suffixes indicate the panels they attach to:
TAK = Answer and Kick
AVR = Avenir
MON = Montage
VIA = V.I.A.
If the storage bin needs to be attached to a different panel in the future, additional on-module attachment brackets can be purchased through Service Parts.

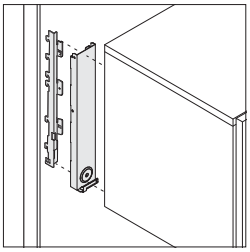

Vertical off-module brackets, optional, can be used to mount one or two sides of an overhead bin off-module on Answer, Kick, Avenir, Montage, and V.I.A. with vertical slot patterned pan-els. To mount an overhead bin with one side off-module, specify with one vertical off-module bracket. To mount an overhead bin with two sides off-module, specify with two vertical off-module brackets. Both of these brackets attach to the on-module bracket that comes standard with the overhead bin.

Vertical off-module brackets are used with bins up to 12" wider than the panel, allowing them to overhang the panel seam.

Actual Dimensions

Depth	15¾"
Width	24", 30", 36", 42", 48", 60", 66", and 72"
Height	16¼"

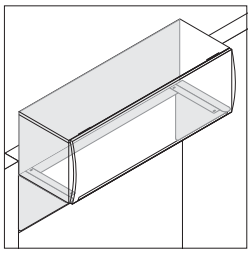

Upmount brackets are optional for use on Answer, Kick, Avenir, and Montage. Brackets attach the bin near the top of 54"H panel to enable overhead storage to be used on lower panel heights. Bins using an upmount bracket must be installed on a panel of the same width.

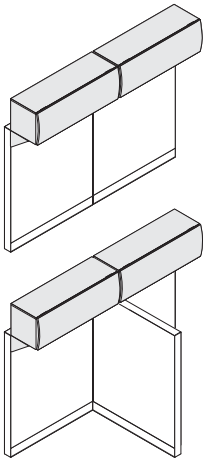

Two upmount bin brackets can be hung side by side in an in-line, T-, or X-application. Bin can be upmounted on slatwall skin as long as there is not another bin or another slatwall skin on the adjacent in-line panel.

Omit brackets option must be specified when bin is being used in hutch kit, or when attaching bin to a horizontal wall attachment bracket. Order hutch kit separately.

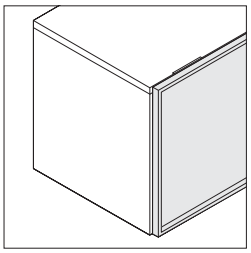

Picture frame door, optional, is available on Universal over the case and in the case bins with flat steel fronts only, and is an aluminum door frame with acrylic or glass inserts. An omit insert option is also available which allows custom material to be field installed in the aluminum door frame.

The acrylic door insert is a white acrylic. A door assist mechanism is not available as an option on a bin with an acrylic door insert due to the light weight door.

The glass door insert is tempered translucent glass. If a glass door insert option is specified and a door assist mechanism is also required, an assist mechanism must be specified as a separate option to the storage bin. Due to the weight of the glass door insert, it is recommended to specify the optional door assist mechanism.

The omit insert custom material must be ordered from a material vendor. If an omit insert option is specified and a door assist mechanism is also required, an assist mechanism must be specified as a separate option to the storage bin. The weight of a custom insert on a Universal over the case bin can not exceed 10½ pounds. An insert for a Universal over the case storage bin door with an assist mechanism must weigh within the range of 7¼ pounds to 10½ pounds or the assist mechanism will not function correctly. Custom materials being installed in a door insert must comply with local building codes. Consult with local authorities to determine compliance requirements. The use of safety glass is required if installing custom glass in a door insert. To install customer provided material in a picture frame door with the insert omitted, make sure the material is cut precisely to the sizes listed on the dimensions matrix.
▶ See *Dimensions for Custom Field-Installed Picture Frame Door Inserts*, page 63

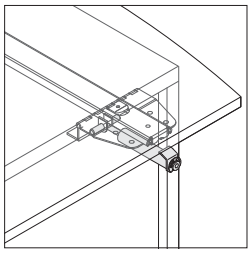

Door assist mechanism, optional, consist of a gas cylinder and spring that provides an assisted open and close of the door. When opening the door, the spring pulls the door to the fully recessed position. When closing the door, the assist mechanism will slowly close the door. Universal bins ship with two assist mechanisms per door when specified.

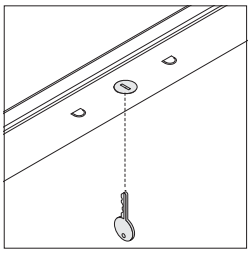

Lock in bin is concealed from view beneath the shelf. Locks are available factory or field-installed. Factory installed locks are standard and available keyed random only. Two-door units are keyed alike. Optional field installed locks are available with consecutive, specific, and random keying options. Master-keyed locks are also available. Field-installed lock cylinders must be specified separately.
▶ *Lock and Keying*, page 444

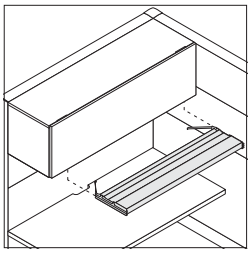

Shelf lights are available for use beneath bins. Lights recess into the bottom of overhead bins.
▶ Page 412

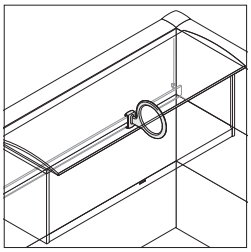

Divider is available as an option on overhead bins. Dividers ship in a package of four.
▶ Page 265

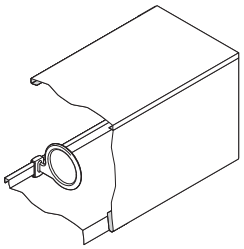

Back of storage bin is open to allow panel surface to show. Metal backstop prevents contents of bin from damaging panel surface.

Overhead storage bin height accepts standard and A4 binders.

When mounting on Answer or Kick panels, top of bin cannot be loaded.

Connections

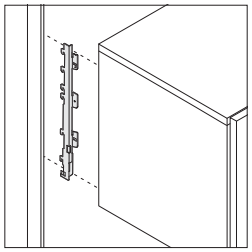

Steel support hooks on end supports insert into the slotted channel of a panel or wall channel and lock into place with a safety catch.

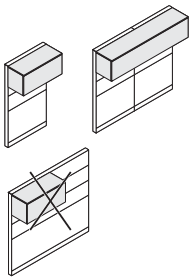

Width of overhead bin must match the width of the panel or panels that it is attached to when using an on-module bracket. Bin may span up to two frames.

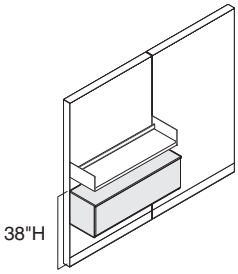

Universal over the case bin may be mounted at 38"H or lower if another panel-mounted component prevents it from being seated upon.

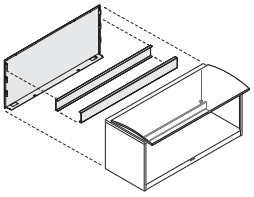

Horizontal wall attachment brackets are available to attach storage bins to wall of building. Specify as a separate style number. *Tip: Select the omit brackets option when ordering the bin.*
▶ Page 265

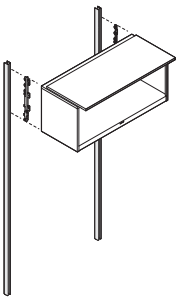

Wall channels are available to attach bins to concrete or block walls. Wall channels can be used to attach bins and tackboards to wood, dry wall, or plaster walls if the wall is reinforced.
▶ Page 269

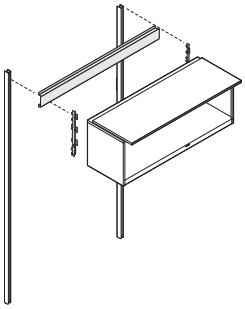

Wall channel horizontal brace is required with wall channels to support bins that are wider than 48".
▶ Page 269

Wiring & Cabling

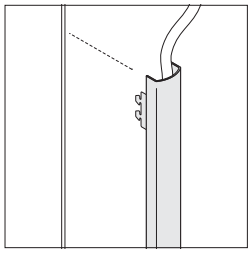

Vertical wire managers are available to conceal cords that are routed from light mounted beneath overhead storage.
▶ Page 423

Surface Materials

Overhead bin
- Paint

Lock
- 9201 Polished Chrome
- 9250 Ember Chrome (optional)

On-module and vertical off-module attachment brackets
- Black paint only

Horizontal off-module attachment brackets for Montage
- Paint to match bin

Upmount brackets
- Paint

Dividers
- White plastic

Application Topics

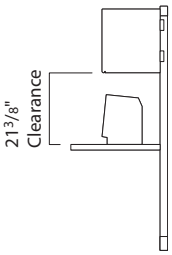

Clearance between worksurfaces and bottom of overhead bins is 21⅜" when storage unit is installed in the highest position on a 66"H panel and glides are adjusted all the way into the panel.

Storage Capacities and Dimensions
▶ Page 452.

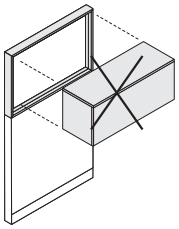

Hanging components cannot be hung in front of a double-pane window.

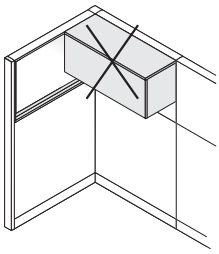

Hanging components cannot be used next to a double-pane window at a 90° corner.

Bracket Application Rules
▶ Page 70

Stability Guidelines
▶ See appropriate panel specification guide.

Guidelines for Stackable Components

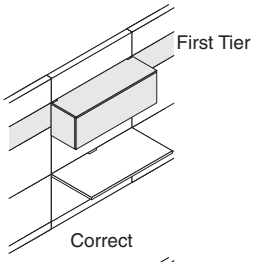

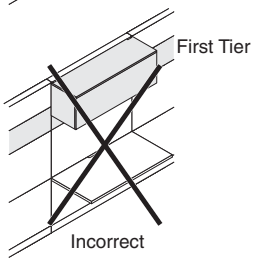

TS Series bins, Universal bins, and shelves can hang from the first stacked tier only.

Dimensions For Custom Field-Installed Picture Frame Door Inserts

For Universal Over the Case Bins

Bin Width	Door Width	Custom Picture Frame Door Inserts Height +/–0.02"	Width +/–0.02"	Thickness +/–0.02"
24"	24"	15.933"	23.314"	0.138"
25"	25"	15.933"	24.314"	0.138"
30"	30"	15.933"	29.314"	0.138"
35"	35"	15.933"	34.314"	0.138"
36"	36"	15.933"	35.314"	0.138"
42"	42"	15.933"	41.314"	0.138"
45"	45"	15.933"	44.314"	0.138"
48"	48"	15.933"	47.314"	0.138"
60"	30" (per door)	15.933"	29.314"	0.138"
66	33" (per door)	15.933"	32.314"	0.138"
70"	35" (per door)	15.933"	34.314"	0.138"
72"	36" (per door)	15.933"	35.314"	0.138"
75"	37½" (per door)	15.933"	36.314"	0.138"

Tip: A custom insert cannot be factory installed. Custom insert must be ordered from a material vendor and will not be handled like a Steelcase Customer's Own Material. In selecting materials for customer supplied inserts, consider material characteristics, such as effects from thermal changes, humidity changes, aging characteristics, and strength of material. Do not use materials that allow the overall size of the custom insert to deviate by amounts larger than the acceptable tolerances listed in the matrix.

For Universal In the Case Bins

Bin Width	Door Width	Custom Picture Frame Door Inserts Height +/–0.02"	Width +/–0.02"	Thickness +/–0.02"
24"	24"	15.000"	23.164"	0.138"
25"	25"	15.000"	24.164"	0.138"
30"	30"	15.000"	29.164"	0.138"
35"	35"	15.000"	34.164"	0.138"
36"	36"	15.000"	35.164"	0.138"
42"	42"	15.000"	41.164"	0.138"
45"	45"	15.000"	44.164"	0.138"
48"	48"	15.000"	47.164"	0.138"
60"	30" (per door)	15.000"	29.164"	0.138"
66	33" (per door)	15.000"	32.164"	0.138"
70"	35" (per door)	15.000"	34.164"	0.138"
72"	36" (per door)	15.000"	35.164"	0.138"
75"	37½" (per door)	15.000"	36.664"	0.138"

Tip: A custom insert cannot be factory installed. Custom insert must be ordered from a material vendor and will not be handled like a Steelcase Customer's Own Material. In selecting materials for customer supplied inserts, consider material characteristics, such as effects from thermal changes, humidity changes, aging characteristics, and strength of material. Do not use materials that allow the overall size of the custom insert to deviate by amounts larger than the acceptable tolerances listed in the matrix.

Universal Shelves and Universal Personal Shelves

For Use with Answer, Kick, Avenir, and Montage

Universal shelves— supported by Answer, Kick, Avenir, and Montage— provide overhead storage in the work space.
Tip: Using Universal laminate enhanced storage with Universal steel storage is not recommended.
▶ Specifying, page 262

Universal personal shelves provide a wall-supported surface that attaches to Answer, Kick, and Avenir.
▶ Specifying, page 264

Metal backstop on Universal shelves prevents notebooks and equipment from damaging panel surface. Universal personal shelves do not have a backstop.

On-module attachment hooks are integral to the end supports and are used to mount shelves on panels of the same width as bins.

Safety catch locks shelf units to frame to prevent accidental removal.

Shelves are steel and ship ready to assemble.



Product Details

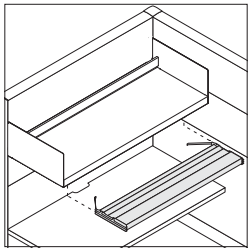

Shelf lights are available for use beneath shelves. Lights recess into the bottom of the overhead storage unit.
▶ Page 412

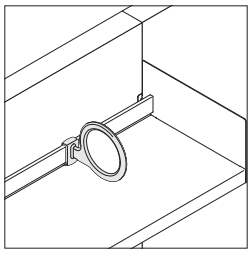

Dividers are available field installed for use on Universal shelves. Dividers ship in a package of four. Dividers cannot attach to Universal personal shelves.

A 1 1/2" gap exists between the personal shelf and the panel to allow for cable routing.

The height dimension of the bracket (from top of personal shelf to the bottom of the bracket) is 6 1/2"H.

Actual Dimensions

	Universal shelves	Universal personal shelves
Depth	14 3/4"	13 11/16"
Width	24", 30", 36", 42", 48", 60", and 72"	24", 30", 36", 42", and 48"
Height	7 1/2" (Kick, Answer, and Avenir) and 11 1/2" (Montage)	1 11/16" (thickness of shelf)

Connections

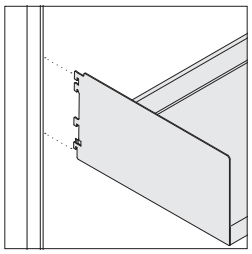

Steel support hooks on end supports insert into the slotted channel of a panel or wall channel and lock into place with a safety catch.

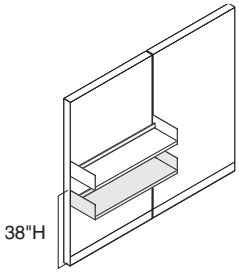

Universal shelf may be mounted at 38"H or lower if another panel-mounted component prevents it from being seated upon.

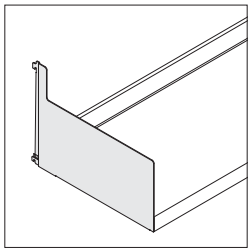

Universal shelves for use on Montage panels have a taller end support to accommodate vertical slots in frame.

Universal shelves cannot mount on a 55"H Montage frame. Contact Steelcase Specials for a solution on a 55"H frame.

On-module attachment hooks cannot be attached to upmount brackets.

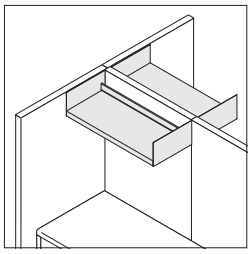

Width of shelf must match the width of the panel or panels that it is attached to with the on-module brackets. Shelves may span up to two frames.

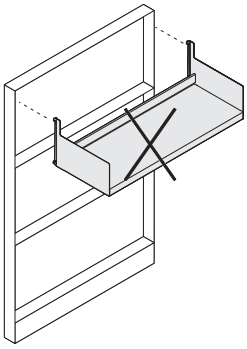

Overhead storage components cannot be attached to Montage frames with glass tiles.

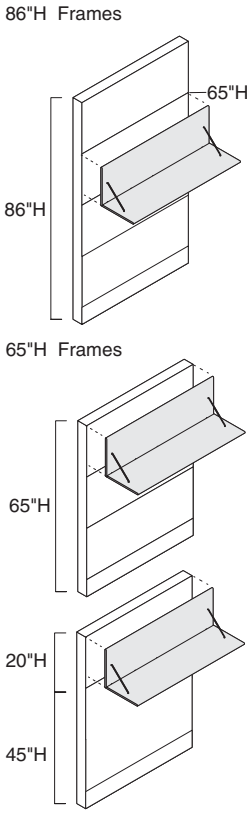

Overhead storage shelves install at 65"H only. They cannot install on a 10"H stacker or any base frame lower than 65"H.
Tip: A special half-height shelf is available, contact Systems Specials Group for an engineering quote.

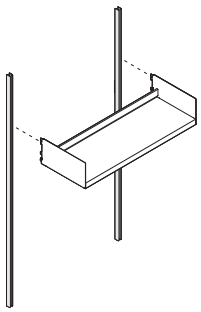

Wall channels are available to attach shelves to concrete or block walls. Wall channels can be used to attach shelves to wood, dry wall, or plaster walls, if wall is reinforced.
▶ Page 269

Wiring & Cabling

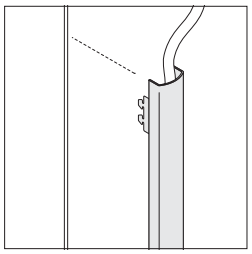

Vertical wire managers conceal cords and cables that are routed vertically outside of the panels.
▶ Page 423

Surface Materials

Shelf
- Paint

Application Topics

Storage Capacities and Dimensions
▶ Page 452

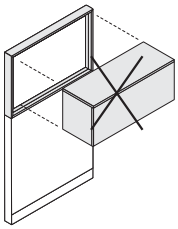

Hanging components cannot be hung in front of a double-pane window.

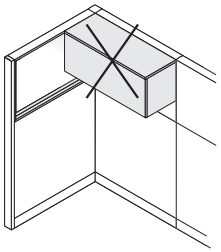

Hanging components cannot be used next to a double-pane window at a 90° corner.

Bracket Application Rules
▶ Page 70

Stability Guidelines
▶ See appropriate panel specification guide.

Guidelines for Stackable Components on Answer

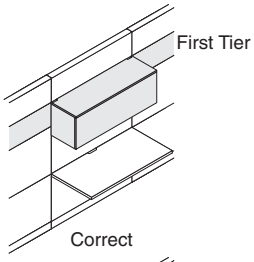

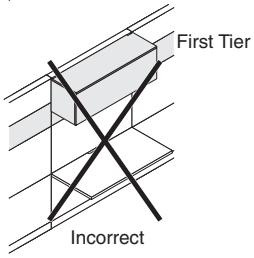

TS Series bins, Universal bins, and shelves can hang from the first stacked tier only.

Dividers

Dividers

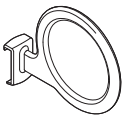

▶Specifying, page 265

Product Details

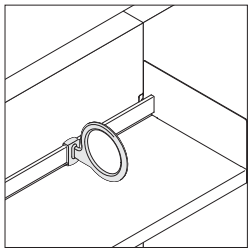

Divides space in panel-supported bins and universal shelves. Dividers will not work in bins and shelves introduced prior to March 2007.

Divider can be used on hutch kit.

Specifying

A carton of four dividers is available as an option on overhead bins and universal shelves.

Surface Materials

Divider

- White plastic only

Actual Dimensions

Depth	7½"
Width	¼" 1½" at the back
Height	6½"

Dividers for Overhead Storage Bins and Shelves Introduced prior to March 2007

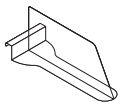

▶Specifying, page 266

Product Details

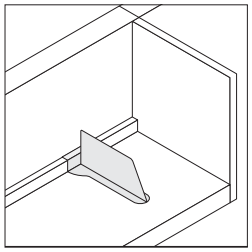

Divides space in bins and shelves.

Surface Materials

Divider

- Clear textured plastic only

Actual Dimensions

Depth	10¾"
Width	4" at the back ½" at the front
Height	4½"

Horizontal Wall Attachment Brackets

For Use with Universal Sliding Door, Universal Over the Case and Universal In the Case Bins

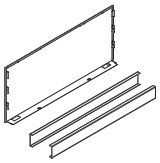

Horizontal wall attachment brackets can attach to wall of building to accept universal sliding door, universal over the case and universal in the case storage bins. Brackets will not accept bins introduced prior to March 2007 or TS Series bins.

▶Specifying, page 265

Tip: Specify as a separate style number.

Product Details

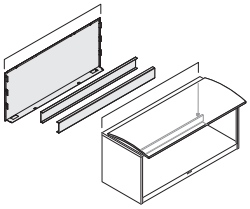

Horizontal wall attachment brackets must match the width of the storage bin.

Tip: Select the omit brackets option when ordering the bin.

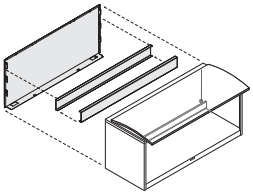

Horizontal wall attachment brackets include brackets and a steel back to enclose the storage bin.

Horizontal wall attachment brackets can be positioned on wall at height needed.

Connections

Horizontal wall attachment brackets can be used to attach universal sliding door, universal over the case, and universal in the case bins to a building wall. TS Series bins cannot attach to horizontal wall attachment brackets.

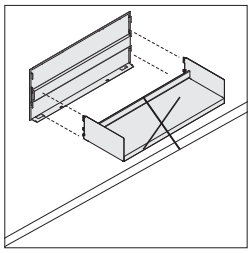

Shelves can not hang off horizontal wall attachment brackets.

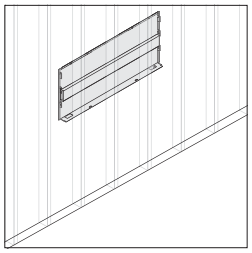

Mounting of horizontal wall attachment brackets must include attachment to at least two wall studs, but it is recommended to attach to all studs in wall behind the storage bin. Storage bins that are 24"W or 25"W can only be mounted with horizontal wall attachment brackets if wall is constructed with 16" stud centers.

Field install:

- Concrete walls with Hilti type anchors.
- Drywall or plywood with 5⁄8" thick Toggler R-type 3⁄16" wall anchors with countersunk flat head screw.
- Wood studs with #10 wood screws of appropriate length with countersunk flat head screw.
- Steel studs with #10 sheet metal screws of appropriate length with countersunk flat head screw.

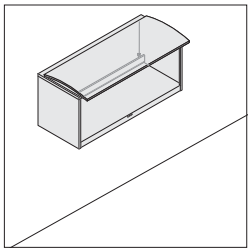

Limit of one bin for each horizontal wall attachment bracket.

Attaching worksurfaces to horizontal wall attachment brackets is not possible.

Horizontal wall attachment brackets allow overhead storage bin to fit flush to wall.

Actual Dimensions

Width 24", 30", 36", 42", 48", 60", 70", and 72".

Surface Materials

Brackets and steel back

- Paint

Wall Hang Channels and Horizontal Braces

For Use with Overhead Storage Bins and Shelves

Slotted steel channel can attach to wall of building to accept shelves, overhead storage bins, worksurfaces, or tackboards. Channel will accept all universal bins and shelves, TS Series bins and bins and shelves introduced prior to March 2007.

▶Specifying, page 269

Tip: Must specify bin or shelf with Answer, Kick, or Avenir bracket to hang on wall channel.

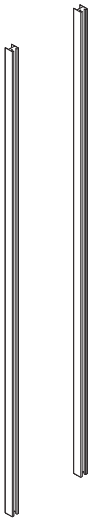

Screw hole positions
64 3/8"H

Product Details

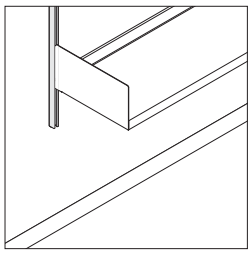

Wall channel can be positioned on wall at height needed.

Connections

Wall channels can be used to support shelves, overhead storage bins, worksurfaces, and tackboards. Wall channels can be shared.

Field install:
- Concrete walls with Hilti type anchors.
- Drywall or plywood with 5/8" thick Toggler R-type 3/16" wall anchors with countersunk flat head screw.
- Steel or wood studs with #10 sheet metal or wood screws of appropriate length with countersunk flat head screw.

Anchors must be used in each screw hole location on the wall channel.

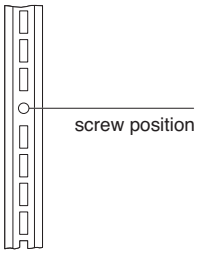

Components attach at 1" increments, but screws block some slot locations.

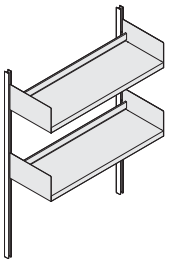

Component limits for each pair of wall channels are as follows:
- Two bins or shelves
- One worksurface and two shelves
- One worksurface and one bin

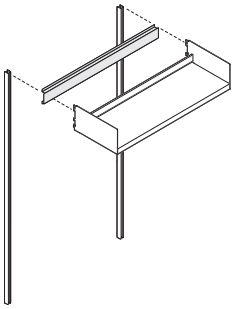

Horizontal brace is available to reinforce vertical wall channels that support storage bins, shelves, or worksurfaces that are attached to walls. Bins and shelves that are 48"W or less do not require a horizontal brace. All worksurfaces require horizontal braces.

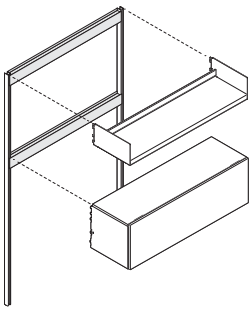

Wall channel horizontal brace is required for EACH storage bin or shelf that is wider than 48". The brace should be placed at the position along the vertical wall channel where the top of the bin or shelf will be placed.

Width of horizontal brace must match width of shelf or storage bin.

Wall channel horizontal brace is also available in 42" and 48" widths and can be used in applications where there is concern regarding the strength of the wall. These braces must also be used with wall-mounted worksurfaces.

Wall hang channels for shelves, overhead storage bins, or tackboards cannot be used with a wall start junction.

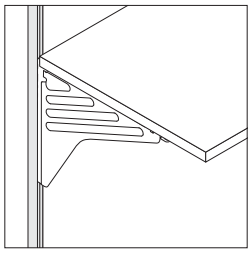

Worksurfaces may be attached to wall channels with cantilevers, subject to the following application guidelines:
- All worksurfaces must be 24"D or less.
- Worksurfaces must be supported by a cantilever or legs every 42" or 48". Cantilevers can be shared when worksurfaces are adjacent.
- Wall channel horizontal braces must be installed directly behind all wall-mounted worksurfaces, and also at the top of the wall channels.
- Worksurface-supported pedestals cannot be hung from a wall-mounted worksurface.

Surface Materials

Wall channel
- Paint

Horizontal brace
- Paint

Application Topics

Reinforce wall by positioning studs where wall channels will be attached. See dimensions below.

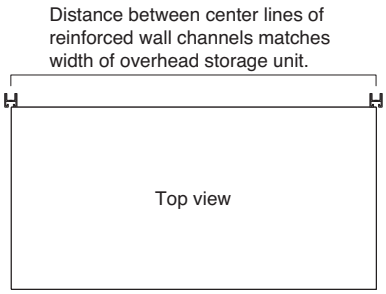

Tip: Wall channels can be shared.

Actual Dimensions

	Wall hang channels and horizontal braces
Depth	1 1/8" (28 mm)
Width	15/16" (24 mm)
Height	66" (1676 mm)

Slim Shelves

For Use with Answer, Kick, and Montage

Slim shelves provide a panel-supported surface that attaches to Answer, Kick, Avenir, and Montage with panel-specific brackets.
Tip: Using Universal laminate enhanced storage with Universal steel storage is not recommended.
▶Specifying, page 272

Slim shelf is an extruded aluminum shelf that provides storage for small items.

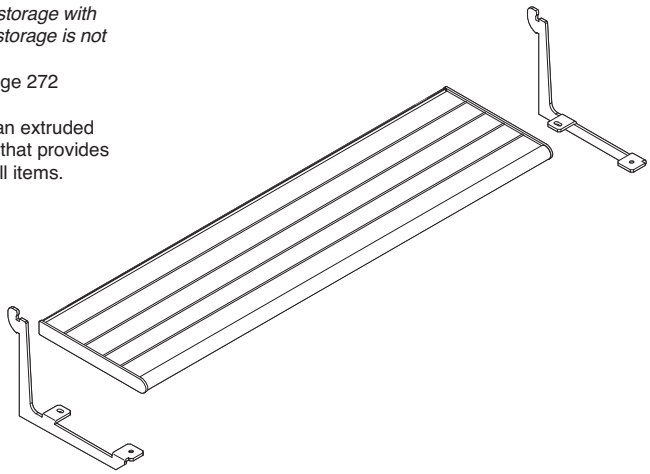

Product Details

Slim shelves attach to Answer, Kick, Avenir, and Montage with panel-specific brackets.

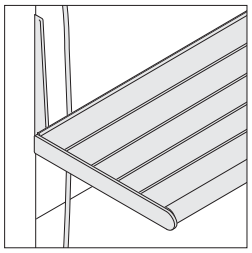

Gap at back of slim shelf allows routing of shelf light cord.

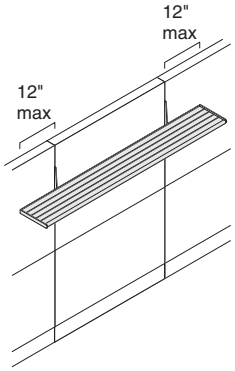

Slim shelves can be mounted off-module. No more than 12" overhang on either side of panel is recommended. Brackets attach on vertical seams of panel, while the shelf adjusts off-module on the brackets.

Two attachment brackets are included with shelves less than or equal to 48"W. Two attachment brackets and a mid-span support are included with shelves wider than 48"W.

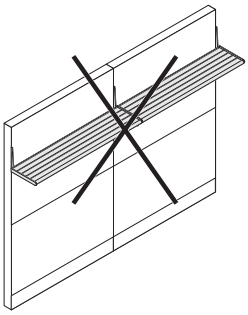

Answer will not support two shelves installed end to end.

Surface Materials

Slim shelves
- Paint

Attachment brackets
- Painted to match shelf

Actual Dimensions

Depth	6⅜"
Width	24", 30", 36", 42", 48", 60", 72", and 96"

Steelcase
June 2019

Bracket Application Rules for Bins and Shelves

For TS Series Bins, Universal Sliding Door Bins, Universal Over the Case Bins, Universal In the Case Bins, and Universal Shelves

Bracket Application Matrix

Panels	TS Series Bins	Universal Bins, and Universal Shelves—On-Module	Universal Bins—Single Side Vertical Off-Module	Universal Bins—Two Sided Vertical Off-Module	Universal Bins—Horizontal Off-Module (for use with Montage only)	Universal Bins—Upmount
Answer	•	•	•	•		•
Kick	•	•	•	•		•
Avenir		•	•	•		•
Montage		•	•	•	•	•
V.I.A.		•	•	•		

On-Module Brackets and Hooks

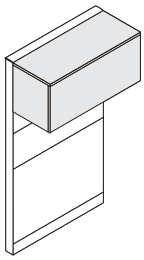

On-module brackets and hooks are used to mount overhead bins and universal shelves to panels with vertical slot patterns. Answer, Kick, Avenir, and Montage panels can support on-module attachment brackets.

Universal personal shelves can attach on-module to all panels except Montage.

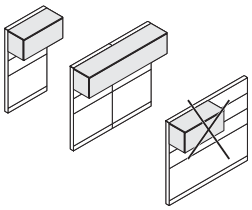

Width of overhead storage unit must match the width of the panel or panels that it is attached to. Storage bins or shelves may span up to two panels.

Additional support for stability may be required when shelves and overhead storage bins are attached to panels. Counterbalancing loads on the opposite sides of the panels increases stability.
Tip: See Stability Guidelines *in each corresponding specification guide.*

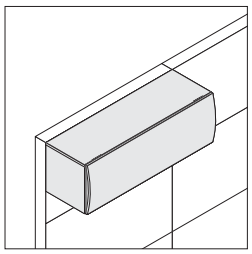

On-module attachment brackets install in panel seams.

On-module brackets can be used above and adjacent to slatwall on Answer and Montage panels.

On-module brackets can be used with a panel stacker on Answer, Kick, and Montage panels. Follow standard panel stacker guidelines for each panel.

Off-module brackets are used with bins up to 12" wider than the panel, allowing them to overhang the panel seam.

Off-Module Brackets

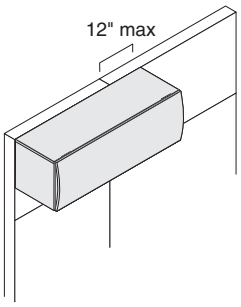

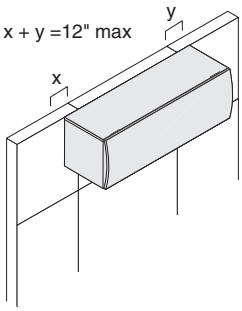

Vertical off-module brackets, optional, can be used to mount one or two sides of the overhead bin off-module on Answer, Kick, Avenir, Montage, and V.I.A. with vertical-slot-patterned panels. Both of these brackets attach to the on-module bracket that comes standard with the overhead bin. Vertical off-module brackets allow bins to be installed a maximum of 12" off-module. Vertical off-module brackets can be used with 30"W to 60"W Montage bins only.

Vertical off-module brackets can be used above and adjacent to slatwall on Answer and Montage panels.

Vertical off-module brackets can be used with a panel stacker on Answer, Kick, and Montage panels. Follow standard panel stacker guidelines for each panel.

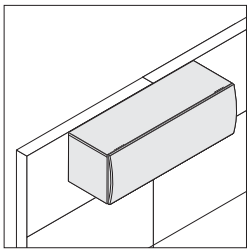

Horizontal off-module brackets, optional, accommodate off-module installations of overhead storage bins on panels with horizontal slot patterns. Enhanced off-module Montage frames can support horizontal off-module brackets. Horizontal off-module brackets can be used with 24"W to 48"W Montage bins only.

Horizontal off-module brackets can be used above and adjacent to slatwall on Montage panels.

Horizontal off-module brackets can be used with a panel stacker on Montage panels. Follow standard panel stacker guidelines for each panel.

Enhanced off-module Montage frames have horizontal slot patterns and must be specified for horizontal off-module Montage configurations.

Horizontal off-module brackets push bin out from panel 5/8" on enhanced off-module Montage panels.

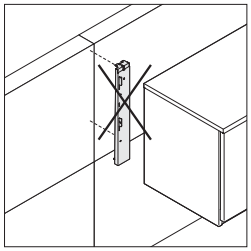

Horizontal off-module brackets cannot span a vertical or joint where two frames come together on enhanced off-module Montage panels. Shift the bin to avoid the joint.

Only two pairs of off-module brackets and associated storage can be mounted per frame.

Steelcase
June 2019

Upmount Brackets

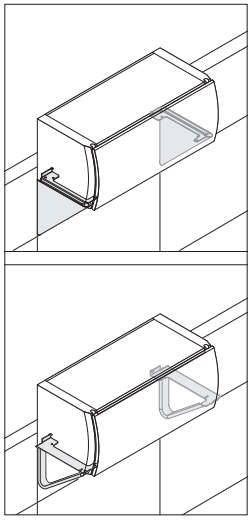

Basic and open design upmount brackets, optional, attach bins and shelves near the top of 54"H panels.
Tip: Stationary shelf cannot hang from an upmounted bin or shelf.

Upmount brackets, optional, can be used with universal sliding door, universal over the case, and universal in the case bins. Brackets attach bins near the top of 54"H panels. TS Series bins and universal shelves cannot be attached to upmount brackets.

Upmounted bin height is 66"H when installed on 54"H panels. For Montage, the overall upmounted bin height is 68⅝" when installed on a 55"H frame.

Upmount bin width must match the width of the panel or panels that it attaches to. Upmounted bins and shelves cannot be supported off-module.

Upmount brackets can be used above and adjacent to slatwall on Answer and Montage panels.

Upmount brackets can be used with a panel stacker on Answer, Kick, and Montage panels. Follow standard panel stacker guidelines for each panel.

Omit Brackets

Omit brackets option must be specified when bin is being used in hutch kit, or when attaching bin to a horizontal wall attachment bracket. Order hutch kit separately.

Hutch kit supports bin at 66" height.

Application Rules for Overhead Storage on Answer and Kick Panels

For complete panel specific stability guidelines, see the corresponding panel specification guide.

Answer Panel

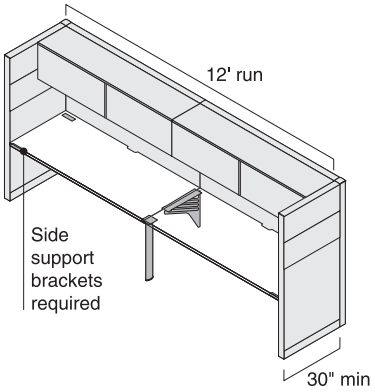

Guidelines for Universal Bins. Applies to universal sliding door bin or universal in the case bin on Answer and Kick panels.

The following application restrictions must be complied with when hanging universal overhead bins on Answer and Kick panels. Otherwise, standard Answer and Kick application guidelines apply.

- Universal sliding door bin, universal in the case bins, and universal curved front bins cannot hang on an Answer or Kick panel above the 66"H connection point.
- The maximum panel run length when using a universal overhead bin on Answer or Kick panels is 12'.
- Top of bins and shelves are not designed to support the weight of a seated person. Bins and shelves may be mounted at 38"H or lower only if another panel-mounted component prevents it from being seated upon.
- When ganging binder bins, the use of a tie plate is required.

⚠WARNING

Failure to comply to these guidelines may result in personal injury.

Kick Panel

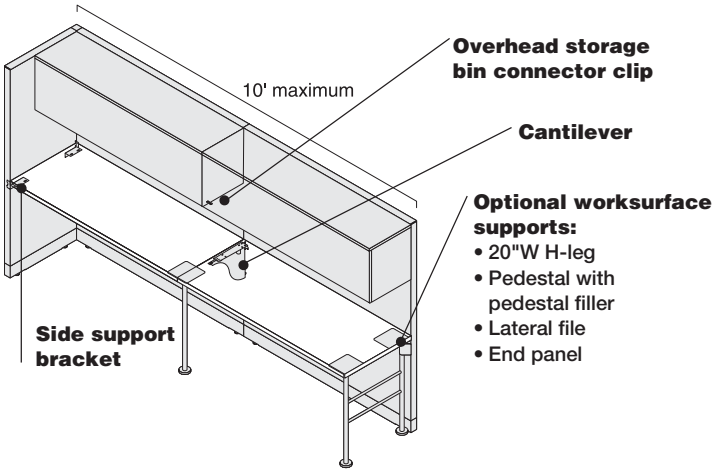

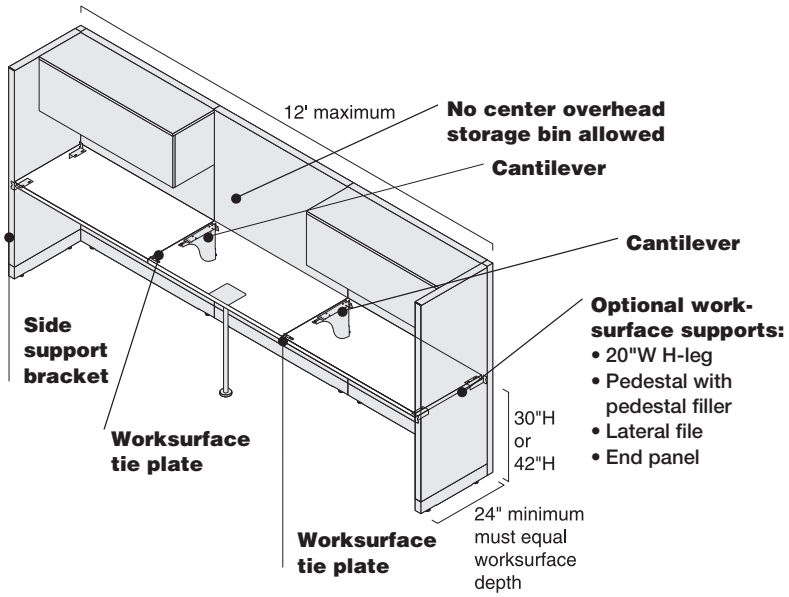

Universal One-High, 1.5-High, and Two Drawer Lateral Files

One-High and Two Drawer lateral files serve a dual purpose as high-density storage and as an inviting space for guests.
Tip: Using Universal laminate enhanced storage with Universal steel storage is not recommended.
▶Specifying, page 274

1.5-High lateral files provide multi-zone storage for binders, hanging folders, and piling surfaces at a height which allows for comfortable guest seating in collaborative environments.
▶Specifying, page 274

Label holders are included with each drawer. Label hold-er fits inside the integral pull or can be affixed to the front of the drawer or door. Perf-orated labels are included and can be created using the template available on www.steelcase.com/label.

Finished back is standard.

Three base options are available: the universal 3" base, FrameOne foot, and c:scape glide. All three bases have the same overall height.
Tip: FrameOne feet and c:scape glides will be field installed.

Lock is standard on lateral files and is located at top left corner of drawer. Locks are standard factory-installed, keyed random.
▶*Lock and Keying*, page 444

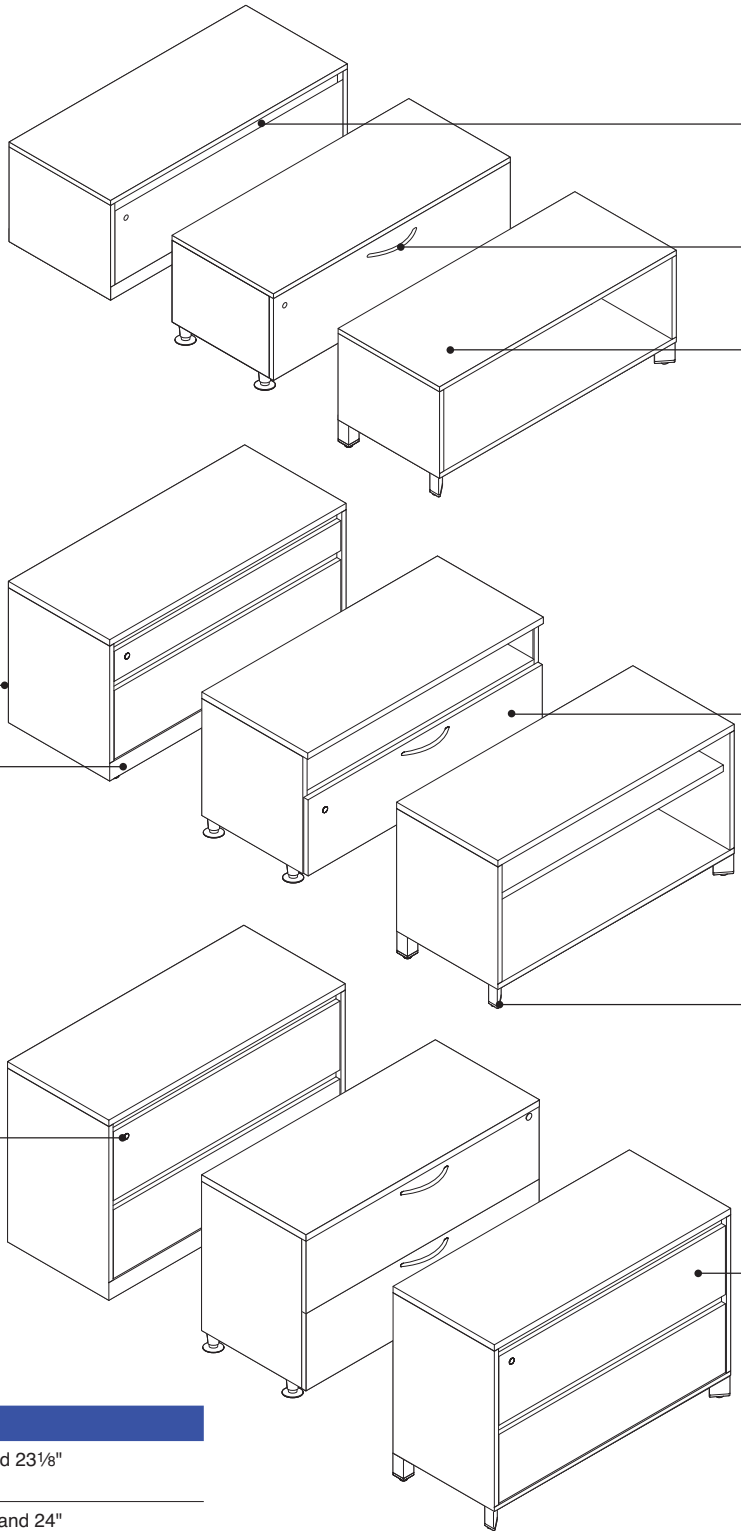

Pulls on flush-front lateral files are full width and integral.

Pulls on proud-front lateral files are available in a variety of shapes.

Top is standard 1"H steel on units with steel fronts and standard 1 3/16"H wood veneer on units with wood fronts. Other top options are available.

Drawer fronts are available in steel, laminate, or wood veneer.

Leveling glides adjust up to 3/4" for universal 3" base and up to 1" for c:scape glide and FrameOne foot base to install lateral file on uneven floors.

Drawers are standard 12"H and open full depth for total access to the contents.

Actual Dimensions

Depth with flush steel or open front	18" and 23 1/8"
Depth with proud steel, laminate, or wood front	18 7/8" and 24"
Width	30", 36", and 42"
Height	16", 22", and 28"

Product Details

Base options

Universal 3" Base

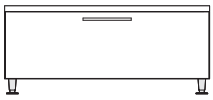

c:scape Glide Base

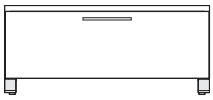

FrameOne Foot Base

Tip: All base options have same overall height. c:scape glides and FrameOne feet are field installed.

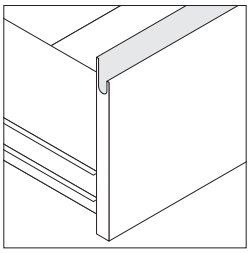

Flush-front pull is full width and integral with the drawer. Pull is available on steel drawers only.

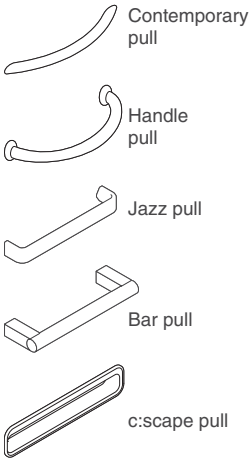

Proud-front pulls are available in the following styles—contemporary, handle, jazz, and bar. Each pull is 192 mm and available on steel or wood veneer drawers. c:scape pulls (200 mm) are available on steel drawers only.

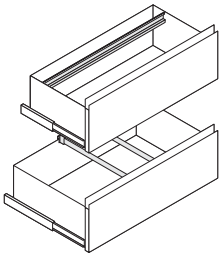

Drawer interiors include one hanging folder bar per drawer in each 18"D case and two rails per drawer in each 24"D case. Alternative interiors are available as options.

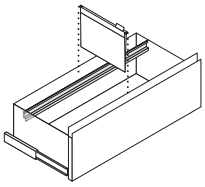

Hanging folder bar accommodates side-to-side filing of letter-, A4 international-, and legal-size hanging folders. Additional bars are available and must be specified separately.
▶Page 351

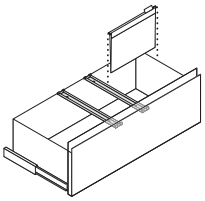

Rails accommodate front-to-back filing of letter-, A4 international-, and legal-size hanging folders. Rail packages accommodate two rows of letter-size files in 30"W and 36"W drawers and three rows of letter-size files in 42"W drawers. See *Storage Capacities* for additional details. Additional rails are available and must be specified separately.
▶For interior dimensions, see page 452

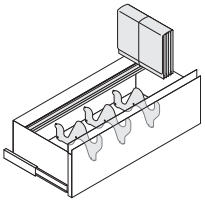

Dividers accommodate side-to-side filing of expandable folders and other objects. Divider packages include three dividers per drawer, 12"H file drawers also include one hanging folder bar per drawer. Additional dividers are available and must be specified separately.
▶Page 352

Safety interlock system allows only one drawer to be opened at a time.



Locks are available factory- or field-installed. Factory-installed locks are standard and available keyed random only. Optional field-installed locks are available with consecutive, specific, and random keying options. Master-keyed locks are also available. Field-installed lock cylinders must be specified separately.
▶*Lock and Keying*, page 444

Individual drawer locks are available as an option for an application that would limit access to each drawer. Lateral files include a security shield between drawers to prevent unauthorized access. Individual locking drawers are only available with field-installed locks. Consecutive, specific, and random keying are available. Field-installed lock cylinders must be specified separately.
▶*Lock and Keying*, page 444

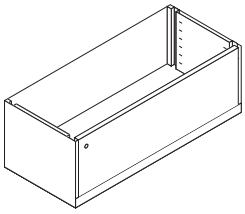

No-top lateral files are available for use with cushion top or beneath a common top shared among several lateral files. Hardware is included to attach case to worksurface. No-top option reduces height of file by 1".

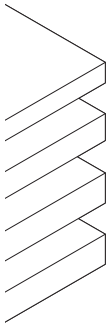

Laminate and wood veneer tops with square-edge profiles are available in place of standard 1"H steel tops. Laminate and wood veneer tops are 3/16" taller than steel tops and will add that dimension to the overall height of the lateral file.

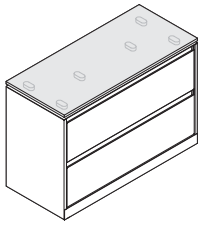

FrameOne top matches the height of a FrameOne bench. A 3/4"H wood or laminate top floats above a painted steel security top using six black plastic spacers. FrameOne top can be specified on 28"H files only, making the overall height 28 1/2"H.

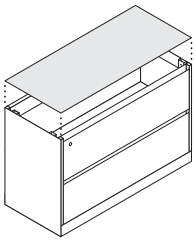

Security top is available as an option for installations where the file will be installed beneath a worksurface, but not physically attached. Thin steel top prevents unauthorized access to the contents of the cabinet. Security top is not structural and can be specified on 28"H files only. Security top reduces overall height of file to approximately 27"H.

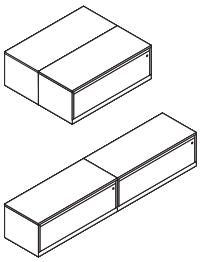

Ganging hardware is included to provide alignment by joining adjacent components side-by-side, back-to-back, or both.

Counterweight packages are required to ensure product stability and are ordered as an option or separately. Product specification pages indicate the correct counterweight package for each style number and any exceptions where counterweights are not required.

Connections

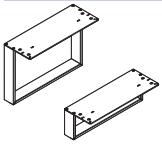

Intermediate support is used with Universal One-High or 1.5-High storage as a worksurface support allowing for nesting of low storage.
▶Page 279

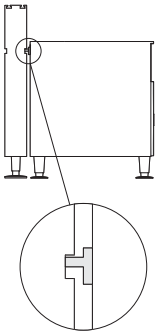

c:scape beam tether bracket connects One-High and 1.5-High storage to provide added stability to the c:scape beam.

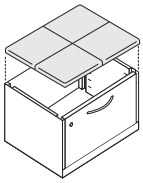

Cushions are ordered separately for steel storage without tops, including One-High, 1.5-High, and Two Drawer lateral files.

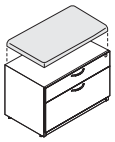

Basic cushion is ordered separately for use on Universal One-High, 1.5-High, and Two Drawer laterals with metal, laminate, or veneer top. Basic cushion is field-installed and attaches to the existing top with hook and loop fastener.
Tip: Basic cushion is available on Universal lateral files with a top only.

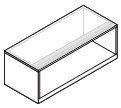

When applying the basic cushion on 30"W or 36"W Universal laterals with an open configuration, a support brace must also be specified.

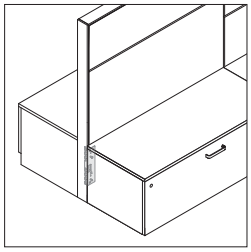

Storage to panel bracket connects One-High, 1.5-High, Two Drawer laterals and cabinets to panel to provide added stability to panels and eliminate the need for return panels.
▶See page 342

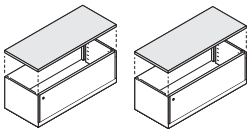

Wood veneer with square edge profile

Laminate with square

Field-installed tops are available in two choices—wood veneer with square edge profile or laminate with square edge profile. Tops can be used on an individual lateral file, or larger tops can be used to connect files to make a credenza.
▶Page 335

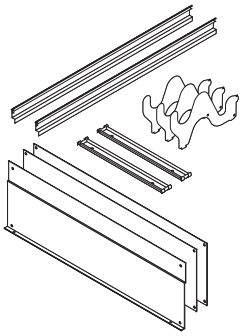

Field-installed accessories are available, including drawer accessories and counterweight packages.
▶Page 350

Floor anchor bracket (for TS Series Storage, TS 200 Series Storage, 900 Series Storage, 800 Series Storage and Universal Storage with 3" base) secures lateral files, towers, workstation verticals, cabinets, or bookcases to the floor for stability or to reduce the risk of hazards during earthquakes in seismic zones. Four bracket packages are required for each cabinet.
Note: ***Local seismic requirements vary.*** *Compliance with local code requirements is the responsibility of the customer or their authorized agent.*
For a California Office of Statewide Health Planning and Development (OSHPD) approved anchor bracket, contact Steelcase Specials.
Tip: Anchor bracket cannot be used with pedestals.
▶Page 357

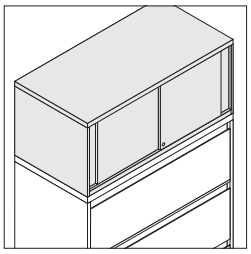

Overfile cabinets are separate components that are field installed on top of lateral files, combination cabinets, storage cabinets, and wardrobe cabinets to provide space for additional files, ring binders, or miscellaneous storage.

Surface Materials

Lateral, including steel top, fixed shelf, and integral pulls
- Paint

Contemporary, handle, jazz, and bar pulls
- 0835 Black
- 9201 Polished Chrome
- 9211 Nickel
- 9212 Silver

c:scape pull
- 4140 Arctic White Gloss
- 4144 Black Gloss
- 4799 Platinum Metallic

Wood veneer top, lift-up door, and drawer fronts
- Wood veneer—Open pore finishes
- Customiz stain (option)
- Full-fill finish (option) is available on field-installed wood veneer tops only.

Tip: Specify file with no top option.

Laminate top, lift-up door, and drawer fronts
- Laminate
- Open Line laminate (option)

Lock
- 9201 Polished Chrome
- 9250 Ember Chrome (option)

Drawer bodies, hanging folder bars, rails, and dividers
- Black

Cushion top
- Fabric
- Leather

Basic cushion
- Fabric

Tip: For both cushion top and basic cushion: fabric patterns with a linear design will always be applied from the front to back of the unit or the depth of the unit. Pattern matching will not be done on COM.

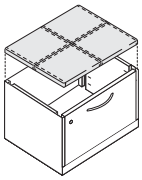

Cushion top will be manufactured in a four seam pattern in all standard solid color seating upholstery, leather, vinyls, COM leathers, and COM vinyls. These upholsteries are:

- Brisa
- Buzz2
- Cogent: Connect
- Elmosoft Leather
- Gaja – Cradle to Cradle Certified™ Silver
- Leather
- Stand In
- Select Surfaces leather
- Vinyl

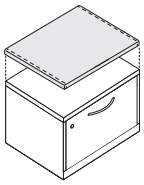

Cushion top will be manufactured in a two seam pattern for all approved standard patterned seating upholstery, leather, vinyl, COM leathers, and COM vinyls. All approved standard textured upholsteries will also be manufactured in a two seam pattern including leather, vinyl, COM leathers, and COM vinyls.

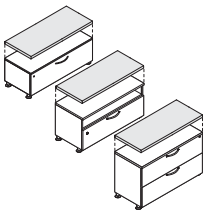

Basic cushion will be manufactured in a two seam pattern for all approved standard seating upholstery and Customer's Own Materials (COMs).
Note: Leathers and vinyls are not approved for basic cushion.

Application Topics

Storage Capacities and Dimensions
▶Page 452

Counterweight Requirements for Storage Products
▶Pages 7–14

Shipping

Lateral files are normally shipped in heavy-duty, recyclable stretch wrap to reduce the amount of corrugated board needed.

Counterweight packages ship separately from case and must be field-installed.

Universal One-High Open Lateral

For Ology Appllication

Universal One-High open lateral for Ology application seamlessly integrates the Ology desk leg into universal storage. It provides a clean aesthetic with an efficient footprint. Ease of access to your items under the desk is convenient with this open storage configuration.
Tip: Using Universal laminate enhanced storage with Universal steel storage is not recommended.
▶Specifying, pages 284–289

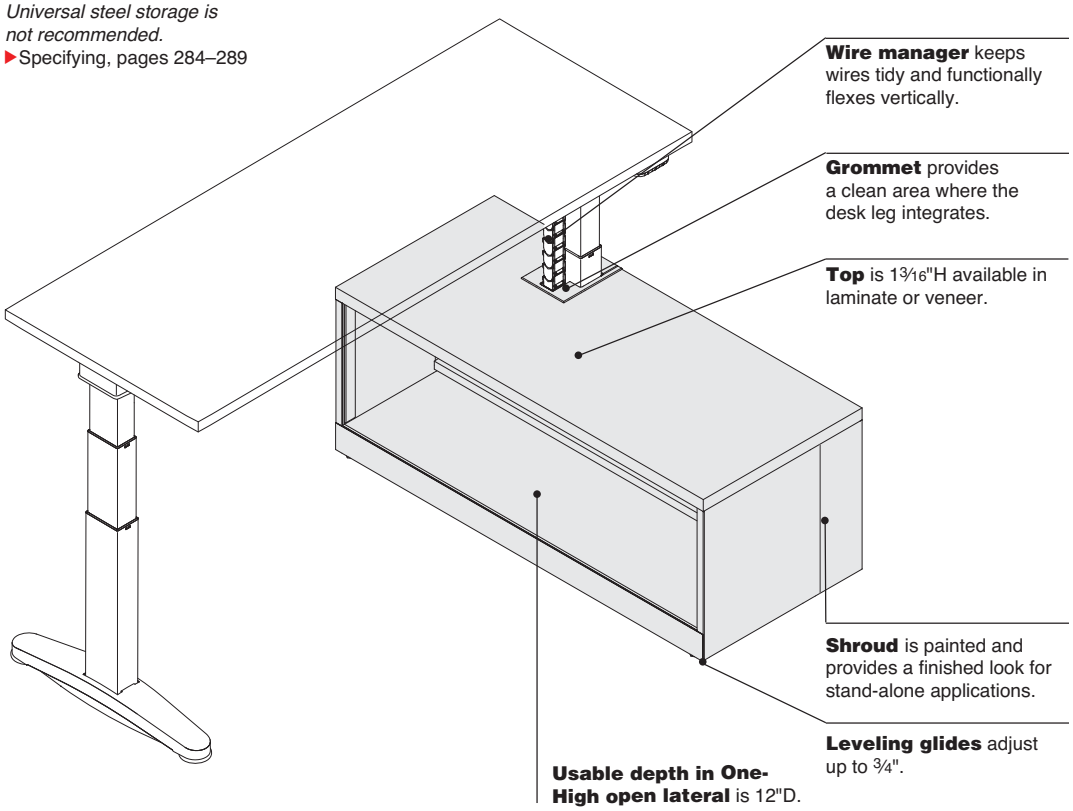

Actual Dimensions

Depth with flush steel open front	18"
Depth with proud steel open front	18 7/8"
Width	30", 36", and 42"
Height	16"

Product Details

Base



Universal 3" Base

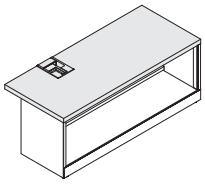

Laminate and wood veneer tops with square edge profile are available. Tops are 1 3/16"H.

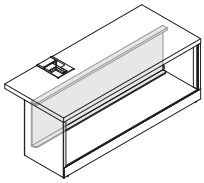

Removable interior cover provides access to power outlets that can be located in the panel behind storage unit.

Case Widths and Ology Foot Dimensions

30"W Ology base units can house Ology legs of 24" or 30" in length. 36"W and 42"W units can house Ology legs of 24", 30", or 36" in length.

Integrated leg options apply to One-High units only and are meant for use with Ology height-adjustable desks only.

Surface Materials

Lateral case
- Paint

Laminate top
- Laminate
- Open Line laminate (option)

Edges
- Plastic

Wood veneer top
- Wood veneer—open pore finishes
- Full-fill (option) is available on wood veneer tops only.

Shroud and filler
- Paint

Application Topics

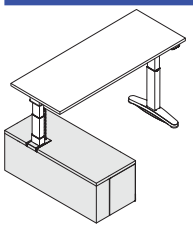

Application: Ology left

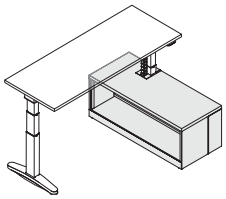

Application: Ology right

Application is determined by which leg of the Ology desk is located inside the storage.

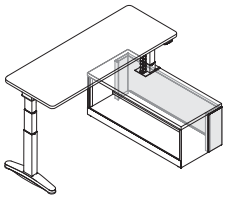

Shroud is used to finish off the back of the storage when application is used as stand-alone unit.

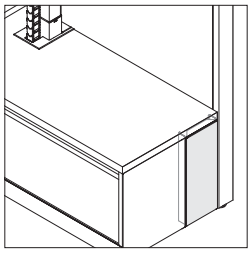

Filler is used in end-of-run applications where end of storage unit will be visible.

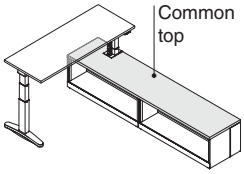

No top option on lateral file is available for use with a common top shared with an adjacent lateral.

Common top for Ology applications, ordered separately, is available in laminate or veneer. Cut-out for Ology leg is available on the left side or the right side of the common top. Ology desk cannot be placed in the middle of the common top.

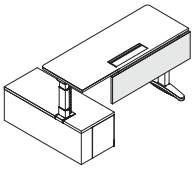

Ology modesty panel or fixed personal/ modesty screens must be undersized and justified to the outside when used with One-High storage unit.

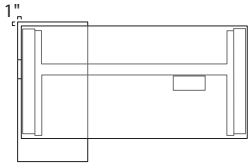

To help avoid pinch points, the Universal One-High open lateral for Ology application extends 1" past the back of the Ology worksurface.

When used with One-High integrated storage, screens used in the modesty position must be a minimum of 18" shorter than worksurface width to allow for pinch point clearances.

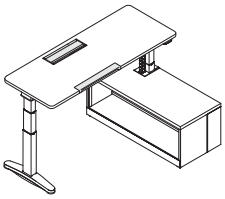

Soft edge and power and data access door can be positioned left or right on Ology desks that are 64"W or wider for use with One-High integrated storage.

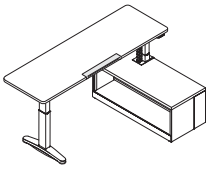

Worksurface overhang can be positioned left or right on desks that are 70" wide or wider.

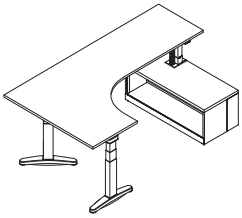

Ology 90° corners that are 70" wide and wider can be used with One-High storage unit.

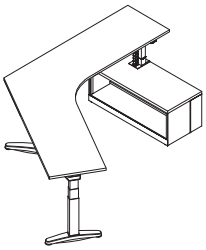

Ology 120° corners that are 52" wide and wider can be used with One-High storage unit.

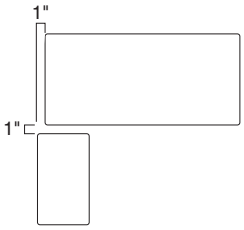

When specifying One-High storage that matches the worksurface depth, only One-High storage should be placed adjacent to the desk.

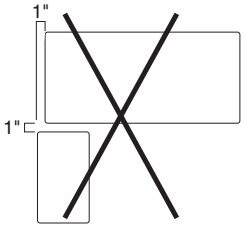

Pinch point clearances are not maintained when 1.5-High or taller storage is used adjacent to One-High integrated storage that matches the worksurface depth.

Universal Towers and Workstation Verticals

Towers provide storage of a variety of work and personal items for an individual, including paper, binders, books, and coats.
Tip: Using Universal laminate enhanced storage with Universal steel storage is not recommended.
▶Specifying, page 290–309.

Finished back is standard.

Interior of tower is available in a variety of configurations combining coat storage, fixed and adjustable shelves, and file drawers.

Pull on flush-front tower is integral and full height on doors and full width on drawers.

Locks are standard on door and drawers. Locks are standard factory-installed, keyed random. Door and drawer locks are keyed alike.
▶*Lock and Keying*, page 444

Three base options are available: the universal 3" base, FrameOne foot, and c:scape glide. All three bases have the same overall height. All other universal towers are available with the universal 3" base only.

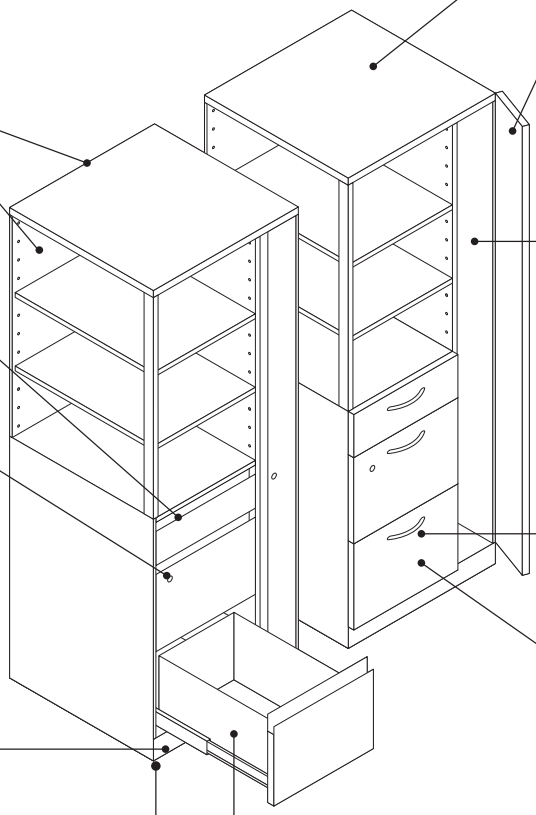

Top is standard 1"H steel. Other top options are available.

Door is available in steel, laminate, or wood veneer. Hinges are European-style and allow doors to open to 110° for full access to the interior. Door is available hinged on left or right.

Locker space is 9" wide and standard with a coat rod.

Pull on proud-front tower is available in a variety of shapes.

Drawer fronts are available in steel or wood veneer.

Drawers open their full depth for total access to the contents.

Leveling glides adjust up to 3/4" for universal 3" base and up to 1" for c:scape glide and FrameOne foot base to install tower on uneven floors.

Product Details

Base options



Universal 3" Base

c:scape Glide Base

FrameOne Foot Base

All base options have same overall height. FrameOne foot base and c:scape glide base are only available on 18"D and 24"D open side and dual door towers.

Actual Dimensions

Depth with flush steel front	18", 23⅛", and 29⅛"
Depth with proud steel, laminate, or wood front	18⅞", 24", and 30"
Width	24"
Height	47½", 52", and 65½"



Interior of tower combines coat storage, box and file drawers, fixed and adjustable shelves.

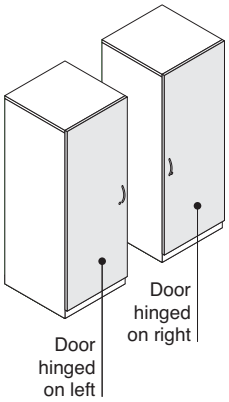

Door on full front towers is full height and can be hinged on the left or right. Coat storage space is always located on the same side as the door hinge.

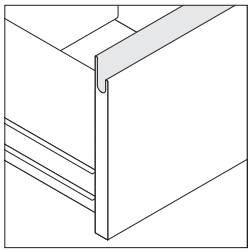

Flush-front pull is integral and full height on the door and full width on the drawers. Pull is available on steel doors and drawers only.

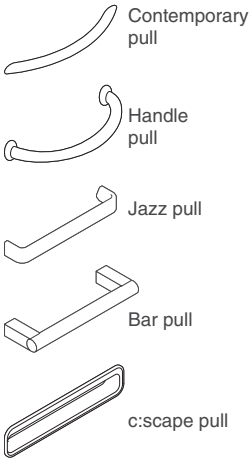

Proud-front pulls are available in the following styles—contemporary, handle, jazz, and bar. Door pull is 192 mm and drawer pulls are 128 mm. Proud-front pulls are available on steel or wood veneer doors and drawers. c:scape pulls (200 mm) are available on steel only.

Lift-up door is standard on 65½"H vertical drawer towers and workstation verticals, and includes a fixed shelf. Flush-front door recedes into the case and proud-front door lifts above case.

Adjustable shelves on 52"H and 65½"H open side towers are recessed from the front and side of the tower. Shelves adjust in 2½" vertical increments. Opening on 47½"H tower is 13½"H and does not come with an adjustable shelf.

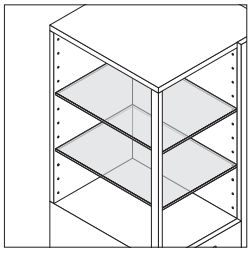

Frosted glass adjustable shelves are available as an option on open side towers. *Tip: If glass shelves are selected, they will replace all steel shelves in the unit.*

Post on open side towers supports adjustable shelves and is painted to match the case.

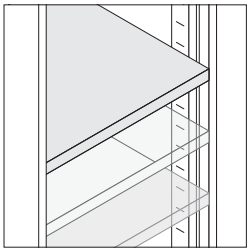

Adjustable shelves in dual door and full front towers can be positioned in the interior of the tower in ¾" vertical increments using a reversible bracket. The first shelf above a file drawer is a fixed shelf.

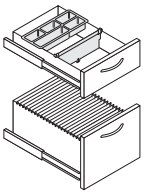

Drawer accessories include one divider and one pencil tray in each box drawer. File drawers can accommodate front-to-back filing of letter-size hanging folders without the use of additional accessories.

Safety interlock system allows only one drawer to be opened at a time.

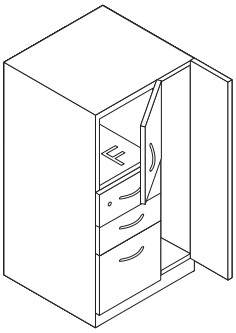

The fixed shelf in a 47½"H dual door tower also serves as the base of the cabinet. Additional adjustable shelves must be specified separately.



Locks are available factory- or field-installed. Factory-installed locks are standard and available keyed random only. Door and drawer locks are keyed alike. Optional field-installed locks are available with consecutive, specific, and random keying options. Master-keyed locks are also available. Field-installed lock cylinders must be specified separately.
▶*Lock and Keying*, page 444

Drawer lock in open side tower is located in the top file drawer.

Drawer lock in dual door tower, full front tower, vertical drawer tower, and workstation vertical tower is located approximately 36" from the floor and also secures the lift-up door on 65½"H units.

Individual drawer locks are available as an option on workstation verticals for applications where you want to limit access to each drawer. Workstation verticals include a security shield above each drawer to prevent unauthorized access. In 65½"H towers, the lift-up door is controlled by the lock in the drawer directly below. Individual locking drawers are only available with field-installed locks. Consecutive, specific, and random keying options are available. Master-keyed locks are also available. Field-installed lock cylinders must be specified separately.
▶*Lock and Keying*, page 444
Exception: Individual drawer locks are not available on towers with 6"H drawers.

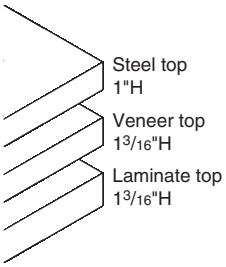

Laminate and wood veneer tops with square-edge profiles are available in place of standard 1"H steel tops. Laminate and wood veneer tops are 3/16" taller than steel tops and will add that dimension to the overall height of the tower.

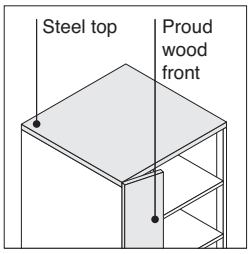

Top will default to steel on towers with proud wood fronts since the door overlaps and partially conceals the top. Wood top is available as an option.



Ganging hardware is included to provide alignment by joining adjacent components side-by-side, back-to-back, or both.

Counterweight packages are required to ensure product stability and are ordered as an option or separately. Product specification pages indicate the correct counterweight package for each style number and any exceptions where counterweights are not required.

Connections

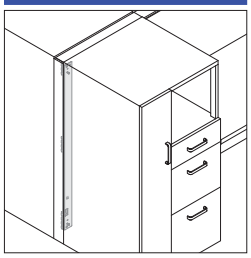

High storage to panel connector provides added stability to panels and eliminate the need for return panels.
▶See page 342



Worksurface to tower connector eliminates the need for other worksurface supports such as legs or end supports next to the tower.
▶See page 342

Worksurface to tower alignment. Proud front towers align with 23½"D, 24"D, 29½"D, and 30"D worksurfaces. Flush front towers extend ⅞" beyond 24"D and 30"D worksurfaces, and ⅛" beyond 23½"D and 29½"D worksurfaces.

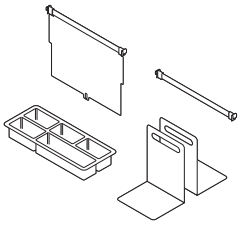

Field-installed accessories are available, including drawer accessories and shelf bookends.
▶Page 350

Floor anchor bracket (for TS Series Storage, TS 200 Series Storage, 900 Series Storage, 800 Series Storage and Universal Storage with 3" base) secures lateral files, towers, workstation verticals, cabinets, or bookcases to the floor for stability or to reduce the risk of hazards during earthquakes in seismic zones. Four bracket packages are required for each cabinet.
Note: ***Local seismic requirements vary.*** *Compliance with local code requirements is the responsibility of the customer or their authorized agent.*
For a California Office of Statewide Health Planning and Development (OSHPD) approved anchor bracket, contact Steelcase Specials.
Tip: Anchor bracket cannot be used with pedestals.
▶Page 357

Surface Materials

Tower, including steel top, hinged door, integral pulls, drawer fronts, and adjustable shelves
- Paint

Post
- Paint to match tower (default)

Contemporary, handle, jazz, and bar pulls
- 0835 Black
- 9201 Polished Chrome
- 9211 Nickel
- 9212 Silver

c:scape pull
- 4140 Arctic White Gloss
- 4144 Black Gloss
- 4799 Platinum Metallic

Wood veneer top, hinged doors, and drawer fronts
- Wood veneer—Open pore finishes
- Customiz stain (option)

Laminate top, hinged doors, and drawer fronts
- Laminate
- Open Line laminate (option)

Glass adjustable shelves
- Frosted tempered glass

Lock
- 9201 Polished Chrome
- 9250 Ember Chrome (option)

Drawer bodies, pencil tray, and box drawer divider
- Black

Coat rod
- Black with black supports

Application Topics

Storage Capacities and Dimensions
▶Page 452

Counterweight Requirements for Storage Products
▶Pages 7–14

Shipping

Towers are normally shipped in heavy-duty, recyclable stretch wrap to reduce the amount of corrugated board needed.

Counterweight packages ship separately from case and must be field installed.

Universal Lateral Files

Lateral files are ideal for high-density paper storage. *Tip: Using Universal laminate enhanced storage with Universal steel storage is not recommended.*
▶Specifying, page 312

Drawer and lift-up door fronts are available in steel, laminate, or wood veneer.

Pulls on proud-front lateral files are available in a variety of shapes. Pulls are located at the top of a drawer and at the bottom of a lift-up door.

Top is standard 1"H steel on units with steel fronts and standard 1 3/16"H wood veneer on units with wood fronts. Other top options are available.

Finished back is standard.

Lock is standard on lateral files and secures all drawers and lift-up door. On 52"H and 65½"H files, lock is located at top left corner of drawer that is third from the bottom. On 28"H and 40"H files, lock is located at top left corner of top drawer. Locks are standard factory-installed, keyed random.
▶*Lock and Keying*, page 444

Base is 3"H and is integral to the case.

Leveling glides adjust up to 3/4" for universal 3" base and up to 1" for c:scape glide and FrameOne foot base to install lateral file on uneven floors.

Drawers open their full depth for total access to the contents are standard 12"H.

Label holders are included with each drawer. Label holder fits inside the integral pull or can be affixed to the front of the drawer or door. Perforated labels are included and can be created using the template available on www.steelcase.com/label.

Pull on flush-front lateral file is full width and integral.

Actual Dimensions

Depth with flush steel front	18" and 23⅛"
Depth with proud steel, laminate, wood front	18⅞" and 24"
Width	30", 36", and 42"
Height	40", 52", and 65½"

Product Details

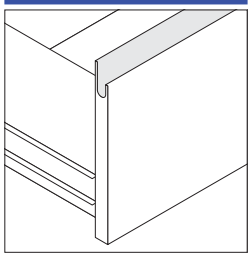

Flush-front pull is full width and integral with the drawer. Pull is available on steel drawers only.

Contemporary pull

Handle pull

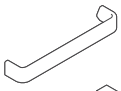
Jazz pull

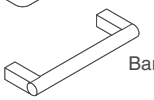
Bar pull

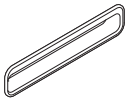
c:scape pull

Proud-front pulls are available in the following styles—contemporary, handle, jazz, and bar. Each pull is 192 mm and available on steel or wood veneer doors and drawers. c:scape pulls (200 mm) are available on steel only.

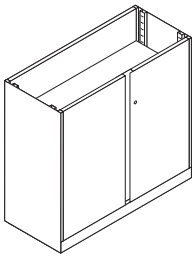

Drawer interiors include one hanging folder bar per drawer in each 18"D case and two rails per drawer in each 24"D case. Alternative interiors are available as options.
Tip: Your specification for optional drawer interiors will apply to all the drawers within a single lateral file.

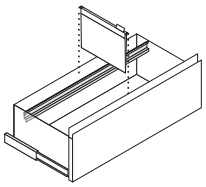

Hanging folder bar accommodates side-to-side filing of letter-, A4 international-, and legal-size hanging folders. Additional bars are available and must be specified separately.
▶Page 351

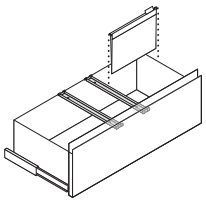

Rails accommodate front-to-back filing of letter-, A4 international-, and legal-size hanging folders. Rail packages accommodate two rows of letter-size files in 30"W and 36"W drawers and three rows of letter-size files in 42"W drawers. See *Storage Capacities* for additional details. Additional rails are available and must be specified separately.
▶Page 350

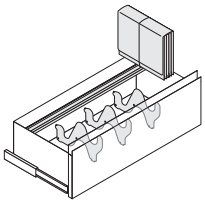

Dividers accommodate side-to-side filing of expandable folders and other objects. Divider packages include three dividers and one hanging folder bar per drawer. Additional dividers are available and must be specified separately.
▶Page 352

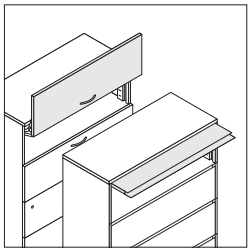

Lift-up door with fixed shelf is standard in the top position of 65½"H cases. Door is 13½"H to accommodate standard-height binders. Door on lateral files with flush-front recesses inside the case; door on proud-front case lifts up above the case.

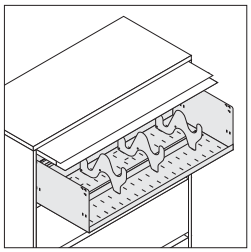

Lift-up door on flush-front cases is available with an optional roll-out shelf in place of the standard fixed shelf. Roll-out shelf includes three dividers and one hanging file folder bar to function as a backstop.

Safety interlock system allows only one drawer or roll-out shelf to be opened at a time.



Locks are available factory or field-installed. Factory-installed locks are standard and available keyed random only. Optional field-installed locks are available with consecutive, specific, and random keying options. Master-keyed locks are also available. Field-installed lock cylinders must be specified separately.
▶*Lock and Keying*, page 444

Individual drawer locks are available as an option for applications where you want to limit access to each drawer. Lateral files include a security shield above each drawer to prevent unauthorized access. In 65½"H cases, the lock in the drawer below controls the lift-up door in the top position. Individual locking drawers are only available with field-installed locks. Consecutive, specific, and random keying options are available. Field-installed lock cylinders must be specified separately.
▶*Lock and Keying*, page 444

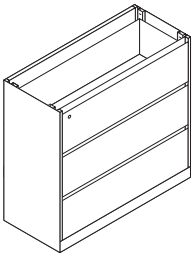

No-top lateral files are available for installations where cases will be installed under a worksurface or beneath a common top shared among several lateral files. Hardware is included to attach case to worksurface. No-top option reduces height of file by 1".

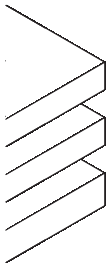

Laminate and wood veneer tops with square-edge profiles are available in place of standard 1"H steel tops. Laminate and wood veneer tops are 3/16" taller than steel tops and will add that dimension to the overall height of the lateral file.

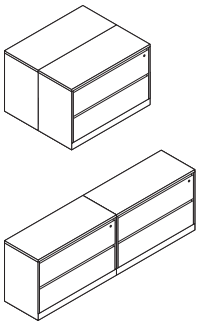

Ganging hardware is included to provide alignment by joining adjacent components side-by-side, back-to-back, or both.

Counterweight packages are required to ensure product stability and are ordered as an option or separately. Product specification pages indicate the correct counterweight package for each style number and any exceptions where counterweights are not required.

Connections

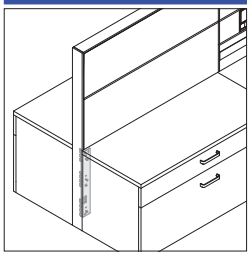

Storage-to-panel connectors are used with One-High, 1.5-High, Two Drawer, 3-High laterals and cabinets to provide added stability to panels and eliminate the need for return panels.
▶See page 342

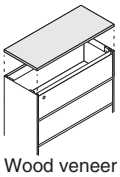

Wood veneer with square edge profile

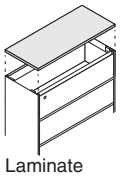

Laminate with square edge profile

Field-installed tops are available in two choices—wood veneer with square edge profile or laminate with square edge profile. Tops can be used on an individual lateral file, or larger tops can be used to connect files to make a credenza.
▶Page 335

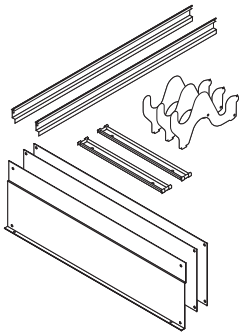

Field-installed accessories are available, including drawer accessories and counterweight packages.
▶Page 350

Floor anchor bracket (for TS Series Storage, TS 200 Series Storage, 900 Series Storage, 800 Series Storage and Universal Storage with 3" base) secures lateral files, towers, workstation verticals, cabinets, or bookcases to the floor for stability or to reduce the risk of hazards during earthquakes in seismic zones. Four bracket packages are required for each cabinet.
Note: **Local seismic requirements vary**. *Compliance with local code requirements is the responsibility of the customer or their authorized agent.*
For a California Office of Statewide Health Planning and Development (OSHPD) approved anchor bracket, contact Steelcase Specials.
Tip: Anchor bracket cannot be used with pedestals.
▶Page 357

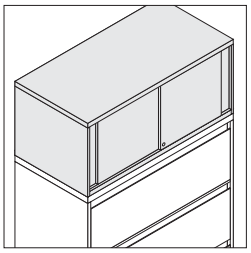

Overfile cabinets are separate components that are field installed on top of lateral files, combination cabinets, storage cabinets, and wardrobe cabinets to provide space for additional files, ring binders, or miscellaneous storage.
▶Page 406

Surface Materials

Lateral file, including steel top, drawer fronts, lift-up door, fixed shelf, and integral pulls
- Paint

Contemporary, handle, jazz, and bar pulls
- 0835 Black
- 9201 Polished Chrome
- 9211 Nickel
- 9212 Silver

c:scape pull
- 4140 Arctic White Gloss
- 4144 Black Gloss
- 4799 Platinum Metallic

Wood veneer top, lift-up door, and drawer fronts
- Wood veneer—Open pore finishes
- Customiz stain (option)
- Full-fill finish (option) is available on field-installed wood veneer tops only.

Tip: Specify file with no top option.

Laminate top
- Laminate
- Open Line laminate (option)

Lock
- 9201 Polished Chrome
- 9250 Ember Chrome (option)

Drawer bodies, roll-out shelves, hanging folder bars, rails, and dividers
- Black

Application Topics

Storage Capacities and Dimensions
▶Page 452

Counterweight Requirements for Storage Products
▶Pages 7–14

Shipping

Lateral files are normally shipped in heavy-duty, recyclable stretch wrap to reduce the amount of corrugated board needed.

Counterweight packages ship separately from case and must be field-installed.

Universal Combination Cabinets

Combination cabinets offer storage of paper and other objects in one cabinet and are suitable for use by an individual or group.
Tip: Using Universal laminate enhanced storage with Universal steel storage is not recommended.
▶Specifying, page 316

Pull on proud-front cabinet is available in a variety of shapes.

Finished back is standard.

Locks are standard on doors and drawers. Door lock on right-hand door secures both doors. Drawer lock secures all drawers. On units with three or more drawers, lock is located at top left corner of drawer that is third from the bottom. On units with two drawers, lock is located at top left corner of top drawer. Locks are standard factory-installed, keyed random. Door and drawer locks are keyed alike.
▶*Lock and Keying*, page 444

Drawer fronts are available in steel, laminate, or wood veneer.

Doors are available in steel or wood veneer. Hinges are European-style and allow doors to open to 110° for full access to the interior.

Leveling glides adjust up to 3/4" to install cabinet on uneven floors.

Base is 3"H and is integral to the case.

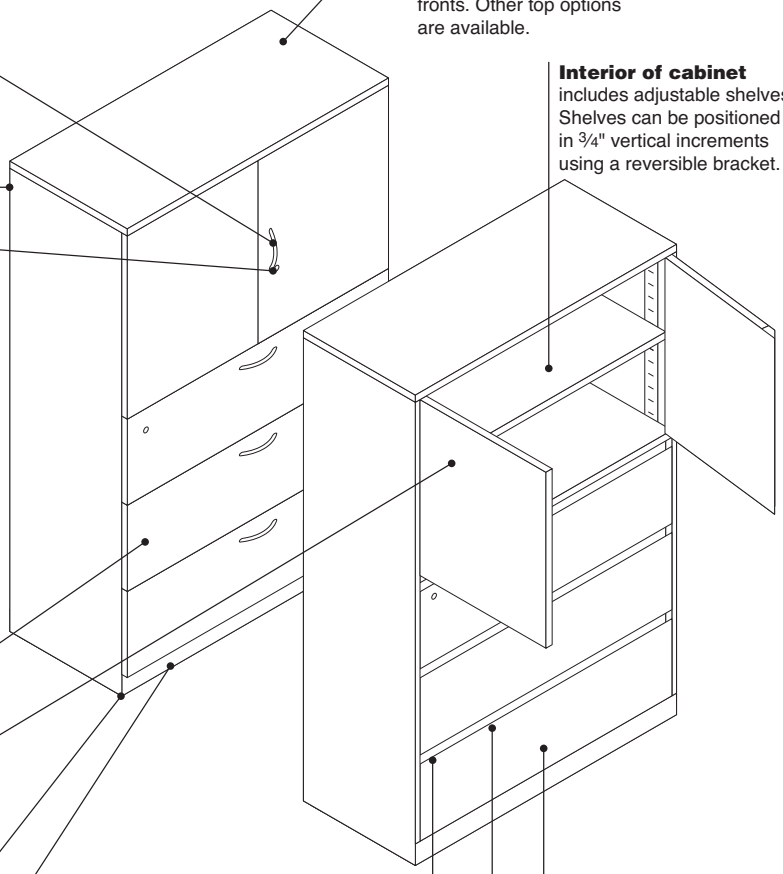

Top is standard 1"H steel on units with steel fronts and standard 1 3/16"H wood veneer on units with wood fronts. Other top options are available.

Interior of cabinet includes adjustable shelves. Shelves can be positioned in 3/4" vertical increments using a reversible bracket.

Drawers open their full depth for total access to the contents.

Pull on flush-front cabinet is integral and full height on doors and full width on drawers.

Label holders are included with each drawer. Label holder fits inside the integral pull or can be affixed to the front of the drawer or door. Perforated labels are included and can be created using the template available on www.steelcase.com/label.

Actual Dimensions

Depth with flush steel front	18" and 23 1/8"
Depth with proud steel, laminate, or wood front	18 7/8" and 24"
Width	30", 36", and 42"
Height	52", 65 1/2", and 83 1/2"

Product Details

Cabinets are available with doors to cover the shelves, or shelves can be open.

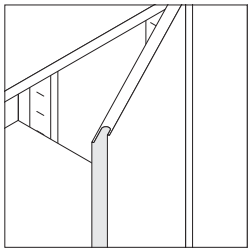

Flush-front pull is integral and full height on the door and full width on the drawers. Pull is available on steel doors and drawers only.

Contemporary pull

Handle pull

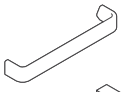

Jazz pull

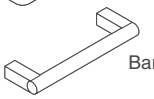

Bar pull

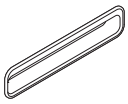

c:scape pull

Proud-front pulls are available in the following styles—contemporary, handle, jazz, and bar. Each pull is 192 mm and available on steel or wood veneer doors and drawers. c:scape pulls (200 mm) are available on steel only.

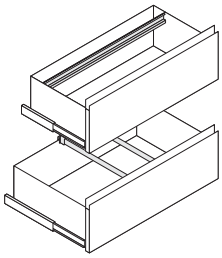

Drawer interiors include one hanging folder bar per drawer in each 18"D case and two rails per drawer in each 24"D case. Alternative interiors are available as options.
Tip: Your specification for optional drawer interiors will apply to all the drawers within a single cabinet.

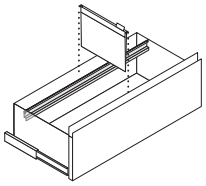

Hanging folder bar accommodates side-to-side filing of letter-, A4 international-, and legal-size file folders. Additional bars are available and must be specified separately.
▶Page 351

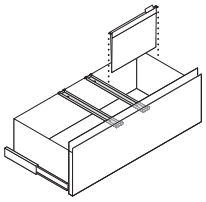

Rails accommodate front-to-back filing of letter-, A4 international-, and legal-size hanging folders. Rail packages accommodate two rows of letter-size files in 30"W and 36"W drawers and three rows of letter-size files in 42"W drawers. See *Storage Capacities* for additional details. Additional rails are available and must be specified separately.
▶Page 350

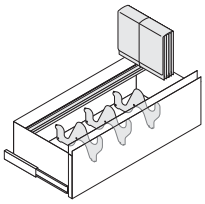

Dividers accommodate side-to-side filing of expandable folders and other objects. Divider packages include three dividers and one hanging folder bar per drawer. Additional dividers are available and must be specified separately.
▶Page 352

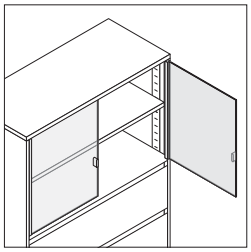

Frosted glass hinged doors are available as an option on certain configurations. Glass doors do not lock. Pulls on glass doors are available in the same finishes as proud-front pulls. On flush-front cabinets, glass door pull finish must be specified. On proud-front cabinets, glass door pull finish will default to finish selected for drawer pulls. Doors ship separately from the case and are field-installed.
Tip: Pull on glass doors is not the same design as drawer pulls.

Safety interlock system allows only one drawer to be opened at a time.



Locks are available factory or field-installed. Factory-installed locks are standard and available keyed random only. Door and drawers are keyed alike. Optional field-installed locks are available with consecutive, specific, and random keying options. Master-keyed locks are also available. Field-installed lock cylinders must be specified separately.
▶*Lock and Keying*, page 444

Individual drawer locks are available as an option for applications where you want to limit access to each drawer. Combination cabinets include a security shield above each drawer to prevent unauthorized access. Individual locking drawers are only available with field-installed locks. Consecutive, specific, and random keying options are available. Master-keyed locks are also available. Field-installed lock cylinders must be specified separately.
▶*Lock and Keying*, page 444

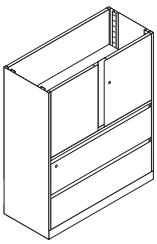

No-top cabinets are available for installations where cabinet will be installed beneath a common top shared among several cabinets. Hardware is included to attach case to worksurface. No-top option reduces height of cabinet by 1".

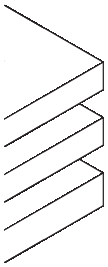

Laminate and wood veneer tops with square-edge profiles are available in place of standard 1"H steel tops. Laminate and wood veneer tops are 3/16" taller than steel tops and will add that dimension to the overall height of the cabinet.

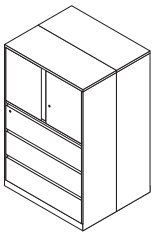

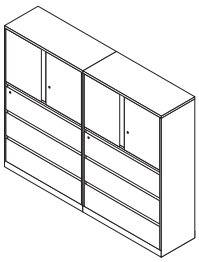

Ganging hardware is included to provide alignment by joining adjacent components side-by-side, back-to-back, or both.

Counterweight packages are required to ensure product stability and are ordered as an option or separately. Product specification pages indicate the correct counterweight package for each style number and any exceptions where counterweights are not required.

Connections

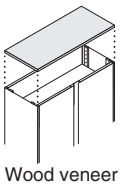

Wood veneer with square edge profile

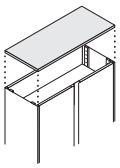

Laminate with square edge profile

Field-installed tops are available in two choices—wood veneer with square edge profile or laminate with square edge profile. Tops can be used on an individual cabinet, or larger tops can be used to connect cabinets.
▶Page 335

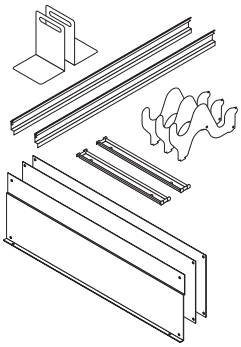

Field-installed accessories are available, including drawer accessories and counterweight packages.
▶Page 350

Floor anchor bracket (for TS Series Storage, TS 200 Series Storage, 900 Series Storage, 800 Series Storage and Universal Storage with 3" base) secures lateral files, towers, workstation verticals, cabinets, or bookcases to the floor for stability or to reduce the risk of hazards during earthquakes in seismic zones. Four bracket packages are required for each cabinet.
Note: **Local seismic requirements vary**. *Compliance with local code requirements is the responsibility of the customer or their authorized agent. For a California Office of Statewide Health Planning and Development (OSHPD) approved anchor bracket, contact Steelcase Specials. Tip: Anchor bracket cannot be used with pedestals.*
▶Page 357

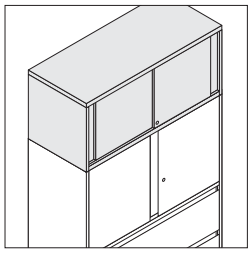

Overfile cabinets are separate components that are field installed on top of lateral files, combination cabinets, storage cabinets, and wardrobe cabinets to provide space for additional files, ring binders, or miscellaneous storage.
▶Page 406

Surface Materials

Cabinet, including steel top, hinged doors, integral pulls, adjustable shelves and fixed shelves
- Paint

Contemporary, handle, jazz, bar, and glass door pulls
- 0835 Black
- 9201 Polished Chrome
- 9211 Nickel
- 9212 Silver

c:scape pull
- 4140 Arctic White Gloss
- 4144 Black Gloss
- 4799 Platinum Metallic

Wood veneer top, hinged doors, and drawer fronts
- Wood veneer—Open pore finishes
- Customiz stain (option)

Laminate top
- Laminate
- Open Line laminate (option)

Glass hinged doors
- Frosted tempered glass

Lock
- 9201 Polished Chrome
- 9250 Ember Chrome (option)

Drawer bodies, hanging folder bars, rails, and dividers
- Black

Application Topics

Storage Capacities and Dimensions
▶Page 452

Counterweight Requirements for Storage Products
▶Pages 7–14

Shipping

Combination cabinets are normally shipped in heavy-duty, recyclable stretch wrap to reduce the amount of corrugated board needed.

Frosted glass hinged doors ship separately from case and must be field-installed.

Counterweight packages ship separately from case and must be field-installed.

Universal Storage Cabinets

Storage cabinets offer high-density storage of a wide range of items for an individual or group.
Tip: Using Universal laminate enhanced storage with Universal steel storage is not recommended.
▶Specifying, page 322

Top is standard 1"H steel on units with steel fronts and standard 1 3/16"H wood veneer on units with wood fronts. Other top options are available.

Pull on proud-front cabinet is available in a variety of shapes.

Finished back is standard.

Lock is standard on all storage cabinets and secures both doors. Locks are standard factory-installed, keyed random.
▶*Lock and Keying*, page 444

Doors are available in steel, laminate, or wood veneer. Hinges are European-style and allow doors to open to 110° for full access to the interior.

Base is 3"H and is integral to the case.

Leveling glides adjust up to 3/4" to install cabinet on uneven floors.

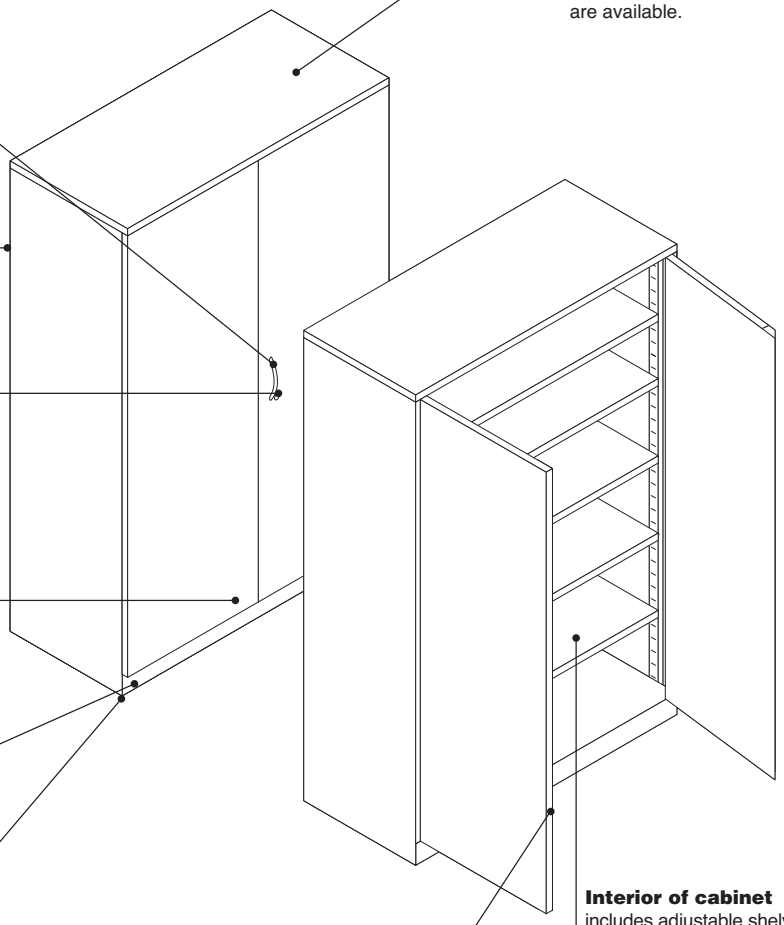

Interior of cabinet includes adjustable shelves. Shelves can be positioned in the interior of the storage cabinet in 3/4-inch vertical increments using a reversible bracket.

Pull on flush-front cabinet is full height and integral.

Product Details

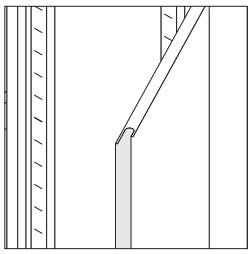

Flush-front pull is full height and integral with the door. Pull is available on steel doors only.

Contemporary pull

Handle pull

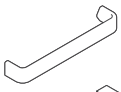

Jazz pull

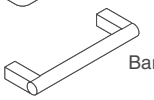

Bar pull

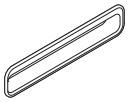

c:scape pull

Proud-front pulls are available in the following styles—contemporary, handle, jazz, and bar. Each pull is 192 mm and available on steel or wood veneer doors. c:scape pulls (200 mm) are available on steel only.

Actual Dimensions

Depth with flush steel front	18" and 23 1/8"
Depth with proud steel, laminate, or wood front	18 7/8" and 24"
Width	30", 36", and 42"
Height	28", 40", 52", 65 1/2", and 83 1/2"



Locks are available factory or field-installed. Factory-installed locks are standard and available keyed random only. Optional field-installed locks are available with consecutive, specific, and random keying options. Master-keyed locks are also available. Field-installed lock cylinders must be specified separately.
▶*Lock and Keying*, page 444

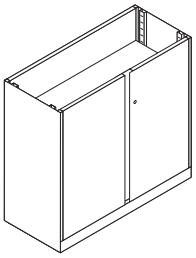

No-top cabinets are available as an option for installations where cabinet will be installed under a worksurface or beneath a common top shared among several cabinets. Hardware is included to attach case to worksurface. No-top option reduces height of cabinet by 1".

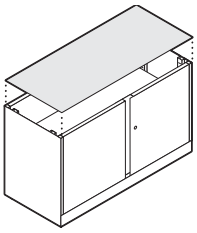

Security top is available as an option for installations where the cabinet will be installed beneath a worksurface, but not physically attached. A thin steel top prevents unauthorized access to the contents of the cabinet. Security top is not structural and can only be specified on 28"H cabinets. Security top reduces overall height of cabinet to approximately 27"H.

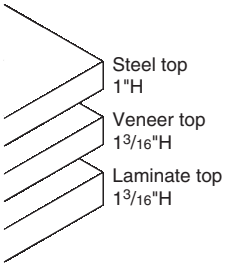

Laminate and wood veneer tops with square-edge profiles are available in place of standard 1"H steel tops. Laminate and wood veneer tops are 3/16" taller than steel tops and will add that dimension to the overall height of the cabinet.

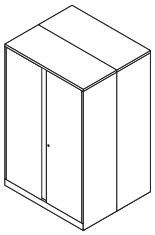

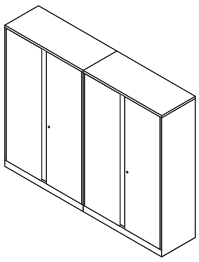

Ganging hardware is included to provide alignment by joining adjacent components side-by-side, back-to-back, or both.

Counterweight packages are required to ensure product stability and are ordered as an option or separately. Product specification pages indicate the correct counterweight package for each style number and any exceptions where counterweights are not required.

Connections

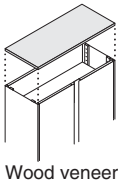

Wood veneer with square edge profile

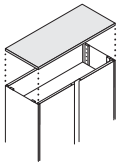

Laminate with square edge profile

Field-installed tops are available in two choices—wood veneer with square edge profile or laminate with square edge profile. Tops can be used on an individual cabinet, or larger tops can be used to connect cabinets.
▶Page 335

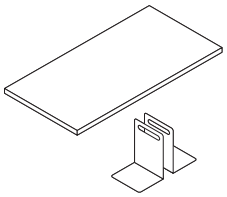

Field-installed accessories are available, including shelf bookends and adjustable shelves.
▶Page 350

Floor anchor bracket (for TS Series Storage, TS 200 Series Storage, 900 Series Storage, 800 Series Storage and Universal Storage with 3" base) secures lateral files, towers, workstation verticals, cabinets, or bookcases to the floor for stability or to reduce the risk of hazards during earthquakes in seismic zones. Four bracket packages are required for each cabinet.
Note: **Local seismic requirements vary**. *Compliance with local code requirements is the responsibility of the customer or their authorized agent. For a California Office of Statewide Health Planning and Development (OSHPD) approved anchor bracket, contact Steelcase Specials. Tip: Anchor brackets cannot be used with pedestals.*
▶Page 357

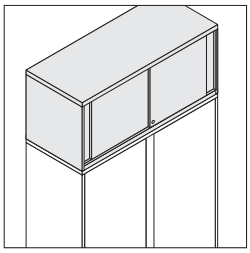

Overfile cabinets are separate components that are field installed on top of lateral files, combination cabinets, storage cabinets, and wardrobe cabinets to provide space for additional files, ring binders, or miscellaneous storage.
▶Page 406

Surface Materials

Cabinet, including steel top, hinged doors, integral pulls, and adjustable shelves
- Paint

Contemporary, handle, jazz, and bar pulls
- 0835 Black
- 9201 Polished Chrome
- 9211 Nickel
- 9212 Silver

c:scape pull
- 4140 Arctic White Gloss
- 4144 Black Gloss
- 4799 Platinum Metallic

Wood veneer top and hinged doors
- Wood veneer—Open pore finishes
- Customiz stain (option)

Laminate top
- Laminate
- Open Line laminate (option)

Lock
- 9201 Polished Chrome
- 9250 Ember Chrome (option)

Application Topics

Storage Capacities and Dimensions
▶Page 452

Counterweight Requirements for Storage Products
▶Pages 7–14

Shipping

Storage cabinets are normally shipped in heavy-duty, recyclable stretch wrap to reduce the amount of corrugated board needed.

Universal Wardrobe Cabinets

Wardrobe cabinets offer coat and other flexible storage for an individual or group.
Tip: Using Universal laminate enhanced storage with Universal steel storage is not recommended.
▶Specifying, page 386

Doors are available in steel, laminate, or wood veneer. Hinges are European-style and allow doors to open to 110° for full access to the interior.

Finished back is standard.

Coat rod runs full length of the wardrobe or is 9" in cabinets with partition.

Pull on flush-front cabinet is full height and integral.

Base is 3"H and is integral to the case.

Leveling glides adjust up to ¾" to install wardrobe on uneven floors.

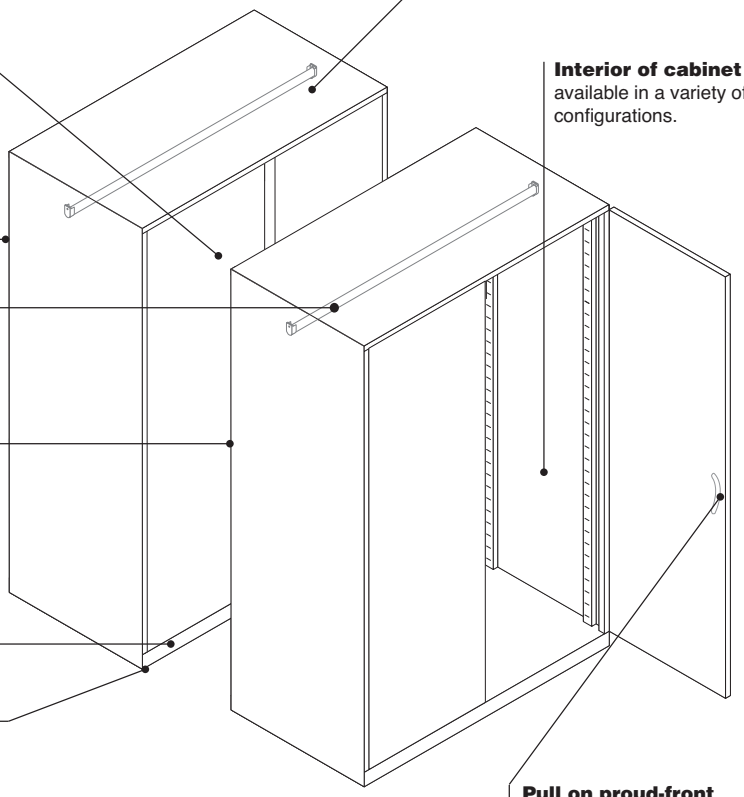

Top is standard 1"H steel on units with steel fronts and standard 1 3/16"H wood veneer on units with wood fronts. Other top options are available.

Interior of cabinet is available in a variety of configurations.

Pull on proud-front cabinet is available in a variety of shapes.

Lock is standard on all wardrobes and secures both doors. Locks are standard factory-installed, keyed random.
▶*Lock and Keying*, page 444

Product Details

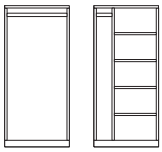

Interior of wardrobe is available in two different configurations:
- Side-to-side coat rod in 24"D wardrobe
- Combination interiors with adjustable shelves and a coat rod in 24"D wardrobes

Tip: Coat space is 6"W and is always on the left-hand side of wardrobes with combination interiors.

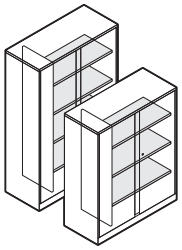

Combination interiors contain three adjustable shelves in each 52"H wardrobe and four adjustable shelves in each 65½"H. Shelves can be positioned in ¾" vertical increments using a reversible bracket.

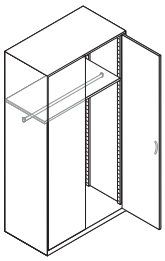

Fixed shelf is standard in 83½"H wardrobes at approximately the 61½"H position with the coat rod or combination interior just below that position.

Actual Dimensions

Depth with flush steel front	23⅛"
Depth with proud steel, laminate, or wood front	24"
Width	30" and 36"
Height	52", 65½", and 83½"

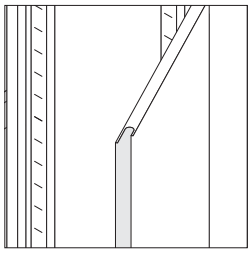

Flush-front pull is full height and integral with the door. Pull is available on steel doors only.

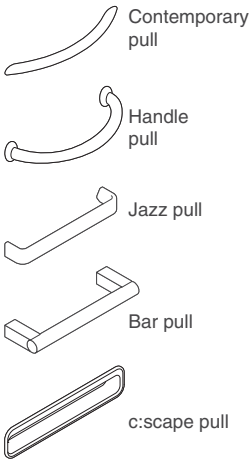

Proud-front pulls are available in the following styles—contemporary, handle, jazz, and bar. Each pull is 192 mm and available on steel or wood veneer doors. c:scape pulls (200 mm) are available on steel only.

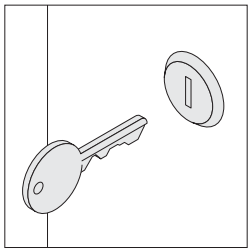

Locks are available factory or field-installed. Factory-installed locks are standard and available keyed random only. Optional field-installed locks are available with consecutive, specific, and random keying options. Master-keyed locks are also available. Field-installed lock cylinders must be specified separately.
▶*Lock and Keying*, page 444

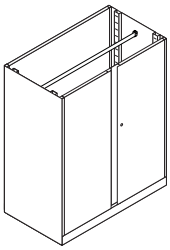

No-top cabinets are available as an option for installations where the wardrobe will be installed beneath a common top shared among several cabinets. Hardware is included to attach case to worksurface. No-top option reduces height of cabinet by 1".

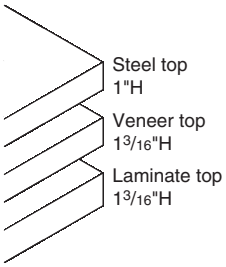

Laminate and wood veneer tops with square-edge profiles are available in place of standard 1"H steel tops. Laminate and wood veneer tops are 3/16" taller than steel tops and will add that dimension to the overall height of the cabinet.

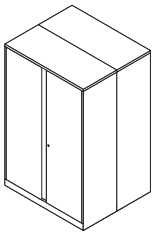

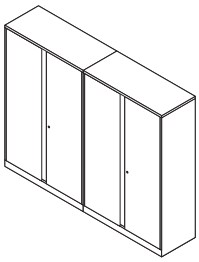

Ganging hardware is included to provide alignment by joining adjacent components side-by-side, back-to-back, or both.

Counterweight packages are required to ensure product stability and are ordered as an option or separately. Product specification pages indicate the correct counterweight package for each style number and any exceptions where counterweights are not required.

Connections

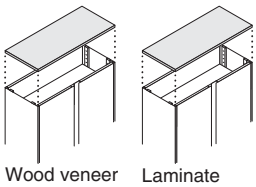

Wood veneer with square edge profile

Laminate with square edge profile

Field-installed tops are available in two choices—wood veneer with square edge profile or laminate with square edge profile. Tops can be used on an individual wardrobe, or larger tops can be used to connect wardrobes and other cabinets.
▶Page 335

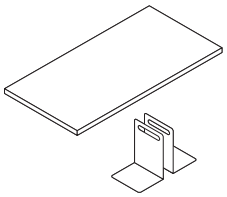

Field-installed accessories are available, including shelf bookends and adjustable shelves.
▶Page 350

Floor anchor bracket (for TS Series Storage, TS 200 Series Storage, 900 Series Storage, 800 Series Storage and Universal Storage with 3" base) secures lateral files, towers, workstation verticals, cabinets, or bookcases to the floor for stability or to reduce the risk of hazards during earthquakes in seismic zones. Four bracket packages are required for each cabinet.
Note: **Local seismic requirements vary**. *Compliance with local code requirements is the responsibility of the customer or their authorized agent.*
For a California Office of Statewide Health Planning and Development (OSHPD) approved anchor bracket, contact Steelcase Specials.
Tip: Anchor bracket cannot be used with pedestals.
▶Page 357

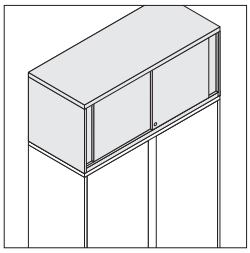

Overfile cabinets are separate components that are field installed on top of lateral files, combination cabinets, storage cabinets, and wardrobe cabinets to provide space for additional files, ring binders, or miscellaneous storage.
▶Page 406

Surface Materials

Wardrobe, including steel top, hinged doors, integral pulls, adjustable shelves, and fixed shelves
- Paint

Contemporary, handle, jazz, and bar pulls
- 0835 Black
- 9201 Polished Chrome
- 9211 Nickel
- 9212 Silver

c:scape pull
- 4140 Arctic White Gloss
- 4144 Black Gloss
- 4799 Platinum Metallic

Wood veneer top and hinged doors
- Wood veneer—Open pore finishes
- Customiz stain (option)

Laminate top
- Laminate
- Open Line laminate (option)

Lock
- 9201 Polished Chrome
- 9250 Ember Chrome (option)

Coat rod
- Black with black supports

Application Topics

Storage Capacities and Dimensions
▶ Page 452

Counterweight Requirements for Storage Products
▶ Pages 7–14

Shipping

Wardrobes are normally shipped in heavy-duty, recyclable stretch wrap to reduce the amount of corrugated board needed.

Universal Bookcases

Bookcases offer convenient storage for binders, books, and other objects.
Tip: Using Universal laminate enhanced storage with Universal steel storage is not recommended.
▶Specifying, page 330

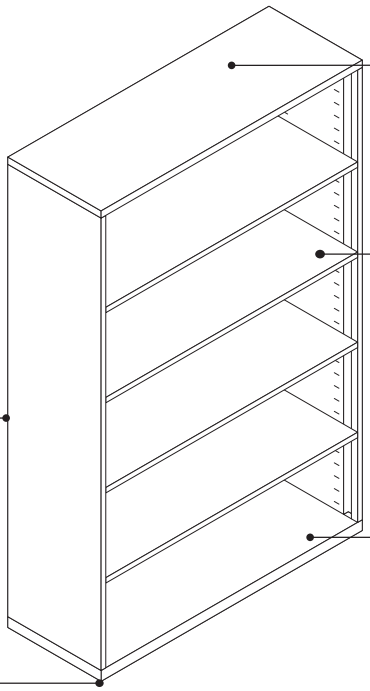

Top is standard 1"H steel. Other top options are available.

Shelves adjust in ¾" vertical increments using a reversible bracket.

Finished back is standard.

Base is 1½"H and is integral to the case.

Leveling glides adjust up to ¾" to install bookcase on uneven floors.

Product Details

Bookcases are available with adjustable shelves. Shelves can be repositioned without using tools. Additional shelves can be ordered separately and installed on site.

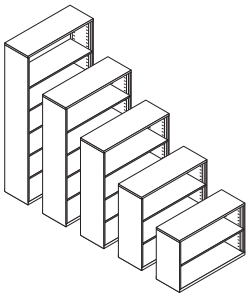

Number of adjustable shelves per bookcase depends on case height:

28"H	1 adjustable shelf
40"H	2 adjustable shelves
53½"H	3 adjustable shelves
65½"H	4 adjustable shelves
83½"H	5 adjustable shelves

Actual Dimensions

Depth	15"
Width	24", 30", 36", and 42"
Height	28", 40", 53½", 65½", and 83½"

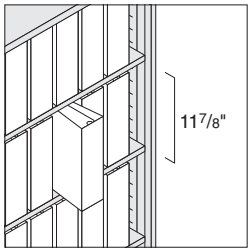

Standard-size binders will fit in bookcases with adjustable shelves. Space between adjustable shelves is 11⅞".
Exception: Bottom space is 12"H and top space varies depending upon the overall case height:

28"H	12⅝" top space
40"H	11⅞" top space
53½"H	11⅝" top space
65½"H	11⅞" top space
83½"H	17⅛" top space

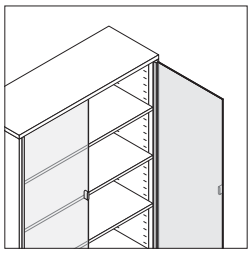

Frosted glass hinged doors are available as an option on all bookcases. Glass doors do not lock. Pulls on glass doors are available in four finishes. Doors ship separately from the bookcase and are field-installed.

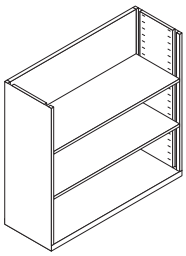

No-top bookcases are available for installations where bookcase will be installed under a worksurface or beneath a common top shared among several bookcases. Hardware is included to attach case to worksurface. No-top option reduces height of bookcase by 1".

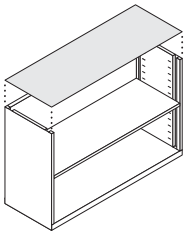

Security top is available as an option for installations where the bookcase will be installed beneath a worksurface, but not physically attached. Security top is not structural and can only be specified on 28"H bookcases. Security top reduces overall height of bookcase to approximately 27"H.
Tip: Security top must not be used with frosted glass hinged doors.

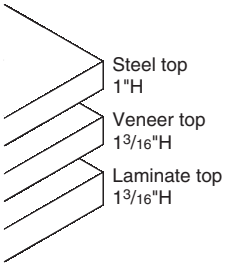

Laminate and wood veneer tops with square-edge profiles are available in place of standard 1"H steel top. Laminate and wood veneer tops are 3/16" taller than steel tops and will add that dimension to the overall height of the bookcase.

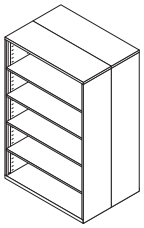

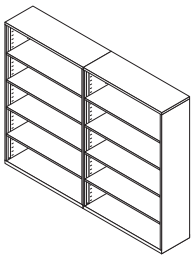

Ganging hardware is included to provide alignment by joining adjacent components side-by-side, back-to-back, or both.

Counterweight packages are required to ensure product stability and are ordered as an option or separately. Product specification pages indicate the correct counterweight package for each style number and any exceptions where counterweights are not required.

Connections

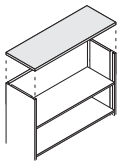

Wood veneer with square edge profile

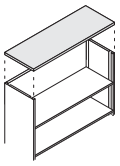

Laminate with square edge profile

Field-installed tops are available in two choices—wood veneer with square edge profile or laminate with square edge profile. Tops can be used on an individual bookcase, or larger tops can be used to connect bookcases.
▶Page 335

1½"H bases on Universal bookcases do not align with 3"H bases on Universal pedestal, laterals, towers, or cabinets.

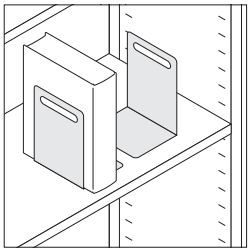

Shelf bookends, specified separately, are available for use on adjustable shelf.
▶Page 353

Floor anchor bracket (for TS Series Storage, TS 200 Series Storage, 900 Series Storage, 800 Series Storage and Universal Storage with 3" base) secures lateral files, towers, workstation verticals, cabinets, or bookcases to the floor for stability or to reduce the risk of hazards during earthquakes in seismic zones. Four bracket packages are required for each cabinet.
Note: **Local seismic requirements vary**. *Compliance with local code requirements is the responsibility of the customer or their authorized agent.*
For a California Office of Statewide Health Planning and Development (OSHPD) approved anchor bracket, contact Steelcase Specials.
Tip: Anchor bracket cannot be used with pedestals.
▶Page 357

Surface Materials

Bookcase, including steel top, shelves, and counterweight cover
- Paint

Adjustable shelf brackets
- Black

Wood veneer top
- Wood veneer—Open pore finishes
- Customiz stain (option)

Laminate top
- Laminate
- Open Line laminate (option)

Glass hinged doors
- Frosted tempered glass

Pulls on glass doors
- 0835 Black
- 9201 Polished Chrome
- 9211 Nickel

Application Topics

Storage capacities and dimensions
▶Page 452

Counterweight Requirements for Storage Products
▶Pages 7–14

Shipping

Bookcases are normally shipped in heavy-duty, recyclable stretch wrap to reduce the amount of corrugated board needed.

Glass hinged doors ship separately from case and must be field-installed.

Counterweight packages ship separately from case and must be field-installed.

Understanding Storage Tops, Connectors, Supports, Shelves, and Accessories

Field-Installed Tops

Steel Security Tops **104**

Square Edge Tops **104**

Square Edge Tops with 1/2" Cord Drop **105**

Connectors

Worksurface-to-Tower Connectors **106**

Storage-to-Panel Connectors **106**

Storage-to-Beam Connectors **107**

Supports

Answer Beam Stanchion Supports **108**

Mid-Storage Supports **109**

Adjustable Shelves **110**

Steel Storage Accessories **111**

Field-Installed Tops

Steel Security Tops
with flush or proud front

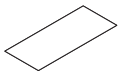

▶ Specifying, page 333

Product Details

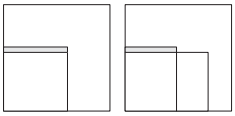

Flush front Proud front

Steel security tops are available as an option on select 28"H storage products. They can also be ordered separately for field installations.

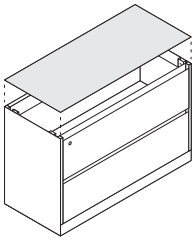

Security top is available for installations where a lateral file, storage cabinet, or bookcase will be installed beneath a worksurface, but not physically attached. Security top is not structural.

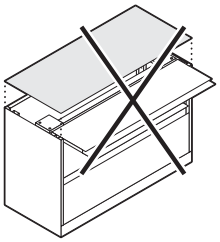

Security top cannot be installed on a file with a lift-up door in the top position.

Connections

Not all top sizes are intended for use on all furniture. See *Specifying* pages to determine the appropriate-sized top for your furniture.

Steel security tops with flush fronts can be used on the following:
- Lateral files
- Storage cabinets
- Bookcases

Steel security tops with proud fronts can be used on the following:
- Lateral files
- Storage cabinets

Attachment hardware ships with the file cabinet. *Tip: Additional screws can be ordered from Service Parts: 855010126MP (quantity of 100).*

Surface Materials

Top
- Paint

Actual Dimensions

Flush-front tops

Depth	15", 18", or 23⅛"
Width	24", 30", 36", or 42"
Height	1/16"

Proud-front tops

Depth	18" or 23⅛"
Width	30", 36", or 42"
Height	1/16"

Square Edge Tops
with flush or proud front

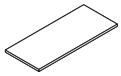

▶ Specifying, page 335

Product Details

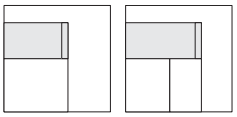

Flush front Proud front

Square edge tops can be specified as an option on most storage products. They can also be ordered separately for field installation.

Edge profile is plastic on laminate top and is specified separately from laminate color.

Connections

Not all top sizes are intended for use on all furniture. See *Specifying* pages to determine the appropriate sized top for your furniture.

Square edge tops with flush fronts can be used on the following:
- Lateral files
- Combination cabinets
- Storage cabinets
- Wardrobe cabinets
- Bookcases

Square edge tops with proud fronts can be used on the following:
- Lateral files
- Combination cabinets
- Storage cabinets
- Wardrobe cabinets

Attachment hardware ships with the top.

Contact Specials for common tops placed over group storage and placed back-to-back to ensure correct sizing for the application.

Surface Materials

Top
- Laminate
- Open Line laminate (option)
- Wood
- Customiz stain (option on wood)
- Full-fill finish (option on wood)
- Plastic side-edge

Actual Dimensions

Flush-front tops

Depth	15", 18", 23⅛", 30 1/16", 36 1/16", or 46 5/16"
Width	24", 30", 36", 42", 48 1/16", 60 1/16", 66 1/16", 72 1/16", 78 1/16", 84 1/16", 90⅛", 96⅛", or 108⅛"
Height	1 3/16"

Proud-front tops

Depth	18 7/8", 24", 37 13/16", or 48 1/16"
Width	24", 30", 36", 42", 48 1/16", 60 1/16", 66 1/16", 72 1/16", 78 1/16", 84 1/16", 90⅛", 96⅛", or 108⅛"
Height	1 3/16"

Application Topics

Field-installed tops can also be used with pedestals to create credenzas, but the tops will overhang the pedestals by ½" at the back.

Square edge tops with ½" cord drop allow multiple low storage units to be combined under one surface, while allowing access to power and room for cables.

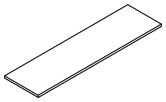

▶ Specifying, page 339

Square edge top with ½" cord drop power access door is available in the following configurations.

	Power Access Door Location						
Width of Square Edge Top	**Center**	**Left**	**Right**	**Left and Right**	**Left and Center**	**Right and Center**	**Left, Right, and Center**
30"W	●						
36"W to 48"W	●	●	●				
54"W to 66"W	●	●	●	●			
72"W to 96"W	●	●	●	●	●	●	●

Product Details

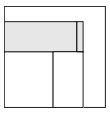

Proud front

Square edge tops align with proud front Universal laminate enhanced storage units.

Edge profile is plastic on laminate top and is specified separately from laminate color.

Square edge tops with ½" cord drop can be used on the following:
- One-High lateral files
- 1.5-High lateral files
- Two-High lateral files
- Credenzas

Attachment hardware ships with the top.

Wiring and Cabling

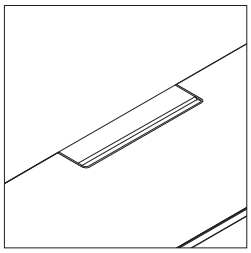

Power access door is optional on square edge tops, and allows access to power receptacles.

Tip: Specify Universal storage with recessed backs for use in conjunction with power access door on square edge top.

Application Topics

Square edge tops with ½" cord drop should be used to access power in applications where laminate storage is parallel to Answer beam.

Specify recessed back option on low storage when using square edge tops with ½" cord drop and optional power access door to access power.

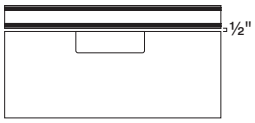

Square edge top feature ½" cord drop along the back edge to allow cords to drop below the worksurface anywhere along the back edge.

Square edge top with ½" cord drop should be used with 1.5-High and Two-High Universal laminate enhanced laterals with recessed back option to provide access to the power at the 20"H location on the beam.

Square edge top with ½" cord drop are not needed with One-High Universal laminate enhanced laterals because the power access on the beam at 20"H is not blocked by the storage.

Surface Materials

Laminate
- Open Line laminate (option)

Edge
- Plastic

Power access door
- 4799 Platinum Metallic
- 7207 Black
- 7241 Arctic White
- 7360 Merle
- 8043 Clear Anodized Aluminum

Door bezel
- 6527 Merle

Actual Dimensions

Square edge tops

Depth	18⅜" or 23½"
Width	30", 36", 42", 48", 54", 60", 66", 72", 78", 84", 90", or 96"
Height	1³⁄₁₆"

Connectors

Worksurface-to-Tower Connectors

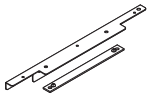

▶Specifying page 342
Tip: Cannot be used with universal laminate enhanced storage.

Product Details



Connects worksurface to tower eliminating the need for other worksurface supports such as legs or end supports next to the tower.
▶See *Answer Solutions Specification Guide* for Application Rules for Panel Stability.

Surface Materials

Connector
- Paint

Actual Dimensions

Depth: 20", 26"

Storage-to-Panel Connectors

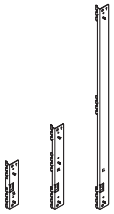

▶Specifying page 342
Tip: For use with universal steel storage only.

Product Details

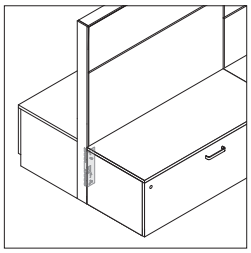

Low storage-to-panel connector connects One-High laterals and cabinets to panel to provide added stability to panels and eliminate the need for return panels.

Overhead storage or panels over 48"H can not be used in conjunction with low storage-to-panel connector.

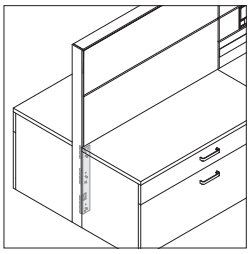

Medium storage-to-panel connector connects 1.5-High, Two-High, Three-High laterals and cabinets to panel to provide added stability to panels and eliminate the need for return panels.

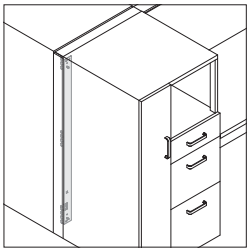

Tall storage-to-panel connector connects towers to panels to provide added stability to panels and eliminate the need for return panels.
▶See *Answer Solutions Specification Guide* for Application Rules for Panel Stability.

Surface Materials

Connector
- Black paint only

Actual Dimensions

Height: 8¾", 16", 39⅝"

Storage-to-Beam Connectors
For use with Answer Beam engage beam junctions to storage to provide stability and support to a beam segment.

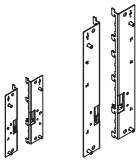

▶ Specifying, page 343

Product Details

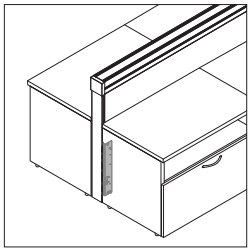

Low storage-to-beam connectors attach One-High Universal laminate enhanced storage to beams.

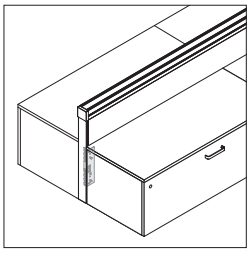

Medium storage-to-beam connectors attach 1.5-High and Two-High Universal laminate enhanced storage to a beam segment.

Storage-to-beam connectors are available in versions for use with fabric and steel skins or with laminate and wood skins.
Tip: Specify appropriate bracket for beam skin to ensure optimal stability.

Connections

Storage-to-beam connector engages into slots in beam junction.

Storage-to-beam connector attaches to laminate storage back with screws and defaces the back side of the storage unit.

Recessed back laminate storage requires unique storage-to-beam connector bracket.

Surface Materials

Connectors
- Black paint only

Actual Dimensions

Height 10 3/16" or 16 3/8"

Storage Accessories

Supports

Stanchion supports allow parallel and perpendicular attachment of laminate overhead storage or organizer to a beam.



▶ Specifying, page 346

Product Details

Answer beam stanchions come in a pair. Both stanchions are used in both parallel and perpendicular storage applications.

Single-sided stanchion supports allow perpendicular attachment of overhead storage biased to one side of a beam.

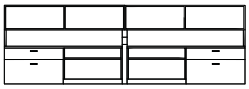

Shared stanchion supports allow for parallel attachment of a single overhead centered over a beam, or for two perpendicular overhead storage units.

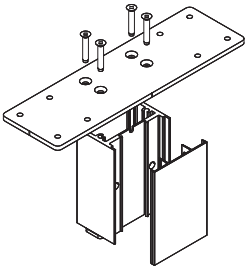

Stanchion support cover conceals attachment hardware.

Application Topics

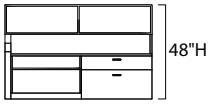

Universal laminate enhanced overheads supported by beam stanchions align with fabric screens and boundary screens at 48"H.

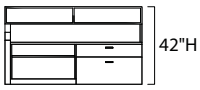

Universal laminate enhanced organizers supported by beam stanchions align with fabric screens and boundary screens at 42"H.

Connections

Attachment hardware is standard with stanchion supports to secure the support to the overhead storage unit and the beam.

Stanchion supports attach directly into beam rail and can be positioned anywhere along the beam.

Stanchion supports screw into underside of overhead storage.

Surface Materials

Paint

- 4799 Platinum Metallic

Actual Dimensions

Single Sided	
Support Height	4½"
Width	4"
Depth	3"
Height with Overhead	48"H
Height with Organizer	42"H

Double Sided/Shared	
Support Height	4½"
Width	10"
Depth	3"
Height with Overhead	48"H
Height with Organizer	42"H

Mid-storage supports allow overheads and organizers to be mounted perpendicular to a beam segment.

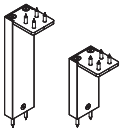

▶ Specifying, page 347

Product Details

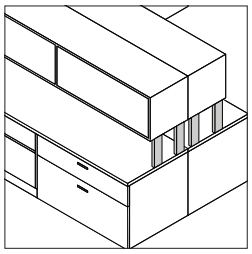

Mid-storage supports attach to 1.5-High and Two-High laminate storage or beam-tethered worksurfaces to support the opposite end of stanchion-mounted storage on an Answer beam.

Connections

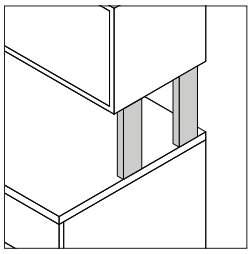

Single overhead configuration require two mid-storage supports per end.

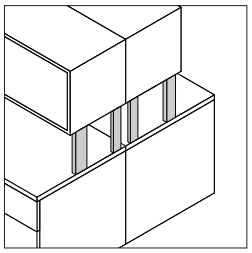

Overheads in back-to-back configuration cannot share a center mid-storage support. Two mid-storage supports must be used side by side.

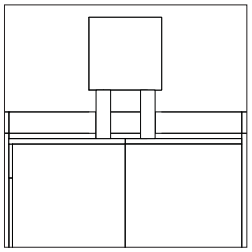

Overhead storage supported by mid-storage supports can span two lower storage units.

Mid-storage support defaces the top of the lower laminate storage or worksurface it attaches to.

Attachment hardware is standard with mid-storage supports to secure the support to an overhead storage unit and a worksurface in the field.

Application Topics

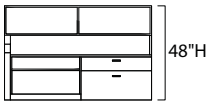

Universal laminate enhanced overheads supported by mid-storage supports align with fabric screens and boundary screens at 48"H.

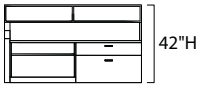

Universal laminate enhanced organizers supported by mid-storage supports are 42"H above finished floor.

When using mid-storage supports on low storage, omit the storage top and specify squared edge to achieve the correct alignment.

Surface Materials

Paint

- 4799 Platinum Metallic

Actual Dimensions

1.5-High Support	
Support Height	10½"
Aligned Height with Organizer	42"
Aligned Height with Overhead	48"

Two-High Support	
Support Height	4½"
Aligned Height with Organizer	42"
Aligned Height with Overhead	48"

Steelcase
June 2019

Adjustable Shelves

Adjustable Steel Standard Shelves
For use with towers

▶ Specifying, page 348

Product Details

Adjustable steel shelves are included with certain open side and full front tower configurations. Additional shelves are available for field installation.

Connections

Not all adjustable shelf sizes are intended for use on all furniture.

Adjustable steel shelves can be used on the following:
- Open side towers
- Dual door towers
- Full front towers

Four adjustable brackets ship with the adjustable shelf.

Surface Materials

Adjustable shelf
- Paint

Adjustable standard brackets
- Black

Actual Dimensions

Depth	24" or 30"
Width	15"
Height	¾"

Adjustable Glass Shelves
For use with open side towers only

▶ Specifying, page 348

Product Details

Adjustable glass shelves are included with open side towers that are ordered with the glass shelves option. Additional shelves are available for field installation.

Connections

Four adjustable brackets ship with the adjustable shelf.

Surface Materials

Adjustable shelf
- Frosted glass

Adjustable brackets
- Black

Actual Dimensions

Depth	24" or 30"
Width	15"
Height	⅜"

Adjustable Steel Standard Shelves
For use with steel storage cabinets, storage cabinets, wardrobe cabinets, overfile cabinets, and bookcases.

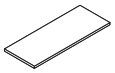

▶ Specifying, page 349

Product Details

Adjustable steel shelves are included with combination cabinets, storage cabinets, wardrobe cabinets, and bookcases. Additional shelves are available for field installation.

Connections

Not all adjustable shelf sizes are intended for use on all furniture.

Adjustable steel shelves can be used on the following:
- Combination cabinets
- Storage cabinets
- Wardrobe cabinets
- Overfile cabinets
- Bookcases

Four adjustable brackets ship with the adjustable shelf.

Surface Materials

Adjustable shelf
- Paint

Adjustable standard brackets
- Black

Actual Dimensions

Depth	15", 18", or 24"
Width	24", 30", 36", or 42"
Height	¾"

Steel Storage Accessories

Rails for Pedestals, Towers, and Workstation Verticals

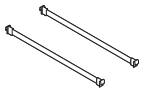

▶Specifying, page 350

Product Details

Rails accommodate side-to-side filing of letter-, A4 international-, and legal-size hanging folders.
Tip: 17½"D and 18⅞"D pedestals do not accommodate legal-size hanging folders.

Rail packages are available in quantities of two rails.

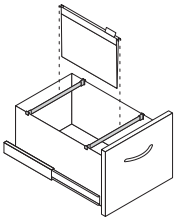

Rails can be used for side-to-side filing in 12"H file drawers of the following:
- Open side towers
- Dual door towers
- Full front towers
- Vertical drawer towers
- Workstation verticals
- Fixed pedestals (manufactured after February 22, 2004)
- Mobile pedestals (manufactured after February 22, 2004)

Tip: For pedestals manufactured on or before February 22, 2004, see Service Parts catalog.
Tip: Fixed pedestals and mobile pedestals require a set of two rails for side-to-side filing.

Surface Materials

Rails
- Black

Actual Dimensions

Width 12"

Dividers for Pedestals, Towers, and Workstation Verticals

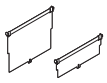

▶Specifying, page 350

Product Details

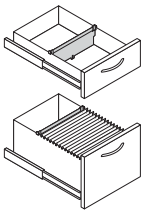

Dividers are available for use in 6"H box drawers and 12"H file drawers of the following:
- Open side towers
- Dual door towers
- Full front towers
- Vertical drawer towers
- Fixed pedestals (manufactured after February 22, 2004)
- Mobile pedestals (manufactured after February 22, 2004)

Tip: For pedestals manufactured on or before February 22, 2004, see Service Parts catalog.

Dividers ship in a package of two and ten.

Surface Materials

Dividers
- Black

Actual Dimensions

For use in 6"H drawers

Width 12"

For use in 12"H drawers

Width 12"

Pencil Tray and Reference Shelf for Pedestals, Towers, and Workstation Verticals

▶ Specifying, page 351

Product Details

Pencil tray and reference shelf are used in:
- Open side towers
- Dual door towers
- Full front towers
- Vertical drawer towers
- Workstation verticals
- Fixed pedestals (manufactured after February 22, 2004)
- Mobile pedestals (manufactured after February 22, 2004)

Tip: For pedestals manufactured on or before February 22, 2004, see Service Parts catalog.

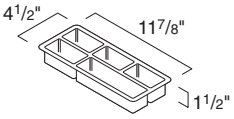

Pencil tray is available to hold small office supplies. One pencil tray is shipped standard with each pedestal tower, or workstation vertical that is equipped with one or more 6"H box drawers.

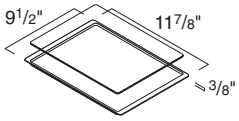

Reference shelf protects reference papers in box drawers. Shelf rests on top of drawer edges and can slide the entire depth of the drawer. A clear plastic insert is standard with each reference shelf.

Surface Materials

Pencil tray and reference shelf
- Black

Insert for reference shelf
- Clear plastic

Actual Dimensions

Pencil tray	
Depth	4½"
Width	11⅞"
Height	1½"
Reference shelf	
Depth	9½"
Width	11⅞"
Height	⅜"

Hanging Folder Bars for Lateral Files, Combination Cabinets, 900 Series, 800 Series, and TS 200 Series

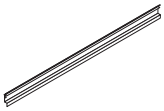

▶ Specifying, page 351

Product Details

Hanging folder bar accommodates side-to-side filing of letter-, A4 international-, and legal-size hanging folders.

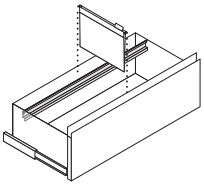

Hanging folder bars can be used in 12"H and 15"H lateral file drawers and 12"H roll-out shelves of the following:
- Lateral files
- Combination cabinets

Tip: For legal-size filing, hanging file folder frames are not needed in drawers because drawer edges support folders.

Hanging folder bars ship individually in a package of one.

Surface Materials

Hanging folder bar
- Black

Actual Dimensions

Depth	¼"
Width	30", 36", or 42"
Height	1"

Rails for Lateral Files and Combination Cabinets

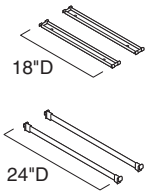

▶ Specifying, page 352

Product Details

Rails accommodate front-to-back filing of letter-, A4 international-, and legal size hanging folders.

Rail packages are available in quantities of two or four rails.

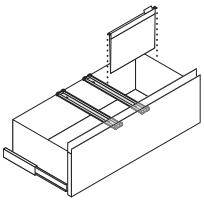

Rails can be used for front-to-back filing in 12"H and 15"H lateral file drawers and 12"H roll-out shelves of:
- Lateral files
- Combination cabinets

Surface Materials

Rails
- Black

Actual Dimensions

Depth	18" or 24"

Dividers for Lateral Files and Combination Cabinets

Dividers for 12" opening

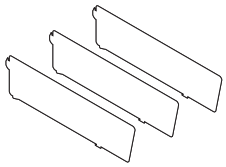

Dividers for 6" opening

▶Specifying, page 352

Product Details

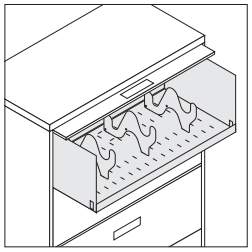

Divides space in 6"H or 12"H roll-out shelves and 6"H or 12"H drawers to allow side-to-side filing of file folders in 2" increments.

Tip: Dividers do not extend the full depth of a shelf or drawer.

Specifying

Dividers are available as an option for products with the appropriate-size drawers or roll-out shelves. Additional dividers can also be ordered separately.

Shipped in carton of three.

Surface Materials

Divider
- Black only

Actual Dimensions

For 12"H opening	
Depth	11⅞"
Width	1/16"
Height	6¼"
For 6"H opening	
Depth	13½"
Width	1/16"
Height	3⅝"

Shelf Divider Assembly

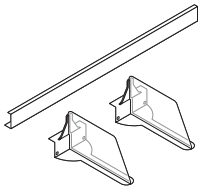

▶Specifying, page 353

Product Details

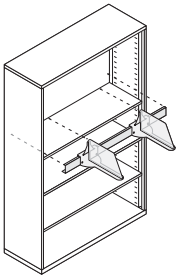

Shelf divider assembly divides space in any storage unit with a 30"W, 36"W, or 42"W shelf. The bracket attaches to the back of the shelf and supports the two dividers, which slide side to side along the width of the bracket.

Connections

Shelf divider assembly can be used with the following:
- Lateral files
- Combination cabinets
- Storage cabinets
- Bookcases
- Overfiles

Surface Materials

Bracket
- Black

Dividers
- Clear plastic

Actual Dimensions

Depth of dividers	10¾"
Width of dividers	4" at the base ½" at the top
Width of bracket	30", 36", or 42"
Height of dividers	4½"

Bookends

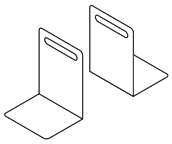

▶Specifying, page 353

Product Details

Divides space in fixed and adjustable shelves.

Surface Materials

Bookend
- 6695 Midnight only

Actual Dimensions

Depth	5¼"
Width	6"
Height	8"

Wood Drawer Pulls

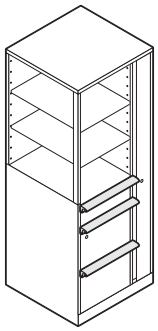

▶Specifying, page 354

Product Details

Wood drawer pulls can be used with Universal open side towers, dual door towers, vertical drawer towers, workstation verticals, lateral files, and combination cabinets with flush fronts. They can also be used on 900 Series lateral file drawers.

Wood drawer pulls attach to the pull with double-sided tape.
Tip: 15"W wood drawer pull cannot be used on Universal towers and workstation verticals manufactured before October 17, 2005.

Specifying

Must be ordered separately for field installation on Universal towers and workstation verticals.

Can be ordered as an option on Universal pedestals with flush fronts.

Surface Materials

Wood drawer pulls
- Open pore finish
- Customiz stain (option)

Actual Dimensions

Depth	1¾"
Width	14 11/32", 28 9/32", 34 9/32", and 40 9/32"
Height	1⅝"

Attachment Brackets

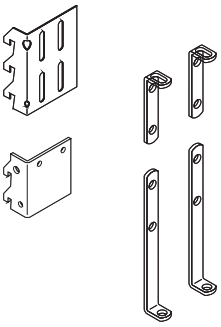

▶Specifying, page 356

Product Details



Connects file to Avenir panel to enhance panel stability. Attaches to file with screws.

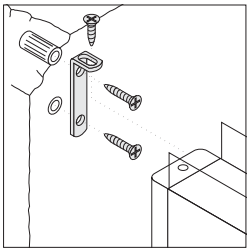

Attaches to top and bottom of Avenir panel that is perpendicular to file that is the same height or taller than panel (excluding the top cap). Attaches to file with screws.

Specifying

Must be ordered separately for field installation.

Surface Materials

Bracket
- Black paint only

Anchor Bracket Package

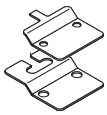

▶ Specifying, page 357

Product Details

Floor anchor bracket (for TS Series Storage, TS 200 Series Storage, 900 Series Storage, 800 Series Storage and Universal Storage with 3" base) secures lateral files, towers, workstation verticals, cabinets, or bookcases to the floor for stability or to reduce the risk of hazards during earthquakes in seismic zones.
Note: **Local seismic requirements vary**. *Compliance with local code requirements is the responsibility of the customer or their authorized agent. For a California Office of Statewide Health Planning and Development (OSHPD) approved anchor bracket, contact Steelcase Specials. Tip: Anchor brackets cannot be used with pedestals.*

Anchor bracket package includes brackets and attachment hardware.

Surface Materials

Anchor brackets
- Black

Underworksurface Lateral File Fillers

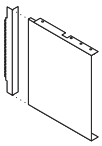

▶ Specifying, page 358

Product Details

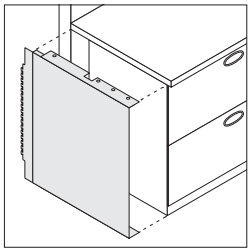

Lateral file filler can be used in applications where a 27"H lateral file or storage cabinet with no top is used underneath a worksurface. Filler conceals the gap between the face of a panel and the back of the lateral file or storage cabinet. Filler connects to the panel to provide stability for configurations that are not panel-wrapped; use the same application rules as a pedestal with filler. Fillers are available for use with proud-front or flush-front lateral files or storage cabinets with a Universal 3" base only.

24"D filler is used with 18"D storage. 30"D filler is used with 18"D or 24"D storage. Order filler to match nominal depth of worksurface.

Connections

Lateral file fillers can be used with the following:
- Answer panels
- turnstone Kick panels
- turnstone Kick worksurfaces
- Universal Systems worksurfaces
- Answer worksurfaces

Surface Materials

Lateral file filler and filler brackets
- Paint

Actual Dimensions

Depth	24" or 30"
Height	27"

Understanding Universal Laminate Enhanced Storage Products

Statement of Line 118

Universal Laminate Enhanced Pedestals 124

Universal Laminate Enhanced Overheads and Organizers 126

Universal Laminate Enhanced One-High, 1.5-High, and Two-High Storage 132

Universal Laminate Enhanced One-High and 1.5-High Storage for Ology Application 136

Universal Laminate Enhanced Credenzas 138

Universal Laminate Enhanced Credenzas for Ology Application 142

Universal Laminate Enhanced One-High, 1.5-High, and Two-High Storage Filler Panels 144

Universal Laminate Enhanced Towers and Wardrobes 146

Universal Laminate Enhanced Lateral Files 148

Universal Laminate Enhanced Bookcases 150

Directional Laminate and Edge Profile Detail 152

Statement of Line

Universal Laminate Enhanced Storage Products

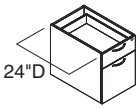

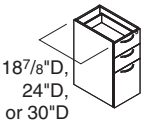

Fixed pedestal with laminate drawers

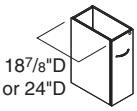

Fixed pedestal with laminate hinged door

Understanding
▶Page 124
Specifying
▶Page 360

Universal Laminate Enhanced Fixed Pedestals

	10"W	12"W	15 17/32"W
21 11/32"H			●
27 11/32"H	●	●	●

Drawing shows door hinged left.
Units are also available with door hinged right.

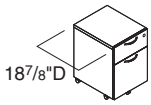

Understanding
▶Page 124
Specifying
▶Page 362

Universal Laminate Enhanced Mobile Pedestal

	15 1/2"W
23"H	●

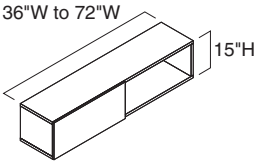

Laminate overhead with sliding door

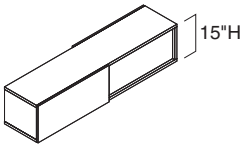

Laminate overhead with sliding door, shared

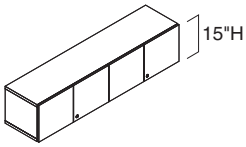

Laminate overhead with hinged doors

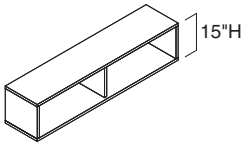

Laminate overhead with open fronts

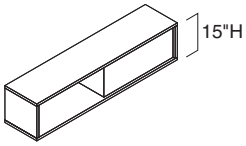

Laminate overhead with open front, shared

Understanding
▶Page 126
Specifying
▶Page 364

Universal Laminate Enhanced Overheads with Sliding Doors, Hinged Doors, or Open Fronts

	36"W	42"W	48"W	54"W	60"W	66"W	72"W
15"D without doors	●	●	●	●	●	●	●
15 3/4"D with doors	●	●	●	●	●	●	●

Tip: Height of overheads when specified with panel mount option is 15 7/16"H.

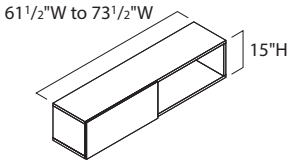

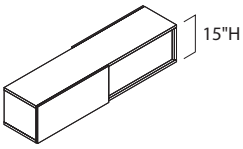

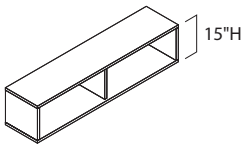

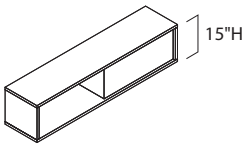

Understanding
▶Page 127
Specifying
▶Page 364

Universal Laminate Enhanced Overheads with Sliding Doors or Open Fronts for Answer Beam, Dual-Sided Application—Personal or Shared

	61 1/2"W	67 1/2"W	73 1/2"W
15"D without doors	●	●	●
15 3/4"D with doors	●	●	●

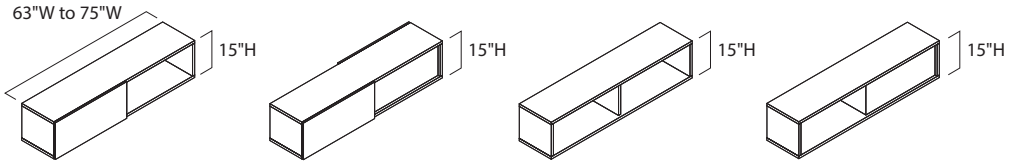

Understanding
▶Page 127
Specifying
▶Page 364

Universal Laminate Enhanced Overheads with Sliding Doors or Open Fronts for Answer Beam, Single-Sided Application—Personal or Shared

	63"W	69"W	75"W
15"D without doors	●	●	●
15 3/4"D with doors	●	●	●

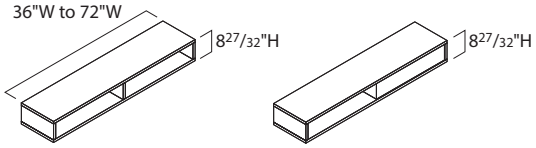

Laminate personal organizer

Laminate shared organizer

Understanding
▶Page 126
Specifying
▶Page 368

Universal Laminate Enhanced Organizers

	36"W	42"W	48"W	54"W	60"W	66"W	72"W
15"D Personal	●	●	●	●	●	●	●
15"D Shared	●	●	●	●	●	●	●

Tip: Height of organizers when specified with no bracket option is 8 27/32"H.
Tip: 72"W organizers have three equal-spaced vertical supports.

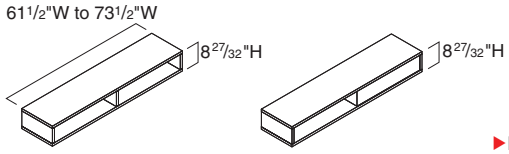

Laminate personal organizer

Laminate shared organizer

Understanding
▶Page 126
Specifying
▶Page 368

Universal Laminate Enhanced Organizers for Answer Beam, Dual-Sided Application—Personal or Shared

	61 1/2"W	67 1/2"W	73 1/2"W
15"D	●	●	●

Tip: Height of organizers when specified with no bracket option is 8 27/32"H.
Tip: Organizers 73 1/2"W and wider have three equal-spaced vertical supports.

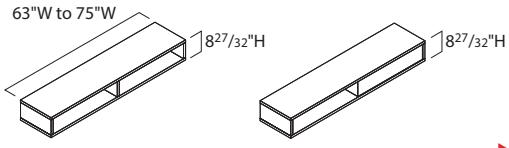

Laminate personal organizer

Laminate shared organizer

Understanding
▶Page 126
Specifying
▶Page 368

Universal Laminate Enhanced Organizers for Answer Beam, Single-Sided Application—Personal or Shared

	63"W	69"W	75"W
15"D	●	●	●

Tip: Height of organizers when specified with no bracket option is 8 27/32"H.
Tip: Organizers 75"W and wider have three equal-spaced vertical supports.

Laminate One-High

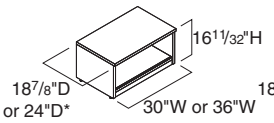

Laminate One-High open front

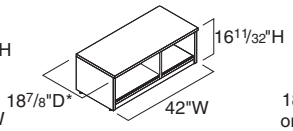

Laminate One-High open front

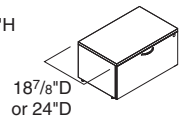

Laminate One-High with drawer

Laminate 1.5-High

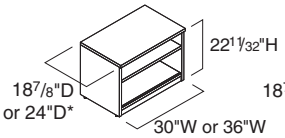

Laminate 1.5-High open front

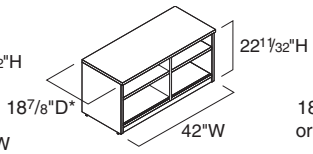

Laminate 1.5-High open front

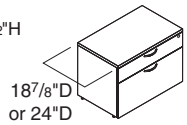

Laminate 1.5-High box/file drawer

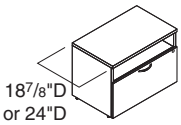

Laminate 1.5-High open/file drawer

Laminate Two-High

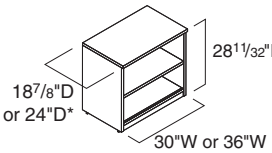

Laminate Two-High open front

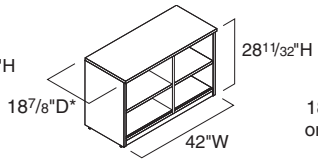

Laminate Two-High open front

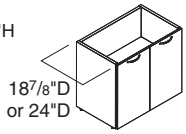

Laminate Two-High with hinged doors and no top

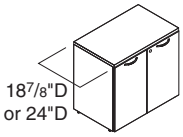

Laminate Two-High with hinged doors with top

*The case on One-High, 1.5-High, and Two-High open units is 18⅛"D and 23¼"D. The top matches the depth of units with drawers and doors.

Understanding
▶ Page 132
Specifying
▶ Page 370

Universal Laminate Enhanced One-High, 1.5-High, and Two-High Storage

		30"W	36"W	42"W
One-High	16 11/32"H	●	●	●
1.5-High	22 11/32"H	●	●	●
Two-High	28 11/32"H	●	●	●

Tip: Height is with standard top. Tops can be optioned off for ganged applications. Use Universal common tops, which are ⅛" thicker than factory-installed tops.
▶ See page 335.

Tip: Recessed-back option is available on all One-, 1.5-, and Two-High 18" deep units for use with Answer beam. The recess depth is 3¾".

Tip: Units specified with recessed-back option will always come without top. Specify Universal top with power access door separately.
▶ See *Answer Beam and Answer Fence Specification Guide.*

Tip: 42"W units are open configuration only and have a center support.

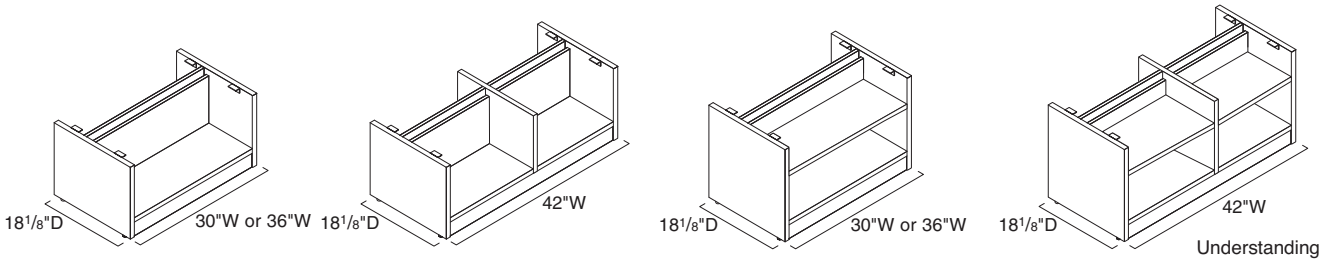

Understanding
▶Page 136
Specifying
▶Page 373

Universal Laminate Enhanced One-High and 1.5-High Storage for Ology Application

	30"W	36"W	42"W
15 11/32"H	●	●	●
21 11/32"H	●	●	●

Tip: Units have removable back to allow access to Ology leg and can be specified with open or finished back.
** The case on One-High and 1.5-High open units is 18 1/8"D. When top for Ology is added, the top matches the depth of units with drawers and doors.*

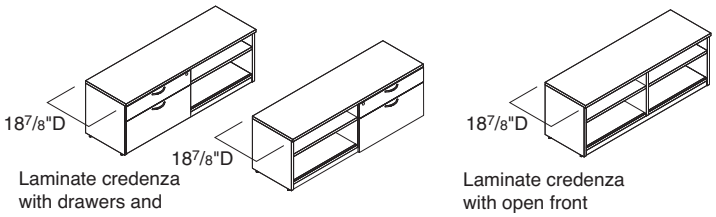

Laminate credenza with drawers and open front

Laminate credenza with open front

Understanding
▶Page 138
Specifying
▶Page 374

Universal Laminate Enhanced Credenzas

	42"W	48"W	60"W	72"W
22 11/32"H	●	●	●	●

Tip: For 42" open/open credenza, see 42" open/open low storage.
▶Page 132
Tip: 22 11/32"H has standard 1" top. If tops are optioned off or if ordering recessed-back where tops are automatically deducted, tops will be 1/8" taller.
Tip: Recessed-back option is available on credenza units for use with Answer beam. The recess depth is 3 3/4".
Tip: Units specified with recessed-back option will always come without top. Specify Universal top with power access door separately.
▶See *Answer Beam and Answer Fence Specification Guide.*

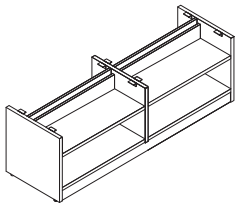

Open back

Understanding
▶Page 142
Specifying
▶Page 376

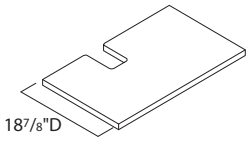

Understanding
▶Page 136
Specifying
▶Page 377

Universal Laminate Enhanced Credenzas for Ology Application

	48"W	60"W	72"W
21 11/32"H	●	●	●

Tip: Units have removeable back to allow access to Ology leg and can be specified with open or finished back.

Universal Laminate Enhanced Tops for Ology Application

	30"W	36"W	42"W	48"W	60"W	72"W
1 3/16"H	●	●	●	●	●	●

Tip: Right-handed application shown. Left-handed application is also available.

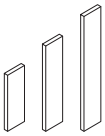

Understanding
▶ Page 144
Specifying
▶ Page 378

Universal Laminate Enhanced One-High, 1.5-High, and Two-High Storage Filler Panels

	5⅛"W
14⅝"H	●
20⅝"H	●
26⅝"H	●

Tip: Universal laminate enhanced storage filler panels are used for units of same height with finished backs only; not for use with recessed or open back units.

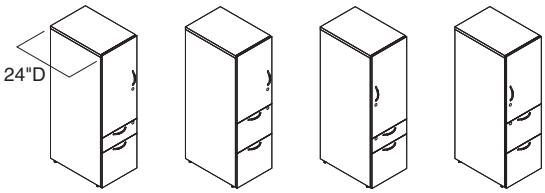

Laminate towers with doors hinged left, with drawers

Laminate towers with doors hinged right, with drawers

Understanding
▶ Page 146
Specifying
▶ Page 380

Universal Laminate Enhanced Single Door Towers

	16¼"W
41 25/32"H	●
47 31/32"H	●
54⅛"H	●
66½"H	●

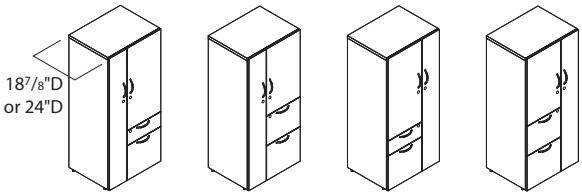

Laminate dual door towers with doors hinged left, with drawers

Laminate dual door towers with doors hinged right, with drawers

Understanding
▶ Page 146
Specifying
▶ Page 382

Universal Laminate Enhanced Dual Door Towers

	24"W
41 25/32"H	●
47 31/32"H	●
54⅛"H	●
66½"H	●

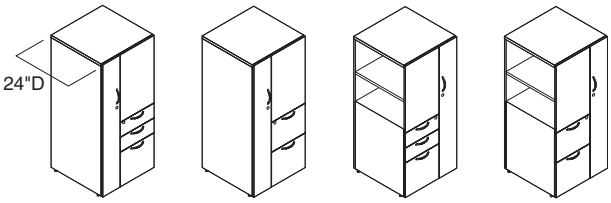

Laminate side access towers with doors hinged left, with drawers

Laminate side access towers with doors hinged right, with drawers

Understanding
▶Page 146
Specifying
▶Page 384

Universal Laminate Enhanced Side Access Towers

	24"W
41 25/32"H	●
47 31/32"H	●
54 1/8"H	●
66 1/2"H	●

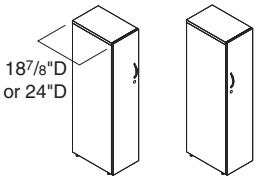

Laminate wardrobe with door hinged left

Laminate wardrobe with door hinged right

Understanding
▶Page 146
Specifying
▶Page 386

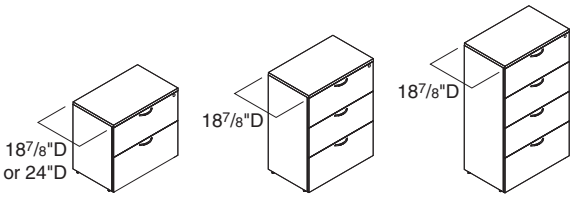

Understanding
▶Page 148
Specifying
▶Page 388

Universal Laminate Enhanced Wardrobes

	12"W
41 25/32"H	●
47 31/32"H	●
54 1/8"H	●

Universal Laminate Enhanced Lateral Files

	30"W	36"W
28 11/32"H	●	●
40 5/16"H	●	●
52 9/32"H	●	●

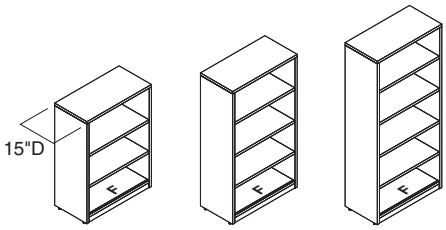

F = Fixed shelf

Understanding
▶Page 150
Specifying
▶Page 390

Universal Laminate Enhanced Bookcases

	30"W	36"W
41 25/32"H	●	●
47 31/32"H	●	●
54 1/8"H	●	●
66 1/2"H	●	●
72 11/16"H	●	●

Universal Laminate Enhanced Pedestals

Fixed laminate pedestals are floor-standing and can support worksurfaces at 21 11/32"H or 27 11/32"H.
Tip: Using Universal laminate enhanced storage with Universal steel storage is not recommended.
▶Specifying, page 360
▶Specifying *Storage Accessories,* page 351

Lock is standard on pedestals and secures all drawers. Lock is located in the top drawer. Locks are standard factory-installed, keyed random.
▶*Lock and Keying,* page 444

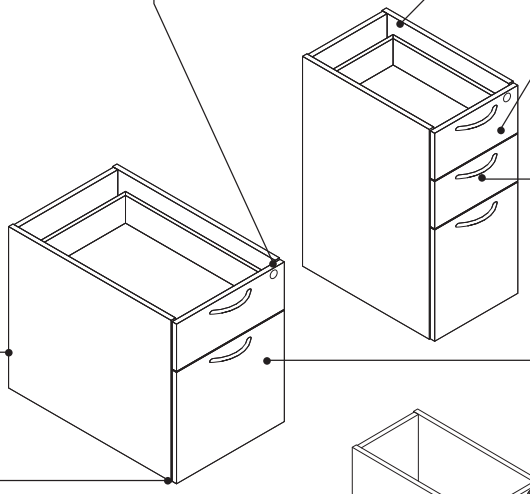

Top is open on fixed pedestals and accommodates attachment to a worksurface. Attachment hardware is included.

Drawer fronts are available in laminate and are full to the bottom of the case (no toe kick).

Pull on pedestal is available in a variety of shapes.

Finished back and sides are standard on fixed pedestals.

Leveling glides adjust to install pedestals on uneven floors and have a 1 1/4" adjustable glide range.

File drawers open their full depth for total access to the contents and have an integrated U-channel on the drawer bodies for hanging file folder frames.

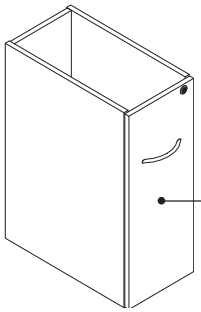

Hinged door pedestal includes one fixed shelf.

Mobile pedestals fit under a worksurface and can be moved wherever storage is needed. They provide an auxiliary worksurface when you need more space to spread out your work.
▶Specifying, page 362
▶Specifying *Storage Accessories,* page 350

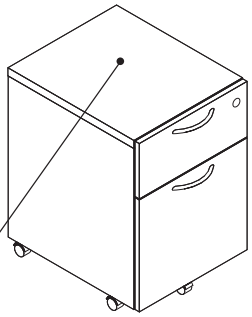

Top on mobile pedestal is 1"H and available in laminate.

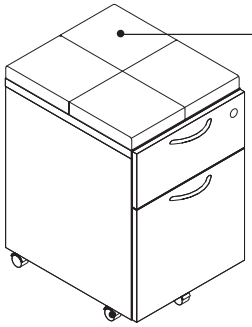

Mobile pedestal cushion top provides a temporary seat ideal for informal gatherings. Cushion top is ordered separately and requires field installation.
▶Specifying, page 362

Five casters are hard composition and non-locking, with a full-rotation swivel mechanism. Casters are concealed at the base of box/file pedestals.

Product Details

Fixed pedestals cannot be placed over an Answer panel foot.

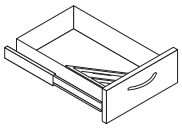

Box drawers are a black miter-fold construction with a proud front. One pencil tray is included with each box drawer.

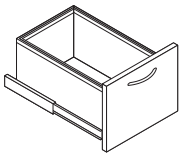

File drawer body is standard with integral top rail to accommodate hanging folder files.

15 1/2"W drawers accommodate front-to-back letter filing.
▶See Page 464

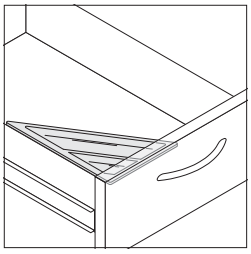

Pencil tray to hold small office supplies is included in pedestals with box drawers.

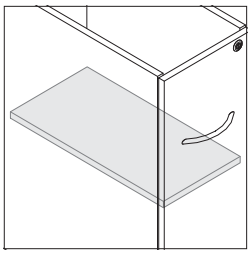

Hinged door pedestal includes one fixed shelf.

21 11/32"H fixed pedestal can be used in combination with other 1.5-High low storage to create a variety of storage options.

Actual Dimensions

	Hinged Door	Box/File	Box/Box/File and File/File	Mobile
Depth	18 7/8" and 24"	24"	18 7/8", 24," and 30"	18 7/8"
Width	10"	15 1/2"	12" and 15 1/2"	15 1/2"
Height	27 11/32"	21 11/32"	27 11/32"	23"

Contemporary pull

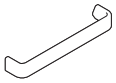
Jazz pull

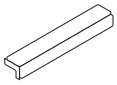
Ledge pull

Pulls on pedestal are available in the following styles—contemporary, jazz, and ledge.



Locks are available factory- or field-installed. Factory-installed locks are standard and available keyed random only.



Optional field-installed locks are available with consecutive, specific, and random keying options. Field-installed lock cylinders, LOCKPB9201FR or LOCKPB9250FR, must be specified separately. When cylinders are ordered, the factory will omit lock cylinders from all Universal laminate storage products.
▶ *Lock and Keying*, page 444

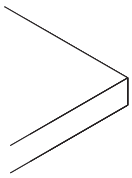

Laminate tops are standard 1"H on mobile pedestals.

Counterweight packages are required to ensure product stability and are ordered as an option or separately. Product specification pages indicate the correct counterweight package for each style number and any exceptions where counterweights are not required.

Connections

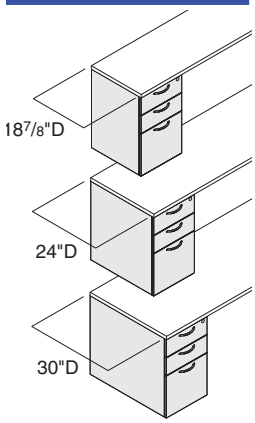

Fixed pedestals are intended to attach under a worksurface for security and support. Laminate pedestals match depth of Universal worksurfaces exactly.

10"W, 12"W, and 15 1/2"W laminate pedestals using common tops must be attached to other storage, a perpendicular worksurface, or a panel. The worksurface must be a minimum of 30"W or 31"W for two pedestals. A maximum 6" overhang of the worksurface is allowed on either side, or front and back.

Surface Materials

Universal laminate enhanced storage can be specified with different case, drawer front, and top laminate finishes.

Pedestal case
- Laminate

Drawer fronts
- Laminate

Laminate top
- Laminate

Contemporary pull
- 0835 Black
- 9201 Polished Chrome
- 9211 Nickel
- 9212 Silver

Jazz pull
- 0835 Black
- 4799 Platinum Metallic
- 9201 Polished Chrome
- 9211 Nickel
- 9212 Silver

Ledge pull
- 4799 Platinum Metallic
- 7207 Black

Lock
- 9201 Polished Chrome
- 9250 Ember Chrome (option)

Drawer bodies, drawer suspensions, and glides
- Black

Cushion top
- Upholstery

Application Topics

Storage Capacities and Dimensions
▶ Page 452

Counterweight Requirements for Storage Products
▶ Pages 7–14

Shipping

Pedestals are normally shipped in heavy-duty, recyclable stretch wrap to reduce the amount of corrugated board needed.

Universal Laminate Enhanced Overheads and Organizers

Universal laminate enhanced overheads and organizers can be used in a variety of applications. See matrix for options.
Tip: Using Universal laminate enhanced storage with Universal steel storage is not recommended.
▶ Specifying, pages 364 and 368

Finished back panel prevents notebooks and equipment from damaging panel surface.

Overheads ship assembled.

Universal laminate enhanced overheads and organizers mount on Answer as face mount, topcap mount, and perpendicular face mount applications.

Universal laminate enhanced overheads and organizers can mount parallel or perpendicular on FrameOne.

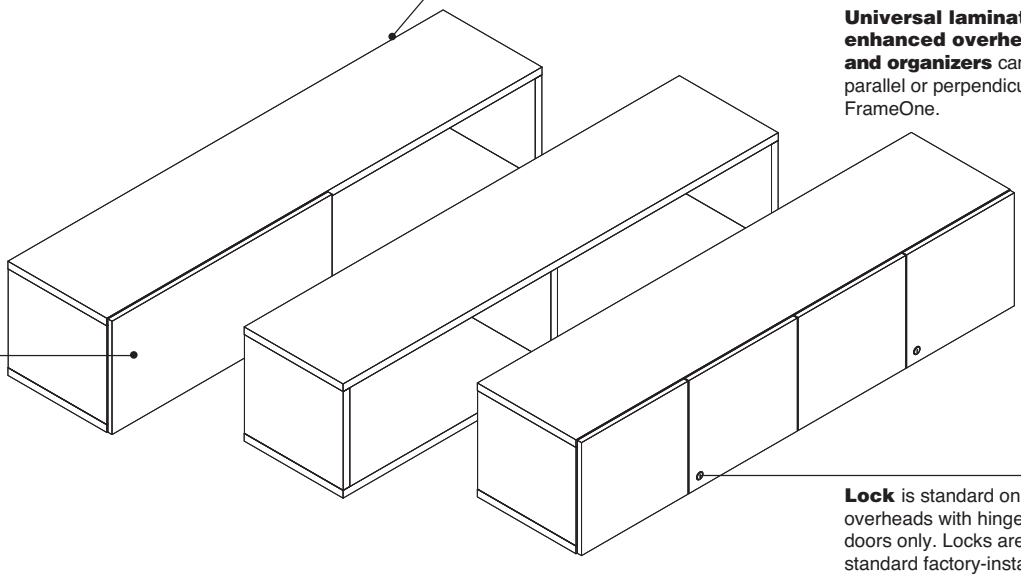

Sliding door overheads feature a non-locking sliding door. Door is available in optional markerboard surface.
Tip: Markerboard is slightly thicker than the standard laminate.

Lock is standard on overheads with hinged doors only. Locks are standard factory-installed, keyed random.
▶ *Lock and Keying*, page 444

Top, back, and sides are laminate. Backs are finished.

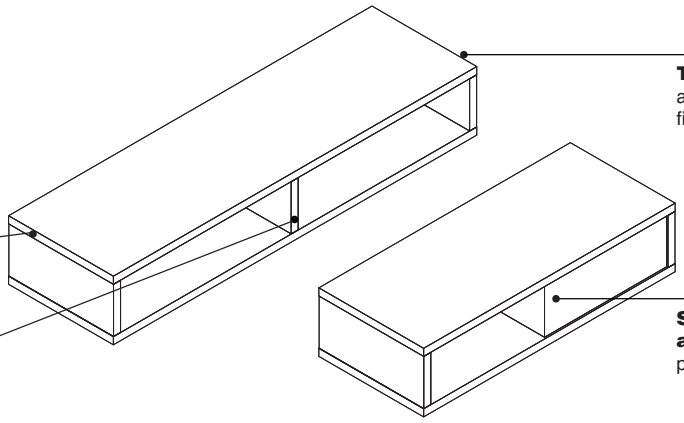

Organizers 72"W and wider have three equal-spaced vertical supports.

Personal overhead and organizer configurations provide access on one side of a unit. Cases have a fixed divider in the middle.

Shared overheads and organizer shelves provide dual sided access.

Universal laminate overheads and organizer shelves for Answer beam application provide support and storage for users in beam-based settings. A number of configurations are available to support storage in parallel and perpendicular orientation to the beam in both shared and personal storage configurations.

Overheads mounted perpendicular to the beam and low storage provide personal storage and privacy between users.
▶See *Answer Beam and Answer Fence Specification Guide* for Stability Guidelines.

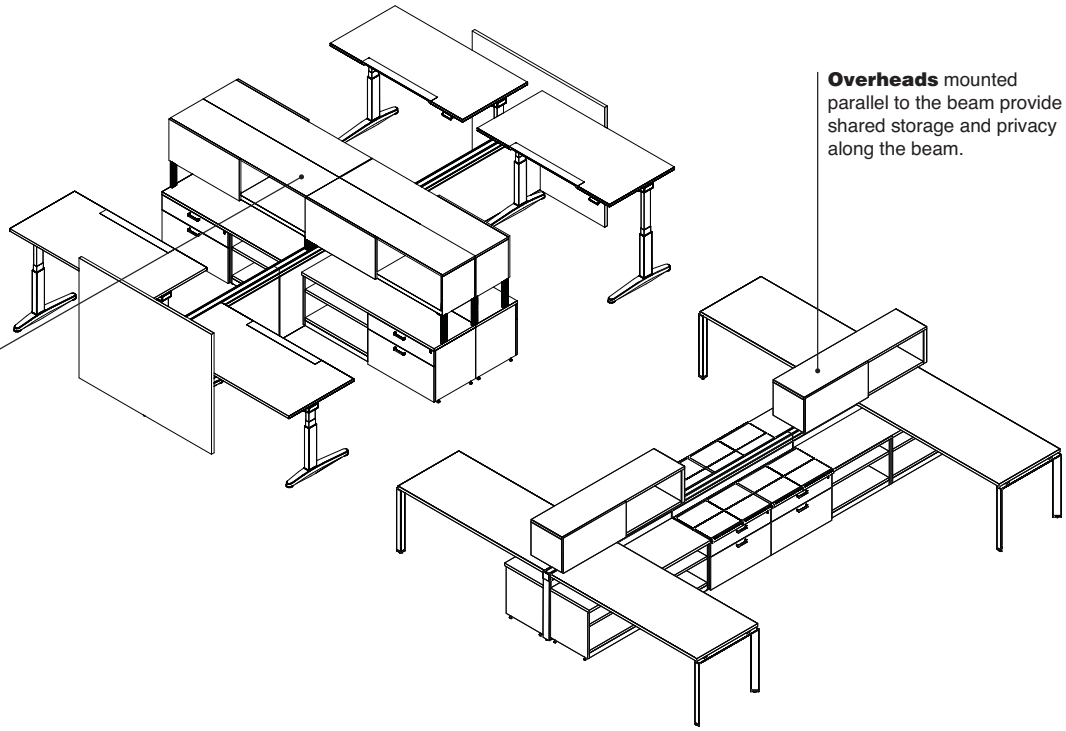

Overheads mounted parallel to the beam provide shared storage and privacy along the beam.

Actual Dimensions

Standard Widths*

Overheads with Sliding or Hinged Doors		Overheads with No Doors		Laminate Organizer	
Depth	15¾"	**Depth**	15"	**Depth**	15"
Width	36", 42", 48", 54", 60", 66", and 72"	**Width**	36", 42", 48", 54", 60", 66", and 72"	**Width**	36", 42", 48", 54", 60", 66", and 72"
Height	15"	**Height**	15"	**Height**	8 27/32"
Shared Option	Yes (Sliding Only)	**Shared Option**	Yes	**Shared Option**	Yes

Single-Sided Perpendicular, Answer Beam Application**

Overheads with Sliding Doors		Overheads with No Doors		Laminate Organizer	
Depth	15¾"	**Depth**	15"	**Depth**	15"
Width	63", 69", and 75"	**Width**	63", 69", and 75"	**Width**	63", 69", and 75"
Height	15"	**Height**	15"	**Height**	8 27/32"
Shared Option	Yes	**Shared Option**	Yes	**Shared Option**	Yes

Dual-Sided Perpendicular, Answer Beam Application***

Overheads with Sliding Doors		Overheads with No Doors		Laminate Organizer	
Depth	15¾"	**Depth**	15"	**Depth**	15"
Width	61½", 67½", and 73½"	**Width**	61½", 67½", and 73½"	**Width**	61½", 67½", and 73½"
Height	15"	**Height**	15"	**Height**	8 27/32"
Shared Option	Yes	**Shared Option**	Yes	**Shared Option**	Yes

*Units are on module to match width of panel, Answer beam or other 6" module product dimensions.
**Units are 3" wider than module to accommodate width of Answer beam.
***Units are 1½"wider than module to partially overlap the Answer beam.

▶**Universal Laminate Enhanced Overheads and Organizers,** continued

Product Details

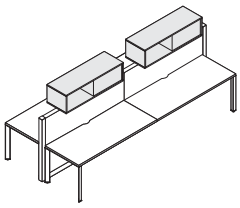

Two cap mount brackets are available in *Answer Solutions Specification Guide* for use with Universal laminate enhanced overheads and organizers.
▶See *Stability Guidelines* in *Answer Solutions Specification Guide.*

Omit brackets option must be specified when overhead is being used between two towers, with FrameOne stanchions or top cap mounted on Answer, or when attaching overhead to a horizontal wall attachment bracket.

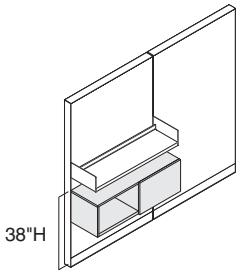

Universal laminate overheads may be mounted at 38"H or lower if another panel-mounted component prevents it from being seated upon.

Overhead laminate storage height accepts standard and A4 binders.

Organizers are available personal or shared. Personal provides storage on one side only. Shared storage is divided down the center, with half storage on one side and half storage on the opposite side. Personal storage has a center divider.



Locks are available factory- or field-installed. Factory-installed locks are standard and available keyed random only.

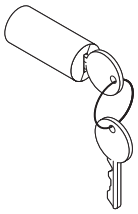

Optional field-installed locks are available with consecutive, specific, and random keying options. Field-installed lock cylinders, LOCKPB9201FR or LOCKPB9250FR, must be specified separately. When cylinders are ordered, the factory will omit lock cylinders from all Universal laminate storage products.
▶*Lock and Keying*, page 444

Application Topics

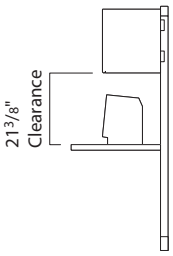

Clearance between Universal Systems Worksurfaces or Universal tables and bottom of overhead is 21⅜" when storage unit is installed in the highest position on a 66"H panel and glides are adjusted all the way into the panel.

Storage Capacities and Dimensions
▶Page 452

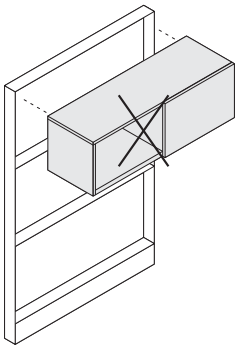

Hanging components cannot hang in front of a double-pane window.

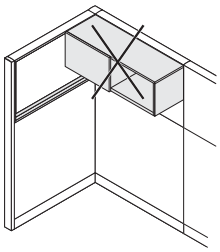

Hanging components cannot be used next to a double-pane window at a 90° corner.

Bracket Options
▶Page 130

Stability Guidelines
▶See *Answer Beam and Answer Fence Specification Guide.*

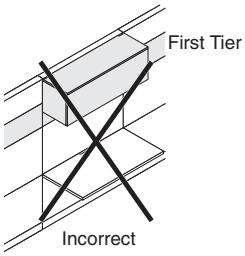

Universal laminate overheads cannot hang on stacking components.

Answer Beam Application
▶See *Answer Beam and Answer Fence Specification Guide.*

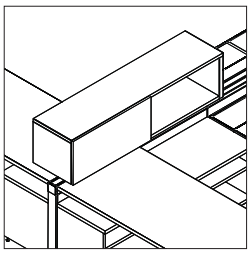

Standard width overheads and organizers are on module to align with Answer beam widths and should be used in parallel application with the beam.

Overheads and organizers for perpendicular application are intended for use only with Answer beam. They are wider than module width to accommodate the width of the beam and remain on module with storage below.

In all Answer beam applications where overhead or organizer are being mounted on Answer beam, select the "no bracket" option. Mid-storage support and stanchion kits for mounting with Answer beam must be ordered separately.
▶See *Answer Beam and Answer Fence Specification Guide.*

Units for single-sided perpendicular application are dimensioned 3" wider than module width to fully overlap the beam and align with on-module storage on the other end.
Tip: Units for single-sided perpendicular application should only be used with Answer beam.

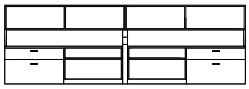

Units for dual-sided perpendicular application are dimensioned 1½" wider than module width to partially overlap the beam.
Tip: Units for dual-sided perpendicular application should only be used with Answer beam.

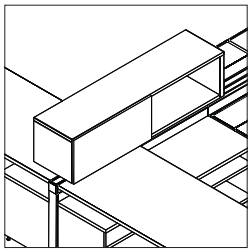

Units for parallel application are on module width and can be used anywhere along a beam.

Low storage or credenzas used to support one end of overheads or organizers must be connected to Answer beam using storage-to-beam connector.
▶See *Answer Beam and Answer Fence Specification Guide.*

When overheads are placed side-by-side in parallel application to Answer beam, it is recommended that the units be ganged. TSBAWAK is the style number for the ganging bracket to use for low and mid-storage in beam applications.
▶See *Answer Beam and Answer Fence Specification Guide.*

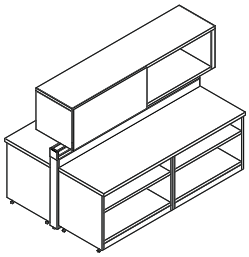

Shared storage in parallel application should always be centered over the beam.

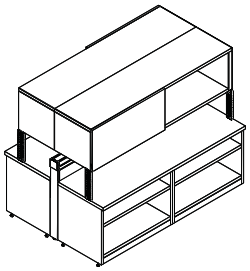

Personal storage in parallel application can be used back-to-back.
Tip: Use centered stanchions and mid-storage supports to support the front edge of overhead units.

Overheads and organizers in parallel applications must not extend past end of beam.
Tip: Beam-mounted storage is not allowed in freestanding beam configurations.
▶See *Answer Beam and Answer Fence Specification Guide.*

Connections

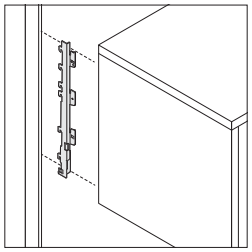

On-module attachment brackets are used to mount overheads on panels of the same width as overheads and are available as an option.

Safety catch locks overhead storage unit to frame to prevent accidental removal.

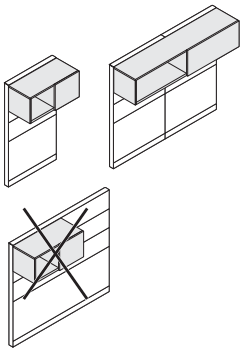

Width of overhead must match the width of the panel or panels that it is attached to when using an on-module bracket. Overhead may span up to two frames.

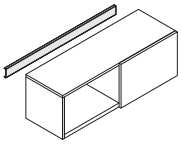

Horizontal wall attachment brackets are available to attach overhead storage to wall of building.

Laminate overheads and organizers up to 48"W can attach on-module to Answer panels. Sizes larger than 48"W cannot be panel mounted. Follow the Answer panel stability rules.

Tip: End-mount brackets are not available for use with Answer panels.
▶See *Answer Solutions Specification Guide.*

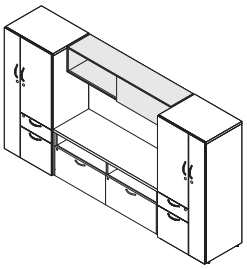

Laminate overheads and organizers can be attached to a structural wall, suspended between towers, or supported by a tower.

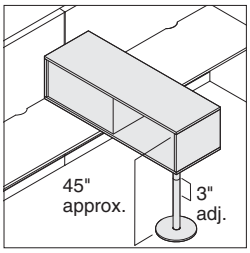

Column height at shortest level is 29⅞"H. Column will then adjust upward 3" for leveling. Height from floor to top of box is approximately 45".

Overhead cabinets can attach so they align with tower, vertical cabinet, and panel heights.

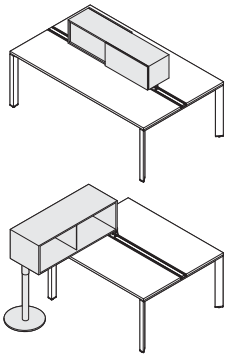

Overhead cabinets and organizer shelves for FrameOne may be used in parallel and perpendicular applications. Brackets are ordered separately.

When used in parallel applications for FrameOne, storage attaches to the top of the integrated rail in infinite locations. Storage can span over a dual-sided base and extension.

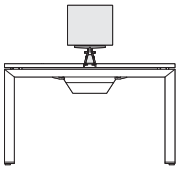

Storage is always centered on the dual-sided bench when used in parallel application.

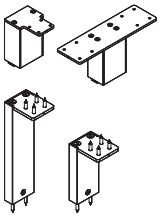

When ganging storage units together for Answer beam application, use ganging bracket AWAK. When ganging overheads and organizers for Answer beam application, use ganging bracket TSBAWAK. Use mid storage supports or stanchion supports when mounting overheads and organizers for Answer beam applications.
▶See *Answer Beam and Answer Fence Specification Guide.*

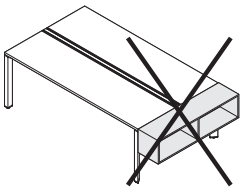

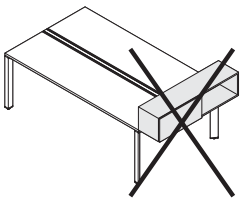

Universal laminate enhanced overheads and organizers cannot be used as end counter storage on FrameOne.

Wiring & Cabling

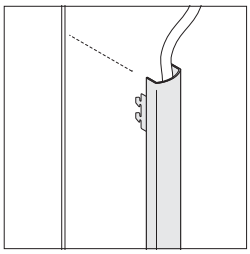

Vertical wire managers are available to conceal cords that are routed from light mounted beneath overhead storage.
▶Page 423

Shipping

Laminate overheads and organizers are normally shipped in heavy-duty, recyclable stretch wrap to reduce the amount of corrugated board needed.

Surface Materials

Universal laminate enhanced storage can be specified with different case, door front, and top laminate finishes.

Overhead case
- Laminate

Organizer case
- Laminate

Door fronts
- Laminate

Laminate top
- Laminate

Locks
- 9201 Polished Chrome
- 9250 Ember Chrome

On-module attachment brackets
- Black paint only

Bracket Options

	Personal Overhead/Organizer	Shared Overhead/Organizer
Wall Mount	Choose wall mount option.	N.A.
Answer Panel Mount	Select Answer panel bracket option for use with overheads and organizers up to 48"W only. Sizes larger than 48"W cannot be panel mounted. Must comply with *Answer Stability Guidelines*, see the *Answer Solutions Specification Guide*.	N.A.
FrameOne Stanchion Mount	Select no bracket option. Order FrameOne stanchion mount bracket separately, see the *Benching Specification Guide*.	Select no bracket option. Order FrameOne stanchion mount bracket separately, see the *Benching Specification Guide*.
Answer Duo Perpendicular	Select Answer Duo support column option for use with 54"W to 66"W overheads or organizers only. Must comply with *Answer Stability Guidelines*, see the *Answer Solutions Specification Guide*.	Select Answer Duo support column option for use with 54"W to 66"W overheads or organizers only. Must comply with *Answer Stability Guidelines*, see the *Answer Solutions Specification Guide*.
Suspended Between Universal Laminate Towers	Select no bracket option. Order cabinet-to-cabinet attachment kit (AWAK) separately.	Select no bracket option. Order cabinet-to-cabinet attachment kit (AWAK) separately.
Top Cap Mount on Answer	Select no bracket option. Order Answer top cap mount brackets separately, for use with overheads or organizers up to 48"W only. Sizes larger than 48"W cannot be panel mounted. Must comply with Answer Stability Guidelines, see the Answer Solutions Specification Guide.	Select no bracket option. Order Answer top cap mount brackets separately, for use with overheads or organizers up to 48"W only. Sizes larger than 48"W cannot be panel mounted. Must comply with Answer Stability Guidelines, see the Answer Solutions Specification Guide.
Answer Beam	Select no bracket option. Order Answer beam mount bracket separately, see Answer Beam and Answer Fence Specification Guide.	Select no bracket option. Order Answer beam mount bracket separately, see Answer Beam and Answer Fence Specification Guide.

Universal Laminate Enhanced One-High, 1.5-High, and Two-High Storage

One-High, 1.5-High, and Two-High laminate enhanced storage provide multi-zone storage for binders, hanging folders, and piling surfaces at a height which allows for comfortable guest seating in collaborative environments. *Tip: Using Universal laminate enhanced storage with Universal steel storage is not recommended.*
▶Specifying, page 370

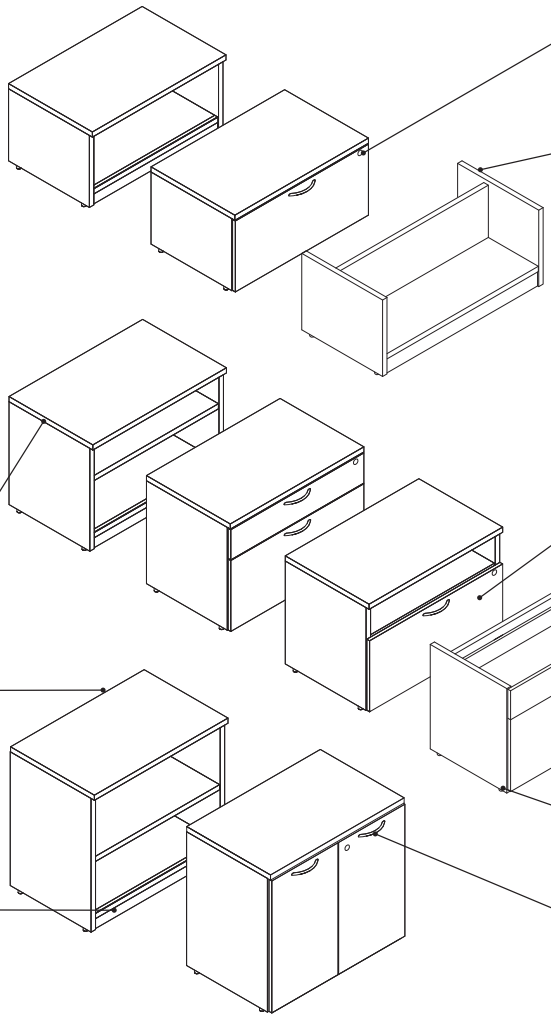

Lock is standard on lateral files and is located at top right corner of drawer. Locks are standard factory-installed, keyed random.
▶*Lock and Keying*, page 444

Recessed-back option on 18⅞"D units provides access to power and data outlets in panel, beam, or wall.

Drawers are standard 6"H and 12"H and open full depth for total access to the contents.

Top is standard 1"H laminate.

Finished back is included on all units.

Drawer fronts are laminate.

Leveling glides adjust up to 1¼" for installation on uneven floors.

3"H base is integral and visible on open units only.

Pulls are available in a variety of shapes.

Actual Dimensions

Full-Depth Storage

	One-High File Drawer	One-High Open	1.5-High Box/File	1.5-High Open/Open	1.5-High Open/File	Two-High Hinge Doors	Two-High Open/Open
Depth	18⅞" and 24"	18⅞" and 24"*	18⅞" and 24"	18⅞" and 24"*	18⅞" and 24"	18⅞" and 24"	18⅞" and 24"*
Width	30" and 36"	30", 36", and 42"	30" and 36"	30", 36", and 42"	30" and 36"	30" and 36"	30", 36", and 42"
Height	16 11/32"	16 11/32"	22 11/32"	22 11/32"	22 11/32"	28 11/32"	28 11/32"

*The case on One-High, 1.5-High, and Two-High open units is 18⅛"D and 23¼"D. The top matches the depth of units with drawers and doors.
Tip: All heights are with standard top. Using square edge tops will add 3/16" to the overall height and ensure proper alignment in Answer beam applications.

Product Details

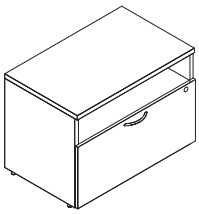

Full depth storage includes laminate front, sides, finished back, and 1" top.

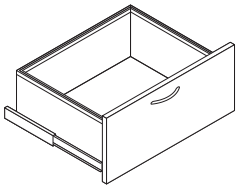

File drawer body is standard with integral top rail to accommodate hanging folder files.

Box and file drawers are a black miter-fold construction with a proud front.

Safety interlock system allows only one drawer to be opened at a time.

One fixed shelf is included in Two-High open and hinged door configurations.

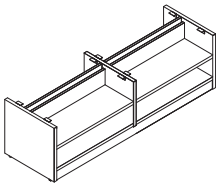

42"W open configurations have a center support.

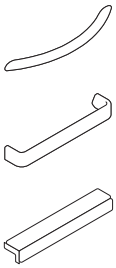

Pulls are available in the following styles—contemporary, jazz, and ledge.

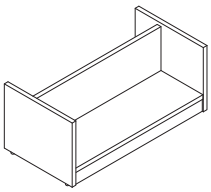

Recessed-back storage includes laminate front and sides. The back of the storage is inset 3¾" to allow access to Answer beam power receptacles. Recessed-back storage does not include a top.

Square edge tops with ½" cord drop are ordered separately. Specify optional hinged door for power and data outlet access.

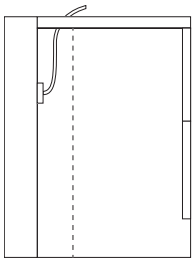

Universal laminate enhanced storage with recessed back should be used when storage will be placed in front of a power outlet.

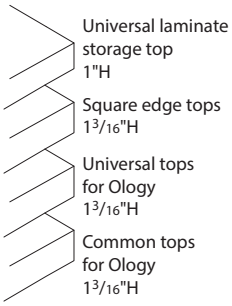

Universal laminate enhanced storage tops are 1"H. 1 3/16"H tops will ensure proper alignment in Answer beam applications.

Square edge laminate tops feature optional power access door and can be used as individual storage tops or common tops.
▶Page 339

Universal tops for Ology application feature cutout for Ology leg and are used on individual storage units.

Common tops for Ology application can be used with two units side-by-side when one storage unit is required for Ology leg integration.

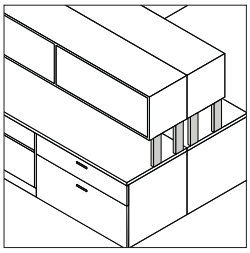

When One-High and 1.5-High storage is used in conjunction with intermediate supports or stanchions, specify no top option and order square edge tops with ½"H cord drop or common tops separately.

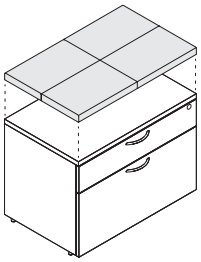

Cushion top is ordered separately for use on One-High, 1.5-High, and Two-High laminate storage with standard 1"H top and must be field installed.
Tip: Cushion top is available on Universal laminate storage with a top only.

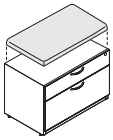

Basic cushion is ordered separately for use on Universal laminate One-High, 1.5-High, and Two-High storage with top. Basic cushion is field-installed and attaches to the existing top with hook and loop fastener.
Tip: Basic cushion is available on Universal laminate storage with a top only.



Locks are available factory or field-installed. Factory-installed locks are standard and available keyed random only. Optional field-installed locks are available with consecutive, specific, and random keying options.



Field-installed lock cylinders (LOCKPB9201FR or LOCKPB9250FR) must be specified separately. When cylinders are ordered, the factory will omit lock cylinders from all Universal laminate storage products.
▶*Lock and Keying*, page 444

Counterweight packages are required to ensure product stability and are ordered as an option or separately. Product specification pages indicate the correct counterweight package for each style number and any exceptions where counterweights are not required.

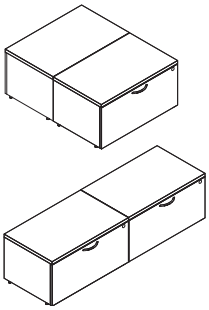

Ganging hardware is available to provide alignment by joining adjacent components side-by-side, back-to-back, or both.

Storage Capacities and Dimensions
▶Page 464

Counterweight Requirements for Storage Products
▶Pages 7–14

Wiring and Cabling

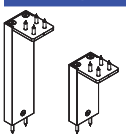

Use mid storage supports attached to 1.5-High and Two-High laminate storage to support the opposite end of stanchion mounted storage on an Answer beam.
▶See *Answer Beam and Answer Fence Specification Guide.*

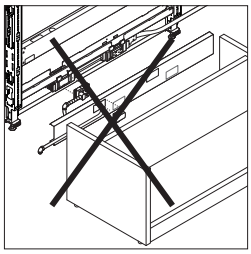

Recessed-back units cannot be used to conceal base power infeed.
▶See *Answer Beam and Answer Fence Specification Guide* for Stability Guidelines.

Surface Materials

Universal laminate storage can be specified with different case, door and drawer front, and top laminate finishes.

Lateral case
- Laminate

Door or drawer fronts
- Laminate

Laminate top
- Laminate

Contemporary pull
- 0835 Black
- 9201 Polished Chrome
- 9211 Nickel
- 9212 Silver

Jazz pull
- 0835 Black
- 4799 Platinum Metallic
- 9201 Polished Chrome
- 9211 Nickel
- 9212 Silver

Ledge pull
- 4799 Platinum Metallic
- 7207 Black

Lock
- 9201 Polished Chrome
- 9250 Ember Chrome

Drawer bodies
- Black

Cushion top
- Fabric
- Leather

Basic cushion
- Fabric

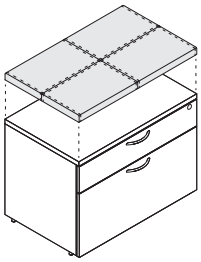

Cushion top will be manufactured in a four seam pattern in all standard solid color seating upholstery, leather, vinyls, COM leathers, and COM vinyls. These upholsteries are:
- Brisa
- Buzz2
- Cogent: Connect
- Elmosoft Leather
- Gaja – Cradle to Cradle Certified™ Silver
- Leather
- Stand In
- Select Surfaces leather
- Vinyl

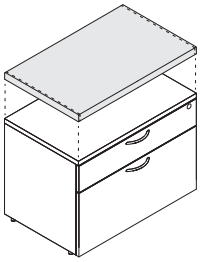

Cushion top will be manufactured in a two seam pattern for all approved standard patterned seating upholstery, leather, vinyl, COM leathers, and COM vinyls. All approved standard textured upholsteries will also be manufactured in a two seam pattern including: leather, vinyl, COM leathers, and COM vinyls.

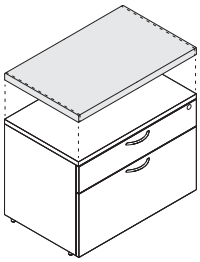

Basic cushion will be manufactured in a two seam pattern for all approved standard seating upholstery and COMs.
Note: Leathers and vinyls are not approved for basic cushion.

Application Topics

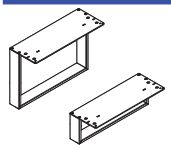

Intermediate supports are used with Universal laminate One-High or 1.5-High storage as a worksurface support, allowing for nesting of low storage. Use square edge tops with 1/2" cord drop when used in beam applications.
▶Page 279

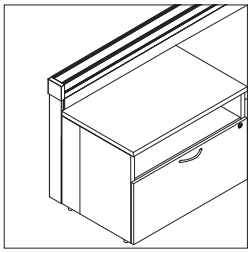

Storage-to-beam connector attaches One-High, 1.5-High, and Two-High laminate enhanced storage to Answer beam to support a beam segment. Connector must attach to a finished back. One-High, 1.5-High, and Two-High storage cannot be placed over Answer beam foot.

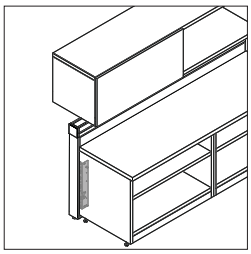

Low storage that is used to support overhead storage must be connected to Answer beam using a storage-to-beam connector. For single-sided applications that have stanchion mounted storage running parallel to beam, the supporting low storage connected to beam must be specified with counterweights. For double-sided applications, the supporting low storage must be connected to a beam with a storage-to-beam connector bracket.

Shipping

Lateral files are normally shipped in heavy-duty, recyclable stretch wrap to reduce the amount of corrugated board needed.

Counterweight packages ship separately from case and must be field-installed.

Universal Laminate Enhanced One-High and 1.5-High Storage for Ology Application

Universal laminate enhanced One-High and 1.5-High low-storage units are available with options to accommodate Ology leg integration. It provides a clean aesthetic with an efficient footprint. Ease of access to your items under the desk is convenient with this open storage configuration.
Tip: Using Universal laminate storage with Universal steel storage is not recommended.
▶Specifying, page 373

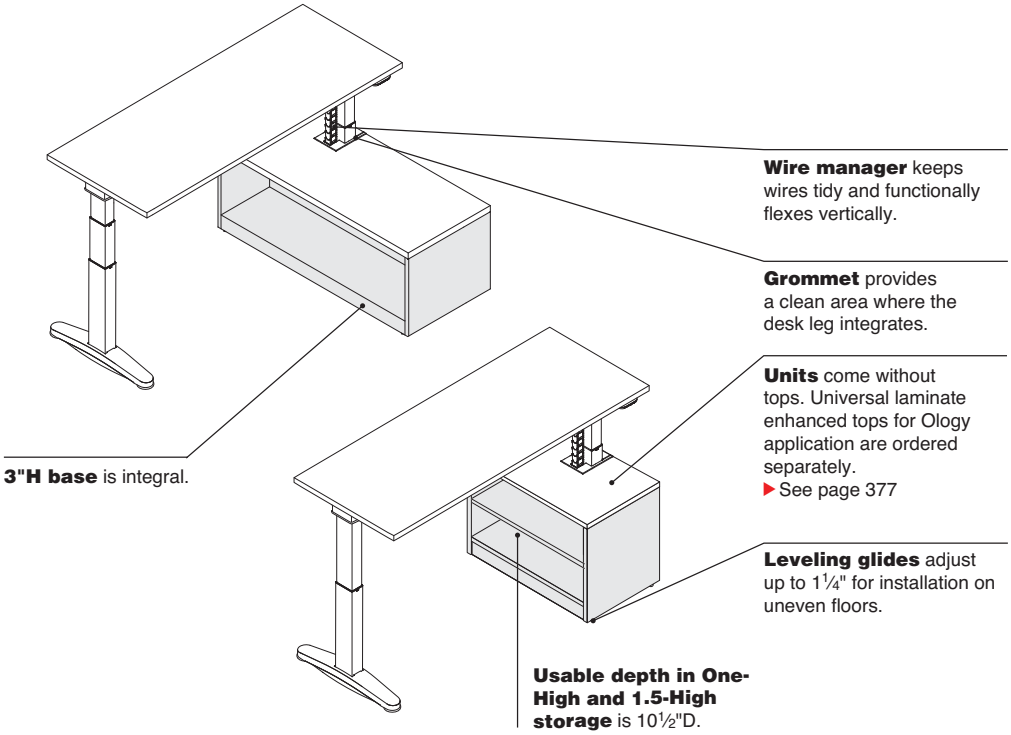

Product Details

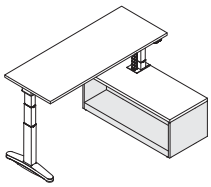

One-High storage can be used with Ology extended range desks or basic range desks.

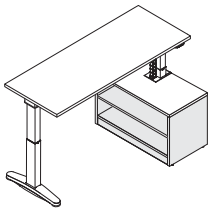

1.5-High storage can only be used with Ology basic range desks.

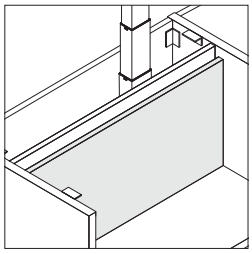

One-High and 1.5-High storage for Ology application have a removeable interior back panel to allow access to the Ology base.

Actual Dimensions

	One-High	1.5-High
Depth	18⅛"	18⅝"
Width	30", 36", and 42"	30", 36", and 42"
Height	15 11/32"	21 11/32"

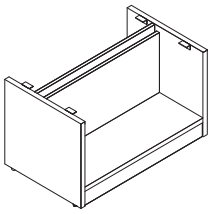

Open back

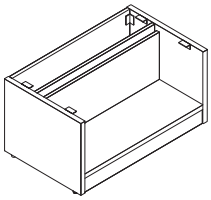

Finished back

Ology base units offer an option of open back or a finished back for use in applications where back of unit is exposed, such as an aisleway.

Integrated leg options apply to One-High units only and are meant for use with Ology height-adjustable desks only.

Case Widths and Ology Foot Dimensions

30"W Ology base units can house Ology legs of 24" or 30" in length. 36"W and 42"W units can house Ology legs of 24", 30", 36", or 40" in length.

Application Topics

Base units are non-handed. Handedness is identified in the specification of the tops, which are ordered separately.

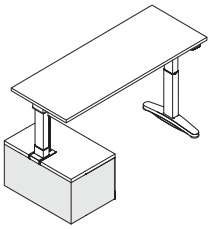

Application: Ology left

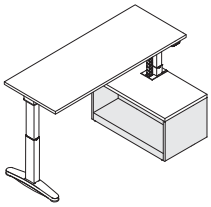

Application: Ology right

Application is determined by which leg of the Ology desk is located inside the storage.

Location of the Ology port in tops is determined by application orientation. If right leg is integrated into storage, it is a right application. Ology desk cannot be placed in the middle of the common top.

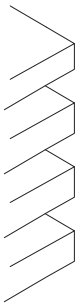

Universal laminate enhanced storage tops are 1"H. 1 3/16"H tops will ensure proper alignment in Answer beam applications.

Square edge laminate tops feature optional power access door and can be used as individual storage tops or common tops.
▶Page 335

Universal tops for Ology application feature cutout for Ology leg and are used on individual storage units.

Common tops for Ology application can be used with two units side-by-side when one storage unit is required for Ology leg integration.

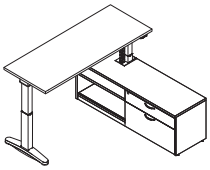

Common tops for Ology application are available when ganging Ology base units to other Universal Laminate low storage of the same height. Select proud option tops to ensure alignment with other base units with drawer or door fronts.
▶See page 286 for common tops.

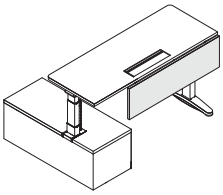

Ology modesty panel or Universal privacy/ modesty screens must be undersized and justified to the outside when used with storage unit.

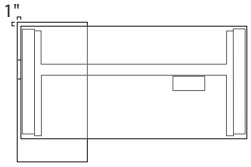

To help avoid pinch points, the Universal laminate One-High low storage for Ology application extends 1" past the back of the Ology worksurface.

Shipping

Laminate cases are normally shipped in heavy-duty, recyclable stretch wrap to reduce the amount of corrugated board needed.

Surface Materials

Case
- Laminate

Universal Laminate Enhanced Credenzas

Credenzas are 18⅞" deep and available in box/file with open and open/open configurations.
Tip: Using Universal laminate enhanced storage with Universal steel storage is not recommended.
▶Specifying, page 374

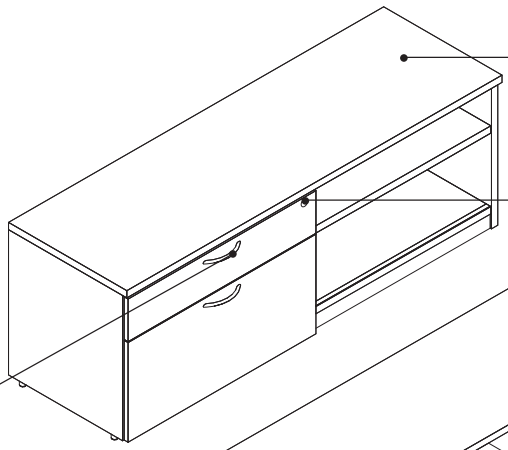

Top is standard 1"H laminate.

Lock is standard on credenzas and is located at top right corner of drawer. Locks are standard factory installed, keyed random.
▶Lock and Keying, page 444

Pulls on credenzas are available in a variety of shapes.

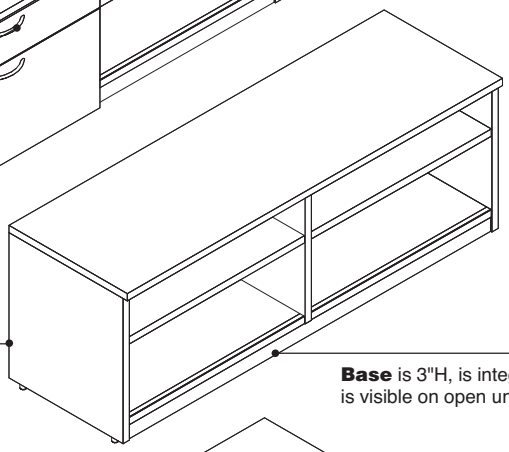

Finished back is included on all units.

Base is 3"H, is integral, and is visible on open units only.

Credenzas can be specified with recessed back to allow space to access power outlets on Answer beam.
Tip: Top with access ports must be ordered separately.
▶Specifying, page 374

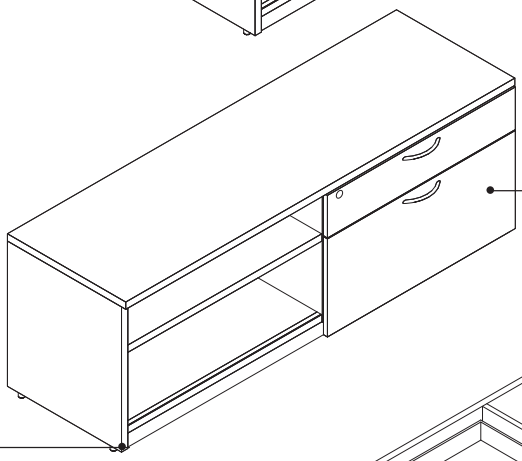

Drawers are standard 6"H and 12"H and open full depth for total access to the contents.

Recessed-back option provides access to power and data outlets in panel, beam, or wall.

Leveling glides adjust up to 1¼" to install credenza on uneven floors.

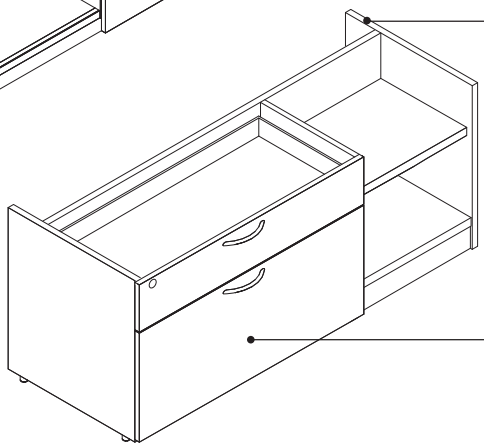

Drawer fronts are laminate.

Universal laminate enhanced credenzas provide storage and support to beam based settings. A variety of credenza configurations are available to accommodate a range of applications and needs.
▶See *Answer Beam and Answer Fence Specification Guide* for Stability Guidelines.

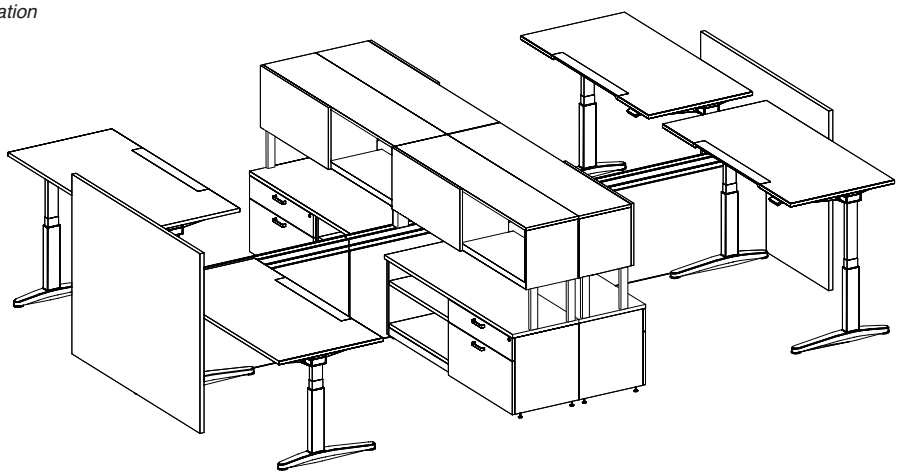

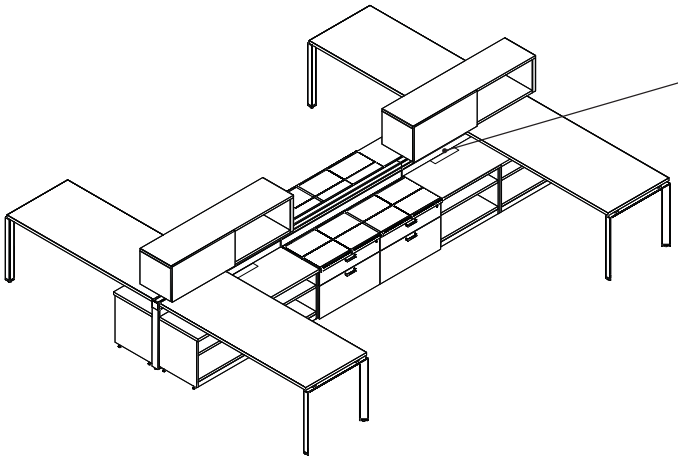

Use recessed-back option for credenzas parallel to Answer beam to allow access to power outlets in conjunction with power access door tops.

Actual Dimensions

Full-Depth Credenzas

	Box/File, Open	Open/Open
Depth	18 7/8"	18 7/8"
Width	42", 48", 60", and 72"	48", 60", and 72"
Drawer width	42", 48"W units: 30"	N.A.
	60"W units: 30"	N.A.
	72"W units: 36"	N.A.
Height	22 11/32"	22 11/32"

Tip: All heights are with standard top 1"-thick top. Using square edge tops will add 3/16" to the overall height and ensure proper alignment in Answer beam applications.

Tip: For 42"W open/open credenzas, see 42"W 1.5-High low storage, page 374.

Product Details

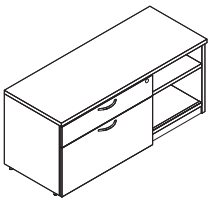

Full-depth credenzas feature laminate fronts, side, finished back, and 1" top.

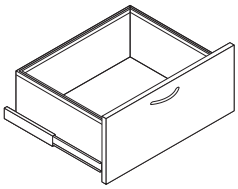

File drawer body is standard with integral top rail to accommodate hanging folder files.

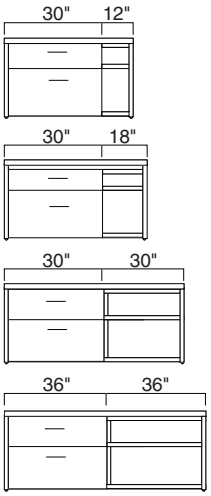

File drawer width in 42"W, 48"W, and 60"W cases is 30"W. File drawer width in 72"W case is 36"W.

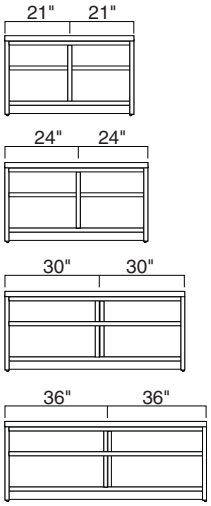

Open unit cases are divided evenly with a single center support in 42"W and 48"W cases and double center support in 60"W and 72"W cases.

Box and file drawers are a black miter-fold construction with a proud front.

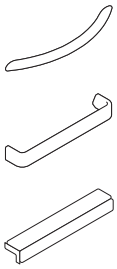

Pulls are available in the following styles—contemporary, jazz, and ledge.

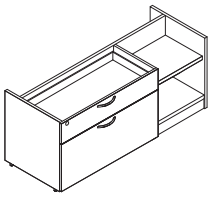

Recessed-back credenzas feature laminate fronts and sides. The back of the storage is inset 3¾" to allow access to Answer beam power receptacles. Storage does not include a top.

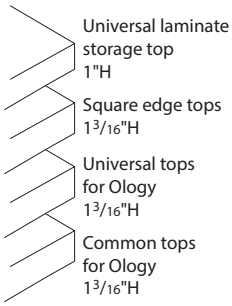

Universal laminate enhanced storage tops are 1"H. 1 3/16"H tops will ensure proper alignment in Answer beam applications.

Square edge laminate tops feature optional power access door and can be used as individual storage tops or common tops.
▶Page 339

Universal tops for Ology application feature cutout for Ology leg and are used on individual storage units.

Common tops for Ology application can be used with two units side-by-side when one storage unit is required for Ology leg integration.

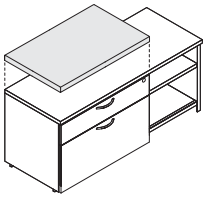

Basic cushion is ordered separately for use on Universal laminate credenzas with top. Basic cushion is field-installed and attaches to the existing top with hook and loop fastener.
Tip: If used with an open unit, the cushion will be flush to the front of the case.
▶Page 282

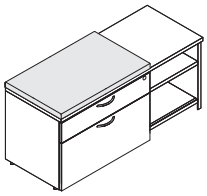

Cushion top is available on 22"H credenzas. Cushion top is ordered separately and requires field installation.
▶Page 282
Tip: If used with an open unit, the cushion will overhang the front by ¾".

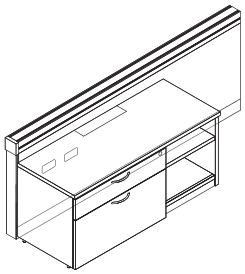

Square edge tops with ½" cord drop must be specified with door location that align with outlet location on Answer beam.
▶See *Answer Beam and Answer Fence Specification Guide.*

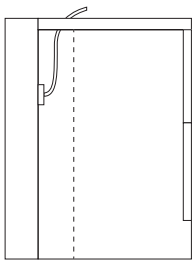

Universal laminate enhanced credenza with recessed back should be used when storage will be placed in front of a power outlet.

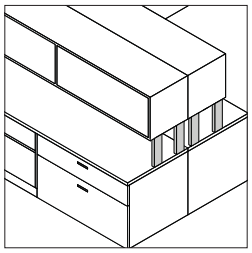

Specify no top option and order square edge tops with ½" cord drop or common tops separately when credenzas are used in conjunction with intermediate supports or mid-storage supports.



Locks are available factory- or field-installed. Factory-installed locks are standard and available keyed random only. Optional field-installed locks are available with consecutive, specific, and random keying options.



Field-installed lock cylinders (LOCKPB9201FR or LOCKPB9250FR) must be specified separately. When cylinders are ordered, the factory will omit lock cylinders from all Universal laminate storage products.
▶*Lock and Keying*, page 444

Counterweight packages are required to ensure product stability and are ordered as an option or separately. Product specification pages indicate the correct counterweight package for each style number and any exceptions where counterweights are not required.

Storage Capacities and Dimensions
▶Page 464

Counterweight Requirements for Storage Products
▶Pages 7–14

Application Topics

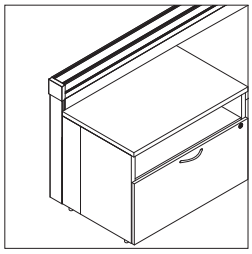

Credenzas used to support one end of overheads or organizers must be connected to Answer beam using storage-to-beam connector. Use single-sided stanchion kit to connect to Answer beam and use mid-storage supports.
▶See *Answer Beam and Answer Fence Specification Guide.*

Mid-storage supports can be used with credenza to support the opposite end of stanchion mounted storage on an Answer beam. These supports can also be used on both ends of an overhead unit to support it freestanding.
▶Page 347

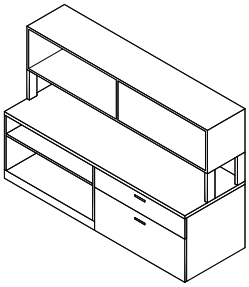

Mid storage supports can be used on both ends of an overhead unit to the credenza unit. Credenza must be a box/file/open unit with counterweight. Universal top should be specified.

Shipping

Laminate credenzas are normally shipped in heavy-duty, recyclable stretch wrap to reduce the amount of corrugated board needed.

Laminate credenzas ordered with the no top option will ship with temporary top which must be removed before adding top, ordered separately.

Counterweight packages ship separately from case and must be field-installed.

Surface Materials

Universal laminate storage can be specified with different case, drawer front, and top laminate finishes.

Credenza case
- Laminate

Drawer fronts
- Laminate

Laminate top
- Laminate

Contemporary pull
- 0835 Black
- 9201 Polished Chrome
- 9211 Nickel
- 9212 Silver

Jazz pull
- 0835 Black
- 4799 Platinum Metallic
- 9201 Polished Chrome
- 9211 Nickel
- 9212 Silver

Ledge pull
- 4799 Platinum Metallic
- 7207 Black

Lock
- 9201 Polished Chrome
- 9250 Ember Chrome

Cushion top
- Fabric
- Leather

Basic cushion
- Fabric

Universal Laminate Enhanced Credenzas for Ology Application

Universal laminate enhanced credenzas are available to accommodate Ology leg integration. They provide a clean aesthetic with an efficient footprint. Ease of access to your items under the desk is convenient with the open side of the configuration.
Tip: Using Universal laminate storage with Universal steel storage is not recommended.
▶Specifying, page 376

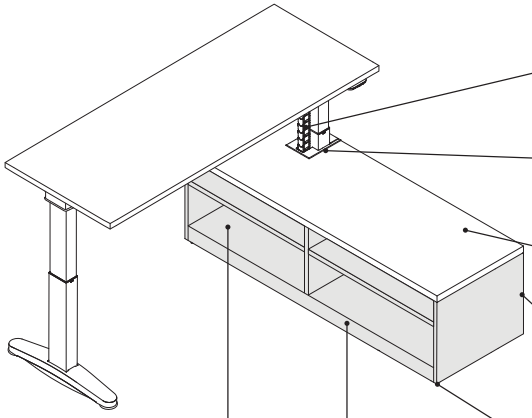

Wire manager keeps wires tidy and functionally flexes vertically.

Grommet provides a clean area where the desk leg integrates.

Units come without tops. Universal laminate enhanced tops for Ology application are ordered separately.
▶See page 377.

Units can be ordered with finished or open back.

Leveling glides adjust up to 1¼" to install credenza on uneven floors.

3"H base is integral.

Usable depth in the credenza is 10½"D.

Actual Dimensions

Full-Depth Credenzas	
Depth with top	18⅞"
Width	48", 60", and 72"
Height	21 11/32"

Product Details

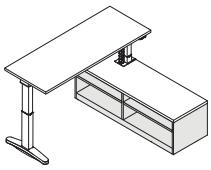

Credenzas can only be used with Ology basic range desks.

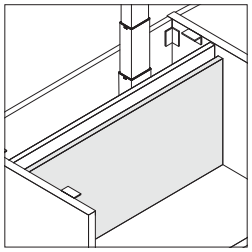

Credenzas for Ology application have a removeable interior back panel to allow access to the Ology base.

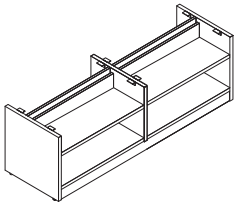

Open back

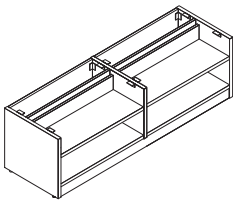

Finished back

Ology base units offer an option of open back or a finished back for use in applications where back of unit is exposed such as an aisleway.

Integrated leg options are meant for use with Ology height-adjustable desks only.

Application Topics

Base units are non-handed. Handedness is identified in the specification of the tops, which are ordered separately.

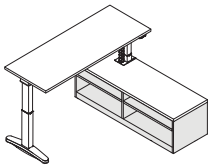

Application: Ology left

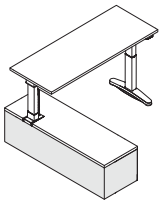

Application: Ology right

Application is determined by which leg of the Ology desk is located inside the storage.

Location of the Ology port in tops is determined by application orientation. If right leg is integrated into storage, it is a right application. Ology desk cannot be placed in the middle of the common top.

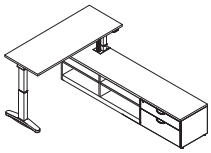

Common tops for Ology application are available when ganging Ology base units to other Universal Laminate storage of the same height. Select proud option tops to ensure alignment with other base units with drawer or door fronts.
▶See page 286 for common tops.

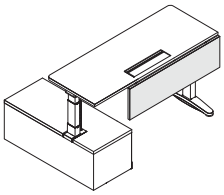

Ology modesty panel or Universal privacy/ modesty screens must be undersized and justified to the outside when used with storage unit.

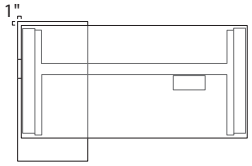

To help avoid pinch points, Universal storage for Ology application extends 1" past the back of the Ology worksurface.

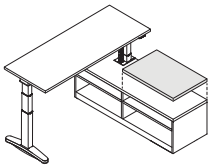

Basic cushion is ordered separately for use on Universal laminate credenzas with top. Basic cushion is field-installed and attaches to the existing top with hook and loop fastener.
Tip: If used with an open unit, the cushion will be flush to the front of the case.
▶Page 282

Answer Beam Application

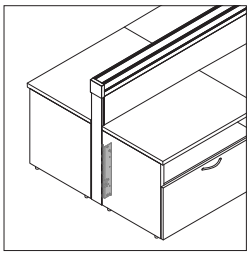

Credenzas for Ology Applicaion may be used to support one end of Answer beam using storage-to-beam connector. Credenza must be specified with finished back option.
▶Page 286

Credenzas cannot be placed over an Answer panel foot.

Shipping

Laminate cases are normally shipped in heavy-duty, recyclable stretch wrap to reduce the amount of corrugated board needed.

Laminate credenzas for Ology application will ship with temporary top which must be removed before adding top, ordered separately.

Surface Materials

Credenza case
- Laminate

Universal Laminate Enhanced One-High, 1.5-High, and Two-High Storage Filler Panels

Fillers can be used with 18"D Universal laminate One-, 1.5-, and Two-High low storage in conditions where 24"D worksurface is desired. The filler will fill gap between storage and panel.
▶Specifying, page 378

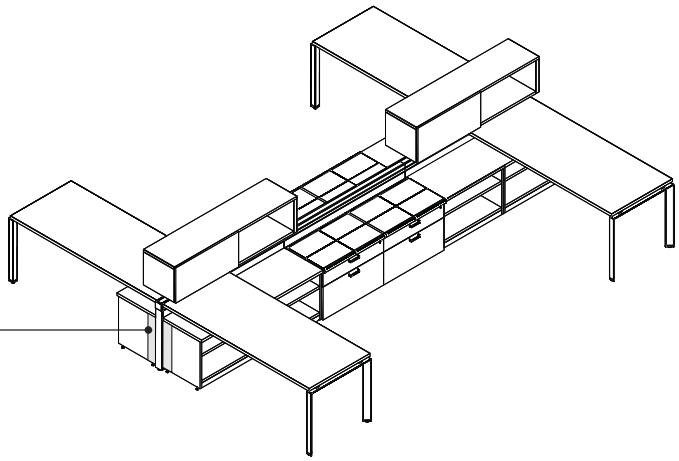

Fillers attach to low storage unit and to the worksurface above. Fillers cannot be used with the storage-to-beam connector to provide support to beam.

Fillers are laminate with matching edge banding. They are available in three heights to match the height of Universal laminate enhanced One-, 1.5-, and Two-High storage without tops.

Fillers should not be used to enclose location of a base power infeed.

Universal Laminate Enhanced Towers and Wardrobes

Towers and wardrobes provide storage for a variety of work and personal items including: paper, binders, books, and coats.
Tip: Using Universal laminate enhanced storage with Universal steel storage is not recommended.
▶Specifying, pages 380–386.

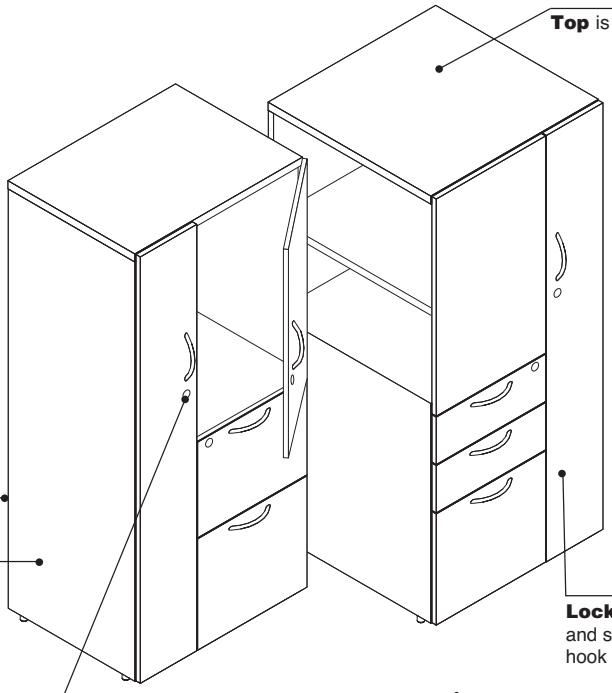

Top is standard 1"H laminate.

Finished back is standard.

Towers are available in a variety of configurations combining coat storage, fixed and adjustable shelves, and file drawers.

Locker space is 8" wide and standard with a coat hook on hinge side of door.

Locks are standard on door and drawers. Locks are standard factory-installed, keyed random. Door and drawer locks are keyed alike.
▶*Lock and Keying*, page 444

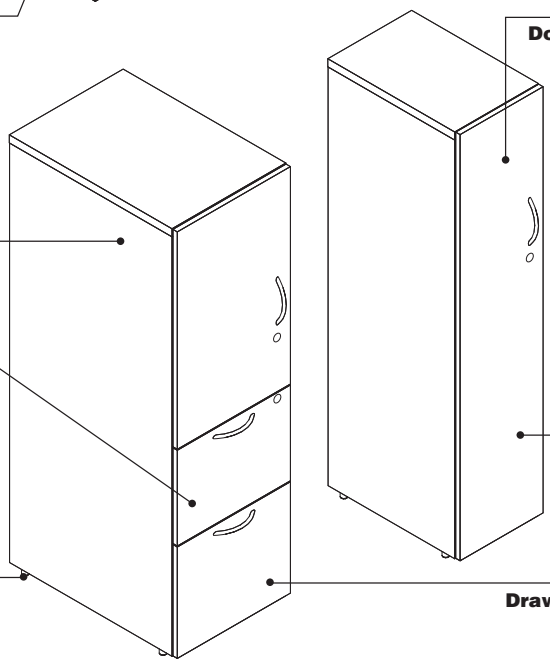

Door fronts are laminate.

Base is 3"H and is integral to the case.

Drawers open their full depth for total access to the contents.

Interior dimensions 10"W x 17½"D or 22½"D.

Leveling glides adjust to install tower and wardrobe on uneven floors and have a 1¼" adjustable range.

Drawer fronts are laminate.

Product Details

Tower and wardrobes cannot be placed over an Answer panel.

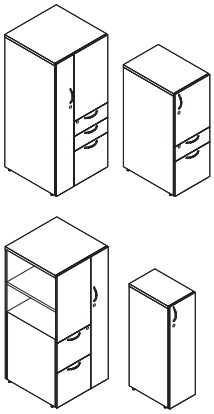

Towers, vertical cabinets, and wardrobes are available in heights that align with Answer panels and other storage units.

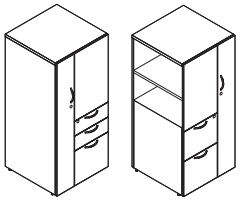

Tower and wardrobe combines coat storage, box and file drawers, fixed and adjustable shelves.

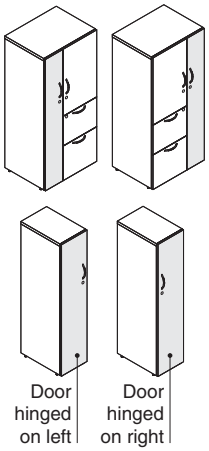

Door on wardrobe is full height and can be hinged on the left or right. Coat hook is always located on the same side as the door hinge.

Actual Dimensions

	Single Door with Drawers	Dual Door with Drawers	Side Access Tower with Drawers	Single Door Wardrobe
Depth	24"	18⅞" and 24"	24"	18⅞" and 24"
Width	16¼"	24"	24"	12"
Height	41 25/32", 47 31/32", 54⅛", and 66½"	41 25/32", 47 31/32", 54⅛", and 66½"	41 25/32", 47 31/32", 54⅛", and 66½"	41 25/32", 47 31/32", and 54⅛"

Steelcase
June 2019

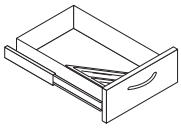

Box drawers are a black miter-fold construction with a proud front. One pencil tray is included with each box drawer.

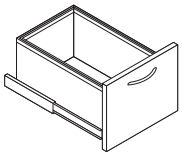

File drawer body is standard with integral top rail to accommodate hanging folder files.

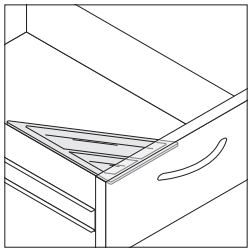

Pencil tray to hold small office supplies is included in units with box drawers.

Contemporary pull

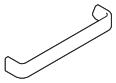

Jazz pull

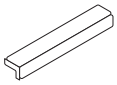

Ledge pull

Pulls are available in the following styles—contemporary, jazz, and ledge.

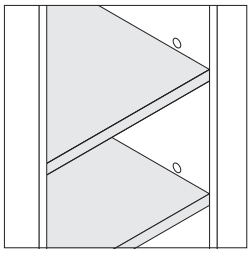

Adjustable shelves on 47 31/32"H, 54 1/8"H, and 66 1/2"H side towers are recessed from the side of the tower. 41 25/32"H towers have a fixed shelf. 47 31/32"H and 54 1/8"H towers have one adjustable and one fixed shelf. 66 1/2"H towers have open space for 27 21/32"H shelves. The adjustable shelf can be placed within that space between 12 5/32" and 13 13/32" above the base of the opening. Adjustable shelves adjust in 1 1/4" vertical increments.



Locks are available factory or field-installed. Factory-installed locks are standard and available keyed random only. Door and drawer locks are keyed alike. Optional field-installed locks are available with consecutive, specific, and random keying options. Master-keyed locks are also available. Field-installed lock cylinders must be specified separately.
▶ *Lock and Keying*, page 444



Field-installed lock cylinders (LOCKPB9201FR or LOCKPB9250FR) must be specified separately. When cylinders are ordered, the factory will omit lock cylinders from all Universal laminate storage products.
▶ *Lock and Keying*, page 444

Drawer lock in open side tower is located in the top box or file drawer.

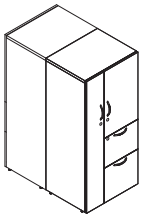

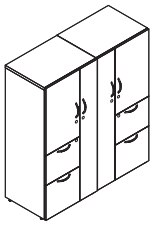

Ganging hardware is available to provide alignment by joining adjacent laminate storage components side-by-side, back-to-back, or both.

⚠WARNING

Wardrobes must be attached to another wardrobe, another storage unit, or a wall to ensure stability and prevent wardrobe from tipping over. See Assembly Directions for further instruction, available from your Steelcase dealer or call 1-888-783-3522.

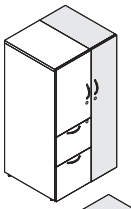



12"W wardrobe tower must be attached to a similar unit, pedestal, low storage, or wall.

Counterweight packages are required to ensure product stability and are ordered as an option or separately. Product specification pages indicate the correct counterweight package for each style number and any exceptions where counterweights are not required.

Connections

Universal laminate enhanced towers align with 24"D worksurfaces.

Surface Materials

Universal laminate enhanced storage can be specified with different case, door and drawer front, and top laminate finishes.

Tower or wardrobe case
- Laminate

Door and drawer fronts
- Laminate

Laminate top
- Laminate

Contemporary pull
- 0835 Black
- 9201 Polished Chrome
- 9211 Nickel
- 9212 Silver

Jazz pull
- 0835 Black
- 4799 Platinum Metallic
- 9201 Polished Chrome
- 9211 Nickel
- 9212 Silver

Ledge pull
- 4799 Platinum Metallic
- 7207 Black

Lock
- 9201 Polished Chrome
- 9250 Ember Chrome

Drawer bodies, pencil tray, and box drawer divider
- Black

Coat hook
- Brushed nickel

Shipping

Towers are normally shipped in heavy-duty, recyclable stretch wrap to reduce the amount of corrugated board needed.

Counterweight ships separately from case and must be field installed.

Universal Laminate Enhanced Lateral Files

Lateral files are ideal for high-density paper storage.
▶Specifying, page 388
Tip: Using Universal laminate enhanced storage with Universal steel storage is not recommended.

Top is standard 1"H laminate on units.

Pulls on lateral files are available in a variety of shapes. Pulls are located at the top of a drawer.

Finished back is standard.

Base is 3"H and is integral to the case.

Drawers open their full depth for total access to the contents and are standard 12"H.

Recessed back is an option on Two-High 18"D lateral files. These units will ship without top. Order top separately.

Lock is standard on lateral files and secures all drawers. Locks are standard factory-installed, keyed random.
▶*Lock and Keying*, page 444

Leveling glides adjust to install lateral files on uneven floors and have a 1 1/4" adjustability range.

Product Details

Laterals cannot be placed over an Answer panel foot.

Contemporary pull

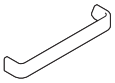
Jazz pull

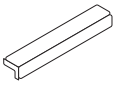
Ledge pull

Pulls are available in the following styles—contemporary, jazz, and ledge.

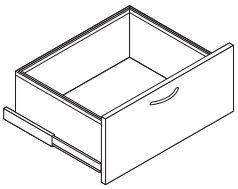

File drawer body is standard with integral top rail to accommodate hanging folder files. Drawers are a black miter-fold construction with a proud front.

Safety interlock system allows only one drawer or roll-out shelf to be opened at a time.

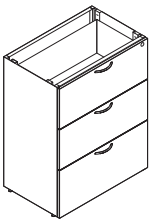

No-top option for lateral files is available for installations where cases will be installed under a worksurface or beneath a common top shared among several lateral files. Hardware is included to attach case to worksurface. No-top option reduces height of file by 1".
Tip: Cabinet depths match Universal proud depth worksurfaces.

Actual Dimensions

	Two-High	Three-High	Four-High
Depth	18 7/8" and 24"	18 7/8"	18 7/8"
Width	30" and 36"	30" and 36"	30" and 36"
Height	28 11/32"	40 5/16"	52 9/32"

Tip: Heights shown are with standard 1"-thick top.



Locks are available factory- or field-installed. Factory-installed locks are standard and available keyed random only.



Optional field-installed locks are available with consecutive, specific, and random keying options.

Field-installed lock cylinders (LOCKPB9201FR or LOCKPB9250FR) must be specified separately. When cylinders are ordered, the factory will omit lock cylinders from all Universal laminate storage products.
▶*Lock and Keying*, page 444

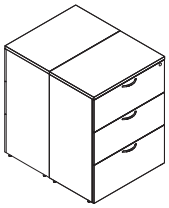

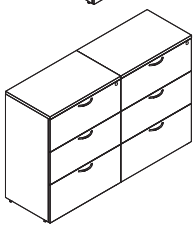

Ganging hardware is available to provide alignment by joining adjacent components side-by-side, back-to-back, or both.

Counterweight packages are required to ensure product stability and are ordered as an option or separately. Product specification pages indicate the correct counterweight package for each style number and any exceptions where counterweights are not required.

Surface Materials

Universal laminate enhanced storage can be specified with different case, drawer front, and top laminate finishes.

Lateral case
- Laminate

Drawer fronts
- Laminate

Laminate top
- Laminate

Contemporary pull
- 0835 Black
- 9201 Polished Chrome
- 9211 Nickel
- 9212 Silver

Jazz pull
- 0835 Black
- 4799 Platinum Metallic
- 9201 Polished Chrome
- 9211 Nickel
- 9212 Silver

Ledge pull
- 4799 Platinum Metallic
- 7207 Black

Lock
- 9201 Polished Chrome
- 9250 Ember Chrome

Drawer bodies
- Black

Application Topics

Storage Capacities and Dimensions
▶Page 464

Counterweight Requirements for Storage Products
▶Pages 7–14

Shipping

Lateral files are normally shipped in heavy-duty, recyclable stretch wrap to reduce the amount of corrugated board needed.

Counterweight packages ship separately from case and must be field-installed.

Universal Laminate Enhanced Bookcases

Bookcases offer convenient storage for binders, books, and other objects.
▶Specifying, page 390
Tip: Using Universal laminate enhanced storage with Universal steel storage is not recommended.

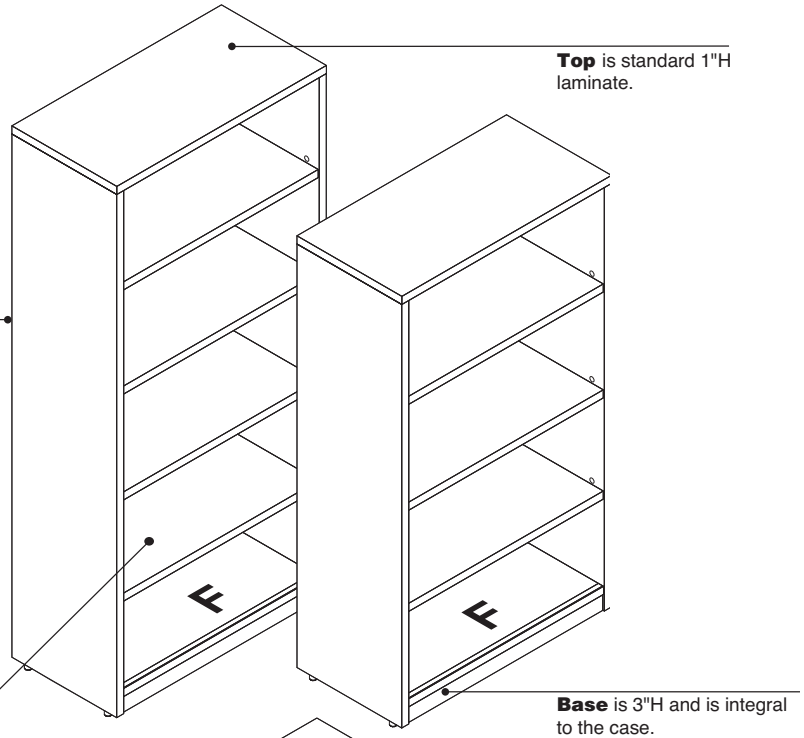

Top is standard 1"H laminate.

Finished back is standard.

Shelves adjust in 1¼" vertical increments using a reversible bracket.

Base is 3"H and is integral to the case.

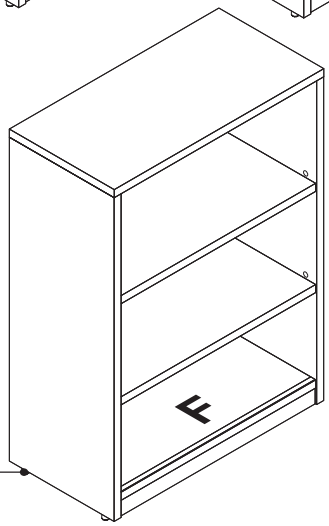

Leveling glides adjust up to 1¼" to install bookcase on uneven floors.

F = Fixed shelf

Actual Dimensions

Depth	15"
Width	30" and 36"
Height	41 25/32", 47 31/32", 54⅛", 66½", and 72 11/16"

Product Details

Bookcases cannot be placed over an Answer panel foot.

Bookcases are available with adjustable shelves. Shelves can be repositioned without using tools.

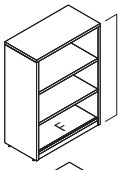

41 25/32"H and 47 31/32"H

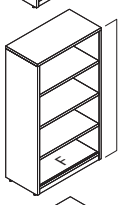

54 1/8"H



66 1/2"H and 72 11/16"H

Number of adjustable shelves per bookcase depends on case height:

41 25/32"H	2 adjustable shelves
47 31/32"H	2 adjustable shelves
54⅛"H	3 adjustable shelves
66½"H	4 adjustable shelves
72 11/16"H	4 adjustable shelves

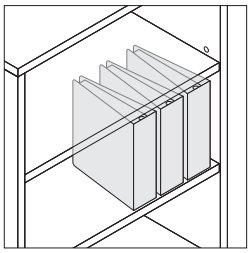

Standard-size binders will fit in bookcases with adjustable shelves.

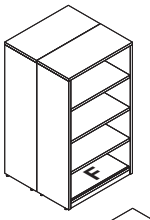

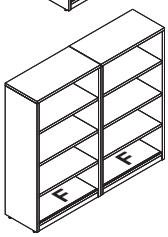

Ganging hardware is available to provide alignment by joining adjacent components side-by-side, back-to-back, or both. Universal laminate bookcases 66½"H and larger must be placed against a wall if not ganged back-to-back.

F = Fixed shelf

Surface Materials

Universal laminate enhanced storage can be specified with different case and top laminate finishes.

Bookcase case
- Laminate

Laminate top
- Laminate

Adjustable shelf brackets
- Brushed nickel

Application Topics

Storage Capacities and Dimensions
▶Page 467

Counterweight Requirements for Storage Products
▶Pages 7–14

Shipping

Bookcases are normally shipped in heavy-duty, recyclable stretch wrap to reduce the amount of corrugated board needed.

Directional Laminate and Edge Profile Detail

The appearance of laminate may change slightly depending on the angle from which it is viewed. This natural phenomenon is called polarization, and it can be seen on natural veneer, and to a lesser extent on composite veneer. Polarization is often noticed on worksurfaces installed at a 90° angle with each other. Please refer to the following illustrations for an understanding of grain direction on your installation.

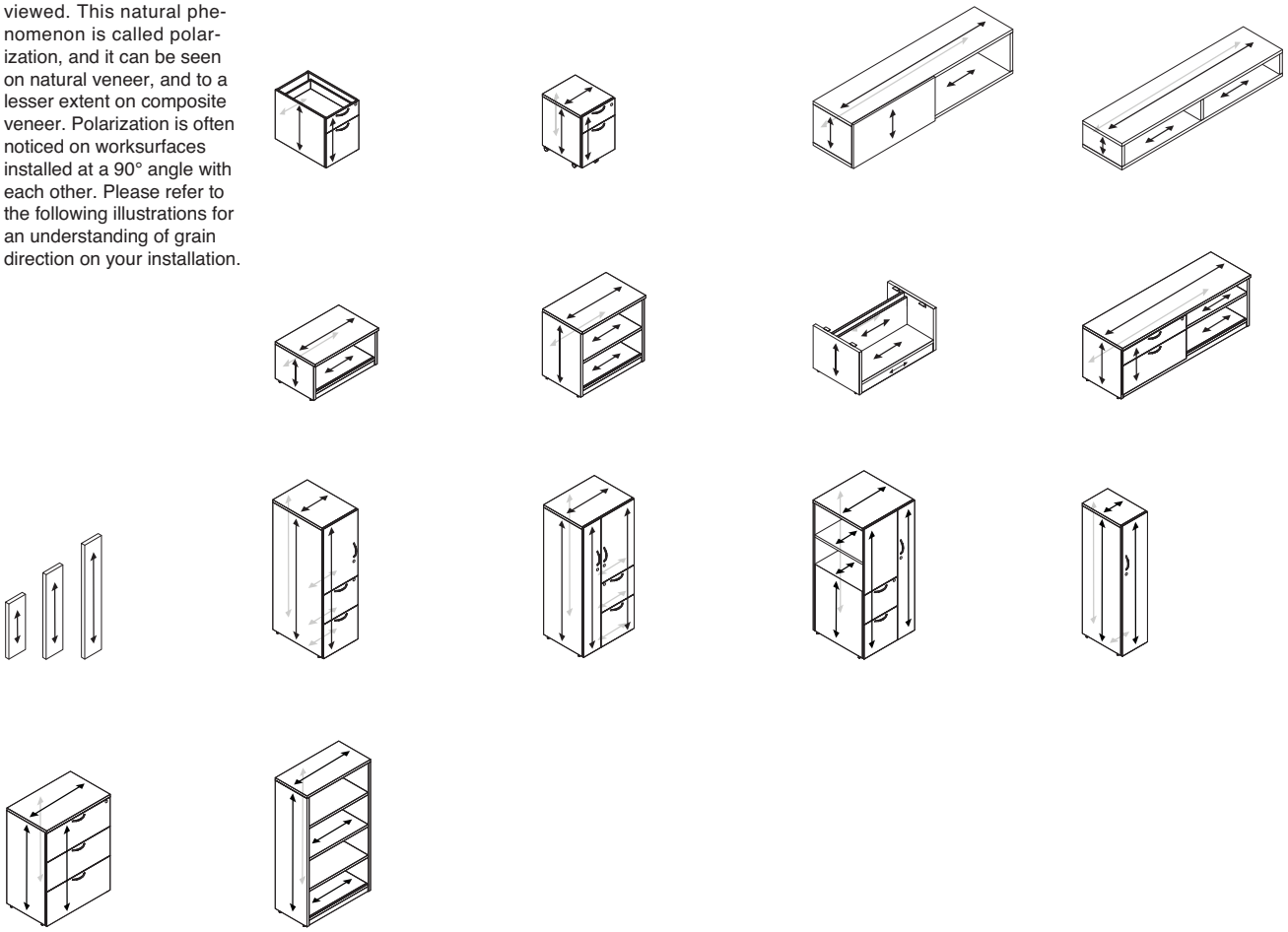

Understanding High-Density Storage Products

Statement of Line 154

High-Density Storage 156

High-Density Storage Value Package 158

Statement of Line

High-Density Storage Products

24" or 30"D

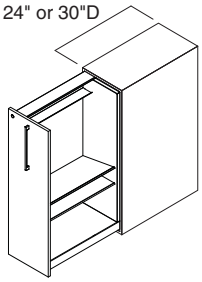

Understanding
▶ Page 156
Specifying
▶ Page 394

High-Density Storage

	12"W	15"W
42"H	●	●
48"H	●	●

24" or 30"D

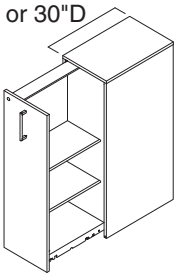

Understanding
▶ Page 158
Specifying
▶ Page 396

High-Density Storage Value Package

	12"W	15"W
42"H	●	●
48"H	●	●

High-Density Storage

High-density storage is a personal storage product that provides ample organizational space with the added benefit of extendable privacy. Two configurations are available, shelf and bag drop. Resident workers are supported with room for their piles, files, and supplies to support their work flow in the high-density storage with shelf versions. Mobile workers have temporary storage and ease of access for all their belongings in the high-density storage with bag drop versions.

▶ Specifying, page 394

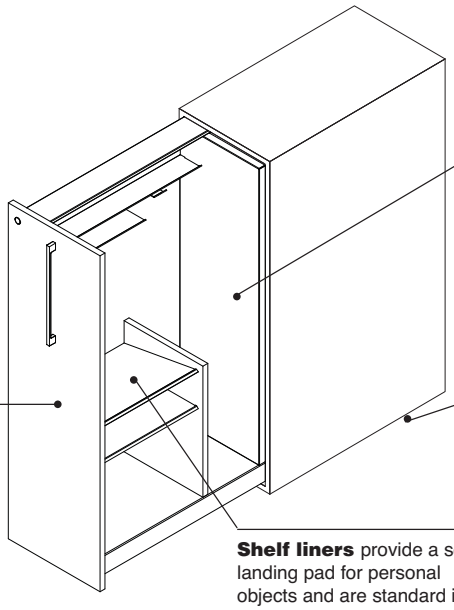

Coat closet, available as an option, is 7"W on 24"D units and 8"W on 30"D units and standard with two coat hooks.

Front is available in laminate or veneer.

Contrasting front is available as an option.

Leveling glides adjust to install case on uneven floors and have a ½" adjustable range.

Shelf liners provide a soft landing pad for personal objects and are standard in the bag drop configuration.

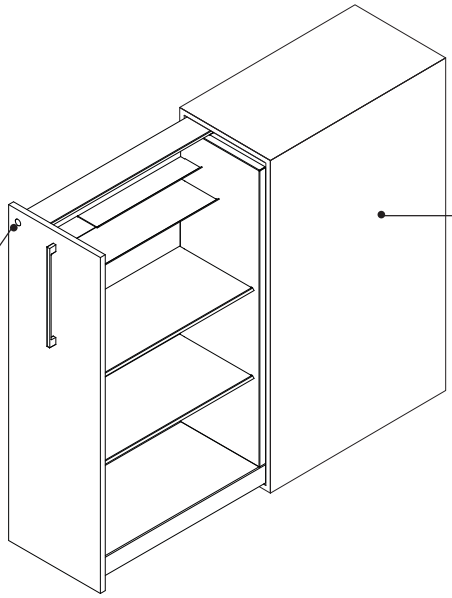

Case is available in laminate or veneer.

Locks are standard on door. Locks are standard factory-installed, keyed random.

▶ *Lock and Keying*, page 444

Actual Dimensions

Depth	24" and 30"
Width	12" and 15"
Height	42" and 48"

Product Details

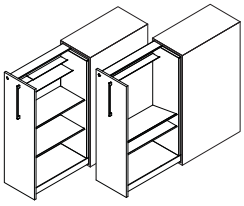

Two configurations are available on the 15"W version, the shelf configuration or the bag drop configuration. Only the shelf configuration is available on the 12"W version.

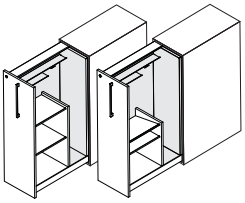

Coat closet is available as an option.

Left-hand configuration

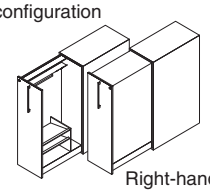

Right-hand configuration

Left-hand and right-hand configurations are available.

Mirrors are standard in all cases.

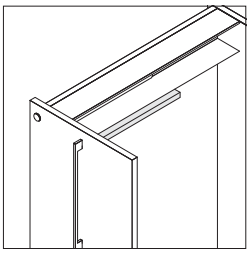

Light is available as an option on the bag drop configuration only.

Nile pull

Bar pull

Contemporary pull

Jazz pull

Pull on high-density storage defaults with a nile pull. Bar, contemporary, and jazz pull are available as an option.



Locks are available factory- or field-installed. Factory-installed locks are standard and available keyed random only. Optional field-installed locks are available with consecutive, specific, and random keying options. Master-keyed locks are also available. Field-installed lock cylinders must be specified separately.
▶*Lock and Keying*, page 444

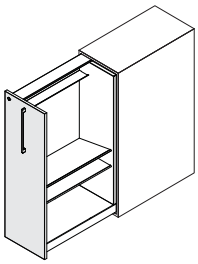

Contrasting fronts and horizontal grain direction are available options for laminate front/laminate case, veneer front/laminate case, or laminate front/ veneer case.

Application Topics

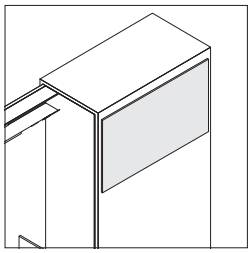

Magnetic boards, available as an option, are fabric-wrapped steel providing a place for visual display. The size of the magnetic board is determined by high-density case height and depth. Magnetic boards are field installed.
Tip: Magnetic board is not available on 12"W unit.

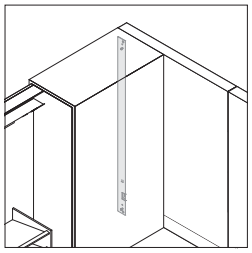

Panel connector bracket is available to connect to an Answer panel. Connector bracket provides added stability to panels and eliminates the need for return panels.

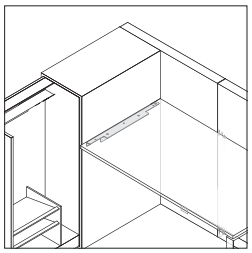

Worksurface support bracket can be used to mount a worksurface off one side of the high-density storage eliminating the need for other worksurface supports such as legs or end supports next to the case.

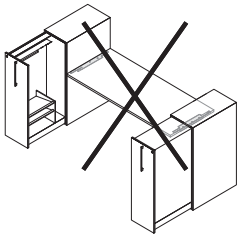

Worksurface support bracket can be used to support one side of a worksurface only.

Surface Materials

Case, including front
- Laminate
- Veneer

Case interior and worksurface support bracket
- Paint

Shelf
- 7360 Merle

Contemporary, jazz, and bar pulls
- 0835 Black
- 9201 Polished Chrome
- 9211 Nickel
- 9212 Silver

Nile pulls
- 0835 Black
- 4799 Platinum Metallic
- 7278 Dark Bronze
- 9201 Polished Chrome
- 9211 Nickel

Magnetic board
- Cogent: Connect
- Billiard Multi-Use by Designtex

Panel connector bracket
- 0835 Black

Lock
- 9201 Polished Chrome
- 9250 Ember Chrome (option)

Application Topics

Storage Capacities and Dimensions
▶Page 452

Counterweight Requirements for Storage Products
▶Pages 7–14

Shipping

High-density storage is normally shipped in heavy-duty, recyclable stretch wrap to reduce the amount of corrugated board needed.

High-Density Storage—Value Package

The high-density storage value package is a simplified configuration of high-density storage that solves organizational needs at a lower pricepoint. It is available with a laminate case with steel interior and limited specification options.
▶ Specifying, page 396

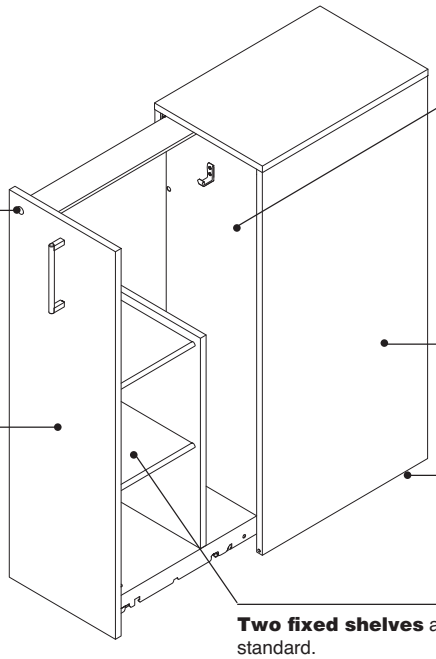

Coat closet, available as an option, attaches to inside panel.

Locks are standard on door. Locks are standard factory-installed, keyed random.
▶ *Lock and Keying*, page 444

Case is available in laminate.

Front is laminate.

Contrasting front is available as an option.

Leveling glides adjust to install case on uneven floors and have a ½" adjustable range.

Two fixed shelves are standard.

Product Details

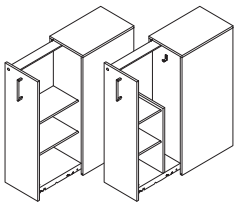

Coat closet is available as an option.
Tip: Coat hook is unique to the value package and will be visually different than in high-density storage.

Left-hand and right-hand configurations are available.

Value package does not include mirror, lock cover, or upper shelves found in high-density storage units.

Nile pull

Bar pull

Contemporary pull

Jazz pull

Pull on high-density storage defaults with a nile pull. Bar, contemporary, and jazz pull are available as an option.

Actual Dimensions

Depth	24" and 30"
Width	12" and 15"
Height	42" and 48"



Locks are available factory- or field-installed. Factory-installed locks are standard and available keyed random only. Optional field-installed locks are available with consecutive, specific, and random keying options. Master-keyed locks are also available. Field-installed lock cylinders must be specified separately.
▶*Lock and Keying*, page 444

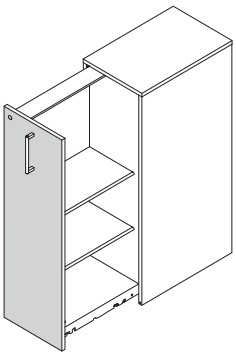

Contrasting fronts and horizontal grain direction are available options.

Application Topics

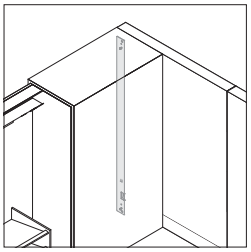

Panel connector bracket is available to connect to an Answer panel. Connector bracket provides added stability to panels and eliminates the need for return panels.

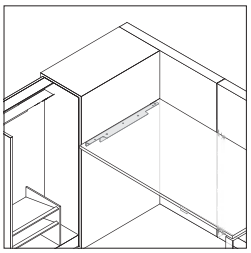

Worksurface support bracket can be used to mount a worksurface off one side of the high-density storage eliminating the need for other worksurface supports such as legs or end supports next to the case.

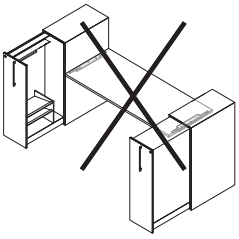

Worksurface support bracket can be used to support one side of a worksurface only.

Surface Materials

Case, including front
- Laminate

Case interior and worksurface support bracket
- Paint

Shelf
- 7360 Merle

Contemporary, jazz, and bar pulls
- 0835 Black
- 9201 Polished Chrome
- 9211 Nickel
- 9212 Silver

Nile pulls
- 0835 Black
- 4799 Platinum Metallic
- 7278 Dark Bronze
- 9201 Polished Chrome
- 9211 Nickel

Panel connector bracket
- 0835 Black

Lock
- 9201 Polished Chrome
- 9250 Ember Chrome (option)

Application Topics

Storage Capacities and Dimensions
▶Page 452

Counterweight Requirements for Storage Products
▶Pages 7–14

Shipping

High-density storage is normally shipped in heavy-duty, recyclable stretch wrap to reduce the amount of corrugated board needed.

Understanding 900 Series Products

900 Series Lateral Files 162

900 Series Lateral Files with Lift-Up Doors and Roll-Out Shelves 166

900 Series Lateral Files

900 Series lateral files are ideal for high-density paper storage.
▶Specifying, page 400

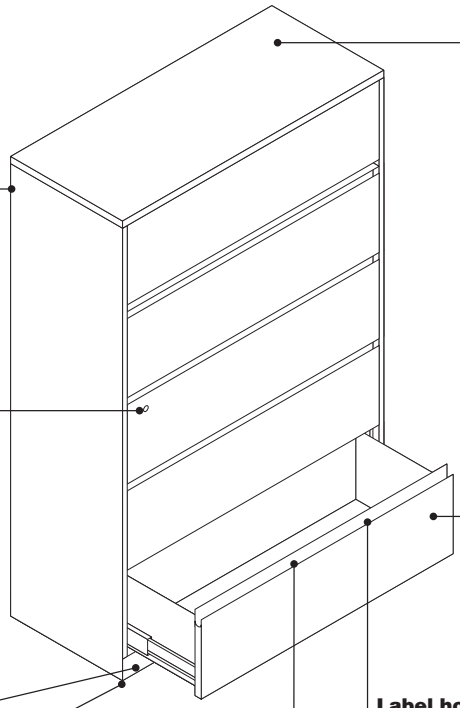

Top is standard 1"H steel. Other top options are available.

Finished back is standard.

Lock is standard on lateral files and secures all drawers and lift-up door. On 52"H and 65½"H files, lock is located at top left corner of drawer that is third from the bottom. On 28"H and 40"H files, lock is located at top left corner of top drawer. Locks are standard factory-installed, keyed random.
▶*Lock and Keying*, page 444

Drawers open their full depth for total access to the contents and are standard 12"H. 900 Series drawers and lift-up doors have flush fronts.

Base is 3"H and is integral to the case.

Leveling glides adjust up to ⅞" to install lateral files on uneven floors.

Label holders are included with each drawer. Label holder fits inside the integral pull or can be affixed to the front of the drawer or door. Perforated labels are included and can be created using the template available on www.steelcase.com/label.

Pulls on 900 Series drawers and lift-up doors are full width and integral. They complement Universal Storage flush front products. Pulls are located at the top of a drawer and at the bottom of a lift-up door.

Product Details

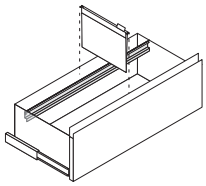

Drawer interiors include one hanging folder bar per drawer, which accommodates side-to-side filing of letter-, A4 international-, and legal-size hanging folders. Alternative interiors are available as options; your specification will apply to all the drawers within a single lateral file. Additional bars are available and must be specified separately.
▶Page 351

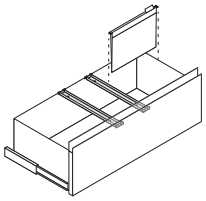

Rails accommodate front-to-back filing of letter-, A4 international-, and legal-size hanging folders. Rail packages accommodate two rows of letter-size files in 30"W and 36"W drawers and three rows of letter-size files in 42"W drawers. See *Storage Capacities* for additional details. Additional rails are available and must be specified separately.
▶Page 352

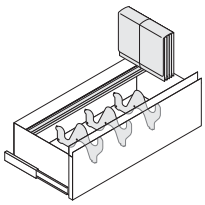

Dividers accommodate side-to-side filing of expandable folders and other objects. Divider packages include three dividers and one hanging folder bar per drawer. Additional dividers are available and must be specified separately.
▶Page 352

Actual Dimensions

Depth	18"
Width	30", 36", and 42"
Height	28", 40", 52", and 65½"

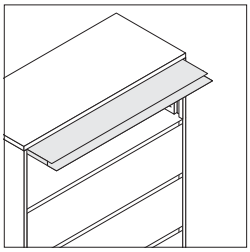

Lift-up door with fixed shelf is standard in the top position of 65½"H cases. Door is 13½"H to accommodate standard-height binders. Door recesses inside the case.

Lift-up door is available with an optional roll-out shelf in place of the standard fixed shelf.

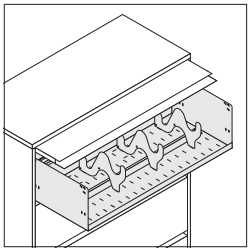

Roll-out shelf includes three dividers and one hanging file folder bar to function as a backstop.

Safety interlock system allows only one drawer or roll-out shelf to be opened at a time.



Locks are available factory- or field-installed. Factory-installed locks are standard and available keyed random only. Optional field-installed locks are available with consecutive, specific, and random keying options. Master-keyed locks are also available. Field-installed lock cylinders must be specified separately.
▶*Lock and Keying*, page 444

Individual drawer locks are available as an option for applications where you want to limit access to each drawer. Lateral files include a security shield above each drawer to prevent unauthorized access. In 65½"H cases, the lock in the drawer below controls the lift-up door in the top position. Individual locking drawers are only available with field-installed locks. Consecutive, specific, and random keying options are available. Field-installed lock cylinders must be specified separately.
▶*Lock and Keying*, page 444

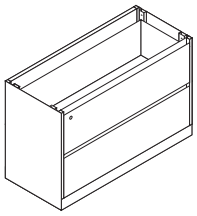

No-top lateral files are available for installations where cases will be installed under a worksurface or beneath a common top shared among several lateral files. Hardware is included to attach case to worksurface. No-top option reduces height of file by 1".

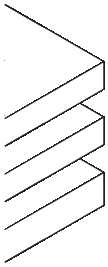

Laminate and wood veneer tops with square-edge profiles are available in place of standard 1"H steel tops. Laminate and wood veneer tops are 3/16" taller than steel tops and will add that dimension to the overall height of the lateral file.

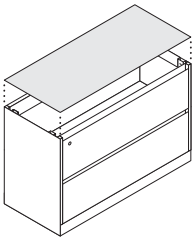

Security top is available as an option for installations where the file will be installed beneath a worksurface, but not physically attached. Thin steel top prevents unauthorized access to the contents of the cabinet. Security top is not structural and can be specified on 28"H files only. Security top reduces overall height of file to approximately 27"H.

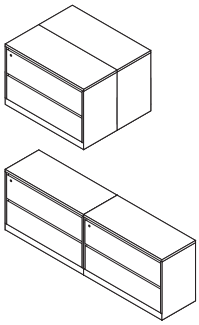

Ganging hardware is included to provide alignment by joining adjacent components side-by-side, back-to-back, or both.

Counterweight packages are required to ensure product stability and are ordered as an option or separately. Product specification pages indicate the correct counterweight package for each style number and any exceptions where counterweights are not required.

Connections

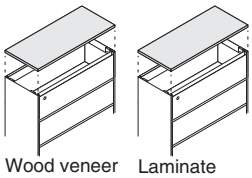

Wood veneer with square edge profile

Laminate with square edge profile

Field-installed tops are available in two choices—wood veneer with square edge profile or laminate with square edge profile. Tops can be used on an individual lateral file, or larger tops can be used to connect files to make a credenza.
▶Page 335

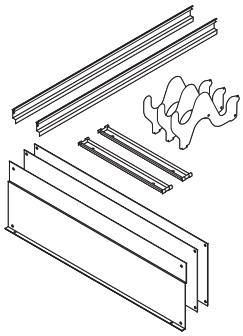

Field-installed accessories are available, including drawer accessories and counterweight packages.
▶Page 351

Floor anchor bracket (for TS Series Storage, TS 200 Series Storage, 900 Series Storage, 800 Series Storage and Universal Storage with 3" base) secures lateral files, towers, workstation verticals, cabinets, or bookcases to the floor for stability or to reduce the risk of hazards during earthquakes in seismic zones. Four bracket packages are required for each cabinet.
Note: **Local seismic requirements vary.** *Compliance with local code requirements is the responsibility of the customer or their authorized agent. For a California Office of State-wide Health Planning and Development (OSHPD) approved anchor bracket, contact Steelcase Specials. Tip: Anchor bracket cannot be used with pedestals.*
▶Page 357

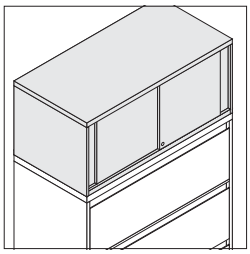

Overfile cabinets are separate components that are field installed on top of lateral files, combination cabinets, storage cabinets, and wardrobe cabinets to provide space for additional files, ring binders, or miscellaneous storage.
▶Page 406

Surface Materials

Lateral file, including steel top, drawer fronts, lift-up door, fixed shelf, and integral pulls
- Paint

Wood veneer top
- Wood veneer—Open pore finishes
- Customiz stain (option)

Laminate top
- Laminate
- Open Line laminate (option)

Lock
- 9201 Polished Chrome
- 9250 Ember Chrome (option)

Drawer bodies, roll-out shelves, hanging folder bars, rails, and dividers
- Black

Application Topics

Storage Capacities and Dimensions
▶ Page 452

Counterweight Requirements for Storage Products
▶ Pages 7–14

Shipping

Lateral files are normally shipped in heavy-duty, recyclable stretch wrap to reduce the amount of corrugated board needed.

Counterweight packages ship separately from case and must be field-installed.

900 Series Lateral Files with Lift-Up Doors and Roll-Out Shelves

900 Series lateral files with lift-up doors and roll-out shelves are ideal for high-density side-tab filing.
▶Specifying, page 402

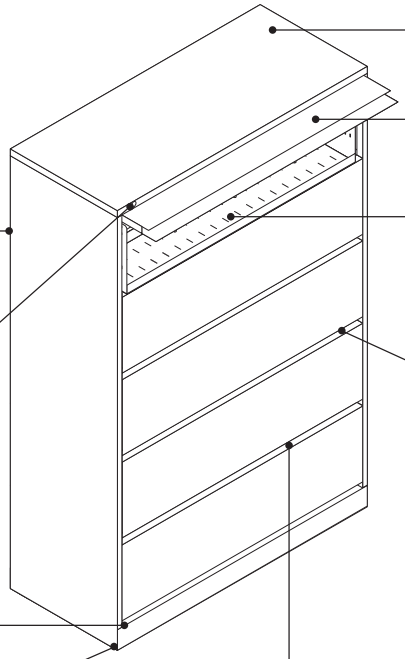

Top is standard 1"H steel. Other tops are available field-installed.

Lift-up doors are equipped with roll-out shelves.

Finished back is standard.

Roll-out shelves open their full depth for total access to the contents and are standard 12"H. 900 Series lift-up doors have flush fronts.

Lock is standard on lateral files and secures all lift-up doors. Lock is located at top left corner of the top. Locks are standard factory-installed, keyed random.
▶*Lock and Keying*, page 444

Label holders are included with each drawer. Label holder fits inside the integral pull or can be affixed to the front of the drawer or door. Perforated labels are included and can be created using the template available on www.steelcase.com/label.

Base is 3"H and is integral to the case.

Leveling glides adjust up to 7/8" to install lateral files on uneven floors.

Pulls on 900 Series drawers and lift-up doors are full width and integral. They complement Universal Storage flush front products. Pulls are located at the top of a drawer and at the bottom of a lift-up door.

Product Details

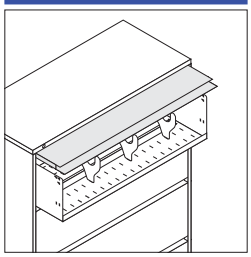

Lift-up doors on 65½"H units with five doors and no posting shelf are two different heights. The top door is 13½"H to accommodate standard-height binders. All other doors are 12"H to accommodate side-tab files. On 65½"H units with four lift-up doors, all doors are 15"H to accommodate standard-height binders. All doors recede inside the case.

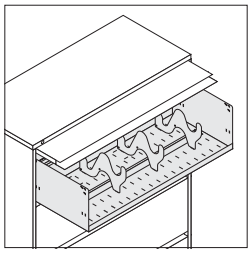

Each roll-out shelf includes one divider package to function as a backstop. Divider package includes three dividers and one hanging folder bar. Two hanging folder bars are available as an option and replace the divider package when specified.

Safety interlock system allows only one roll-out shelf to be opened at a time.

Actual Dimensions

Depth	18"
Width	30", 36", and 42"
Height	28", 40", 52", and 65½"



Locks are available factory- or field-installed. Factory-installed locks are standard and available keyed random only. Optional field-installed locks are available with consecutive, specific, and random keying options. Master-keyed locks are also available. Field-installed lock cylinders must be specified separately.
▶*Lock and Keying*, page 444

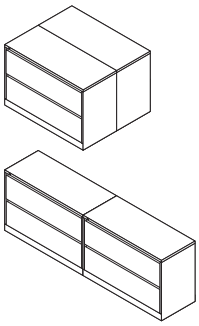

Ganging hardware is included to provide alignment by joining adjacent components side-by-side, back-to-back, or both.

Counterweight packages are required to ensure product stability and are ordered as an option or separately. Product specification pages indicate the correct counterweight package for each style number and any exceptions where counterweights are not required.

Connections

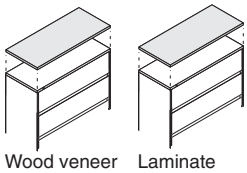

Wood veneer with square edge profile | Laminate with square edge profile

Field-installed tops are available in two choices—wood veneer with square edge profile or laminate with square edge profile. Tops can be used on an individual lateral file, or larger tops can be used to connect files to make a credenza.
▶Page 335

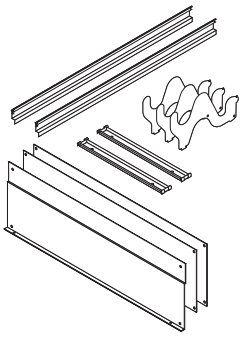

Field-installed accessories are available, including roll-out shelf accessories and counterweight packages.
▶Page 351

Floor anchor bracket (for TS Series Storage, TS 200 Series Storage, 900 Series Storage, 800 Series Storage and Universal Storage with 3" base) secures lateral files, towers, workstation verticals, cabinets, or bookcases to the floor for stability or to reduce the risk of hazards during earthquakes in seismic zones.
Note: **Local seismic requirements vary.** *Compliance with local code requirements is the responsibility of the customer or their authorized agent. For a California Office of Statewide Health Planning and Development (OSHPD) approved anchor bracket, contact Steelcase Specials. Tip: Anchor bracket cannot be used with pedestals.*
▶Page 357

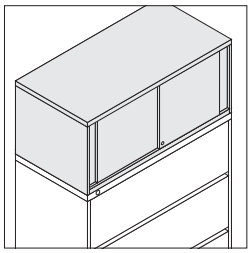

Overfile cabinets are separate components that are field installed on top of lateral files, combination cabinets, storage cabinets, and wardrobe cabinets to provide space for additional files, ring binders, or miscellaneous storage.
▶Page 406

Surface Materials

Lateral file, including steel top, lift-up door, and integral pulls
- Paint

Lock
- 9201 Polished Chrome
- 9250 Ember Chrome (option)

Roll-out shelves, hanging folder bars, rails, and dividers
- Black

Application Topics

Storage Capacities and Dimensions
▶Page 452

Counterweight Requirements for Storage Products
▶Pages 7–14

Shipping

Lateral files are normally shipped in heavy-duty, recyclable stretch wrap to reduce the amount of corrugated board needed.

Counterweight packages ship separately from case and must be field-installed.

Understanding Overfile Cabinets

Overfile Cabinets **170**

Overfile Cabinets

For Use with Universal, 900, TS 200, and 800 Series Storage Products

Overfile cabinets provide additional storage on top of Universal, 900, TS 200, and 800 Series storage products. Overfile cabinets can also be added to Universal and 800 Series combination cabinets and to Universal storage and wardrobe cabinets to accommodate file folders, ring binders, and miscellaneous storage.

▶Specifying, page 406

Adjustable shelf is included in 31½"H overfile cabinet. The shelf adjusts in ¾" increments.

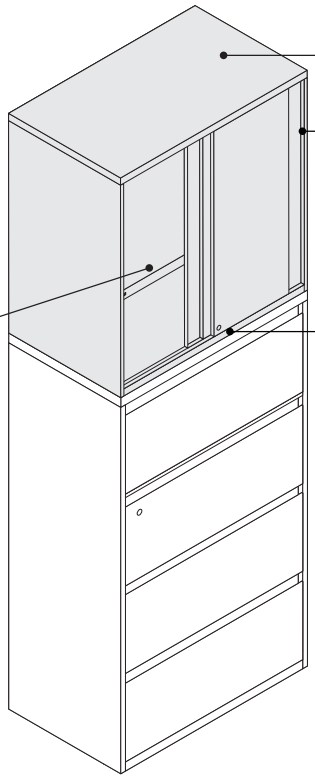

1"H steel top is standard.

Full-height, integral door pulls complement 200, 800, and 900 Series lateral files and combination cabinets, and Universal flush-front storage products.

Lock secures both doors in the overfile cabinet. Lock is standard factory-installed, keyed random only. Factory-installed master-keyed locks are also available.

▶*Lock and Keying*, page 444

Product Details

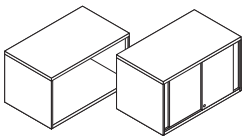

Two overfile cabinet styles are available—without doors or with steel, sliding doors.

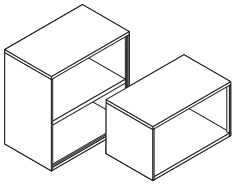

Two heights are available. Models with one shelf have a fixed shelf on the bottom. Models with two shelves have a fixed shelf on the bottom and an adjustable shelf. The adjustable shelf adjusts at ¾" increments.

Additional adjustable shelves are available.

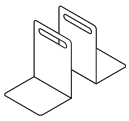

Bookends are available for use in overfiles and are ordered separately.

▶Page 353

Actual Dimensions

Depth	18"
Width	30", 36", or 42"
Height	18" or 31½"

Connections

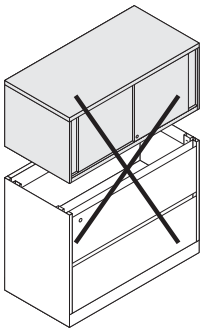

Overfiles can be mounted on top of units with a 1" steel top, security top, laminate top, or wood top only. They cannot be mounted on units with no top.

Surface Materials

Overfile cabinet
- Paint

Lock
- 9201 Polished Chrome

Shelf dividers
- Black only

Application Topics

Storage Capacities and Dimensions
▶Page 452

Shipping

Overfile cabinets are normally shipped wrapped in heavy-duty, recyclable stretch wrap to reduce the amount of corrugated board needed.

Understanding Organizational Worktools

Statement of Line 174

SOTO Worktools 176

Statement of Line

SOTO Worktools

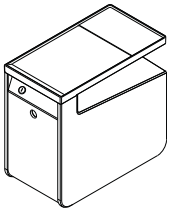

Understanding
▶ Page 176
Specifying
▶ Page 408

SOTO Personal Console



Understanding
▶ Page 177
Specifying
▶ Page 409

Digilock Programming Key



Understanding
▶ Page 177
Specifying
▶ Page 409

Digilock Manager Key

Understanding
▶ Page 177
Specifying
▶ Page 409

Digilock User Key for ADA

SOTO Worktools

SOTO Personal Console

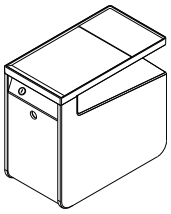

▶Specifying, page 408

Product Details

SOTO personal console provides secure, lockable storage for users that want to keep their personal belongings close at hand.

SOTO personal console is standard with a locking tambour door. Keyless locking options are available.

SOTO personal console is standard with a 12V power supply, with 72" black cord. Charging options include USB ports (two ports, 2.1A each) and Qi wireless charging (5W).

SOTO personal console should be placed inboard of legs by ½" and is not to be placed on an overhang.

SOTO personal console can only be mounted on square worksurface edge profiles between ½" and 1½" thick.

Surface Materials

SOTO personal console
- 6009 Arctic White
- 6527 Merle

Tambour door
- 6527 Merle

Lock
- 6205 Black

Fabric pad
- Dark grey felt (standard)
- Cogent: Connect (option)

▶See Surface Materials, page 432.

Actual Dimensions

Depth	16¾"
Worksurface depth when installed	14" on worksurface, 2¾" overhang
Width	9"
Height above worksurface	1"
Weight	14.5 lb

Digilock

Digilock provides a keyless locking solution. Digilock is available as an option on the SOTO personal console. Digilock has a 10-digit keypad and lock knob to keep contents inside the personal console secure while away from the workstation. The programming key and manager key are required if the keyless option is selected on the personal console.

▶ Specifying, page 409

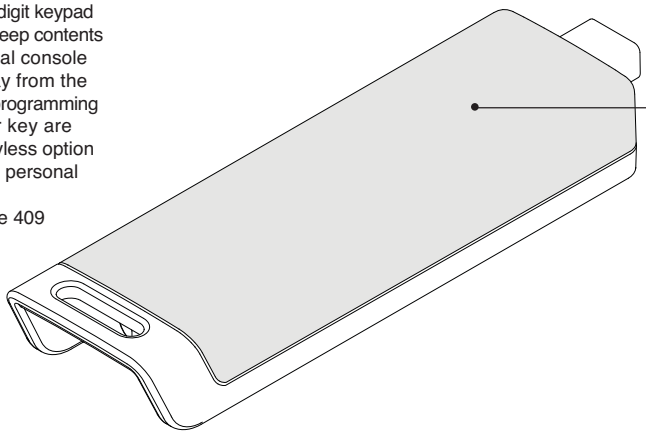

The programming key is used during installation to program the lock out of the factory setting and into the shared setting. It is also used to pair the manager key to the lock. The shared setting is intended for open spaces where multiple users may be utilizing that space throughout the day. The assigned setting is intended for owned spaces where only one user will have access to the locking unit.

The manager key is used to override the lock when a passcode is forgotten or the battery loses power. The manager key can be paired at any time. One manager key may be paired to infinite locks; however, each lock may only pair with up to six manager keys.

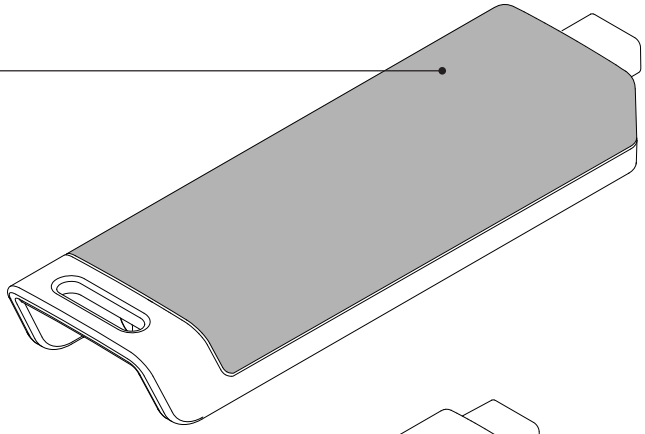

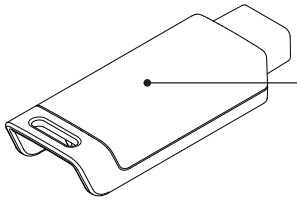

The user key is ADA compliant and is available for users that require additional assistance in operating the keypad on the lock.

How to Program

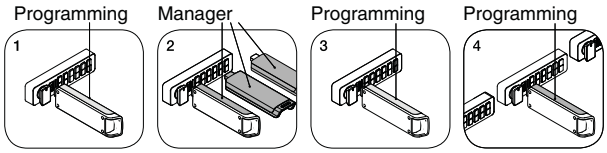

1. Insert the programming key. A two-toned beep will be heard and the LED light will start to flash.
2. While the LED light is flashing, insert one manager key at a time. A beep will be heard for each manager key that is programmed.
3. Insert the programming key. A two-toned beep will be heard and the LED light will stop flashing.
4. Repeat previous steps for each lock.

Tip: The locks will arrive in the factory setting. During the process of pairing the manager key(s), the locks will be programmed into the shared setting.

Product Details

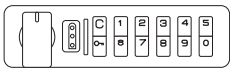

The lock is metal and contains a CR2032 battery.

The lock battery is accessed from the bottom of the lock unit. The battery may be removed and replaced if necessary. A philips screw driver (cheese head M2x4) is required to remove the two screws.

Understanding Lighting

Statement of Line and Comparison 180

Product Details

Shelf Lights 184

LED Shelf Lights 188

LED Linear Shelf Lights 190

LED Personal Task Lights 194

Application Topics

Daisy Chaining 196

Related Products

Vertical Wire Manager 197

Underwriters Laboratory (UL) and Canadian Standards Association (CSA) listed. These lights have been designed to meet U.S. and Canadian national electrical and energy codes and most local building codes. Local electrical codes vary, so you should consult a qualified electrical contractor or engineer for proper installation of all electrical equipment.

Statement of Line and Comparison

Shelf lights mount into the recessed bottom of storage shelves and bins to illuminate the worksurface. Five types of shelf lights are available to control the quality of light for specific applications. Each type is compatible with Steelcase systems furniture.

Shelf Lights

Storage-Mounted Lights

	Standard Shelf Light	**Utility2 Shelf Light**
	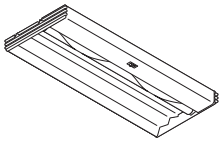	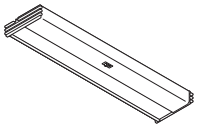
Mounting Options	• Universal mounting package (standard) • Flush mount • Competitive mounting package	• Universal and flush mounting package (standard)
	Understanding ▶ Page 184 Specifying ▶ Page 412	Understanding ▶ Page 184 Specifying ▶ Page 414
Depth	9¼"	6⅞"
Width	25", 37", or 49"	25", 37", or 49"
Lamp	• T8 Fluorescent	• T8 Fluorescent
Watts/Lumens/Efficacy	25"W – 17 Watts/ 1343 Lumens/ 79 Efficacy 37"W – 25 Watts/ 2150 Lumens/ 86 Efficacy 49"W – 32 Watts/ 2899 Lumens/ 90.6 Efficacy	25"W – 17 Watts/ 1343 Lumens/ 79 Efficacy 37"W – 25 Watts/ 2150 Lumens/ 86 Efficacy 49"W – 32 Watts/ 2899 Lumens/ 90.6 Efficacy
Color Temperature	3500K	3500K
Description	The right choice for the majority of people in today's workplace who switch frequently from task to task throughout the day.	Designed for use in display areas, service centers, under transaction tops, and other applications where glare control is not a primary consideration.
Optics	Faceted, white reflector	Silver reflector
	Contrast sleeve that can be manually rotated to vary light	Prismatic lens—flat acrylic diffuser intensity
Ballasts	• Electronic ballast • High power factor ballast	• Electronic ballast • High power factor ballast • Normal-power-factor ballast
Electronic Dimmer	• Not available	• Not available
Lens Options	• None	• Batwing lens option
Average Rated Lamp Life	• 20,000 hours	• 20,000 hours
Warranty	• Ballast - 5 years • Fixture - 12 years	• Ballast - 5 years • Fixture - 12 years

Shelf lights offer end users added control and adjustability to place the proper amount of shelf lighting to create a holistic work setting. Ideally suited for recessed mount applications to bottom of bin or shelf.

Shelf Lights

Storage-Mounted Lights

	Underline Light	**Bottomline Light**
	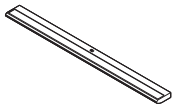	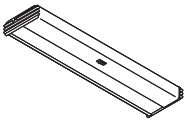
Mounting	• Standard includes universal spring bracket for recessed mount or screw-in for flush mount (tool free clips for New York applications).	• Standard includes universal spring bracket for recessed mount or screw-in for flush mount (tool free clips for New York applications).
	Understanding ▶ Page 186 Specifying ▶ Page 416	Understanding ▶ Page 186 Specifying ▶ Page 417
Depth	4¾"	4½"
Width	22"	23¼", 35", or 46¾"
Height	¾"	1¼"
Weight	2.7 lb	4.02 lb, 4.95 lb, or 6.9 lb
Lamp	• T2 Fluorescent	• T5 Fluorescent
Watts/Lumens/Efficacy	22"W – 13 Watts/ 837 Lumens/ 64 Efficacy	23¼"W – 14 Watts/ 1275 Lumens/ 91 Efficacy 35"W – 21 Watts/ 2000 Lumens/ 95 Efficacy 46¾"W – 28 Watts/ 2697 Lumens/ 96 Efficacy
Color Temperature	3500K	3500K
Description	¾ of an inch slim profile along with environmentally friendly technology provides an even distribution of light on the worksurface. Ideal under shelves and bins.	Designed to be environmentally friendly providing 15% more light with an even distribution of light on the worksurface. Ideally suited for recessed mount applications to bottom of bin or shelf.
Finish Options	• Paint: Black (0835), Pewter (7018), or Dark Champagne (7021)	• Paint: Black (0835), Pewter (7018), or Dark Champagne (7021)
Optics	• Aluminum reflector with batwing lens	• Mylar reflector with batwing lens
Ballasts	• Energy saving electronic ballast	• Energy saving electronic ballast
Electronic Dimmer	• Available	• Not available
Average Rated Lamp Life	• 10,000 hrs.	• 20,000 hrs.
Warranty	• Ballast - 5 years • Fixture - 12 years	• Ballast - 5 years • Fixture - 12 years

Shelf lights offer end users added control and adjustability to place the proper amount of shelf lighting to create a holistic work setting. Ideally suited for recessed mount applications to bottom of bin or shelf.

Shelf Lights

Storage-Mounted Lights

	LED Shelf Light	LED Linear Shelf Lights
	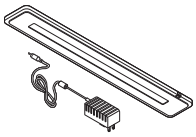	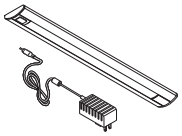
Mounting	• Standard includes magnetic mount for steel bins and shelves. Optional fastener kit for wood shelves are available.	• Standard includes magnetic mount for steel bins and shelves. Each light length comes with set quantity of mounting brackets for both steel and wood applications.
	Understanding ▶ Page 188 Specifying ▶ Page 418	Understanding ▶ Page 190 Specifying ▶ Page 420
Depth	2½"	2"
Width	18"	17", 31", 44", or 58"
Number of LEDs	• 102 LEDs	17"W / 31"W / 44"W / 58"W 24 / 48 / 72 / 96 — Standard Output LEDs 47 / 94 / 141 / 188 — High Output LEDs
Watts/Lumens/Efficacy	9.6 Watts/ 522 Lumens/ 54 Efficacy	17"W / 31"W / 44"W / 58"W — Standard Output 7.8 / 17.6 / 25.9 / 33.6 — Watts 444 / 980 / 1412 / 1791 — Lumens 57 / 55.6 / 54.5 / 53.3 — Efficacy 17"W / 31"W / 44"W / 58"W — High Output 10.9 / 23.4 / 34.3 / 43.5 — Watts 744 / 1590 / 2290 / 2807 — Lumens 68 / 68 / 67 / 64.5 — Efficacy
Color Rendering Index	87	84
Color Temperature	3500K	3500K
Description	An environmentally-friendly light that consumes only 11 watts of power, contains no harmful metals (mercury), and has a useful life of over 50,000 hours. Ideally suited for recessed mount applications to bottom of bin or shelf.	With its low profile and available four widths, the LED linear light will fit in a variety of shelving and overhead storage applications. Beneficial features of this fixture include: energy efficient LEDs, continous dimming, automatic turn off after 10 hours, and optional occupancy sensor.
Finish Options	• Bottom surface clear anodized aluminum only. Plastic cover Arctic White (6009) or Black (6000).	• 4231 Arctic White body with Arctic White (6009) end caps or 0835 Black body with Black (6000) end caps.
Optics	• Polycarbonate matte film	• Polycarbonate matte film
Ballasts	• Energy saving low-voltage power supply	• Energy saving low-voltage power supply
Electronic Dimmer	• Standard on all lights	• Standard on all lights
Average Rated Lamp Life	• 50,000 hrs.	• 50,000 hrs.
Warranty	• Power supply - 5 years • Fixture - 12 years	• Power supply - 5 years • Fixture - 12 years

Personal task lights offer end users added control and adjustability to place the proper amount of personal lighting to create a holistic worksetting. Ideally suited for rail-mount, desk, or freestanding applications.

LED Lights

Rail-Mounted and Non Rail-Mounted

LED Personal Task Lights

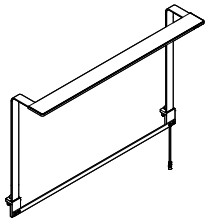

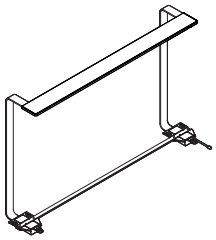

Mounting	• Rail-mounted attaches directly to rail systems in Ology, c:scape, FrameOne, Elective Elements, turnstone Campfire big table, and SOTO Rail. The non rail-mounted version attaches to most freestanding desks and tables. *Tip: Non rail-mounted LED personal task lights will not work on worksurfaces with knife edge that is longer than 1¼", or with modesty panels or modesty screens closer than 6" from the back edge.*
	Understanding ▶ Page 194 Specifying ▶ Page 422
Depth	6"
Width	30"
Number of LEDs	• 120 LEDs
Watts/Lumens/Efficacy	12.6 Watts/ 414 Lumens/ 44.1 Efficacy
Color Rendering Index	86
Color Temperature	3500K
Description	Intended to be a primary light source, LED personal task light covers the user's active work zone with a smartly-designed array of light. The light is specifically designed to direct light where it is needed. Energy efficient at only 12.6 watts, LED personal task light is engineered to have a useful life of over 50,000 hours. It attaches directly to the rail systems of Ology, c:scape, FrameOne, Elective Elements, turnstone Campfire big table, and SOTO Rail. A non-rail-mounted version attaches to freestanding desks and tables.
Finish Options	• Fixture and stanchions, paint: 4799 Platinum Metallic, 4231 Arctic White, 4710 Low Gloss Black. Plastic cover Arctic White (6009) only.
Optics	• Polycarbonate matte film
Ballasts	• Energy saving low-voltage power supply
Electronic Dimmer	• Standard on all lights
Average Rated Lamp Life	• 50,000 hrs.
Warranty	• Power supply - 5 years • Fixture - 12 years

Shelf Lights

Standard and Utility2

▶ Specifying, page 412–415

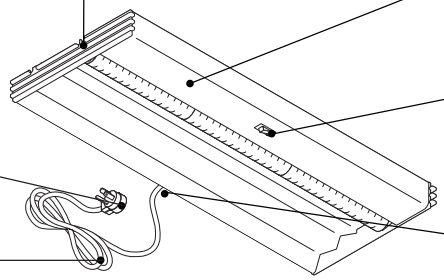

End cap cord managers, molded into the durable plastic end caps, allow you to route and manage excess cord.

Housing is painted black. Optional paint colors are available.

On-off switch is centered on the front edge of the Standard shelf light and on the right-hand side of the Utility2 shelf light.

Plug is flat so it remains close to the receptacle.

9' cord with grounded plug is factory installed. Length is maximum allowed by U.S. National Electrical Code. Cord with circuit breaker is available to meet the requirements of the Chicago code.

Cord exits from the center of the back of the light for Standard shelf light and from the right hand-side of the Utility2 shelf lights.

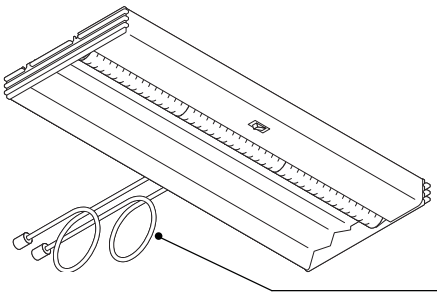

Daisy chain cords have modular connectors to link Standard shelf lights together. 78" daisy chain jumper cord is standard with select Utility2 lights.

Actual Dimensions

	Standard	Utility2
Depth	9¼" (235 mm)	6⅞" (175 mm)
Width	24⅝", 36⅝", or 48⅝" (625 mm, 930 mm, or 1235 mm)	24 5/16", 36 5/16", or 48 5/16" (617 mm, 922 mm, or 1227 mm)
Height	1¾" (44 mm)	1⅝" (41 mm)

Product Details

Shelf light includes the lamp, ballast, and either a 9' cord with three-prong plug or daisy-chain cords.

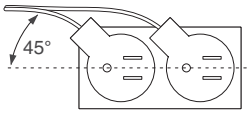

Plug configuration allows two Standard shelf lights to engage adjacent outlets in one receptacle.

Energy-saving T8 lamps have triphosphor coating for balanced color and pleasing light.

Connections

Shelf light mounts recessed or flush depending on design of overhead storage bin or shelf. Installation is done in the field.

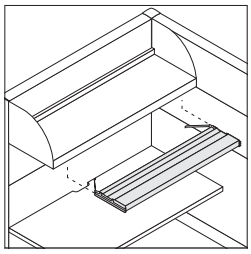

Universal bracket allows shelf light to be installed without tools under most metal overhead storage bins and shelves.

Specify Underline task light or LED shelf light for use under 24" wide bins. Standard, Utility2, and Bottomline 24" wide lights do not fit under 24" wide bins.

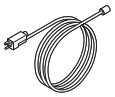

Daisy chain starter cord must be ordered separately when used with Standard shelf lights in a daisy chain application.

Daisy chain starter light with cord must be ordered when Utility2 shelf lights are used in a daisy chain application.

Width	Lamp width	Lamp wattage	Replacement lamps
24⅝"	24"	17 watts	F17T8-TL735
36⅝"	36"	25 watts	F25T8-TL735
48⅝"	48"	32 watts	F32T8-TL735

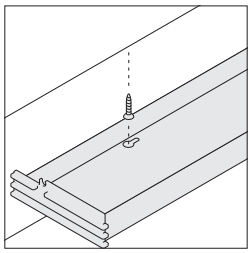

Keyhole slots in housing of fixture allow shelf light to be mounted beneath wood or laminate overhead storage bins and shelves using screws provided. Keyhole slots are also used to mount lights to overhead storage bins and shelves manufactured prior to August 1991.

Standard shelf competitive mounting package provides attachment hardware to mount Steelcase shelf lights on all major competitive furniture lines. Package includes screws and installation instructions.

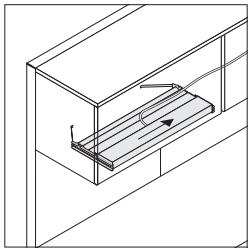

Shelf light can be mounted anywhere from side to side beneath over-head storage bin or shelf. The cord length is the only limitation.

Wiring & Cabling

Power drawn is approximately ½ amp.

Daisy chaining permits interconnecting up to six Standard shelf lights from a single power outlet. Utility2 light daisy chaining allows up to 10 fixtures.
▶ Page 196

Starter cord for Standard and starter light for Utility2 powers first light in a daisy chain and allows you to convert any daisy chain light for independent operation.

Electronic high-power-factor ballast that is roughly 45% more efficient than a normal-power-factor ballast is available on Standard and Utility2.

Normal-power-factor electronic ballasts are available on Utility2 shelf lights.

Batwing lens is available as an option on Utility2 shelf lights for applications where moderate improvement to light distribution is needed.

Surface Materials

Housing
- Black paint (standard)
- Paint colors (option)

Reflector
- White on Standard and silver on Utility2 shelf lights

Cord
- Black plastic only

End cap cord manager
- Black plastic only

Photometric Data

Standard
Initial horizontal footcandles for LSM24K
Worksurface rear

3"	88	85	78	67	55	42	31	22
6"	93	90	82	70	57	43	31	23
9"	91	88	81	69	56	41	30	21
12"	82	80	72	62	50	38	28	20
15"	69	67	61	53	43	33	24	18
18"	56	55	49	43	36	28	21	16
21"	41	40	37	32	27	22	17	13
24"	29	28	26	23	19	16	13	10
27"	19	19	18	16	14	12	10	8
30"	13	13	12	11	10	9	7	6
	CL	3"	6"	9"	12"	15"	18"	21"

Worksurface front

Utility2
Initial horizontal footcandles for LSB24K2
Worksurface rear

3"	113	109	98	84	65	49	36	25
6"	129	123	112	93	73	53	37	26
9"	135	129	117	96	75	53	38	26
12"	127	119	107	89	68	49	36	25
15"	104	99	89	74	58	43	32	22
18"	78	76	68	56	44	34	26	19
21"	55	51	48	41	34	26	21	15
24"	36	36	31	29	24	18	15	11
27"	25	24	21	19	17	14	11	9
30"	17	16	15	13	11	10	8	7
	CL	3"	6"	9"	12"	15"	18"	21"

Worksurface front

Shelf Lights

Underline and Bottomline

▶ Specifying, pages 416-417

Underline

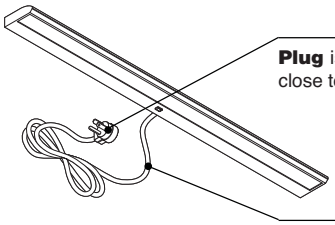

Plug is flat so it remains close to the receptacle.

Cord exits from the center/ rear of the fixture.

Bottomline

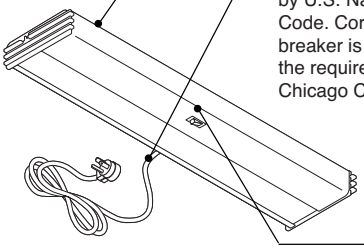

Housing is painted steel.

9' cord with grounded plug is factory installed. Length is maximum allowed by U.S. National Electrical Code. Cord with circuit breaker is available to meet the requirements of the Chicago Code.

On-off switch is centered on housing.

Actual Dimensions

	Underline	Bottomline
Depth	4¾"	4½"
Width	22"	23¼", 35", 46¾"
Height	¾"	1¼"
Weight	2.7 lb	4.02 lb, 4.95 lb, 6.9 lb

Product Details

Shelf light includes the lamp, ballast, and either a 9' cord with a three-prong plug or a Chicago plug.

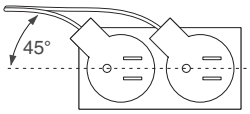

Plug configuration allows two task lights to engage adjacent outlets in one receptacle.

Optics:
Underline includes an aluminum reflector with batwing lens.

Bottomline includes a batwing lens with mylar reflector that provides low glare and broad distribution of light.

Connections

Shelf light mounts recessed or flush depending on the design of the overhead storage bin or shelf. Standard with universal spring brackets for recessed mount or screw-in for flush mount.

Specify Underline task light or LED shelf light for use under 24" wide bins. Standard, Utility2, and Bottomline 24" wide lights do not fit under 24" wide bins.

Width	Lamp width	Lamp wattage	Replacement lamps
		Underline	
24"	23.3"	13 watts	FM13T2-835
		Bottomline	
24"	23.3"	14 watts	F14T5-835
36"	35.1"	21 watts	F21T5-835
48"	46.8"	28 watts	F28T5-835

Lamp life of a fluorescent lamp that turns on and off once a day will last longer than a lamp that turns on and off many times a day. Environmental effects can shorten the life of a lamp, such as: moisture or higher humidity, higher or colder than normal temperatures, excessive vibration, and power surges.
Tip: If the light begins to flicker, or shuts down immediately, the sensor is indicating the lamp is at the end of its life and needs to be replaced.

Wiring & Cabling

Power drawn is approximately ½ amp.

Daisy chaining is only available on Bottomline shelf lights.

Daisy chaining on Bottomline permits interconnecting up to six shelf lights from a single power outlet.
▶ Page 196

Daisy chaining on Bottomline allows for independent operation of lights.

Electronic ballast is more energy efficient than T8 electronic ballasts.

Surface Materials

Housing
- Paint
  0835 Black
  7018 Pewter
  7021 Dark Champagne

Reflector
- **Underline** - Aluminum reflector with batwing lens
- **Bottomline** - Mylar reflector with batwing lens - flat acrylic diffuser

Cord
- Black plastic only

End caps
- Molded to match housing

Photometric Data

Underline
Initial horizontal footcandles for LT2
Worksurface rear

3"	67	62	57	52	45	37	28	23
6"	85	79	72	66	56	44	34	27
9"	102	96	85	76	63	49	38	29
12"	110	103	93	82	67	52	39	29
15"	102	98	90	80	67	53	40	30
18"	75	72	67	63	57	48	37	29
21"	49	49	47	45	43	38	31	25
24"	33	32	30	30	30	28	24	19
27"	21	20	21	21	21	20	17	15
30"	15	15	15	15	15	14	13	11
	CL	3"	6"	9"	12"	15"	18"	21"

Worksurface front

Bottomline
Initial horizontal footcandles for L52FT
Worksurface rear

3"	52	49	43	37	28	20	15	10
6"	77	72	63	52	39	29	20	14
9"	98	93	80	66	50	36	26	17
12"	114	107	94	77	58	42	30	20
15"	124	117	104	85	63	47	33	22
18"	119	112	99	81	63	46	32	22
21"	98	92	81	68	52	39	28	19
24"	70	68	61	51	40	30	22	16
27"	47	44	40	34	27	22	16	12
30"	29	27	25	23	18	15	12	9
	CL	3"	6"	9"	12"	15"	18"	21"

Worksurface front

LED Shelf Lights

▶ Specifying, page 418

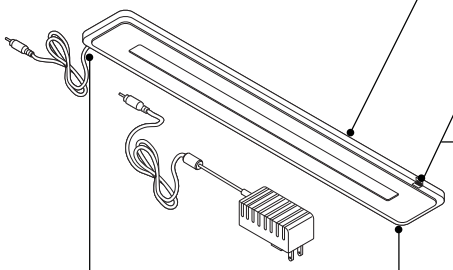

Plastic cover finish in black or arctic white.

Soft on and soft off light activation.

Illuminated soft touch switch has continuous dimming.

Daisy chain lights connect to ports on the back corner of the light.

Cord exits from the back corner of the light.

Product Details

Shelf light includes the lamp and power supply with cord set. Daisy chain primary light includes lamp and larger power supply to support up to three lights. Daisy chain secondary light includes lamp and daisy chain cord set.

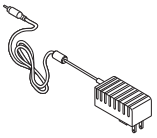

An 18 watt power supply, is used on the LED standard light; it is 9' long with a two prong driver plug. *Tip: Energy saving mini-LEDs greatly reduce power use.*

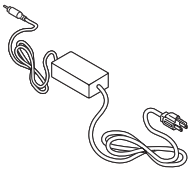

Power supply for LED daisy chain starter light uses an 11' 60 watt modular cord with standard two prong plug, an integrated low voltage cord, and a connector to attach to light.

Connections

Shelf light mounts recessed or flush depending on design of overhead storage bin or shelf. Installation is done in the field.

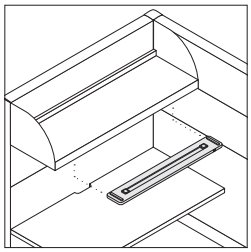

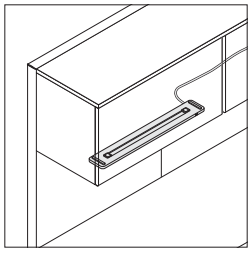

Magnetic mounting allows shelf light to be installed without tools under most metal overhead storage bins and shelves. This mounting allows the light to be mounted to most competitive steel bins and shelves.

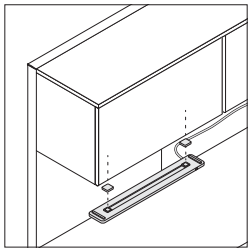

Optional fastener kit allows shelf light to be mounted to wood shelves.

Specify Underline task light or LED shelf light for use under 24" wide bins. Standard, Utility2, and Bottomline 24" wide lights do not fit under 24" wide bins.

Actual Dimensions

Depth	2⅝"
Width	18⅛"
Height	½"

Power Supply 18 Watt Cord
– 9' with two prong driver plug
Power Supply 60 Watt Cord Set (11')
– Line voltage cord: 6'
– Low voltage cord: 5'

Wiring & Cabling

Shelf light includes the lamp and power supply with cord set. Daisy chain starter light includes lamp and larger power supply to support up to three lights. Daisy chain secondary light includes lamp and daisy chain cord set.

Power supply for LED daisy chain starter light uses a 60 watt modular cord with standard two prong plug, an integrated low voltage cord, and a connector to attach to light. An 18 watt power supply is used on the LED standard light, it is 9' long with a two prong driver plug.
Tip: Daisy chain starter light comes with a 60 watt power supply to support up to three lights. Daisy chain secondary lights do not come with a power supply, but instead come with a daisy chain cord set.

Surface Materials

Housing
- 6000 Black
- 6009 Arctic White

Reflector
- Clear anodized aluminum only

Cord
- Black plastic only

Photometric Data

LED Shelf Light
Initial horizontal footcandles for LSL18
Worksurface rear

3"	83	80	71	58	45	32	23	17
6"	94	90	78	64	48	34	24	18
9"	98	94	81	65	49	35	25	17
12"	93	89	75	61	46	34	24	17
15"	78	74	63	53	40	30	22	15
18"	59	57	50	43	32	25	18	14
21"	40	41	36	32	25	19	15	11
24"	28	27	24	22	18	14	11	9
27"	18	17	16	14	12	10	8	7
30"	11	10	10	9	8	7	6	5
	CL	3"	6"	9"	12"	15"	18"	21"

Worksurface front

LED Linear Shelf Lights

A properly diffused light source under the linear head provides a softly blended light pattern that reduces eye strain.
▶Specifying, page 420

Optional occupancy sensor turns off after 30 minutes of no activity.

Magnetic mounts and wood mount bracket hardware, both come standard with both LED light and optional occupancy sensor.

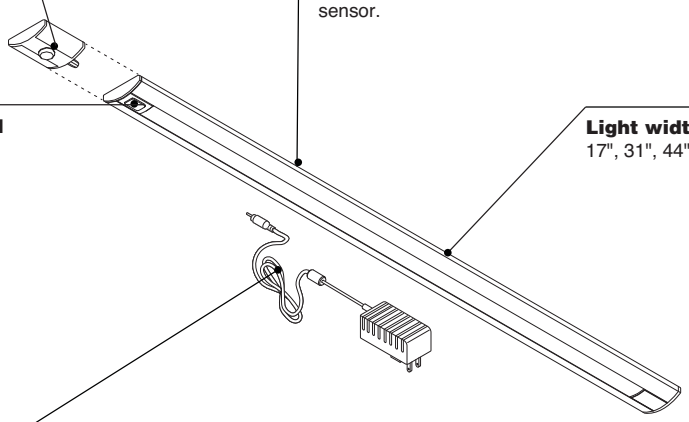

Single touch on/off pad plus touch and hold dimming for easy individual user control.

Continuous dimming from 100% to 15% with last state memory.

Light widths available in 17", 31", 44", and 58".

Cord exits from either end of the light.

Product Details

LED linear stand alone and daisy chain starter lights include the lamp, power supply, and both magnetic mounts, and wood bracket hardware with adhesive cord managers.

LED linear daisy chain lights include the lamp, daisy chain cords, and both magnetic mounts, and wood mount bracket hardware with adhesive cord managers.

Optional occupancy sensor is a separate component that connects to the light fixture and activates in 30 minutes when no movement is detected to conserve energy.

Average rated lamp life of LED linear shelf lights is 50,000 hours.

Color temperature LEDs is 3500K.

Color rendering index of LEDs is 84.

Automatic turn off after 10 hours (+/- 15 mins.); standard with both models.

Connections

Lights mount recessed or flush depending on design of overhead storage bin or shelf. Installation is done in the field.

Magnet mounts allow shelf lights to be installed without tools under most metal overhead storage bins of shelves.

Wood mount brackets allow shelf lights to be mounted to wood shelves.

Actual Dimensions

	Light	Occupancy Sensor
Depth	2"	2"
Width	17", 31", 44", 58"	2 3/10"
Height	1/2"	7/10"

Lamp width	Number of LEDs in Standard Output/ High Output	System Wattage Standard Output/ High Output
17"	24 / 47	7.8 / 10.9
31"	48 / 94	17.6 / 23.4
44"	72 / 141	25.9 / 34.3
58"	96 / 188	33.6 / 43.5

Wiring & Cabling

Light is standard with single touch on/off and touch control dimming.

User adjustable touch and hold dimming pad includes continuous dimming range of 100% to 15%.

Power supply for 17" linear stand alone only uses a straight plug with a 9' 18 watt 24 volt wall transformer.

Power supply for 31", 44", 58", or 17" starter light; 60 watt compact in-line brick straight plug. The cord is 11', 6' from power supply to power outlet and 5' from power supply to fixture.
Tip: Daisy chain starter light comes with a 60 watt power supply to support up to a limited number of lights – refer to chart for daisy chaining fixtures. Daisy chain secondary lights do not come with a power supply, but instead come with two daisy chain jumper cords, one 8" and one 30" set.
▶See page 192

Surface Materials

Housing
- 4321 Arctic White
- 0835 Black

Cord
- Black plastic only

Photometric Data

Measured from 18" above worksurface

17"W Standard Output Linear Shelf Light

Worksurface rear

12"	11	19	28	33	28	19	11
6"	21	20	18	17	15	13	11
CL	31	31	29	26	23	19	15
6"	51	50	46	42	36	29	23
12"	82	79	73	64	53	43	32
	18"	12"	6"	CL	6"	12"	18"

Worksurface front

17"W High Output Linear Shelf Light

Worksurface rear

12"	11	19	28	33	28	19	11
6"	21	20	18	17	15	13	11
CL	31	31	29	26	23	19	15
6"	51	50	46	42	36	29	23
12"	82	79	73	64	53	43	32
	18"	12"	6"	CL	6"	12"	18"

Worksurface front

31"W Standard Output Linear Shelf Light

Worksurface rear

12"	28	43	55	59	55	43	28
6"	44	73	96	104	96	73	44
CL	53	91	121	131	121	91	53
6"	44	73	96	104	96	73	44
12"	28	43	55	59	55	43	28
	18"	12"	6"	CL	6"	12"	18"

Worksurface front

31"W High Output Linear Shelf Light

Worksurface rear

12"	28	43	55	59	55	43	28
6"	44	73	96	104	96	73	44
CL	53	91	121	131	121	91	53
6"	44	73	96	104	96	73	44
12"	28	43	55	59	55	43	28
	18"	12"	6"	CL	6"	12"	18"

Worksurface front

44"W Standard Output Linear Shelf Light

Worksurface rear

12"	48	61	69	71	69	61	48
6"	80	104	116	119	116	104	80
CL	99	129	144	148	144	129	99
6"	80	104	116	119	116	104	80
12"	48	61	69	71	69	61	48
	18"	12"	6"	CL	6"	12"	18"

Worksurface front

44"W High Output Linear Shelf Light

Worksurface rear

12"	48	61	69	71	69	61	48
6"	80	104	116	119	116	104	80
CL	99	129	144	148	144	129	99
6"	80	104	116	119	116	104	80
12"	48	61	69	71	69	61	48
	18"	12"	6"	CL	6"	12"	18"

Worksurface front

58"W Standard Output Linear Shelf Light

Worksurface rear

12"	63	70	74	74	74	70	63
6"	106	117	122	123	122	117	106
CL	131	145	150	151	150	145	131
6"	106	117	122	123	122	117	106
12"	63	70	74	74	74	70	63
	18"	12"	6"	CL	6"	12"	18"

Worksurface front

58"W High Output Linear Shelf Light

Worksurface rear

12"	63	70	74	74	74	70	63
6"	106	117	122	123	122	117	106
CL	131	145	150	151	150	145	131
6"	106	117	122	123	122	117	106
12"	63	70	74	74	74	70	63
	18"	12"	6"	CL	6"	12"	18"

Worksurface front

Chart for Daisy Chaining Fixtures

Standard Output Linear Shelf Light											
Light fixture widths	**Maximum number of fixtures allowed with daisy chain starter light**										
17"	6	4	3	2	2	1	1	–	–	–	–
31"	–	1	–	2	–	2	1	3	1	1	–
44"	–	–	1	–	–	–	1	–	1	–	2
58"	–	–	–	–	1	–	–	–	–	1	–

High Output Linear Shelf Light				
Light fixture widths	**Maximum number of fixtures allowed with daisy chain starter light**			
17"	4	2	1	–
31"	–	1	–	2
44"	–	–	1	–

- A 60 watt power supply is required for daisy chaining.
- Total system wattage of all fixtures together cannot meet or exceed 60 watts, see chart.
- Cannot daisy chain standard output and high output together.
- Cannot daisy chain 58" high output fixtures.
- Occupancy sensor must be positioned between the power supply and the first starter fixture.
- Only need one sensor when daisy chaining.

Tip: Each column is the maximum number of fixtures that can be daisy chained together.

Occupancy Sensor

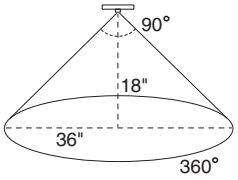

- Turns off after 30 minutes of no activity
- 360° lens view
- 90° outward detection angle
- 30" diameter coverage if mounted 15" above worksurface
- 36" diameter coverage if mounted 18" above worksurface
- Connects to fixture with one end-to-end connector. 8" or 30" jumper cords

LED Personal Task Lights

▶ Specifying, page 422

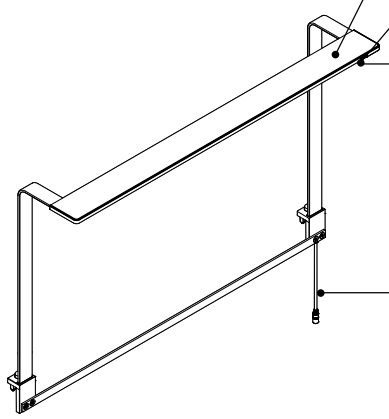

Plastic cover finish in arctic white only.

Soft on and soft off light activation.

Illuminated soft touch switch has continuous dimming.

Cord exists from under the stanchion.

Product Details

Personal task light includes the lamp and power supply with cord set. Rail-mounted version includes rail brackets. Non rail-mounted version includes Universal Mounting brackets.

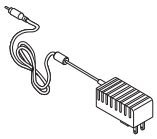

Power supply is an 18 watt two prong driver plug with 9' black cord.
Tip: Energy saving mini-LEDs greatly reduce power use.

When specified with Height-Adjustable Series Benching or power and data tray, flexible receptacles are recommended.

Connections

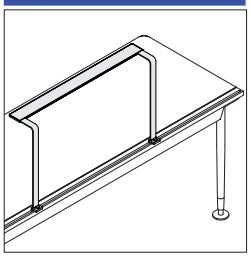

LED personal task light mounts directly to the rail systems of Ology, c:scape, FrameOne, Elective Elements, turnstone Campfire big table, and SOTO rail.

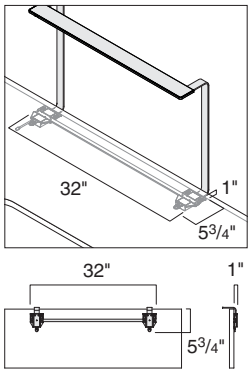

Non rail-mounted LED personal task lights will not work on worksurfaces with knife edge that is longer than 1 1/4", or with modesty panels or modesty screens closer than 6" from the back edge.

Wiring & Cabling

Personal task light includes the lamp and power supply with cord set.

Power supply uses a modular cord with standard two prong plug, an integrated low voltage cord, and a connector to attach to light.

Surface Materials

Housing
- 6009 Arctic White plastic only

Fixture and Stanchions
- 4231 Arctic White
- 4710 Low Gloss Black
- 4799 Platinum Metallic

Cord
- Black plastic only

Actual Dimensions

Depth	6"
Width	30"
Height	17"

Power Supply Cord (9')

Photometric Data

LED Personal Task Lights
Initial horizontal footcandles for LPTL30 and LPTL30NR
Worksurface rear

0"	15	14	13	12	11	9	6	6	5	4	3	2	2
3"	21	20	18	17	15	13	11	8	6	5	3	3	2
6"	31	31	29	26	23	19	15	12	9	7	5	3	2
9"	51	50	46	42	36	29	23	18	13	9	6	4	3
12"	82	79	73	64	53	43	32	23	16	11	7	5	3
15"	109	105	96	83	68	53	39	27	19	12	8	6	4
18"	105	102	93	81	66	51	37	27	18	12	9	6	4
21"	76	75	69	59	50	39	30	22	16	11	7	5	4
24"	48	47	44	39	33	27	21	16	12	9	6	5	3
27"	29	28	27	24	21	17	14	11	9	7	5	4	3
30"	18	18	17	16	14	12	10	8	7	5	4	3	2
	CL	3"	6"	9"	12"	15"	18"	21"	24"	27"	30"	33"	36"

Worksurface front

Daisy Chaining

For Standard, Utility2, and Bottomline Lights

Daisy chaining shelf lights together extends power from one fixture to another within workstations to help keep receptacles clear for other uses.

For Standard shelf lights, starter cord is required with daisy chain cords to bring power to the first shelf light in a daisy chain so there's no need to designate where each fixture will be used within the chain.

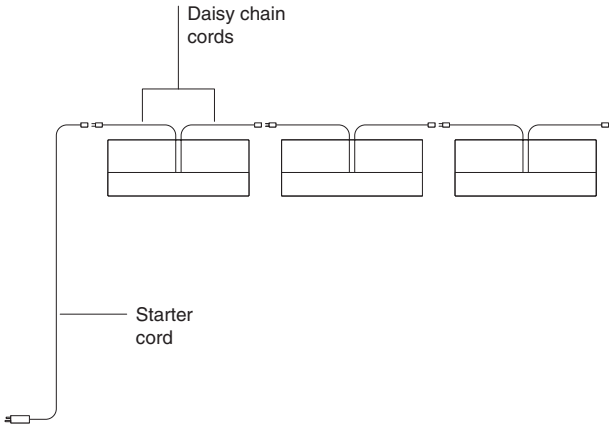

Power will not be interrupted in a chain even if one of the shelf lights is turned off or its lamp has burned out. That's because the path of power through the chain doesn't pass through the lamps or switches.

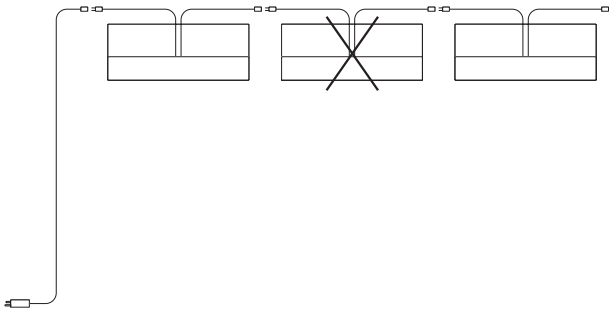

For Utility2 lights, connect the power cord ❶ between the first light and the wall receptacle. Connect the jumper cord ❷ between the lights. Maximum distance betweeen receptacles for 78" jumper is 74".
Tip: Connect up to 10 fixtures maximum. Voltage and current rating of fixture is 120 volt, .75 amps.
Starter light is required with daisy chain lights to bring power to the first light in the daisy chain.

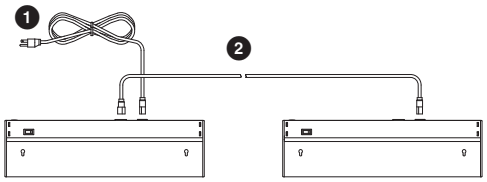

For Bottomline lights, starter light is required with daisy chain lights to bring power to the first light in the daisy chain.

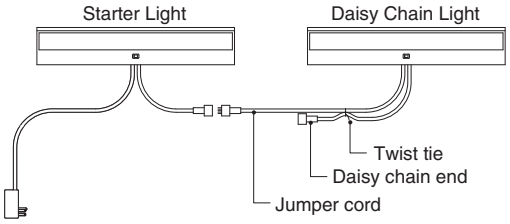

Tip: Daisy chaining is not allowed in Chicago. Local electrical codes vary, so you should consult a qualified electrical contractor or engineer for proper installation of all electrical equipment.

Tip: Overhead cabinets and shelves provide a recessed area for shelf lights. They are not designed to conceal cords when daisy chaining.

Tip: When using upmount brackets with overhead storage and daisy chaining lights, use the open design upmount bracket for better cord management.

Vertical Wire Manager

Vertical wire manager conceals cords and cables that are routed vertically outside of the panels.
▶Specifying, page 423

Cover conceals cords or cables.

Hooks fit into vertical channel at edge of panel.

Actual Dimensions

Depth	1" (25 mm)
Width	1⅝" (41 mm)
Height	48" (1219 mm)

Product Details

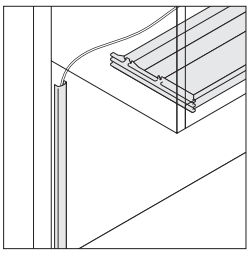

Wire manager is available for use between the bottom of a shelf or overhead storage bin and a worksurface. Wire manager can be cut in the field to suit specific application.

Wire manager can also be used below the worksurface.

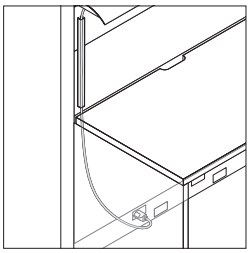

Power cords and cables can be routed from the wire manager and the ½" gap along the back edge of the worksurface.

Connections

Snaps into the slotted channel of the junction.

Surface Materials

Cover
- 6000 Black
- 6009 Arctic White
- 6249 Platinum Solid
- 6654 Sand
- 6697 Fog

Understanding Victor2

Statement of Line **200**

Victor2 **202**

Statement of Line

Victor2

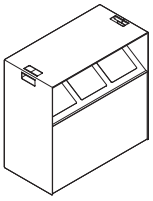

Understanding
▶Page 202
Specifying
▶Page 426

Mobile Unit

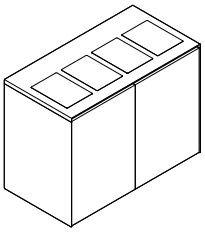

Understanding
▶Page 202
Specifying
▶Page 428

Freestanding Unit

Understanding
▶Page 203
Specifying
▶Page 430

Tray Shelf

Understanding
▶Page 203
Specifying
▶Page 430

Display

Victor2

Victor2 is a recycling solution that is appropriate for supporting larger work groups, conference rooms, and cafés. A mobile unit and two free-standing units are available.
▶ Specifying, pages 426-430

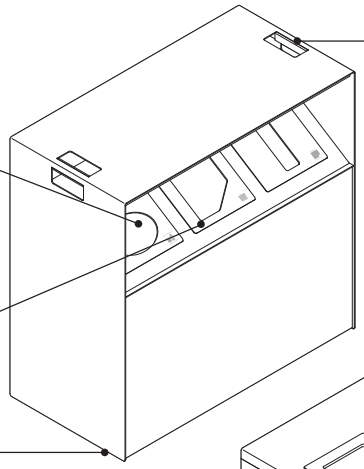

Mobile unit has three openings. Eight insert options are available to pick for the openings. These eight insert options contain English, Spanish, and French.

Receptacles contain features to accommodate oversized bags.

Four non-locking casters are standard. Two casters swivel, and two casters are fixed.

Soft-touch integral handle allows easy movement from one location to another.

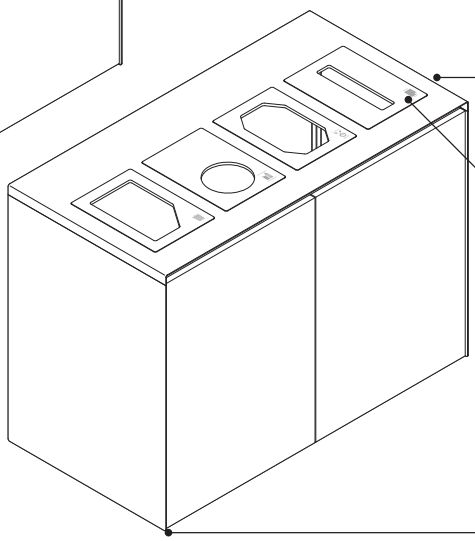

Receptacles fit bags from 30 gallon size and larger.

Freestanding unit has four or five openings. Eight insert options are available to pick for the openings. These eight insert options contain English, Spanish and French.

Leveling glides are fully adjustable up to 1 1/2".

Actual Dimensions

	Mobile Unit	Freestanding Unit
Depth	18"	25"
Width	36"	48" or 60"
Height	36"	36"

Product Details

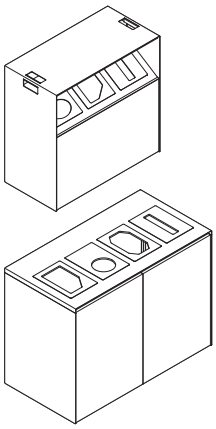

Mobile and freestanding units are standard with a metal case and top. Front and back of unit are available in wood or laminate.

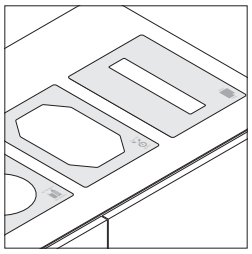

Acrylic inserts etched with recycling icons are standard on mobile and freestanding units. The verbiage for each icon is in English/Spanish/French on the same insert.

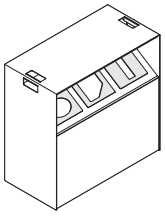

Mobile unit is standard with three openings for inserts and sloped receptacles with built-in bag holding system.

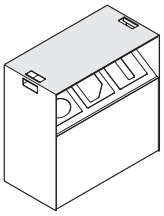

Top on the mobile unit can be used for food service use or tray storage.

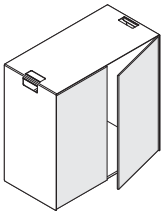

Hinged doors on the back are standard on the mobile unit for easy access to receptacles.

Four non-locking concealed casters, two swivel and two fixed, are standard on the mobile unit.

Receptacles in mobile unit can accommodate 12 gallons each. Receptacles in freestanding unit can accommodate 30 gallon size and larger.

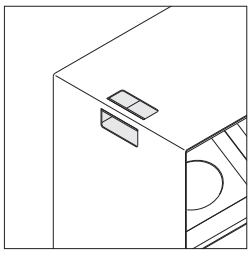

Soft-touch integral handle on mobile unit allows for easy movement from one location to another.

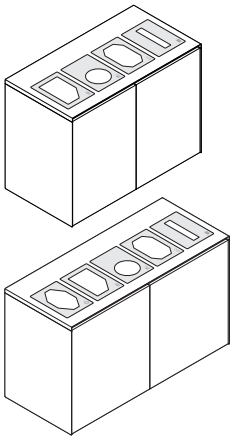

Freestanding unit is standard with either four or five openings for inserts on the top of the unit.

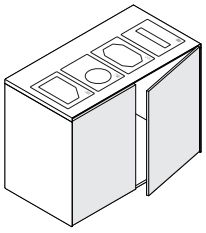

Hinged doors on the front are standard on the freestanding unit for easy access to the receptacles.

Leveling glides on freestanding units are fully adjustable to 1 1/2".

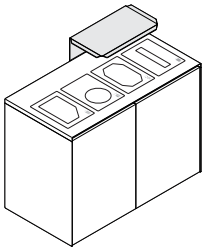

Tray shelf can only be used with the freestanding unit.

Tray shelf fits most trays up to 20 3/4" x 12".

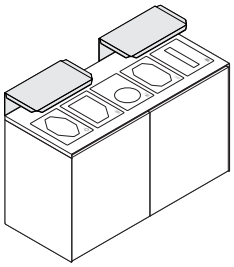

Freestanding four- or five-slot opening will accommodate two tray shelves.
Tip: A gap of 15" will separate the two tray shelves on a five-opening unit.

Maximum capacity of tray is 20 food trays with maximum size of tray 20" x 20".

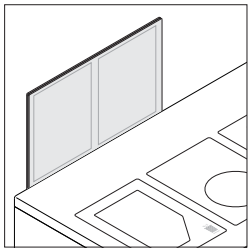

Display holds two 8 1/2" x 11" papers or one 11" x 17" paper.
Tip: Paper will be between two acrylic plates. Paper can easily be replaced without tools.

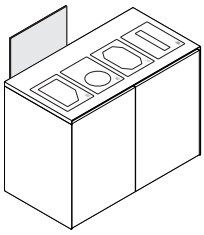

Display can only be used with the freestanding unit.

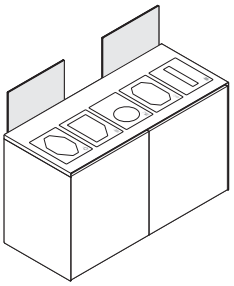

Freestanding four- or five-slot opening will accommodate two displays.
Tip: A gap of 18 1/2" will separate the two displays on a five-opening unit.

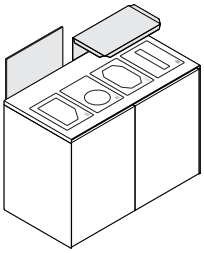

One tray shelf and one display can be used on the freestanding unit.

Surface Materials

Top and sides
- Paint

Back and front
- Wood
- Laminate (HPL)
- Customiz stain (option on awood)

Specifying TS Series Storage Products

TS Series Fixed Pedestals	206
Pedestal Filler	207
TS Series Fixed Pedestal Accessories	208
TS Series Mobile Pedestals	210
TS Series Slim Mobile Pedestal	214
TS Series Hinged-Top Mobile Pedestals	215
Basic Cushions	216
TS Series Mobile Pedestal Accessories	217
TS Series Mobile File Centers	218
TS Series Bins	220
TS Series Laminate Common Shelves	222
TS Series Under-Worksurface Lateral Files	223
TS Series Freestanding Lateral Files	224
TS Series Lateral File Accessories	225
TS Series Tower Too	228
TS Series Single Lockers	230
TS Series Double Lockers	232
TS Series Quad Locker	233
TS Series Single Cubby Lockers	234
TS Series Double Cubby Lockers	235
TS Series Multipurpose Locker	236
TS Series Mini Lockers	237
TS 200 Series Lateral Files	238

TS Series Fixed Pedestals

Tip: TS Series fixed pedestals are only intended for use under a panel mounted worksurface and can not be used as freestanding.

▶ See *Counterweight Requirements for Storage Products,* pages 7–14.

	Standard Includes	Required to Specify
▶ Need help? Product details, page 20	• Pedestal: paint price group 1 • Pulls: metal • Lock face ring with plastic plug to accommodate lock cylinder: 9201 Polished Chrome • Attachment hardware • Steel ball-bearing suspensions on box and file drawers • Adjustable glides: black plastic	1 Style number 2 Paint color number for pedestal 3 Pull (see below under Required Selections) 4 Options, if selected (see below) ▶ See *Surface Materials,* page 432. *Tip: Remember to specify lock cylinder and key.* ▶ *Lock Cylinders*, page 446.

Required Selections

Pulls

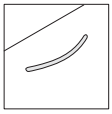
Contemporary

Handle

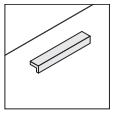
Ledge

	Options	U.S. Price	Required to Specify
Surface Materials	• Paint price group 1 • Paint price group 2 • Paint price group 3	No cost +$10 +$21	Specify paint color number. Specify paint color number. Specify paint color number.
Pulls	• Contemporary pulls • Handle pulls • Ledge pulls: 7207 Black • Ledge pulls: 4799 Platinum Metallic	No cost No cost No cost +$ 6	Specify *with contemporary pulls.* Specify *with handle pulls.* Specify *with 7207 Black ledge pulls.* Specify *with 4799 Platinum Metallic ledge pulls.*
Drawer Accessories	• Filing rail (package of 2) • Box drawer dividers (package of 2) • File drawer dividers (package of 2) • Pencil tray	+$19 +$27 +$27 +$19	Specify *with filing rail.* Specify *with box drawer dividers.* Specify *with file drawer dividers.* Specify *with pencil tray.*

Tip: File drawer rails are required to file legal-sized files or side-to-side letter-sized files in pedestal file drawers.

Specification Information

Dimensions D	W	H	Counterweight Package	Style Number	U.S. Base Price
File/File					
22"	15¼"	27"	Not required	**TS2PFF22U**	$458
28"	15¼"	27"	Not required	**TS2PFF28U**	$497
Box/Box/File					
22"	15¼"	27"	Not required	**TS2PBBF22U**	$481
28"	15¼"	27"	Not required	**TS2PBBF28U**	$524

For Canadian Pricing
Multiply U.S. Price by the Canadian price factor.
▶ See page 1 for details.

Pedestal Filler

For Use with Under-Worksurface Pedestal to Attach to Kick Panel System

Tip: When using a pedestal to anchor the end of a panel run, you must use a pedestal filler.

Standard Includes	Required to Specify
• Filler: paint • Attachment hardware	1 Style number 2 Paint color number ▶ See *Surface Materials,* page 432.

Specification Information

Dimensions D	Dimensions W	Dimensions H	Style Number	U.S. Price
2 3/16"	1"	27"	**TS2FILLER**	$59

For Canadian Pricing
Multiply U.S. Price by the Canadian price factor.
▶ See page 1 for details.

TS Series Fixed Pedestal Accessories

Rails

For Use in Fixed Pedestals

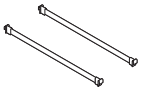

Tip: Two rails per drawer accommodate side-to-side filing of letter-, A4-, and legal-size hanging folders. Exception: Legal-size file folders cannot be filed in 18"D pedestals.

	Standard Includes	Required to Specify
▶ Need help? Product details, page 111	• Package of two rails: black only	Style number

Specification Information

Width	Style Number	U.S. Price
12"	**RXADRL15**	$27

Dividers

For Use in Fixed Pedestals

	Standard Includes	Required to Specify
▶ Need help? Product details, page 111	• Package of dividers: black only	Style number

Specification Information

Width	Quantity	Style Number	U.S. Price
For Use in 6"H Drawers			
12"	2	**RDV1506**	$ 42
For Use in 12"H Drawers			
12"	2	**RDV1512**	$ 45
12"	10	**RDV151210**	$210

For Canadian Pricing
Multiply U.S. Price by the Canadian price factor.
▶ See page 1 for details.

Pencil Tray

For Use in Fixed Pedestals

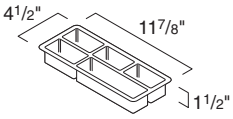

Tip: Pencil trays for use with fixed pedestals are available as optional accessories.

Standard Includes	Required to Specify
▶ Need help? Product details, page 112 • Pencil tray: black only	Style number

Specification Information

• Style Number	• U.S. Price
RPXDPT	$36

For Canadian Pricing
Multiply U.S. Price by the Canadian price factor.
▶ See page 1 for details.

TS Series Mobile Pedestals

With Steel Top

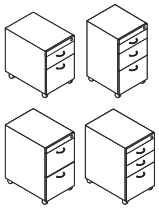

Tip: Counterweight packages for mobile pedestals are required to ensure product stability and are included.

▶ See *Counterweight Requirements for Storage Products,* pages 7–14.

	Standard Includes	Required to Specify
▶ Need help? Product details, page 20	• Pedestal: paint price group 1 • Pulls: metal • Lock face ring with plastic plug to accommodate lock cylinder: 9201 Polished Chrome • Steel ball-bearing suspensions on box and file drawers • 1½"-diameter, front-locking, hard casters • Counterweight package	1 Style number 2 Paint color number for pedestal 3 Pull (see below under required selections) 4 Options, if selected (see below) ▶ See *Surface Materials,* page 432. *Tip: Remember to specify lock cylinder and key.* ▶ *Lock Cylinders*, page 446

Required Selections

Pulls

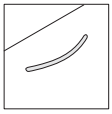

Contemporary

Handle

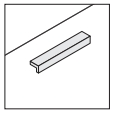

Ledge

	Options	U.S. Price	Required to Specify
Surface Materials	• Paint price group 2 • Paint price group 3	+$ 10 +$ 21	Specify paint color number. Specify paint color number.
Pulls	• Contemporary pulls • Handle pulls • Ledge pulls: 7207 Black • Ledge pulls: 4799 Platinum Metallic	No cost No cost No cost +$ 6	Specify *with contemporary pulls.* Specify *with handle pulls.* Specify *with 7207 Black ledge pulls.* Specify *with 4799 Platinum Metallic ledge pulls.*
Trim Strip Handle Pull	• Extra handle pull on trim strip of mobile pedestals only	+$ 37	Specify *with extra handle pull on trim strip.*
Casters	**Pencil/box/file pedestals** • 2"-diameter, translucent casters X10/19	+$125	Specify *with translucent casters.*
Related Products	• Box drawer divider • File drawer divider • Pencil tray • Basic cushions		▶ Page 217 ▶ Page 217 ▶ Page 217 ▶ Page 216

Tip: 2"-diameter translucent casters are available on pencil/box/file pedestals only.

For Canadian Pricing
Multiply U.S. Price by the Canadian price factor.
▶ See page 1 for details.

X10/19 = Last order entry October 20, 2019

Specification Information

Dimensions D	W	H	Counterweight Package	Style Number	U.S. Base Price
Box/File					
19"	15¼"	21"	Included	**TS2PBF19M**	$465
22"	15¼"	21"	Included	**TS2PBF22M**	$483
File/File					
22"	15¼"	26⅝"	Included	**TS2PFF22M**	$546
Pencil/Box/File					
19"	15¼"	24"	Included	**TS2PPBF19M**	$636
22"	15¼"	24"	Included	**TS2PPBF22M**	$680
Box/Box/File					
22"	15¼"	26⅝"	Included	**TS2PBBF22M**	$600

For Canadian Pricing
Multiply U.S. Price by the Canadian price factor.
▶ See page 1 for details.

TS Series Mobile Pedestals

With Seat Cushion

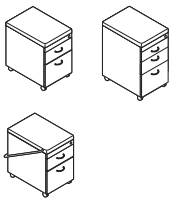

Tip: Counterweight packages for mobile pedestals are required to ensure product stability and are included.

▶ See *Counterweight Requirements for Storage Products,* pages 7–14.

Tip: For both cushion top and basic cushion: Fabric patterns with a linear design will always be applied from the front to back of the unit (depth of the unit).

Tip: For both cushion top and basic cushion: Pattern matching will not be done on COM.

Tip: 2"-diameter translucent casters are available on pencil/box/file pedestals only.

	Standard Includes	Required to Specify
▶ Need help? Product details, page 20	• Pedestal: paint price group 1 • Seat cushion: fabric price group 1 • Pulls: metal • Lock face ring with plastic plug to accommodate lock cylinder: 9201 Polished Chrome • Handle on pedestal with seat cushion and handle, if selected: 0835 Black • Steel ball-bearing suspensions on box and file drawers • 1½"-diameter front-locking, hard casters • Counterweight package	1 Style number 2 Fabric color number for seat cushion 3 Paint color number for pedestal 4 Pull (see below under Required Selections) 5 Options, if selected (see below) ▶ See *Surface Materials,* page 432. *Tip: Remember to specify lock cylinder and key.* ▶ *Lock Cylinders*, page 446

Required Selections

Pulls

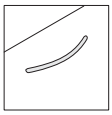

Contemporary

Handle

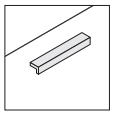

Ledge

	Options	U.S. Price	Required to Specify
Surface Materials	• Paint price group 2	+$ 10	Specify paint color number.
	• Paint price group 3	+$ 21	Specify paint color number.
	Seat cushion		
	• Fabric price group 2	+$ 6	Specify fabric color number.
	• Fabric price group 3	+$ 14	Specify fabric color number.
	• Fabric price group 4	+$ 27	Specify fabric color number.
	• Fabric price group 5	+$ 33	Specify fabric color number.
	• Fabric price group 6	+$ 39	Specify fabric color number.
	• Fabric price group 7	+$ 45	Specify fabric color number.
	• Fabric price group 8	+$ 57	Specify fabric color number.
	• Fabric price group 9	+$ 72	Specify fabric color number.
	• Fabric price group 10	+$ 82	Specify fabric color number.
	• Customer's Own Material	+$ 16	▶ See *Surface Materials Reference Manual.*
Pulls	• Contemporary pulls	No cost	Specify *with contemporary pulls.*
	• Handle pulls	No cost	Specify *with handle pulls.*
	• Ledge pulls: 7207 Black	No cost	Specify *with 7207 Black ledge pulls.*
	• Ledge pulls: 4799 Platinum Metallic	+$ 6	Specify *with 4799 Platinum Metallic ledge pulls.*
Trim Strip Handle Pull	• Extra handle pull on trim strip of mobile pedestal with seat cushion only.	+$ 37	Specify *with extra handle pull on trim strip.*
Casters	**Pencil/box/file pedestals**		
	• 2"-diameter, translucent casters X10/19	+$125	Specify *with translucent casters.*
Related Products	• Box drawer divider		▶ Page 217
	• File drawer divider		▶ Page 217
	• Pencil tray		▶ Page 217

For Canadian Pricing
Multiply U.S. Price by the Canadian price factor.
▶ See page 1 for details.

X10/19 = Last order entry October 20, 2019

Specification Information

Dimensions D	W	H	Counterweight Package	Style Number	U.S. Base Price

Mobile Pedestal with Seat Cushion

Box/File

22¼"	15¼"	22¾"	Included	**TS2PBF22MC**	$686

Pencil/Box/File

19"	15¼"	25½"	Included	**TS2PPBF19MC**	$809
22"	15¼"	25½"	Included	**TS2PPBF22MC**	$824

Mobile Pedestal with Seat Cushion and Handle

Box/File

22½"	16¼"	22¾"	Included	**TS2PBF22MCH**	$737

For Canadian Pricing
Multiply U.S. Price by the Canadian price factor.
▶ See page 1 for details.

TS Series Slim Mobile Pedestal

Tip: For both cushion top and basic cushion: Fabric patterns with a linear design will always be applied from the front to back of the unit (depth of the unit).

Tip: For both cushion top and basic cushion: Pattern matching will not be done on COM.

Standard Includes	Required to Specify
▶ Need help? Product details, page 22	1 Style number 2 Paint color number pedestal 3 Pull (see below under Required Selections) 4 Options, if selected (see below) ▶ See *Surface Materials,* page 432. *Tip: Remember to specify lock cylinder and key.* ▶ *Lock Cylinders*, page 446
• Pedestal: paint price group 1 • Pulls: metal • Lock face ring with plastic plug to accommodate lock cylinder: 9201 Polished Chrome • Steel ball-bearing suspensions on drawers • 1½"-diameter, front locking, hard casters • Recessed pencil drawer • Counterweight package	

Required Selections

Pulls

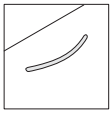

Contemporary

Handle

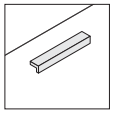

Ledge

Tip: When cushion top option is selected, 1" is added to overall height of pedestal.

Tip: Two-sided access allows for side-to-side filing with included file rails.

	Options	U.S. Price	Required to Specify
Surface Materials	• Paint price group 2	+$ 10	Specify paint color number.
	• Paint price group 3	+$ 21	Specify paint color number.
Cushion Top	• Without cushion	No cost	Specify *without cushion top.*
	• With cushion	+$168	Specify *with cushion top.*
	– Fabric price group 1	No cost	Specify fabric color number.
	– Fabric price group 2	+$ 6	Specify fabric color number.
	– Fabric price group 3	+$ 14	Specify fabric color number.
	– Fabric price group 4	+$ 27	Specify fabric color number.
	– Fabric price group 5	+$ 33	Specify fabric color number.
	– Fabric price group 6	+$ 39	Specify fabric color number.
	– Fabric price group 7	+$ 45	Specify fabric color number.
	– Fabric price group 8	+$ 57	Specify fabric color number.
	– Fabric price group 9	+$ 72	Specify fabric color number.
	– Fabric price group 10	+$ 82	Specify fabric color number.
	– Customer's Own Material	+$ 16	▶ See *Surface Materials Reference Manual.*
Pulls	• Contemporary pulls	No cost	Specify *with contemporary pulls.*
	• Handle pulls	No cost	Specify *with handle pulls.*
	• Ledge pulls: 7207 Black	No cost	Specify *with 7207 Black ledge pulls.*
	• Ledge pulls: 4799 Platinum Metallic	+$ 6	Specify *with 4799 Platinum Metallic ledge pulls.*
Drawer Access Side	• Left-sided access	No cost	Specify *with left-sided access.*
	• Right-sided access	No cost	Specify *with right-sided access.*
	• Two-sided access	+$ 50	Specify *with two-sided access.*
Related Products	• Pencil tray		▶ Page 217

Specification Information

Style Number	Dimensions D	W	H	U.S. Base Price
TS2SLIM	18⅞"	12"	20"	$564

For Canadian Pricing
Multiply U.S. Price by the Canadian price factor.
▶ See page 1 for details.

TS Series Hinged-Top Mobile Pedestals

Tip: For both cushion top and basic cushion: Fabric patterns with a linear design will always be applied from the front to back of the unit (depth of the unit).

Tip: For both cushion top and basic cushion: Pattern matching will not be done on COM.

Standard Includes	Required to Specify
▶ Need help? Product details, page 22	
• Pedestal: paint price group 1 • Cushion top: fabric price group 1 • Pulls: metal • Lock face ring with plastic plug to accommodate lock cylinder: 9201 Polished Chrome • Steel ball-bearing suspensions on drawers • 1½"-diameter, front locking, hard casters • Recessed pencil drawer • Counterweight package	1 Style number 2 Depth (see below under Required Selections) 3 Paint color number for pedestal 4 Fabric color number for cushion top 5 Pull (see below under Required Selections) 6 Options, if selected (see below) ▶ See *Surface Materials,* page 432. *Tip: Remember to specify lock cylinder and key.* ▶ *Lock Cylinders*, page 446

Required Selections

Pulls

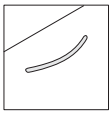

Contemporary

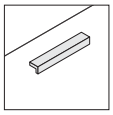

Ledge

Depth	• 18"D	Prices below	Specify *with 18"D.*
	• 24"D	Prices below	Specify *with 24"D.*

	Options	U.S. Price	Required to Specify
Surface Materials	• Paint price group 2	+$ 10	Specify paint color number.
	• Paint price group 3	+$ 21	Specify paint color number.
	Cushion top		
	• Fabric price group 2	+$ 6	Specify fabric color number.
	• Fabric price group 3	+$ 14	Specify fabric color number.
	• Fabric price group 4	+$ 27	Specify fabric color number.
	• Fabric price group 5	+$ 33	Specify fabric color number.
	• Fabric price group 6	+$ 39	Specify fabric color number.
	• Fabric price group 7	+$ 45	Specify fabric color number.
	• Fabric price group 8	+$ 57	Specify fabric color number.
	• Fabric price group 9	+$ 72	Specify fabric color number.
	• Fabric price group 10	+$ 82	Specify fabric color number.
	• Customer's Own Material	+$ 16	▶ See *Surface Materials Reference Manual.*
Pulls	• Contemporary pulls	No cost	Specify *with contemporary pulls.*
	• Ledge pulls: 7207 Black	No cost	Specify *with 7207 Black ledge pulls.*
	• Ledge pulls: 4799 Platinum Metallic	+$ 6	Specify *with 4799 Platinum Metallic ledge pulls.*
Hinge Location	• Left-sided hinge	No cost	Specify *with left-sided hinge.*
	• Right-sided hinge	No cost	Specify *with right-sided hinge.*
Casters	• 2"-diameter, translucent casters X 10/19	+$125	Specify *with translucent casters.*
Related Products	• Pencil tray		▶ Page 217

Specification Information

Style Number	Dimensions W	Dimensions H	U.S. Base Prices 18"D	U.S. Base Prices 24"D
TS2HINGEPED	15¼"	23"	$954	$1015

For Canadian Pricing
Multiply U.S. Price by the Canadian price factor.
▶ See page 1 for details.

X 10/19 = Last order entry
October 20, 2019

Basic Cushions

For TS Series Mobile Pedestals

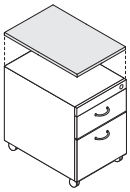

Tip: Basic cushion is field-installed and supplies to attach are included.

Tip: Basic cushion is available on TS Series mobile pedestals TS2PBF19M and TS2PBF22M with a top only.

Tip: For both cushion top and basic cushion: Fabric patterns with a linear design will always be applied from the front to back of the unit (depth of the unit).

Tip: For both cushion top and basic cushion: Pattern matching will not be done on COM.

	Standard Includes	Required to Specify
▶Need help? Product details, page 20	• Cushion top: fabric price group 1 • Attachment supplies: hook and loop fastener	1 Style number 2 Fabric color number for cushion top 3 Options, if selected (see below) ▶See *Surface Materials,* page 432.

	Options	U.S. Price	Required to Specify
Surface Materials	• Fabric price group 2	+$ 10	Specify fabric color number.
	• Fabric price group 3	+$ 42	Specify fabric color number.
	• Fabric price group 4	+$ 51	Specify fabric color number.
	• Fabric price group 5	+$ 65	Specify fabric color number.
	• Fabric price group 6	+$ 92	Specify fabric color number.
	• Fabric price group 7	+$111	Specify fabric color number.
	• Fabric price group 8	+$161	Specify fabric color number.
	• Fabric price group 9	+$206	Specify fabric color number.
	• Fabric price group 10	+$250	Specify fabric color number.
	• Customer's Own Material (COM)	+$ 16	▶See *Surface Materials Reference Manual.*
Related Products	• TS Series mobile pedestals		▶Page 210

Specification Information

Dimensions D	W	H	Style Number	U.S. Base Price
19"	15¼"	1½"	**RCH1915**	$201
22"	15¼"	1½"	**RCH2215**	$212

For Canadian Pricing
Multiply U.S. Price by the Canadian price factor.
▶See page 1 for details.

TS Series Mobile Pedestal Accessories

Box Drawer Divider

Tip: TS2PBDD pedestal box drawer divider cannot be used with TS Series fixed under-worksurface pedestals.

Standard Includes	Required to Specify
• Box drawer divider: black plastic	Style number

Specification Information

Dimensions D	W	H	Style Number	U.S. Price
3/4"	12 3/4"	4 3/8"	**TS2PBDD**	$5

File Drawer Divider

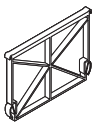

Tip: File drawer divider is required to file legal-sized files in pedestal file drawers.

Tip: TS2PFDD pedestal file drawer divider cannot be used with TS Series fixed under-worksurface pedestals.

Standard Includes	Required to Specify
• File drawer divider: black plastic	Style number

Specification Information

Dimensions D	W	H	Style Number	U.S. Price
3/4"	12 3/4"	9 3/16"	**TS2PFDD**	$12

Pencil Tray

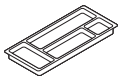

Standard Includes	Required to Specify
• Pencil tray: black plastic	Style number

Specification Information

Dimensions D	W	H	Style Number	U.S. Price
5 9/16"	12 7/8"	1"	**TS2PPT**	$12

For Canadian Pricing
Multiply U.S. Price by the Canadian price factor.
▶ See page 1 for details.

TS Series Mobile File Centers

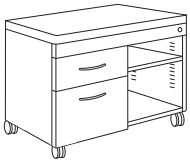

Tip: For both cushion top and basic cushion: Fabric patterns with a linear design will always be applied from the front to back of the unit (depth of the unit).

Tip: For both cushion top and basic cushion: Pattern matching will not be done on COM.

	Standard Includes	Required to Specify
▶ Need help? Product details, page 24	• File center: paint price group 1 • Cushion top: fabric price group 1 • Pulls: metal • Lock face ring with plastic plug to accommodate lock cylinder: 9201 Polished Chrome • Steel ball-bearing suspensions on drawers • 1½"-diameter front locking, hard casters • Counterweight package	1 Style number 2 Configuration for file center 3 Paint color number for file center 4 Fabric number for cushion top 5 Pull (see below under Required Selections) 6 Options, if selected (see below) ▶ See *Surface Materials,* page 432. *Tip: Remember to specify lock cylinder and key.* ▶ *Lock Cylinders*, page 446

	Required Selections	U.S. Price	Required to Specify
Pulls			

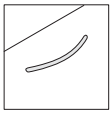

Contemporary

Handle

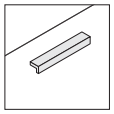

Ledge

	Required Selections	U.S. Price	Required to Specify
Configuration	**Open shelf**		
	• Box/file, left	Prices at right	Specify *with open shelf, box/file left.*
	• Box/file, right	Prices at right	Specify *with open shelf, box/file right.*
	Door		
	• Box/file, left	Prices at right	Specify *with door, box/file left.*
	• Box/file, right	Prices at right	Specify *with door, box/file right.*
	Box/box/file	Prices at right	Specify *with box/box/file.*

	Options	U.S. Price	Required to Specify
Surface Materials	• Paint price group 2	+$ 10	Specify paint color number.
	• Paint price group 3	+$ 21	Specify paint color number.
	Cushion top		
	• Fabric price group 2	+$ 6	Specify fabric color number.
	• Fabric price group 3	+$ 14	Specify fabric color number.
	• Fabric price group 4	+$ 27	Specify fabric color number.
	• Fabric price group 5	+$ 33	Specify fabric color number.
	• Fabric price group 6	+$ 39	Specify fabric color number.
	• Fabric price group 7	+$ 45	Specify fabric color number.
	• Fabric price group 8	+$ 57	Specify fabric color number.
	• Fabric price group 9	+$ 72	Specify fabric color number.
	• Fabric price group 10	+$ 82	Specify fabric color number.
	• Customer's Own Material	+$ 16	▶ See *Surface Materials Reference Manual.*
Pulls	• Contemporary pulls	No cost	Specify *with contemporary pulls.*
	• Handle pulls	No cost	Specify *with handle pulls.*
	• Ledge pulls: 7207 Black	No cost	Specify *with 7207 Black ledge pulls.*
	• Ledge pulls: 4799 Platinum Metallic	+$ 6	Specify *with 4799 Platinum Metallic ledge pulls.*
Casters	• 2"-diameter, translucent casters X 10/19	+$125	Specify *with translucent casters.*
Related Products	• Pencil tray		▶ Page 217

For Canadian Pricing
Multiply U.S. Price by the Canadian price factor.
▶ See page 1 for details.

X 10/19 = Last order entry October 20, 2019

Specification Information

Style Number	Dimensions D	W	H	Configuration	U.S. Base Price
TS2FILE	18¼"	30½"	22¼"	Open Shelf, Box/File Left or Right	$1221
TS2FILE	18¼"	30½"	22¼"	Door, Box/File Left or Right	$1292
TS2FILE	18¼"	30½"	22¼"	Box/Box/File	$1399

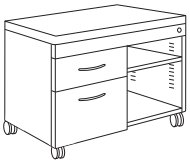





For Canadian Pricing
Multiply U.S. Price by the Canadian price factor.
▶ See page 1 for details.

TS Series Bins

Tip: TS Series bins cannot be upmounted.

	Standard Includes	Required to Specify
▶ Need help? Product details, page 26	• Overhead bin with lift-up door: paint price group 1 • Recess beneath unit to accommodate shelf light • Shelf backstop • On-module attachment hooks with safety catch • Lock, keyed random: 9201 Polished Chrome only	1 Style number 2 Paint color number for overhead bin 3 Options, if selected (see below) ▶ See *Surface Materials,* page 432.

	Options	U.S. Price	Required to Specify
Surface Materials	• Paint price group 2 • Paint price group 3	+$10 +$21	Specify paint color number. Specify paint color number.
Shelf Accessories	• Four dividers: white plastic	+$53	Specify *with dividers.*
Keying	• Field-installed keying		▶ Page 444
Related Products	• Accessories • Shelf lights		▶ Page 350 ▶ Page 412

Specification Information

Bins with Flat Fronts

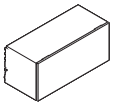

Dimensions D	W	H	Number of Doors	Style Number	U.S. Base Price
15¾"	24"	16¼"	1	**TSASUB24L**	$ 488
15¾"	30"	16¼"	1	**TSASUB30L**	$ 510
15¾"	36"	16¼"	1	**TSASUB36L**	$ 532
15¾"	42"	16¼"	1	**TSASUB42L**	$ 552
15¾"	48"	16¼"	1	**TSASUB48L**	$ 581
15¾"	60"	16¼"	2	**TSASUB60L**	$ 898
15¾"	72"	16¼"	2	**TSASUB72L**	$ 988

Bins with Radius Fronts

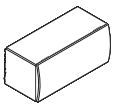

15¾"	24"	16¼"	1	**TSASUBC24L**	$ 623
15¾"	30"	16¼"	1	**TSASUBC30L**	$ 645
15¾"	36"	16¼"	1	**TSASUBC36L**	$ 667
15¾"	42"	16¼"	1	**TSASUBC42L**	$ 687
15¾"	48"	16¼"	1	**TSASUBC48L**	$ 716
15¾"	60"	16¼"	2	**TSASUBC60L**	$1131
15¾"	72"	16¼"	2	**TSASUBC72L**	$1221

For Canadian Pricing
Multiply U.S. Price by the Canadian price factor.
▶ See page 1 for details.

Flexible Markerboard Surface

For Use with TS Series Bins

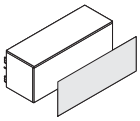

Tip: To order the flexible markerboard surface parametrically, please see the Answer Solutions Specification Guide.

Standard Includes	Required to Specify
• Flexible, magnetic markerboard surface to attach to door of overhead storage bin: white plastic	Style number

Specification Information

Dimensions W	Dimensions H	Style Number	U.S. Price
30"	16¼"	**R30MBB**	$124
36"	16¼"	**R36MBB**	$131
42"	16¼"	**R42MBB**	$135
48"	16¼"	**R48MBB**	$144

For Canadian Pricing
Multiply U.S. Price by the Canadian price factor.
▶ See page 1 for details.

TS Series Laminate Common Shelves

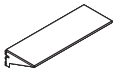

Tip: For anticipated heavy loads on 42" and 48"W laminate common shelves, a field-installed reinforcing channel (TSATRC39) can be used.

Tip: Standard shelves are 1 1/8" thick. However, the actual thickness between Low-Pressure Laminate (LPL) and High-Pressure Laminate (HPL) shelves is slightly different. It is recommended that only shelves of the same type are specified in a given application. In addition, there may be sheen or texture differences when using LPL and HPL in adjacent applications. Please use caution when mixing and matching different shelves types.

Tip: Width includes dimension of laminate common shelf and support brackets. Laminate shelf is undersized by 1/2" to accommodate two support bracket mounting orientations.

For laminate price group 2 pricing, *please refer to the electronic catalog or Smart Tools.*

	Standard Includes	Required to Specify
▶Need help? Product details, page 28	• 1 3/16"-thick shelf: Low-Pressure Laminate or High-Pressure Laminate price group 1 • 3 mm radius profile edge: plastic • Support brackets: paint price group 1	1 Style number 2 Low-Pressure Laminate or High-Pressure Laminate color number for shelf 3 Plastic edge band color number for edge 4 Paint color number for support bracket 5 Options, if selected (see below) ▶See *Surface Materials,* page 432.

	Options	U.S. Price	Required to Specify
Surface Materials	• Paint price group 2	+$10	Specify paint color number.
	• Paint price group 3	+$21	Specify paint color number.
	High-Pressure Laminate		
	• Laminate price group 2	See information at left	Specify laminate color number.
	• Open Line laminate	+$74 plus cost of laminate	▶See *Surface Materials Reference Manual.*

Specification Information

Dimensions D	W	H	Style Number LPL	U.S. Base Price	Style Number HPL	U.S. Base Price
15"	24"	7 3/4"	**TSASLCL24**	$132	**TSASHCL24**	$164
15"	30"	7 3/4"	**TSASLCL30**	$136	**TSASHCL30**	$170
15"	36"	7 3/4"	**TSASLCL36**	$144	**TSASHCL36**	$179
15"	42"	7 3/4"	**TSASLCL42**	$155	**TSASHCL42**	$192
15"	48"	7 3/4"	**TSASLCL48**	$169	**TSASHCL48**	$211

For Canadian Pricing
Multiply U.S. Price by the Canadian price factor.
▶See page 1 for details.

TS Series Under-Worksurface Lateral Files

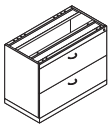

Tip: TS Series under-worksurface lateral files are only intended for use under a panel-mounted worksurface and can not be used as freestanding.
▶See *Counterweight Requirements for Storage Products,* pages 7–14.

	Standard Includes	Required to Specify
▶Need help? Product details, page 30	• Lateral file: paint price group 1 • Pulls: metal • Lock face ring with plastic plug to accommodate lock cylinder: 9201 Polished Chrome • Adjustable glides: black plastic • Hanging file frames for letter, legal, and A-4 filing: black • Attachment hardware	1 Style number 2 Paint color number for lateral file 3 Pull (see below under required selections) 4 Options, if selected (see below) ▶See *Surface Materials,* page 432. *Tip: Remember to specify lock cylinder and key.* ▶*Lock Cylinders*, page 446

Required Selections

Pulls

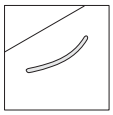

Contemporary

Handle

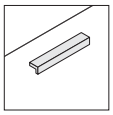

Ledge

	Options	U.S. Price	Required to Specify
Surface Materials	• Paint price group 2 • Paint price group 3	+$10 +$21	Specify paint color number. Specify paint color number.
Pulls	• Contemporary pulls • Handle pulls • Ledge pulls: 7207 Black • Ledge pulls: 4799 Platinum Metallic	No cost No cost No cost +$ 6	Specify *with contemporary pulls.* Specify *with handle pulls.* Specify *with 7207 Black ledge pulls.* Specify *with 4799 Platinum Metallic ledge pulls.*
Related Products	• Lateral file drawer dividers • Lateral file front-to-back rails • Lateral file side-to-side hanging file frames		▶Page 225 ▶Page 226 ▶Page 225

Tip: When filing with tabs, hanging file frames should be ordered, as folder's tabs may interfere with the opening and closing of each drawer.

Specification Information

Dimensions D	W	H	Counterweight Package	Style Number	U.S. Base Price
18¼"	30½"	27"	Not required	**TS2F230UL**	$778
18¼"	36"	27"	Not required	**TS2F236UL**	$861

For Canadian Pricing
Multiply U.S. Price by the Canadian price factor.
▶See page 1 for details.

TS Series Freestanding Lateral Files

▶See *Counterweight Requirements for Storage Products,* pages 7–14.

	Standard Includes	Required to Specify
▶Need help? Product details, page 32	• Lateral file: paint price group 1 • Pulls: metal • Lock face ring with plastic plug to accommodate lock cylinder: 9201 Polished Chrome • Adjustable glides: black plastic • Hanging file frames for letter, legal, and A-4 filing: black • Attachment hardware	1 Style number 2 Paint color number for lateral file 3 Pull (see below under Required Selections) 4 Options, if selected (see below) ▶See *Surface Materials,* page 432. *Tip: Remember to specify lock cylinder and key.* ▶*Lock Cylinders*, page 446

Required Selections

Pulls

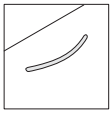
Contemporary

Handle

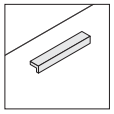
Ledge

	Options	U.S. Price	Required to Specify
Surface Materials	• Paint price group 2 • Paint price group 3	+$ 10 +$ 21	Specify paint color number. Specify paint color number.
Counterweights	• For use with 30"W file • For use with 36"W file	+$245 +$271	Specify *with TS2CW1 counterweight.* Specify *with TS2CW2 counterweight.*
Pulls	• Contemporary pulls • Handle • Ledge pulls: 7207 Black • Ledge pulls: 4799 Platinum Metallic	No cost No cost No cost +$ 6	Specify *with contemporary pulls.* Specify *with handle pulls.* Specify *with 7207 Black ledge pulls.* Specify *with 4799 Platinum Metallic ledge pulls.*
Related Products	• Lateral file drawer dividers • Lateral file front-to-back rails • Lateral file side-to-side hanging file frames • Counterweight packages • Basic cushions		▶Page 225 ▶Page 226 ▶Page 225 ▶Page 226 ▶Page 216

Specification Information

Dimensions D	W	H	Counterweight Package	Style Number	U.S. Base Price

Open-Open Configurations

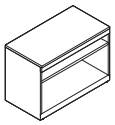

One 6"H Opening with Fixed Shelf and One 12"H Opening with Fixed Shelf

18¼"	30"	21"	Not required	**TS2F130A**	$658
18¼"	36"	21"	Not required	**TS2F136A**	$728

Drawer-Drawer Configurations



One 6"H Drawer and One 12"H Drawer

18¼"	30"	21"	Package 1	**TS2F130B**	$816
18¼"	36"	21"	Package 2	**TS2F136B**	$881

For Canadian Pricing
Multiply U.S. Price by the Canadian price factor.
▶See page 1 for details.

TS Series Lateral File Accessories

Lateral File Side-to-Side Hanging File Frames



Standard Includes	Required to Specify
▶ Need help? Product details, page 30 • Pair of hanging file frames to accommodate side-to-side filing: black paint	Style number

Specification Information

Dimensions D	Dimensions W	Dimensions H	Style Number	U.S. Price
For Use with 30"W Freestanding Lateral File Drawer				
1/8"	26 1/2"	1"	**TS2FHF30A**	$31
For Use with 30 1/2"W Under-Worksurface Lateral File Drawer				
1/8"	27"	1"	**TS2FHF30**	$31
For Use with 36"W Lateral File Drawer				
1/8"	33"	1"	**TS2FHF36**	$36

Tip: For use with 36"W freestanding or under-worksurface lateral files.

Lateral File Drawer Dividers

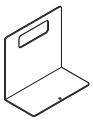

Standard Includes	Required to Specify
▶ Need help? Product details, page 30 • Package of three under-worksurface lateral file drawer dividers: black paint	Style number

Specification Information

Dimensions D	Dimensions W	Dimensions H	Style Number	U.S. Price
4"	8"	7 9/16"	**TS2FDV**	$49

For Canadian Pricing
Multiply U.S. Price by the Canadian price factor.
▶ See page 1 for details.

Lateral File Front-to-Back Rails

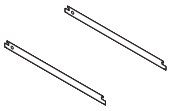

Standard Includes	Required to Specify
▶ Need help? Product details, page 30	• Pair of rails to accommodate front-to-back filing: black paint	Style number

Specification Information

Dimensions D	W	H	Style Number	U.S. Price
1"	15"	½"	**TS2FFTBR**	$12

Counterweight Packages

For Use with TS Series Freestanding Lateral Files Only

Standard Includes	Required to Specify
▶ Need help? Product details, page 30	• Counterweight: black only • Attachment hardware	Style number

Specification Information

Package Name	Style Number	U.S. Price
Package 1	**TS2CW1**	$245
Package 2	**TS2CW2**	$271

For Canadian Pricing
Multiply U.S. Price by the Canadian price factor.
▶ See page 1 for details.

TS Series Tower Too

Tip: Specify lock cylinders for each lock location.

Tip: For legal or side-to-side filing, use 15" Universal Storage rails, RXADRL15.

Tip: For box drawer dividers, use RDV1506 from the Universal Storage Collection. For file drawer dividers, use RDV1512 from the Universal Storage Collection.

Tip: For pencil trays, use RPXDPT from the Universal Storage collection.

	Standard Includes	Required to Specify
▶Need help? Product details, page 34	• Tower Too: paint price group 1 • Storage cabinet with two fixed shelves and two file drawers • Handle pulls, if selected: 0835 Black or 9211 Nickel • Contemporary pulls, if selected: paint • Lock face ring for drawers with plastic plug to accommodate lock cylinder: 9201 Polished Chrome • Wardrobe hook, if selected • Wardrobe rod with shelf, if selected • Adjustable leveling glides	1 Style number 2 Paint color number for Tower Too 3 Color number for pulls 4 Options, if selected (see below) ▶See *Surface Materials,* page 432. *Tip: Remember to specify lock cylinder and key.* ▶*Lock Cylinders*, page 446

	Options	U.S. Price	Required to Specify
Surface Materials	• Paint price group 2	+$ 10	Specify paint color number.
	• Paint price group 3	+$ 21	Specify paint color number.
Drawers	**Box drawers on 48"H, 54"H, and 66"H towers**		
	• Two box drawers in place of top file drawer	+$204	Specify *with box/box/file.*
Pulls	• Ledge pulls: 7207 Black	No cost	Specify *with 7207 Black ledge pulls.*
	• Ledge pulls: 4799 Platinum Metallic	+$ 6	Specify *with 4799 Platinum Metallic ledge pulls.*
Lock	• All locking (one lock for wardrobe, second lock for drawers, third lock for cabinet)	+$173	Specify *with doors and drawers locking.*
	• All locking for open side units (one lock for wardrobe, second lock for drawers)	+$ 86	Specify *with door and drawers locking.*

Specification Information

▶See *Counterweight Requirements for Storage Products,* pages 7–14.

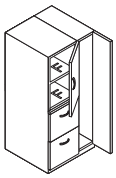

F=Fixed shelf

Tower Too, Hinged Right

Dimensions D	W	H	Counterweight Package	Style Number: Handle Pulls	Style Number: Contemporary Pulls	U.S. Base Price
Wardrobe Hook						
24"	24"	54"	Not required	**TS2TWR54R**	**TS2TW54RC**	$1731
24"	24"	66"	Not required	**TS2TWR66R**	**TS2TW66RC**	$1783
Wardrobe Rod with Shelf						
24"	24"	54"	Not required	**TS2TWR54RS**	**TS2TW54RSC**	$1824
24"	24"	66"	Not required	**TS2TWR66RS**	**TS2TW66RSC**	$1874

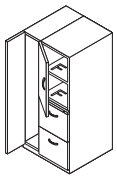

Tower Too, Hinged Left

Dimensions D	W	H	Counterweight Package	Style Number: Handle Pulls	Style Number: Contemporary Pulls	U.S. Base Price
Wardrobe Hook						
24"	24"	54"	Not required	**TS2TWR54L**	**TS2TW54LC**	$1731
24"	24"	66"	Not required	**TS2TWR66L**	**TS2TW66LC**	$1783
Wardrobe Rod with Shelf						
24"	24"	54"	Not required	**TS2TWR54LS**	**TS2TW54LSC**	$1824
24"	24"	66"	Not required	**TS2TWR66LS**	**TS2TW66LSC**	$1874

▶**Specification Information, continued on next page**

▶ **Specification Information, continued from previous page**

Specification Information

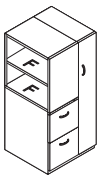

Tower Too, Hinged Right with Open Side Shelving

Dimensions D	Dimensions W	Dimensions H	Counterweight Package	Style Number Handle Pulls	Style Number Contemporary Pulls	U.S. Base Price
Wardrobe Hook						
24"	24"	48"	Not required	**TS2TWRS48R**	**TS2TWS48RC**	$2010
24"	24"	54"	Not required	**TS2TWRS54R**	**TS2TWS54RC**	$2039
24"	24"	66"	Not required	**TS2TWRS66R**	**TS2TWS66RC**	$2091
Wardrobe Rod with Shelf						
24"	24"	48"	Not required	**TS2TWRS48RS**	**TS2TWS48RSC**	$2098
24"	24"	54"	Not required	**TS2TWRS54RS**	**TS2TWS54RSC**	$2128
24"	24"	66"	Not required	**TS2TWRS66RS**	**TS2TWS66RSC**	$2182

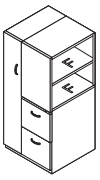

Tower Too, Hinged Left with Open Side Shelving

Dimensions D	Dimensions W	Dimensions H	Counterweight Package	Style Number Handle Pulls	Style Number Contemporary Pulls	U.S. Base Price
Wardrobe Hook						
24"	24"	48"	Not required	**TS2TWRS48L**	**TS2TWS48LC**	$2010
24"	24"	54"	Not required	**TS2TWRS54L**	**TS2TWS54LC**	$2039
24"	24"	66"	Not required	**TS2TWRS66L**	**TS2TWS66LC**	$2091
Wardrobe Rod with Shelf						
24"	24"	48"	Not required	**TS2TWRS48LS**	**TS2TWS48LSC**	$2098
24"	24"	54"	Not required	**TS2TWRS54LS**	**TS2TWS54LSC**	$2128
24"	24"	66"	Not required	**TS2TWRS66LS**	**TS2TWS66LSC**	$2182

F=Fixed shelf

Dome

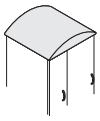

	Standard Includes	Required to Specify
▶ Need help? Product details, page 35	• Dome: paint price group 1 • Hardware package	1 Style number 2 Paint color number for dome 3 Options, if selected (see below) ▶ See *Surface Materials,* page 432.

	Options	U.S. Price	Required to Specify
Surface Materials	• Paint price group 2	+$10	Specify paint color number.
	• Paint price group 3	+$21	Specify paint color number.

Specification Information

Dimensions D	Dimensions W	Dimensions H	Style Number	U.S. Base Price
24"	24"	4½"	**TS2TDME**	$609

For Canadian Pricing
Multiply U.S. Price by the Canadian price factor.
▶ See page 1 for details.

TS Series Single Lockers

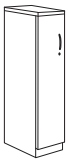

	Standard Includes	Required to Specify
▶ Need help? Product details, page 36	• Locker: paint price group 1 • Pulls: metal • Lock face ring with plastic plug to accommodate lock cylinder: 9201 Polished Chrome • Two wardrobe hooks on 18"D locker, if selected • One coat rod on 24"D locker, if selected • Adjustable leveling glides • An adjustable shelf for 52"H and 66"H locker, if selected: paint color to match locker • Ganging hardware	1 Style number 2 Depth (see below under Required Selections) 3 Width (see below under Required Selections) 4 Height (see below under Required Selections) 5 Paint color number for locker 6 Pull (see options below under Required Selections) 7 Options, if selected (see below) ▶ See *Surface Materials,* page 432. *Tip: Remember to specify lock cylinder and key.* ▶ *Lock Cylinders*, page 446

	Required Selections	U.S. Price	Required to Specify
Pulls			

Contemporary

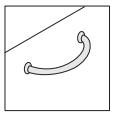

Handle

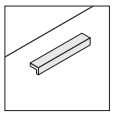

Ledge

Tip: Adjustable shelf available in service parts.

Tip: Ganging screws included in standard hardware pack.

Depth	• 18"D • 24"D	Prices at right Prices at right	Specify *with 18"D.* Specify *with 24"D.*
Width	• 12"W • 18"W	Prices at right Prices at right	Specify *with 12"W.* Specify *with 18"W.*
Height	• 40"H • 52"H • 66"H	Prices at right Prices at right Prices at right	Specify *with 40"H.* Specify *with 52"H.* Specify *with 66"H.*

Tip: When electronic lock option is selected, the pull option cannot be selected. Electronic locks replace the pulls on doors.

	Options	U.S. Price	Required to Specify
Surface Materials	• Paint price group 2 • Paint price group 3	+$ 10 +$ 21	Specify paint color number. Specify paint color number.
Hinge Location	• Left-sided hinge • Right-sided hinge	No cost No cost	Specify *with left-sided hinge.* Specify *with right-sided hinge.*
Pulls	• Contemporary pulls • Handle pulls • Ledge pulls: 7207 Black • Ledge pulls: 4799 Platinum Metallic	No cost No cost No cost +$ 6	Specify *with contemporary pulls.* Specify *with handle pulls.* Specify *with 7207 Black ledge pulls.* Specify *with 4799 Platinum Metallic ledge pulls.*
Electronic Lock	• Electronic lock	+$338	Specify *with electronic lock.*

For Canadian Pricing
Multiply U.S. Price by the Canadian price factor.
▶ See page 1 for details.

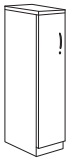

Tip: For interior dimensions, please see page 36.

Specification Information

Style Number	Dimensions D	Dimensions H	U.S. Base Prices 12"W	U.S. Base Prices 18"W
TS2LOCKER1	18"	40"	$ 987	$ 999
	18"	52"	$1006	$1209
	18"	66"	$1031	$1410
	24"	40"	$1005	$1032
	24"	52"	$1254	$1268
	24"	66"	$1283	$1476

For Canadian Pricing
Multiply U.S. Price by the Canadian price factor.
▶ See page 1 for details.

TS Series Double Lockers

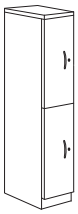

Tip: Both doors hinge together, either left side or right side.

	Standard Includes	Required to Specify
▶ Need help? Product details, page 36	• Locker: paint price group 1 • Pulls: metal • Lock face ring with plastic plug to accommodate lock cylinder: 9201 Polished Chrome • Two wardrobe hooks • Adjustable leveling glides • Ganging hardware	1 Style number 2 Depth (see below under Required Selections) 3 Width (see below under Required Selections) 4 Paint color number for locker 5 Pull (see below under Required Selections) 6 Options, if selected (see below) ▶ See *Surface Materials*, page 432. *Tip: Remember to specify lock cylinder and key.* ▶ *Lock Cylinders*, page 446

	Required Selections	U.S. Price	Required to Specify
Pulls			

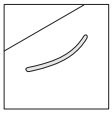

Contemporary

Handle

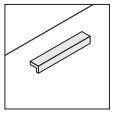

Ledge

Tip: Adjustable shelf available in service parts.

Tip: Ganging screws included in standard hardware pack.

Depth	• 18"D • 24"D	Prices below Prices below	Specify *with 18"D.* Specify *with 24"D.*
Width	• 12"W • 18"W	Prices below Prices below	Specify *with 12"W.* Specify *with 18"W.*

	Options	U.S. Price	Required to Specify
Surface Materials	• Paint price group 2 • Paint price group 3	+$ 10 +$ 21	Specify paint color number. Specify paint color number.
Hinge Location	• Left-sided hinge • Right-sided hinge	No cost No cost	Specify *with left-sided hinge.* Specify *with right-sided hinge.*
Pulls	• Contemporary pulls • Handle pulls • Ledge pulls: 7207 Black • Ledge pulls: 4799 Platinum Metallic	No cost No cost No cost +$ 6	Specify *with contemporary pulls.* Specify *with handle pulls.* Specify *with 7207 Black ledge pulls.* Specify *with 4799 Platinum Metallic ledge pulls.*
Electronic Lock	• Electronic lock	+$675	Specify *with electronic lock.*

Tip: When electronic lock option is selected, the pull option cannot be selected. Electronic locks replace the pulls on doors.

Specification Information

Style Number	Dimensions D	Dimensions H	U.S. Base Prices 12"W	U.S. Base Prices 18"W
TS2LOCKER2	18"	66"	$1181	$1474
	24"	66"	$1469	$1533

Tip: For interior dimensions, please see page 36.

For Canadian Pricing
Multiply U.S. Price by the Canadian price factor.
▶ See page 1 for details.

TS Series Quad Locker

Tip: The four locker doors hinge together, either left or right.

Tip: Adjustable shelf available in service parts.

Tip: Ganging screws included in standard hardware pack.

Standard Includes	Required to Specify
▶ Need help? Product details, page 38	1 Style number 2 Paint color number for locker 3 Pull (see below under Required Selections) 4 Options, if selected (see below) ▶ See *Surface Materials,* page 432. *Tip: Remember to specify lock cylinder and key.* ▶ *Lock Cylinders*, page 446

- Locker: paint price group 1
- Pulls: metal
- Lock face ring with plastic plug to accommodate lock cylinder: 9201 Polished Chrome
- Four wardrobe hooks
- Adjustable leveling glides
- Ganging hardware

Required Selections

Pulls

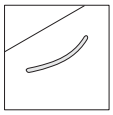

Contemporary

Handle

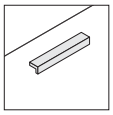

Ledge

	Options	U.S. Price	Required to Specify
Surface Materials	• Paint price group 2 • Paint price group 3	+$ 10 +$ 21	Specify paint color number. Specify paint color number.
Hinge Location	• Left-sided hinge • Right-sided hinge	No cost No cost	Specify *with left-sided hinge.* Specify *with right-sided hinge.*
Pulls	• Contemporary pulls • Handle pulls • Ledge pulls: 7207 Black • Ledge pulls: 4799 Platinum Metallic	No cost No cost No cost +$ 6	Specify *with contemporary pulls.* Specify *with handle pulls.* Specify *with 7207 Black ledge pulls.* Specify *with 4799 Platinum Metallic ledge pulls.*
Electronic Lock	• Electronic lock	+$1350	Specify *with electronic lock.*

Tip: When electronic lock option is selected, the pull option cannot be selected. Electronic locks replace the pulls on doors.

Specification Information

Style Number	Dimensions D	W	H	U.S. Base Price
TS2LOCKER4	18"	24"	66"	$2005

Tip: For interior dimensions, please see page 36.

For Canadian Pricing
Multiply U.S. Price by the Canadian price factor.
▶ See page 1 for details.

TS Series Single Cubby Lockers



Tip: All cubby locker doors hinge together, either left side or right side.

	Standard Includes	Required to Specify
▶ Need help? Product details, page 38	• Locker: paint price group 1 • Pulls: metal • Lock face ring with plastic plug to accommodate lock cylinder: 9201 Polished Chrome • Adjustable leveling glides • Ganging hardware	1 Style number 2 Height (see below under Required Selections) 3 Paint color number for locker 4 Pull (see below under Required Selections) 5 Options, if selected (see below) ▶ See *Surface Materials*, page 432. *Tip: Remember to specify lock cylinder and key.* ▶ *Lock Cylinders*, page 446

	Required Selections	U.S. Price	Required to Specify
Pulls	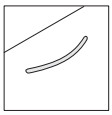 Contemporary 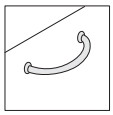 Handle 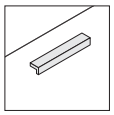 Ledge		
Height	• 35"H • 51"H • 66"H	Price below Price below Price below	Specify *with 35"H.* Specify *with 51"H.* Specify *with 66"H.*

Tip: Ganging screws included in standard hardware pack.

	Options	U.S. Price	Required to Specify
Surface Materials	• Paint price group 2 • Paint price group 3	+$ 10 +$ 21	Specify paint color number. Specify paint color number.
Hinge Location	• Left-sided hinge • Right-sided hinge	No cost No cost	Specify *with left-sided hinge.* Specify *with right-sided hinge.*
Pulls	• Contemporary pulls • Handle pulls • Ledge pulls: 7207 Black • Ledge pulls: 4799 Platinum Metallic	No cost No cost No cost +$ 6	Specify *with contemporary pulls.* Specify *with handle pulls.* Specify *with 7207 Black ledge pulls.* Specify *with 4799 Platinum Metallic ledge pulls.*
Electronic Lock	• Electronic lock on two door locker • Electronic lock on three door locker • Electronic lock on four door locker	+$ 676 +$1014 +$1352	Specify *with electronic lock.* Specify *with electronic lock.* Specify *with electronic lock.*

Tip: When electronic lock option is selected, the pull option cannot be selected. Electronic locks replace the pulls on doors.

Specification Information

Style Number	Dimensions D	W	H	Number of Doors	U.S. Base Price
TS2LOCKERCUB1	18"	12"	35"	2	$1055
	18"	12"	51"	3	$1087
	18"	12"	66"	4	$1321

Tip: For interior dimensions, please see page 38.

For Canadian Pricing
Multiply U.S. Price by the Canadian price factor.
▶ See page 1 for details.

TS Series Double Cubby Lockers



Tip: All cubby locker doors hinge together, either left side or right side.

Standard Includes	Required to Specify
▶ Need help? Product details, page 38 • Locker: paint price group 1 • Pulls: metal • Lock face ring with plastic plug to accommodate lock cylinder: 9201 Polished Chrome • Adjustable leveling glides • Ganging hardware	1 Style number 2 Height (see below under Required Selections) 3 Paint color number for locker 4 Pull (see below under Required Selections) 5 Options, if selected (see below) ▶ See *Surface Materials,* page 432. *Tip: Remember to specify lock cylinder and key.* ▶ *Lock Cylinders*, page 446

Required Selections		U.S. Price	Required to Specify
Pulls			
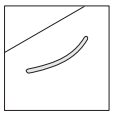 Contemporary			
Handle			
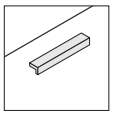 Ledge			
Height	• 35"H	Price below	Specify *with 35"H.*
	• 51"H	Price below	Specify *with 51"H.*
	• 66"H	Price below	Specify *with 66"H.*

Tip: Ganging screws included in standard hardware pack.

Options		U.S. Price	Required to Specify
Surface Materials	• Paint price group 2	+$ 10	Specify paint color number.
	• Paint price group 3	+$ 21	Specify paint color number.
Hinge Location	• Left-sided hinge	No cost	Specify *with left-sided hinge.*
	• Right-sided hinge	No cost	Specify *with right-sided hinge.*
Pulls	• Contemporary pulls	No cost	Specify *with contemporary pulls.*
	• Handle pulls	No cost	Specify *with handle pulls.*
	• Ledge pulls: 7207 Black	No cost	Specify *with 7207 Black ledge pulls.*
	• Ledge pulls: 4799 Platinum Metallic	+$ 6	Specify *with 4799 Platinum Metallic ledge pulls.*
Electronic Lock	• Electronic lock on four door locker	+$1352	Specify *with electronic lock.*
	• Electronic lock on six door locker	+$2028	Specify *with electronic lock.*
	• Electronic lock on eight door locker	+$2704	Specify *with electronic lock.*

Tip: When electronic lock option is selected, the pull option cannot be selected. Electronic locks replace the pulls on doors.

Specification Information

Style Number	Dimensions D	W	H	Number of Doors	U.S. Base Price
TS2LOCKERCUB2	18"	24"	35"	4	$1839
	18"	24"	51"	6	$1956
	18"	24"	66"	8	$2378

Tip: For interior dimensions, please see page 38.

For Canadian Pricing
Multiply U.S. Price by the Canadian price factor.
▶ See page 1 for details.

TS Series Multipurpose Locker

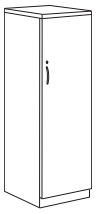

Tip: Adjustable shelf available in service parts.

Tip: Ganging screws included in standard hardware pack.

	Standard Includes	Required to Specify
▶ Need help? Product details, page 40	• Locker: paint price group 1 • Pulls: metal • Lock face ring with plastic plug to accommodate lock cylinder: 9201 Polished Chrome • Adjustable leveling glides • Fixed shelf on top and three adjustable shelves; paint color to match locker • Pull out hanging file rack • Wardrobe hook	1 Style number 2 Paint color number for locker 3 Pull (see below under Required Selections) 4 Options, if selected (see below) ▶ See *Surface Materials,* page 432. *Tip: Remember to specify lock cylinder and key.* ▶ *Lock Cylinders*, page 446

Required Selections

Pulls

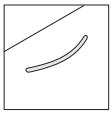

Contemporary

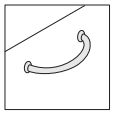

Handle

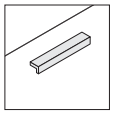

Ledge

	Options	U.S. Price	Required to Specify
Surface Materials	• Paint price group 2 • Paint price group 3	+$ 10 +$ 21	Specify paint color number. Specify paint color number.
Hinge Location	• Left-sided hinge • Right-sided hinge	No cost No cost	Specify *with left-sided hinge.* Specify *with right-sided hinge.*
Pulls	• Contemporary pulls • Handle pulls • Ledge pulls: 7207 Black • Ledge pulls: 4799 Platinum Metallic	No cost No cost No cost +$ 6	Specify *with contemporary pulls.* Specify *with handle pulls.* Specify *with 7207 Black ledge pulls.* Specify *with 4799 Platinum Metallic ledge pulls.*
Electronic Lock	• Electronic lock	+$338	Specify *with electronic lock.*

Tip: When electronic lock option is selected, the pull option cannot be selected. Electronic locks replace the pulls on doors.

Specification Information

Style Number	Dimensions D	W	H	U.S. Base Price
TS2LOCKERMULTI	18"	18"	66"	$1474

Tip: For interior dimensions, please see page 40.

For Canadian Pricing
Multiply U.S. Price by the Canadian price factor.
▶ See page 1 for details.

TS Series Mini Locker



Standard Includes		Required to Specify
▶ Need help? Product details, page 40	• Locker: paint price group 1 • Pulls: metal • Lock face ring with plastic plug to accommodate lock cylinder: 9201 Polished Chrome • 1½"-diameter, front-locking, hard casters • An adjustable shelf, paint color to match locker	1 Style number 2 Paint color number for locker 3 Pull (see below under Required Selections) 4 Options, if selected (see below) ▶ See *Surface Materials,* page 432. *Tip: Remember to specify lock cylinder and key.* ▶ *Lock Cylinders*, page 446

Required Selections

Pulls

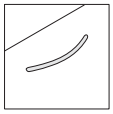
Contemporary

Handle

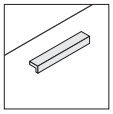
Ledge

Tip: Adjustable shelf available in service parts.

Tip: When electronic lock option is selected, the pull option cannot be selected. Electronic locks replace the pulls on doors.

	Options	U.S. Price	Required to Specify
Surface Materials	• Paint price group 2 • Paint price group 3	+$ 10 +$ 21	Specify paint color number. Specify paint color number.
Casters	• 3"-diameter, large front-locking, hard casters • 2"-diameter translucent casters	+$ 35 +$125	Specify *with large casters.* Specify *with translucent casters.*
Glides	• Adjustable leveling glides	No cost	Specify *with glides.*
Hinge Location	• Left-sided hinge • Right-sided hinge	No cost No cost	Specify *with left-sided hinge.* Specify *with right-sided hinge.*
Pulls	• Contemporary pulls • Handle pulls • Ledge pulls: 7207 Black • Ledge pulls: 4799 Platinum Metallic	No cost No cost No cost +$ 6	Specify *with contemporary pulls.* Specify *with handle pulls.* Specify *with 7207 Black ledge pulls.* Specify *with 4799 Platinum Metallic ledge pulls.*
Electronic Lock	• Electronic lock	+$338	Specify *with electronic lock.*

Specification Information

Style Number	Dimensions D	W	H	U.S. Base Price
TS2LOCKERMINI	18¼"	10"	21¾"	$829

Tip: For interior dimensions, please see page 40.

For Canadian Pricing
Multiply U.S. Price by the Canadian price factor.
▶ See page 1 for details.

TS 200 Series Lateral Files

with Flush Steel Fronts

	Standard Includes	Required to Specify
▶ Need help? Product details, page 42	• Flush-front lateral file with full-width pull: paint price group 1 • 1"H top: paint to match file • Lift-up door with fixed shelf, if selected: paint to match file • Lock, keyed random: 9201 Polished Chrome • One label holder per drawer: clear plastic • Drawer body: black only • Drawer suspensions: black only • One hanging folder bar per drawer • Four adjustable leveling glides • Ganging hardware • Counterweight package, if selected	1 Style number 2 Paint color number for file 3 Options, if selected (see below) ▶ See *Surface Materials,* page 432.

	Options	U.S. Price	Required to Specify
Surface Materials	• Paint price group 2 • Paint price group 3	+$ 80 +$138	Specify paint color number. Specify paint color number.
Tops	**Security top**		
	• For use on 28"H lateral files only	No cost	Specify *with security top.*
	No top on 28"H, 40"H, or 52"H		
	• For use under a worksurface or beneath a common top	–$104	Specify *with no top.*
	Laminate top		
	• Square edge laminate price group 1 top	+$145	Specify *with laminate top* and indicate laminate color number for top and plastic color number for edges.
	• Square edge laminate price group 2 top	See information at left	Specify *with laminate top* and indicate laminate color number for top and plastic color number for edges.
	• Open Line laminate on laminate top	+$ 74 plus cost of laminate	▶ See *Surface Materials Reference Manual.*
	Wood veneer top		
	• Wood group 1 veneer top	+$437	Specify *with wood veneer top* and indicate wood color number.
	• Wood group 2 veneer top	See information at left	Specify *with wood veneer top* and indicate wood color number.
	• Wood group 3 veneer top	See information at left	Specify *with wood veneer top* and indicate wood color number.
	• Customiz stain on wood veneer top	No cost	Specify *with Customiz stain.* ▶ See *Surface Materials Reference Manual.*
Drawer Interiors	• Divider package • Rails	+$ 29 +$ 36	Specify *with divider package.* Specify *with rails.*
Lift-Up Door With Roll-Out Shelf	• On 65½"H files	+$ 48	Specify *with roll-out shelf.*
Counter-weights	• Package 2 • Package 3 • Package 4	+$133 +$133 +$174	Specify *with counterweight.* Specify *with counterweight.* Specify *with counterweight.*
Lock and Keying	**Lock**		
	• Ember Chrome	No cost	Specify *with 9250 Ember Chrome lock.*
	Keying		
	• Factory- and field-installed keying		▶ Page 444
Related Products	• Field-installed tops • Storage accessories • Bookends • Counterweight packages		▶ Page 335 ▶ Page 350 ▶ Page 353 ▶ Page 355

Tip: Security top reduces overall height by approximately 1".

Tip: Laminate and wood veneer tops are 3/16" taller than other tops and will add 3/16" to overall case height.

For wood group 2, wood group 3, and laminate price group 2 pricing, *please refer to the electronic catalog or SmartTools.*

Tip: Counterweight packages are required to ensure product stability and are ordered as an option or separately. Product specification pages indicate the correct counterweight package for each style number and any exceptions where counterweights are not required.
▶ See *Counterweight Requirements for Storage Products,* pages 7–14.

For Canadian Pricing
Multiply U.S. Price by the Canadian price factor.
▶ See page 1 for details.

Tip: Height dimension listed is for units with 1" top. Overall height will vary if another top is selected.

Specification Information

Dimensions D	W	H	Counterweight Package	Style Number	U.S. Base Price
Two 12"H Drawers					
18"	30"	28"	Package 3	**2LF18302F**	$ 793
18"	36"	28"	Package 4	**2LF18362F**	$ 926
18"	42"	28"	Package 4	**2LF18422F**	$1050
Three 12"H Drawers					
18"	30"	40"	Package 3	**2LF18303F**	$1076
18"	36"	40"	Package 3	**2LF18363F**	$1256
18"	42"	40"	Package 3	**2LF18423F**	$1423
Four 12"H Drawers					
18"	30"	52"	Package 3	**2LF18304F**	$1377
18"	36"	52"	Package 3	**2LF18364F**	$1604
18"	42"	52"	Package 4	**2LF18424F**	$1816
Four 12"H Drawers and One 13½"H Lift-Up Door with Fixed Shelf					
18"	30"	65½"	Package 2	**2LF18305F**	$1639
18"	36"	65½"	Package 2	**2LF18365F**	$1909
18"	42"	65½"	Package 2	**2LF18425F**	$2159

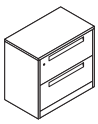

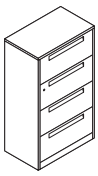

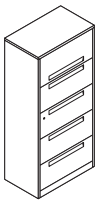

For Canadian Pricing
Multiply U.S. Price by the Canadian price factor.
▶ See page 1 for details.

Specifying Universal Steel Storage Products

Universal Pedestals

Universal Fixed Pedestals **242**

Universal Pedestal Fillers and Counterweights **244**

Universal Fixed to Freestanding Pedestal Conversion Kits **245**

Universal Mobile Pedestals **246**

Basic Cushions for Universal Mobile Pedestals **249**

Universal Bins and Shelves

Universal Sliding Door Bins with Steel, Laminate, or Wood Fronts **250**

Universal Over the Case Bins with Flat or Radius Fronts **252**

Universal In the Case Bins with Steel, Laminate, or Wood Flat Fronts **256**

Universal Shelves **262**

Accessories for Universal Bins and Universal Shelves **265**

Slim Shelves **272**

Universal One-High, 1.5-High, and Two Drawer Lateral Files **274**

Intermediate Supports **279**

Low Storage-to-Beam Tether Bracket **280**

Cushion Tops **281**

Basic Cushions **282**

Universal One-High Open Laterals **284**

Common Tops **286**

Universal Towers and Workstation Verticals

Universal Open Side Towers **290**

Universal Dual Door Towers **294**

Universal Full Front Towers **300**

Universal Vertical Drawer Towers **304**

Universal Workstation Verticals **308**

Universal Lateral Files **312**

Universal Combination Cabinets **316**

Universal Storage Cabinets **322**

Universal Wardrobe Cabinets **326**

Universal Bookcases **330**

Universal Fixed Pedestals

with Flush Steel, Proud Steel, Proud Laminate, or Proud Wood Fronts

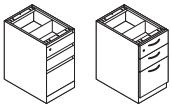

Tip: Counterweight packages are required to ensure product stability and are ordered as an option or separately. Product specification pages indicate the correct counterweight package for each style number and any exceptions where counterweights are not required.
▶See *Counterweight Requirements for Storage Products,* pages 7–14.

	Standard Includes	Required to Specify
▶Need help? Product details, page 52	• Pedestal: paint price group 1 • Removable drawer fronts: paint to match pedestal, laminate price group 1 if proud laminate front selected, or wood group 1 veneer if proud wood front selected • Integral pulls on units with flush steel fronts • Pulls: metal • Full drawer interiors: black only – One pencil tray and two box drawer dividers per box/box/file • Lock, keyed random: 9201 Polished Chrome • Mounting hardware • Four adjustable leveling glides	1 Style number with appropriate front style suffix in the space provided **F** Flush steel front **P** Proud steel front **L** Proud laminate front **W** Proud wood front 2 Paint color number for pedestal 3 Laminate color number for drawer fronts, if proud laminate fronts selected 4 Wood color number for drawer fronts, if proud wood fronts selected 5 Pull (see below under Required Selections) 6 Metal color number for pulls, if proud steel, proud laminate, or proud wood front selected 7 Options, if selected (see below) ▶See *Surface Materials,* page 432.

Required Selections

Pulls

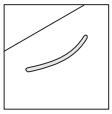
Contemporary

Handle

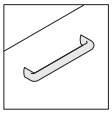
Jazz

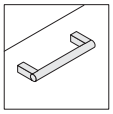
Bar

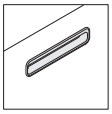
c:scape

For wood group 2, wood group 3, and laminate price group 2 pricing, *please refer to the electronic catalog or SmartTools.*

	Options	U.S. Price	Required to Specify
Surface Materials	• Paint price group 1	No cost	Specify paint color number.
	• Paint price group 2	+$ 47	Specify paint color number.
	• Paint price group 3	+$ 80	Specify paint color number.
	• Laminate price group 1 on proud laminate drawer fronts	Prices at right	Specify laminate color number.
	• Laminate price group 2 on proud laminate drawer fronts	See information at left	Specify laminate color number.
	• Open Line laminate on proud laminate drawer fronts	+$ 74 plus cost of laminate	▶See *Surface Materials Reference Manual.*
	• Wood group 2 on proud wood drawer fronts	See information at left	Specify wood color number.
	• Wood group 3 on proud wood drawer fronts	See information at left	Specify wood color number.
	• Customiz stain on proud wood drawer fronts	No cost	Specify *with Customiz stain.* ▶See *Surface Materials Reference Manual.*
Pulls for Flush Steel Fronts	• Full-width wood veneer pull	+$275	Specify *with wood pull* and indicate wood color number.
	• Customiz stain on wood veneer pull	No cost	Specify *with Customiz stain.* ▶See *Surface Materials Reference Manual.*
Pulls	**Proud steel, laminate, or wood fronts**		
	• Contemporary	No cost	Specify *with contemporary pull.*
	• Handle	No cost	Specify *with handle pull.*
	• Jazz	+$ 20 per pull	Specify *with jazz pull.*
	• Bar	+$ 29 per pull	Specify *with bar pull.*
	Proud steel fronts only		
	• c:scape	+$ 33 per pull	Specify *with c:scape pull.*
Drawer Accessories	**Rails**		
	• Two side-to-side hanging rails per file drawer	No cost	Specify *with rails.*

▶**Options, continued on next page**

For Canadian Pricing
Multiply U.S. Price by the Canadian price factor.
▶See page 1 for details.

▶ **Options, continued from previous page**

	Options	U.S. Price	Required to Specify
Basic Drawer Interiors	**18"D, 24"D, and 30"D box/box/file pedestals**		
	• No rails, pencil trays, or box drawer dividers	–$ 57	Specify *with basic drawers.*
Lock and Keying	**Lock**		
	• Ember Chrome	No cost	Specify *with 9250 Ember Chrome lock.*
	• No lock	–$ 71	Specify *with no lock.*
	Individual locking drawers		
	• File/file pedestals only	+$139	Specify *with individual drawer lock.*
	Keying		
	• Factory- and field-installed keying		▶ Page 444
Related Products	• Universal fixed to freestanding pedestal conversion kits		▶ Page 245
	• Storage accessories		▶ Page 350

Tip: Your specification is not complete until you add a suffix to the style number to define the front style (for example, RPF1827A__ becomes RPF1827AP for proud steel front).

Specification Information

Dimensions D		W	H	Counter-weight Package	Style Number	U.S. Base Prices			
Flush Steel Front	Proud Steel/ Lam/ Wood Front					Flush Steel Front Suffix F	Proud Steel Front Suffix P	Proud Lam Front Suffix L	Proud Wood Front Suffix W
27"H Fixed Pedestals with 3" Base									
Two Box Drawers and One File Drawer									
17½"	18⅜"	15"	27"	RPCW	**RPF1827A__**	$642	$710	$ 901	$ 977
22⅝"	23½"	15"	27"	RPCW	**RPF2427A__**	$700	$768	$ 959	$1035
28⅝"	29½"	15"	27"	RPCW	**RPF3027A__**	$842	$910	$1101	$1177
Two File Drawers									
17½"	18⅜"	15"	27"	RPCW	**RPF1827B__**	$622	$690	$ 881	$ 957
22⅝"	23½"	15"	27"	RPCW	**RPF2427B__**	$680	$748	$ 939	$1015
28⅝"	29½"	15"	27"	RPCW	**RPF3027B__**	$822	$890	$1081	$1157

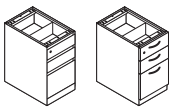

Tip: Use 27"H pedestals to align with Universal Storage with 3" base. 27"H pedestals support worksurfaces at 28½"H.

Tip: Only 22⅝"D, 23½"D, 28⅝"D, and 29½"D pedestals can accommodate legal-size filing.

25½"H Fixed Pedestals

Two Box Drawers and One File Drawer									
17½"	18⅜"	15"	25½"	Not required	**RPF1825A__**	$642	$710	$ 901	$ 977
22⅝"	23½"	15"	25½"	Not required	**RPF2425A__**	$700	$768	$ 959	$1035
28⅝"	29½"	15"	25½"	Not required	**RPF3025A__**	$842	$910	$1101	$1177
Two File Drawers									
17½"	18⅜"	15"	25½"	Not required	**RPF1825B__**	$622	$690	$ 881	$ 957
22⅝"	23½"	15"	25½"	Not required	**RPF2425B__**	$680	$748	$ 939	$1015
28⅝"	29½"	15"	25½"	Not required	**RPF3025B__**	$822	$890	$1081	$1157

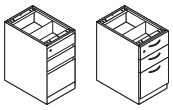

Tip: 25½"H fixed pedestals are for use in the following application: as fixed ped-es-tals when used underneath worksurfaces installed at lower than standard heights (for example, 27"H).

For Canadian Pricing
Multiply U.S. Price by the Canadian price factor.
▶ See page 1 for details.

Universal Pedestal Fillers and Counterweights

Universal Pedestal Fillers for 27"H Fixed Pedestals with Flush and Proud Fronts

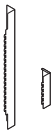

Standard Includes	Required to Specify
▶ Need help? Product details, page 53	• Filler: all paint price groups • Installation hardware

1 Style number
2 Paint color number for filler

Specification Information

Dimensions D Flush Steel Front	Dimensions D Proud Steel/ Wood Front	H	Application	Style Number	U.S. Price
Pedestal Fillers for 27"H Fixed Pedestals with Flush Steel Fronts					
1⅜"	N.A.	27"	Answer and Kick Panels	**RPXFTAKFP**	$75
1⅜"	N.A.	27"	Montage Frames	**RPXFMONFP**	$75
Pedestal Fillers for 27"H Fixed Pedestals with Proud Fronts					
N.A.	½"	27"	Answer and Kick Panels	**RPXFTAKPP**	$75
N.A.	½"	27"	Montage Frames	**RPXFMONPP**	$75
N.A.	½"	27"	Avenir Panels	**RPXFAVPP**	$75
N.A.	½"	27"	Montage Frames	**RPXFMONPPOM**	$75

Universal Pedestal Counterweight

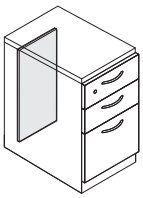

Standard Includes	Required to Specify
▶ Need help? Product details, page 53	• Pedestal counterweight: black

Style number

Specification Information

Style Number	U.S. Price
RPCW	$156

For Canadian Pricing
Multiply U.S. Price by the Canadian price factor.
▶ See page 1 for details.

Universal Fixed to Freestanding Pedestal Conversion Kits

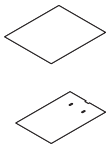

Tip: Flush and proud front pedestals require different conversion kits. Be sure to order the correct style number for your application.

Tip: When converting a file/file pedestal with individual drawer locks, an interlocking bar is required to provide stability to unit. Order 1043922SR through Service Parts.

Standard Includes	Required to Specify
▶ Need help? Product details, page 52 • 1/8"H steel top: all paint price groups • Counterweight package • Safety interlock system conversion components • Installation hardware	1 Style number 2 Paint color number for top ▶ See *Surface Materials,* page 432.

Specification Information

Dimensions D	Dimensions H	Style Number	U.S. Price
For 27"H Proud Steel, Laminate, or Wood Front Pedestals			
18 3/8"	27"	**RPXCK2718P**	$216
23 1/2"	27"	**RPXCK2724P**	$238
29 1/2"	27"	**RPXCK2730P**	$264
For 27"H Flush Steel Front Pedestals			
17 1/2"	27"	**RPXCK2718F**	$216
22 5/8"	27"	**RPXCK2724F**	$238
28 5/8"	27"	**RPXCK2730F**	$264
For 25 1/2"H Proud Steel, Laminate, or Wood Front Pedestals			
18 3/8"	25 1/2"	**RPXCK2518P**	$216
23 1/2"	25 1/2"	**RPXCK2524P**	$238
29 1/2"	25 1/2"	**RPXCK2530P**	$264
For 25 1/2"H Flush Steel Front Pedestals			
17 1/2"	25 1/2"	**RPXCK2518F**	$216
22 5/8"	25 1/2"	**RPXCK2524F**	$238
28 5/8"	25 1/2"	**RPXCK2530F**	$264

For Canadian Pricing
Multiply U.S. Price by the Canadian price factor.
▶ See page 1 for details.

Universal Mobile Pedestals

with Flush Steel, Proud Steel, Proud Laminate, or Proud Wood Fronts

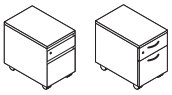

Tip: 1/8"H steel top is non-structural.

Tip: Counterweight packages for mobile pedestals are required to ensure product stability and are included.

▶ See *Counterweight Requirements for Storage Products,* pages 7–14.

	Standard Includes	Required to Specify
▶ Need help? Product details, page 52	• Pedestal: paint price group 1 • 1/8"H steel top: paint to match pedestal • Removable drawer fronts: paint to match pedestal, laminate price group 1 if proud laminate front selected, or wood group 1 veneer if proud wood front selected • Integral pulls on units with flush steel fronts • Pulls: metal • Full drawer interiors: black only – One pencil tray per box/file or box/box/file and box drawer dividers • Lock, keyed random: 9201 Polished Chrome • Four hard-composition, non-locking casters: black only • Safety interlock mechanism • Counterweight package	1 Style number with appropriate front style suffix in the space provided **F** Flush steel front **P** Proud steel front **L** Proud laminate front **W** Proud wood front 2 Paint color number for pedestal 3 Laminate color number for drawer fronts, if proud laminate fronts selected 4 Wood color number for drawer fronts, if proud wood fronts selected 5 Pull (see below under required selections) 6 Metal color number for pulls, if proud steel, proud laminate, or proud wood front selected 7 Options, if selected (see below) ▶ See *Surface Materials,* page 432.

Required Selections

Pulls

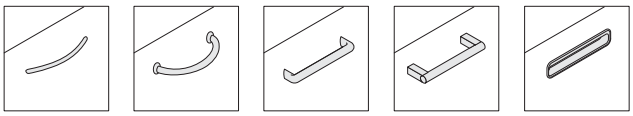

Contemporary | Handle | Jazz | Bar | c:scape

For wood group 2, wood group 3, and laminate price group 2 pricing, *please refer to the electronic catalog or SmartTools.*

Tip: Optional tops will increase the overall pedestal height.

	Options	U.S. Price	Required to Specify
Surface Materials	• Paint price group 1	No cost	Specify paint color number.
	• Paint price group 2	+$ 47	Specify paint color number.
	• Paint price group 3	+$ 80	Specify paint color number.
	• Laminate group 1 on proud laminate drawer fronts	Prices at right	Specify laminate color number.
	• Laminate group 2 on proud laminate drawer fronts	See information at left	Specify laminate color number.
	• Open Line laminate on proud laminate drawer fronts	+$ 74 plus cost of laminate	▶ See *Surface Materials Reference Manual.*
	• Wood group 2 on proud wood drawer fronts	See information at left	Specify wood color number.
	• Wood group 3 on proud wood drawer fronts	See information at left	Specify wood color number.
	• Customiz stain on proud wood drawer fronts	No cost	Specify *with Customiz stain.* ▶ See *Surface Materials Reference Manual.*
Tops	• 1"H square edge steel top	+$ 74	Specify *with steel square top.*
	Laminate top		
	• 1 3/16"H square edge laminate price group 1 top	+$314	Specify *with laminate top* and indicate laminate color number for top and plastic color number for edges.
	• 1 7/16"H bullnose laminate price group 1 top	+$358	Specify *with bullnose laminate top* and indicate laminate color number.
	• 1 3/16"H square edge laminate price group 2 top	See information at left	Specify *with laminate top* and indicate laminate color number for top and plastic color number for edges.
	• 1 7/16"H bullnose laminate price group 2 top	See information at left	Specify *with bullnose laminate top* and indicate laminate color number.
	• Open Line laminate on laminate top	+$ 74 plus cost of laminate	▶ See *Surface Materials Reference Manual.*

▶ **Options, continued on next page**

For Canadian Pricing
Multiply U.S. Price by the Canadian price factor.
▶ See page 1 for details.

▶ **Options, continued from previous page**

Tip: If wood veneer top option is selected, finishes must be selected for both the wood veneer top and the wood veneer fronts.

For wood group 2, wood group 3, and laminate price group 2 pricing, *please refer to the electronic catalog or SmartTools.*

Tip: For both cushion top and basic cushion: Fabric patterns with a linear design will always be applied from the front to back of the unit (depth of the unit).

Tip: For both cushion top and basic cushion: Pattern matching will not be done on COM.

	Options	U.S. Price	Required to Specify
Tops, cont	**Wood veneer top**		
	• 1 3/16"H wood group 1 veneer top	+$425	Specify *with wood veneer top* and indicate wood color number.
	• 1 3/16"H wood group 2 veneer top	See information at left	Specify *with wood veneer top* and indicate wood color number.
	• 1 3/16"H wood group 3 veneer top	See information at left	Specify *with wood veneer top* and indicate wood color number.
	• Customiz stain on wood veneer top	No cost	Specify *with Customiz stain.* ▶ See *Surface Materials Reference Manual.*
	Cushion top for factory installation on RPM2421C__ only		
	• Cushion top without handle	+$384	Specify *with cushion top* and indicate fabric color number.
	• Cushion top with black handle	+$490	Specify *with cushion top and handle* and indicate fabric color number.
	Upholstery on pedestal cushion top		
	• Fabric price group 1	No cost	Specify fabric color number.
	• Fabric price group 2	+$ 10	Specify fabric color number.
	• Fabric price group 3	+$ 42	Specify fabric color number.
	• Fabric price group 4	+$ 51	Specify fabric color number.
	• Fabric price group 5	+$ 65	Specify fabric color number.
	• Fabric price group 6	+$ 92	Specify fabric color number.
	• Fabric price group 7	+$111	Specify fabric color number.
	• Fabric price group 8	+$161	Specify fabric color number.
	• Fabric price group 9	+$206	Specify fabric color number.
	• Fabric price group 10	+$250	Specify fabric color number.
	• Leather price group	+$641	Specify leather color number.
	• Select Surfaces leather price group 1	+$641	▶ See *Surface Materials Reference Manual.*
	• Elmosoft leather price group	+$741	Specify Elmosoft leather color number. ▶ See *Surface Materials,* page 432.
	• Select Surfaces leather price group 2	+$741	▶ See *Surface Materials Reference Manual.*
	• Customer's Own Material (COM) or Customer's Own Leather (COL)	+$ 16	▶ See *Surface Materials Reference Manual* to specify.
Pulls for Flush Steel Fronts	• Full-width wood veneer pull	+$275	Specify *with wood pull* and indicate wood color number.
	• Customiz stain on wood veneer pull	No cost	Specify *with Customiz stain.* ▶ See *Surface Materials Reference Manual.*
Pulls	**Proud steel, laminate, or wood fronts**		
	• Contemporary	No cost	Specify *with contemporary pull.*
	• Handle	No cost	Specify *with handle pull.*
	• Jazz	+$ 20 per pull	Specify *with jazz pull.*
	• Bar	+$ 29 per pull	Specify *with bar pull.*
	Proud steel fronts only		
	• c:scape	+$ 33 per pull	Specify *with c:scape pull.*
Drawer Accessories	**Rails**		
	• Two side-to-side hanging rails per file drawer	No cost	Specify *with rails.*
Basic Drawer Interiors	**Box/file and box/box/file pedestals**		
	• No rails, pencil trays, or box drawer dividers	–$ 57	Specify *with basic drawers.*

▶ **Options, continued on next page**

For Canadian Pricing
Multiply U.S. Price by the Canadian price factor.
▶ See page 1 for details.

▶ **Options, continued from previous page**

	Options	U.S. Price	Required to Specify
Lock and Keying	**Lock**		
	• Ember Chrome	No cost	Specify *with 9250 Ember Chrome lock.*
	Individual locking drawers		
	• File/file pedestals only	+$139	Specify *with individual drawer lock.*
	Keying		
	• Factory- and field-installed keying		▶ Page 444
Related Products	• Storage accessories		▶ Page 350
	• Basic cushions		▶ Page 249

Tip: Your specification is not complete until you add a suffix to the style number to define the front style (for example, RPM1821C__ becomes RPM1821CP for proud steel front).

Specification Information

Dimensions D Flush Steel Front	Dimensions D Proud Steel/ Lam/ Wood Front	W	H	Counter-weight Package	Style Number	U.S. Base Prices Flush Steel Front Suffix F	Proud Steel Front Suffix P	Proud Lam Front Suffix L	Proud Wood Front Suffix W
Box/File									
17½"	18⅜"	15"	21"	Included	**RPM1821C__**	$ 907	$ 975	$1166	$1242
22⅝"	23½"	15"	21"	Included	**RPM2421C__**	$ 958	$1026	$1217	$1293
Box/Box/File									
17½"	18⅜"	15"	27"	Included	**RPM1827A__**	$1006	$1041	$1235	$1311
22⅝"	23½"	15"	27"	Included	**RPM2427A__**	$1073	$1105	$1299	$1375
File/File									
17½"	18⅜"	15"	27"	Included	**RPM1827B__**	$ 987	$1022	$1216	$1292
22⅝"	23½"	15"	27"	Included	**RPM2427B__**	$1054	$1086	$1280	$1356

Specification Information

Actual Dimensions D	W	H	Style Number	U.S. Base Price	
Pedestal Cushion Top for Field Installation on RPM2421C__ only					
Cushion Top without Handle					
22⅝"	15"	2¼"	**RPXTC24F**	$341	(For use with RPM2421CF only)
23½"	15"	2¼"	**RPXTC24P**	$341	(For use with RPM2421CP and RPM2421CW only)
Cushion Top with Black Handle					
22⅝"	15"	2¼"	**RPXTCH24F**	$459	(For use with RPM2421CF only)
23½"	15"	2¼"	**RPXTCH24P**	$459	(For use with RPM2421CP and RPM2421CW only)

Tip: If used with a Universal mobile pedestal manufactured before 12/20/2011, you will need to order service part 1072962001SR for attachment hardware.

Basic Cushions

For Universal Mobile Pedestals

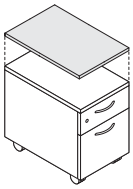

Tip: Basic cushion is field-installed and supplies to attach are included.

Tip: Basic cushion is available on Universal mobile pedestals RPM1821CF, RPM1821CP, RPM1821CL, RPM1821CW, RPM2421CF, RPM2421CP, PRM2421CL, and RPM2421CW with a top only.

Tip: For both cushion top and basic cushion: Fabric patterns with a linear design will always be applied from the front to back of the unit (depth of the unit).

Tip: For both cushion top and basic cushion: Pattern matching will not be done on COM.

	Standard Includes	Required to Specify
▶ Need help? Product details, page 52	• Cushion top: fabric price group 1 • Attachment supplies: hook and loop fastener	1 Style number 2 Fabric color number for cushion top 3 Options, if selected (see below) ▶ See *Surface Materials,* page 432.

	Options	U.S. Price	Required to Specify
Surface Materials	**Upholstery**		
	• Fabric price group 1	No cost	Specify fabric color number.
	• Fabric price group 2	+$ 10	Specify fabric color number.
	• Fabric price group 3	+$ 42	Specify fabric color number.
	• Fabric price group 4	+$ 51	Specify fabric color number.
	• Fabric price group 5	+$ 65	Specify fabric color number.
	• Fabric price group 6	+$ 92	Specify fabric color number.
	• Fabric price group 7	+$111	Specify fabric color number.
	• Fabric price group 8	+$161	Specify fabric color number.
	• Fabric price group 9	+$206	Specify fabric color number.
	• Fabric price group 10	+$250	Specify fabric color number.
	• Customer's Own Material (COM)	+$ 16	▶ See *Surface Materials Reference Manual.*
Related Products	• Universal mobile pedestals		▶ Page 246

Specification Information

Dimensions D	W	H	Style Number	U.S. Base Price
17½"	15"	1½"	**RCH1715**	$201
22⅝"	15"	1½"	**RCH2315**	$212

For Canadian Pricing
Multiply U.S. Price by the Canadian price factor.
▶ See page 1 for details.

Universal Sliding Door Bins with Steel, Laminate, or Wood Fronts

For Use with Answer, Kick, Avenir, Montage, and V.I.A.

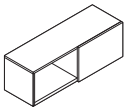

	Standard Includes	Required to Specify
▶ Need help? Product details, page 56	• Overhead bin: paint price group 1 • Sliding door: paint price group 1, laminate price group 1, or wood group 1 • Recess beneath unit to accommodate shelf light • Shelf backstop • On-module attachment brackets with safety catch: black paint only • Vertical off-module attachment brackets, if selected: black paint only • Lock, keyed random: 9201 Polished Chrome	1 Style number 2 Paint color number for overhead bin 3 Paint, laminate, or wood color number for door 4 Options, if selected (see below) ▶ See *Surface Materials,* page 432.

	Options	U.S. Price	Required to Specify
Surface Materials	**Overhead bin with one steel door**		
	• Paint price group 1	No cost	Specify paint color number.
	• Paint price group 2	+$ 47	Specify paint color number.
	• Paint price group 3	+$ 80	Specify paint color number.
	Overhead bin with one laminate or wood door		
	• Paint price group 1	No cost	Specify paint color number.
	• Paint price group 2	+$ 47	Specify paint color number.
	• Paint price group 3	+$ 72	Specify paint color number.
	• Laminate price group 1 door	Prices at right	Specify laminate color number.
	• Laminate price group 2 door	See information at left	Specify laminate color number.
	• Open Line laminate on door	+$ 74 plus cost of laminate	▶ See *Surface Materials Reference Manual.*
	• Wood group 2 on wood door	See information at left	Specify wood color number.
	• Wood group 3 on wood door	See information at left	Specify wood color number.
	• Customiz stain on wood door	No cost	Specify *with Customiz stain.* ▶ See *Surface Materials Reference Manual.*
Brackets	**Off-module attachment brackets**		
	• One vertical off-module bracket	+$ 70	Specify *with one vertical off-module bracket.*
	• Two vertical off-module brackets	+$140	Specify *with two vertical off-module brackets.*
	• Horizontal off-module brackets for use with 24"W to 48"W Montage bins	+$144	Specify *with horizontal off-module brackets, Montage.*
	Upmount brackets		
	• Upmount kit	+$206	Specify *with upmount kit.*
	No brackets		
	• Omit brackets	–$ 22	Specify *omit brackets.*
Shelf Accessories	• Four dividers: white plastic	+$ 53	Specify *with dividers.*
Lock and Keying	**Lock**		
	• No lock	–$ 73	Specify *with no lock.*
	• Ember Chrome	No cost	Specify *with 9250 Ember Chrome lock.*
	Keying		
	• Factory- and field-installed keying		▶ Page 444
Related Products	• Accessories		▶ Page 265
	• Shelf lights		▶ Page 412

For wood group 2, wood group 3, and laminate price group 2 pricing, *please refer to the electronic catalog or SmartTools.*

Tip: For Montage, vertical off-module brackets can be used with 36"W to 60"W bins only.

Tip: Maximum width for a horizontal off-module bin mounted on an enhanced off-module Montage panel is 48"W. Horizontal off-module brackets for Montage are painted to match bin.

Tip: Upmount brackets include steel back to enclose storage bin.

For Canadian Pricing
Multiply U.S. Price by the Canadian price factor.
▶ See page 1 for details.

Specification Information

Dimensions D	W	H	Style Number	U.S. Base Price	Style Number	U.S. Base Price	Style Number	U.S. Base Price
			Steel Fronts		**Laminate Fronts**		**Wood Fronts**	
Bins for Use with Answer and Kick								
15¾"	36"	16¼"	**RSB36TAK**	$ 737	**RSB36LTAK**	$1131	**RSB36WTAK**	$1161
15¾"	42"	16¼"	**RSB42TAK**	$ 764	**RSB42LTAK**	$1158	**RSB42WTAK**	$1188
15¾"	48"	16¼"	**RSB48TAK**	$ 787	**RSB48LTAK**	$1181	**RSB48WTAK**	$1211
15¾"	60"	16¼"	**RSB60TAK**	$1189	**RSB60LTAK**	$1902	**RSB60WTAK**	$1932
15¾"	66"	16¼"	**RSB66TAK**	$1253	**RSB66LTAK**	$1966	**RSB66WTAK**	$1996
15¾"	72"	16¼"	**RSB72TAK**	$1300	**RSB72LTAK**	$2013	**RSB72WTAK**	$2043
Bins for Use with Avenir								
15¾"	36"	16¼"	**RSB36AVR**	$ 737	**RSB36LAVR**	$1131	**RSB36WAVR**	$1161
15¾"	42"	16¼"	**RSB42AVR**	$ 764	**RSB42LAVR**	$1158	**RSB42WAVR**	$1188
15¾"	48"	16¼"	**RSB48AVR**	$ 787	**RSB48LAVR**	$1181	**RSB48WAVR**	$1211
15¾"	60"	16¼"	**RSB60AVR**	$1189	**RSB60LAVR**	$1902	**RSB60WAVR**	$1932
15¾"	66"	16¼"	**RSB66AVR**	$1253	**RSB66LAVR**	$1966	**RSB66WAVR**	$1996
15¾"	72"	16¼"	**RSB72AVR**	$1300	**RSB72LAVR**	$2013	**RSB72WAVR**	$2043
Bins for Use with Montage								
15¾"	36"	16¼"	**RSB36MON**	$ 737	**RSB36LMON**	$1131	**RSB36WMON**	$1161
15¾"	42"	16¼"	**RSB42MON**	$ 764	**RSB42LMON**	$1158	**RSB42WMON**	$1188
15¾"	48"	16¼"	**RSB48MON**	$ 787	**RSB48LMON**	$1181	**RSB48WMON**	$1211
15¾"	60"	16¼"	**RSB60MON**	$1189	**RSB60LMON**	$1902	**RSB60WMON**	$1932
15¾"	66"	16¼"	**RSB66MON**	$1253	**RSB66LMON**	$1966	**RSB66WMON**	$1996
15¾"	72"	16¼"	**RSB72MON**	$1300	**RSB72LMON**	$2013	**RSB72WMON**	$2043
Bins for Use with V.I.A.								
15¾"	36"	16¼"	**RSB36VIA**	$ 737	**RSB36LVIA**	$1131	**RSB36WVIA**	$1161
15¾"	42"	16¼"	**RSB42VIA**	$ 764	**RSB42LVIA**	$1158	**RSB42WVIA**	$1188
15¾"	48"	16¼"	**RSB48VIA**	$ 787	**RSB48LVIA**	$1181	**RSB48WVIA**	$1211
15¾"	60"	16¼"	**RSB60VIA**	$1189	**RSB60LVIA**	$1902	**RSB60WVIA**	$1932
15¾"	66"	16¼"	**RSB66VIA**	$1253	**RSB66LVIA**	$1966	**RSB66WVIA**	$1996
15¾"	72"	16¼"	**RSB72VIA**	$1300	**RSB72LVIA**	$2013	**RSB72WVIA**	$2043

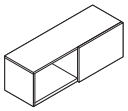

Tip: Overhead storage bins with a "TAK" suffix can be used with Privacy Wall as well.

▶See *Architectural Solutions Specification Guide* for attachment information.

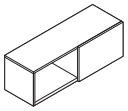

Tip: Wood group 2 and 3 are not available on Avenir.

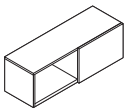

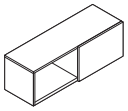

For Canadian Pricing
Multiply U.S. Price by the Canadian price factor.
▶See page 1 for details.

Universal Over the Case Bins with Flat or Radius Fronts

For Use with Answer, Kick, Avenir, Montage, and V.I.A.

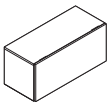

	Standard Includes	Required to Specify
▶ Need help? Product details, page 60	• Overhead bin with lift-up door: paint price group 1 • Recess beneath attachment unit to accommodate shelf light • Shelf backstop • On-module attachment brackets with safety catch: black paint only • Off-module attachment brackets, if selected: black paint only • Picture frame door acrylic insert, if selected: 6538 Satin only • Picture frame door glass insert, if selected: 6580 Ice White only • Lock, keyed random: 9201 Polished Chrome	1 Style number 2 Paint color number for overhead bin 3 Options, if selected (see below) ▶ See *Surface Materials,* page 432.

	Options	U.S. Price	Required to Specify
Surface Materials	**Overhead bin with one door**		
	• Paint price group 1	No cost	Specify paint color number.
	• Paint price group 2	+$ 47	Specify paint color number.
	• Paint price group 3	+$ 80	Specify paint color number.
	Overhead bin with two doors		
	• Paint price group 1	No cost	Specify paint color number.
	• Paint price group 2	+$ 65	Specify paint color number.
	• Paint price group 3	+$112	Specify paint color number.
Brackets	**Off-module attachment brackets**		
	• One vertical off-module bracket	+$ 70	Specify *with one vertical off-module bracket.*
	• Two vertical off-module brackets	+$140	Specify *with two vertical off-module brackets.*
	• Horizontal off-module brackets for use with 24"W to 48"W Montage bins	+$144	Specify *with horizontal off-module brackets, Montage.*
	Upmount brackets		
	• Upmount kit	+$206	Specify *with upmount kit.*
	No brackets		
	• Omit brackets	–$ 22	Specify *omit brackets.*
Picture Frame Door on Flat Fronts	• Omit insert	Prices at right	Specify *omit insert.*
	• Acrylic insert	Prices at right	Specify *with acrylic insert.*
	• Glass insert (assist mechanism recommended)	Prices at right	Specify *with glass insert.*
Door Mechanism	• Assist mechanism for standard door, glass insert, or omit insert	+$206 per door	Specify *with assist mechanism.*
Shelf Accessories	• Four dividers: white plastic	+$ 53	Specify *with dividers.*
Lock and Keying	**Lock**		
	• No lock	–$ 73 per door	Specify *with no lock.*
	• Ember Chrome	No cost	Specify *with 9250 Ember Chrome lock.*
	Keying		
	• Factory- and field-installed keying		▶ Page 444
Related Products	• Accessories		▶ Page 265
	• Shelf lights		▶ Page 412

Tip: For Montage, vertical off-module brackets can be used with 30"W to 60"W bins only.

Tip: Maximum width for a horizontal off-module bin mounted on an enhanced off-module Montage panel is 48"W. Horizontal off-module brackets for Montage are painted to match bin.

Tip: Upmount brackets include steel back to enclose storage bin.

Tip: When ordering the omit insert option, remember that custom material cannot be factory installed. Custom material must be ordered from a material vendor.

Tip: A door assist mechanism cannot be used with an acrylic door insert.

Tip: Overhead storage bins and shelves with a **"TAK"** *suffix can be used with Privacy Wall as well.*

▶ *See Architectural Solutions Specification Guide for attachment information.*

For Canadian Pricing
Multiply U.S. Price by the Canadian price factor.
▶ See page 1 for details.

Specification Information

Dimensions D	W	H	Number of Doors	Style Number	U.S. Base Price	Options (Add $ to Base Price) Picture Frame Door Inserts: Omit Insert	Acrylic Insert	Glass Insert

Bins with Flat Fronts for Use with Answer and Kick

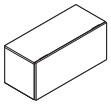

Tip: Overhead storage bins and shelves with a **"TAK"** *suffix can be used with Privacy Wall as well.*
▶See *Architectural Solutions Specification Guide* for attachment information.

15¾"	24"	16¼"	1	**RBB24QTAK**	$ 660	+$288	+$409	+$ 490
15¾"	30"	16¼"	1	**RBB30QTAK**	$ 688	+$303	+$433	+$ 523
15¾"	36"	16¼"	1	**RBB36QTAK**	$ 720	+$318	+$453	+$ 556
15¾"	42"	16¼"	1	**RBB42QTAK**	$ 747	+$331	+$475	+$ 614
15¾"	48"	16¼"	1	**RBB48QTAK**	$ 771	+$345	+$499	+$ 669
15¾"	60"	16¼"	2	**RBB60QTAK**	$1236	+$566	+$790	+$ 997
15¾"	66"	16¼"	2	**RBB66QTAK**	$1297	+$579	+$814	+$1056
15¾"	72"	16¼"	2	**RBB72QTAK**	$1345	+$592	+$836	+$1113

Bins with Flat Fronts for Use with Avenir

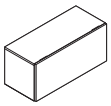

15¾"	24"	16¼"	1	**RBB24QAVR**	$ 721	+$288	+$409	+$ 490
15¾"	30"	16¼"	1	**RBB30QAVR**	$ 749	+$303	+$433	+$ 523
15¾"	36"	16¼"	1	**RBB36QAVR**	$ 763	+$318	+$453	+$ 556
15¾"	42"	16¼"	1	**RBB42QAVR**	$ 791	+$331	+$475	+$ 614
15¾"	48"	16¼"	1	**RBB48QAVR**	$ 816	+$345	+$499	+$ 669
15¾"	60"	16¼"	2	**RBB60QAVR**	$1306	+$566	+$790	+$ 977
15¾"	66"	16¼"	2	**RBB66QAVR**	$1358	+$579	+$814	+$1056
15¾"	72"	16¼"	2	**RBB72QAVR**	$1423	+$592	+$836	+$1113

Bins with Flat Fronts for Use with Montage

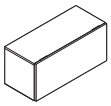

15¾"	24"	16¼"	1	**RBB24QMON**	$ 660	+$288	+$409	+$ 490
15¾"	30"	16¼"	1	**RBB30QMON**	$ 688	+$303	+$433	+$ 523
15¾"	36"	16¼"	1	**RBB36QMON**	$ 720	+$318	+$453	+$ 556
15¾"	42"	16¼"	1	**RBB42QMON**	$ 747	+$331	+$475	+$ 614
15¾"	48"	16¼"	1	**RBB48QMON**	$ 771	+$345	+$499	+$ 669
15¾"	60"	16¼"	2	**RBB60QMON**	$1236	+$566	+$790	+$ 997
15¾"	66"	16¼"	2	**RBB66QMON**	$1297	+$579	+$814	+$1056
15¾"	72"	16¼"	2	**RBB72QMON**	$1345	+$592	+$836	+$1113

▶**Specification Information, continued on next page**

For Canadian Pricing
Multiply U.S. Price by the Canadian price factor.
▶See page 1 for details.

▶ **Specification Information, continued from previous page**

Specification Information

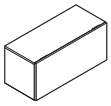

Bins with Flat Fronts for Use with V.I.A.

Dimensions D	Dimensions W	Dimensions H	Number of Doors	Style Number	U.S. Base Price	Options (Add $ to Base Price) Picture Frame Door Inserts: Omit Insert	Acrylic Insert	Glass Insert
15¾"	24"	16¼"	1	**RBB24QVIA**	$ 660	+$288	+$409	+$ 490
15¾"	30"	16¼"	1	**RBB30QVIA**	$ 688	+$303	+$433	+$ 523
15¾"	36"	16¼"	1	**RBB36QVIA**	$ 720	+$318	+$453	+$ 556
15¾"	42"	16¼"	1	**RBB42QVIA**	$ 747	+$331	+$475	+$ 614
15¾"	48"	16¼"	1	**RBB48QVIA**	$ 771	+$345	+$499	+$ 669
15¾"	60"	16¼"	2	**RBB60QVIA**	$1236	+$566	+$790	+$ 997
15¾"	66"	16¼"	2	**RBB66QVIA**	$1297	+$579	+$814	+$1056
15¾"	72"	16¼"	2	**RBB72QVIA**	$1345	+$592	+$836	+$1113

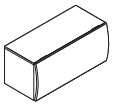

Bins with Radius Fronts for Use with Answer and Kick

15¾"	24"	16¼"	1	**RBB24QCTAK**	$ 819	N.A.	N.A.	N.A.
15¾"	30"	16¼"	1	**RBB30QCTAK**	$ 847	N.A.	N.A.	N.A.
15¾"	36"	16¼"	1	**RBB36QCTAK**	$ 879	N.A.	N.A.	N.A.
15¾"	42"	16¼"	1	**RBB42QCTAK**	$ 906	N.A.	N.A.	N.A.
15¾"	48"	16¼"	1	**RBB48QCTAK**	$ 930	N.A.	N.A.	N.A.
15¾"	60"	16¼"	2	**RBB60QCTAK**	$1554	N.A.	N.A.	N.A.
15¾"	66"	16¼"	2	**RBB66QCTAK**	$1615	N.A.	N.A.	N.A.
15¾"	72"	16¼"	2	**RBB72QCTAK**	$1663	N.A.	N.A.	N.A.

▶ **Specification Information, continued on next page**

For Canadian Pricing
Multiply U.S. Price by the Canadian price factor.
▶ See page 1 for details.

▶Specification Information, continued from previous page

Specification Information

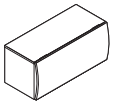

Bins with Radius Fronts for Use with Avenir

Dimensions D	W	H	Number of Doors	Style Number	U.S. Base Price
15¾"	24"	16¼"	1	**RBB24QCAVR**	$ 880
15¾"	30"	16¼"	1	**RBB30QCAVR**	$ 908
15¾"	36"	16¼"	1	**RBB36QCAVR**	$ 922
15¾"	42"	16¼"	1	**RBB42QCAVR**	$ 950
15¾"	48"	16¼"	1	**RBB48QCAVR**	$ 975
15¾"	60"	16¼"	2	**RBB60QCAVR**	$1624
15¾"	66"	16¼"	2	**RBB66QCAVR**	$1676
15¾"	72"	16¼"	2	**RBB72QCAVR**	$1741

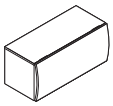

Bins with Radius Fronts for Use with Montage

15¾"	24"	16¼"	1	**RBB24QCMON**	$ 819
15¾"	30"	16¼"	1	**RBB30QCMON**	$ 847
15¾"	36"	16¼"	1	**RBB36QCMON**	$ 879
15¾"	42"	16¼"	1	**RBB42QCMON**	$ 906
15¾"	48"	16¼"	1	**RBB48QCMON**	$ 930
15¾"	60"	16¼"	2	**RBB60QCMON**	$1554
15¾"	66"	16¼"	2	**RBB66QCMON**	$1615
15¾"	72"	16¼"	2	**RBB72QCMON**	$1663

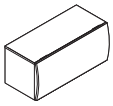

Bins with Radius Fronts for Use with V.I.A.

15¾"	24"	16¼"	1	**RBB24QCVIA**	$ 819
15¾"	30"	16¼"	1	**RBB30QCVIA**	$ 847
15¾"	36"	16¼"	1	**RBB36QCVIA**	$ 879
15¾"	42"	16¼"	1	**RBB42QCVIA**	$ 906
15¾"	48"	16¼"	1	**RBB48QCVIA**	$ 930
15¾"	60"	16¼"	2	**RBB60QCVIA**	$1554
15¾"	66"	16¼"	2	**RBB66QCVIA**	$1615
15¾"	72"	16¼"	2	**RBB72QCVIA**	$1663

For Canadian Pricing
Multiply U.S. Price by the Canadian price factor.
▶See page 1 for details.

Universal In the Case Bins with Steel, Laminate, or Wood Flat Fronts

For Use with Answer, Kick, Avenir, Montage, and V.I.A.

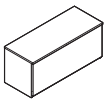

▶ Need help? Product details, page 60

Standard Includes	Required to Specify
• Overhead bin with lift-up door: paint price group 1 • Door on units with laminate door fronts: laminate price group 1 • Door on units with wood door fronts: wood group 1 • Recess beneath unit to accommodate shelf light • Shelf backstop • On-module attachment brackets with safety catch: black paint only • Off-module attachment brackets, if selected: black paint only • Picture frame door acrylic insert, if selected: 6538 Satin only • Picture frame door glass insert, if selected: 6580 Ice White only • Lock, keyed random: 9201 Polished Chrome	1 Style number 2 Paint color number for bin 3 Laminate color number for door, if laminate door selected. 4 Wood color number for door, if wood door selected. 5 Options, if selected (see below) ▶ See *Surface Materials,* page 432.

	Options	U.S. Price	Required to Specify
Surface Materials	**Overhead bin with one steel door**		
	• Paint price group 1	No cost	Specify paint color number.
	• Paint price group 2	+$ 47	Specify paint color number.
	• Paint price group 3	+$ 80	Specify paint color number.
	Overhead bin with two steel doors		
	• Paint price group 1	No cost	Specify paint color number.
	• Paint price group 2	+$ 65	Specify paint color number.
	• Paint price group 3	+$112	Specify paint color number.
	Overhead bin with one laminate or wood door		
	• Paint price group 1	No cost	Specify paint color number.
	• Paint price group 2	+$ 47	Specify paint color number.
	• Paint price group 3	+$ 72	Specify paint color number.
	• Laminate price group 1 on laminate door	Prices at right	Specify laminate color number.
	• Laminate price group 2 on laminate door	See information at left	Specify laminate color number.
	• Open Line laminate on laminate door	+$ 74 plus cost of laminate	▶ See *Surface Materials Reference Manual.*
	• Wood group 2 on wood door	See information at left	Specify wood color number.
	• Wood group 3 on wood door	See information at left	Specify wood color number.
	• Customiz stain on wood door	No cost	Specify *with Customiz stain.* ▶ See *Surface Materials Reference Manual.*
	Overhead bin with two laminate or wood doors		
	• Paint price group 1	No cost	Specify paint color number.
	• Paint price group 2	+$ 65	Specify paint color number.
	• Paint price group 3	+$ 98	Specify paint color number.
	• Laminate price group 1 on laminate doors	Prices at right	Specify laminate color number.
	• Laminate price group 2 on laminate doors	See information at left	Specify laminate color number.
	• Open Line laminate on laminate doors	+$ 74 plus cost of laminate	▶ See *Surface Materials Reference Manual.*
	• Wood group 2 on wood doors	See information at left	Specify wood color number.
	• Wood group 3 on wood doors	See information at left	Specify wood color number.
	• Customiz stain on wood doors	No cost	Specify *with Customiz stain.* ▶ See *Surface Materials Reference Manual.*

For wood group 2, wood group 3, and laminate price group 2 pricing, *please refer to the electronic catalog or SmartTools.*

▶ **Options, continued on next page**

For Canadian Pricing
Multiply U.S. Price by the Canadian price factor.
▶ See page 1 for details.

Tip: For Montage, vertical off-module brackets can be used with 30"W to 60"W bins only.

Tip: Maximum width for a horizontal off-module bin mounted on an enhanced off-module Montage panel is 48"W. Horizontal off-module brackets for Montage are painted to match bin.

Tip: Upmount brackets include steel back to enclose storage bin.

Tip: When ordering the omit insert option, remember that custom material cannot be factory installed. Custom material must be ordered from a material vendor.

Tip: A door assist mechanism cannot be used with an acrylic door insert.

▶**Options, continued from previous page**

	Options	U.S. Price	Required to Specify
Brackets	**Off-module attachment brackets**		
	• One vertical off-module bracket	+$ 70	Specify *with one vertical off-module bracket.*
	• Two vertical off-module brackets	+$140	Specify *with two vertical off-module brackets.*
	• Horizontal off-module brackets for use with 24"W to 48"W Montage bins	+$144	Specify *with horizontal off-module brackets, Montage.*
	Upmount brackets		
	• Upmount kit	+$206	Specify *with upmount kit.*
	No brackets		
	• Omit brackets	–$ 22	Specify *omit brackets.*
Picture Frame Door on Flat Steel Fronts	• Omit insert	Prices below and at right	Specify *omit insert.*
	• Acrylic insert	Prices below and at right	Specify *with acrylic insert.*
	• Glass insert (assist mechanism recommended)	Prices below and at right	Specify *with glass insert.*
Door Mechanism	• Assist mechanism for standard door, glass insert, or omit insert	+$206 per door	Specify *with assist mechanism.*
Shelf Accessories	• Four dividers: white plastic	+$ 53	Specify *with dividers.*
Lock and Keying	**Lock**		
	• No lock	–$ 73 per door	Specify *with no lock.*
	• Ember Chrome	No cost	Specify *with 9250 Ember Chrome lock.*
	Keying		
	• Factory- and field-installed keying		▶Page 444
Related Products	• Accessories		▶Page 265
	• Shelf lights		▶Page 412

Specification Information

Bins with Steel Flat Fronts for Use with Answer and Kick

Dimensions D	Dimensions W	Dimensions H	Number of Doors	Style Number	U.S. Base Price	Options (Add $ to Base Price) Picture Frame Door Inserts: Omit Insert	Acrylic Insert	Glass Insert
15¾"	24"	16¼"	1	**RBB24TAK**	$ 660	+$288	+$409	+$ 490
15¾"	30"	16¼"	1	**RBB30TAK**	$ 688	+$303	+$433	+$ 523
15¾"	36"	16¼"	1	**RBB36TAK**	$ 720	+$318	+$453	+$ 556
15¾"	42"	16¼"	1	**RBB42TAK**	$ 747	+$331	+$475	+$ 614
15¾"	48"	16¼"	1	**RBB48TAK**	$ 771	+$345	+$499	+$ 669
15¾"	60"	16¼"	2	**RBB60TAK**	$1236	+$566	+$790	+$ 997
15¾"	66"	16¼"	2	**RBB66TAK**	$1297	+$579	+$814	+$1056
15¾"	72"	16¼"	2	**RBB72TAK**	$1345	+$592	+$836	+$1113

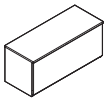

*Tip: Overhead storage bins and shelves with a **"TAK"** suffix can be used with Privacy Wall as well.*
▶See *Architectural Solutions Specification Guide* for attachment information.

▶**Specification Information, continued on next page**

For Canadian Pricing
Multiply U.S. Price by the Canadian price factor.
▶See page 1 for details.

▶Specification Information, continued from previous page

Specification Information

Dimensions D	W	H	Number of Doors	Style Number	U.S. Base Price	Options (Add $ to Base Price) Picture Frame Door Inserts: Omit Insert	Acrylic Insert	Glass Insert
Bins with Steel Flat Fronts for Use with Avenir								
15¾"	24"	16¼"	1	**RBB24AVR**	$ 721	+$288	+$409	+$ 490
15¾"	30"	16¼"	1	**RBB30AVR**	$ 749	+$303	+$433	+$ 523
15¾"	36"	16¼"	1	**RBB36AVR**	$ 763	+$318	+$453	+$ 556
15¾"	42"	16¼"	1	**RBB42AVR**	$ 791	+$331	+$475	+$ 614
15¾"	48"	16¼"	1	**RBB48AVR**	$ 816	+$345	+$499	+$ 669
15¾"	60"	16¼"	2	**RBB60AVR**	$1263	+$566	+$790	+$ 997
15¾"	66"	16¼"	2	**RBB66AVR**	$1313	+$579	+$814	+$1056
15¾"	72"	16¼"	2	**RBB72AVR**	$1423	+$592	+$836	+$1113
Bins with Steel Flat Fronts for Use with Montage								
15¾"	24"	16¼"	1	**RBB24MON**	$ 660	+$288	+$409	+$ 490
15¾"	30"	16¼"	1	**RBB30MON**	$ 688	+$303	+$433	+$ 523
15¾"	36"	16¼"	1	**RBB36MON**	$ 720	+$318	+$453	+$ 556
15¾"	42"	16¼"	1	**RBB42MON**	$ 747	+$331	+$475	+$ 614
15¾"	48"	16¼"	1	**RBB48MON**	$ 771	+$345	+$499	+$ 669
15¾"	60"	16¼"	2	**RBB60MON**	$1236	+$566	+$790	+$ 997
15¾"	66"	16¼"	2	**RBB66MON**	$1297	+$579	+$814	+$1056
15¾"	72"	16¼"	2	**RBB72MON**	$1345	+$592	+$836	+$1113
Bins with Steel Flat Fronts for Use with V.I.A.								
15¾"	24"	16¼"	1	**RBB24VIA**	$ 660	+$288	+$409	+$ 490
15¾"	30"	16¼"	1	**RBB30VIA**	$ 688	+$303	+$433	+$ 523
15¾"	36"	16¼"	1	**RBB36VIA**	$ 720	+$318	+$453	+$ 556
15¾"	42"	16¼"	1	**RBB42VIA**	$ 747	+$331	+$475	+$ 614
15¾"	48"	16¼"	1	**RBB48VIA**	$ 771	+$345	+$499	+$ 669
15¾"	60"	16¼"	2	**RBB60VIA**	$1236	+$566	+$790	+$ 997
15¾"	66"	16¼"	2	**RBB66VIA**	$1297	+$579	+$814	+$1056
15¾"	72"	16¼"	2	**RBB72VIA**	$1345	+$592	+$836	+$1113

▶Specification Information, continued on next page

For Canadian Pricing
Multiply U.S. Price by the Canadian price factor.
▶See page 1 for details.

▶Specification Information, continued from previous page

Specification Information

Dimensions D	Dimensions W	Dimensions H	Number of Doors	Style Number	U.S. Base Price	Options (Add $ to Base Price) Picture Frame Door Inserts: Omit Insert	Acrylic Insert	Glass Insert
Bins with Laminate Flat Fronts for Use with Answer and Kick								
15¾"	24"	16¼"	1	**RBB24LTAK**	$1054	N.A.	N.A.	N.A.
15¾"	30"	16¼"	1	**RBB30LTAK**	$1082	N.A.	N.A.	N.A.
15¾"	36"	16¼"	1	**RBB36LTAK**	$1114	N.A.	N.A.	N.A.
15¾"	42"	16¼"	1	**RBB42LTAK**	$1141	N.A.	N.A.	N.A.
15¾"	48"	16¼"	1	**RBB48LTAK**	$1165	N.A.	N.A.	N.A.
15¾"	60"	16¼"	2	**RBB60LTAK**	$1949	N.A.	N.A.	N.A.
15¾"	66"	16¼"	2	**RBB66LTAK**	$2010	N.A.	N.A.	N.A.
15¾"	72"	16¼"	2	**RBB72LTAK**	$2058	N.A.	N.A.	N.A.
Bins with Laminate Flat Fronts for Use with Avenir								
15¾"	24"	16¼"	1	**RBB24LAVR**	$1115	N.A.	N.A.	N.A.
15¾"	30"	16¼"	1	**RBB30LAVR**	$1143	N.A.	N.A.	N.A.
15¾"	36"	16¼"	1	**RBB36LAVR**	$1157	N.A.	N.A.	N.A.
15¾"	42"	16¼"	1	**RBB42LAVR**	$1185	N.A.	N.A.	N.A.
15¾"	48"	16¼"	1	**RBB48LAVR**	$1210	N.A.	N.A.	N.A.
15¾"	60"	16¼"	2	**RBB60LAVR**	$1976	N.A.	N.A.	N.A.
15¾"	66"	16¼"	2	**RBB66LAVR**	$2026	N.A.	N.A.	N.A.
15¾"	72"	16¼"	2	**RBB72LAVR**	$2136	N.A.	N.A.	N.A.
Bins with Laminate Flat Fronts for Use with Montage								
15¾"	24"	16¼"	1	**RBB24LMON**	$1054	N.A.	N.A.	N.A.
15¾"	30"	16¼"	1	**RBB30LMON**	$1082	N.A.	N.A.	N.A.
15¾"	36"	16¼"	1	**RBB36LMON**	$1114	N.A.	N.A.	N.A.
15¾"	42"	16¼"	1	**RBB42LMON**	$1141	N.A.	N.A.	N.A.
15¾"	48"	16¼"	1	**RBB48LMON**	$1165	N.A.	N.A.	N.A.
15¾"	60"	16¼"	2	**RBB60LMON**	$1949	N.A.	N.A.	N.A.
15¾"	66"	16¼"	2	**RBB66LMON**	$2010	N.A.	N.A.	N.A.
15¾"	72"	16¼"	2	**RBB72LMON**	$2058	N.A.	N.A.	N.A.

▶Specification Information, continued on next page

For Canadian Pricing
Multiply U.S. Price by the Canadian price factor.
▶See page 1 for details.

▶Specification Information, continued from previous page

Specification Information

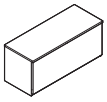

Bins with Laminate Flat Fronts for Use with V.I.A.

Dimensions D	Dimensions W	Dimensions H	Number of Doors	Style Number	U.S. Base Price
15¾"	24"	16¼"	1	**RBB24LVIA**	$1054
15¾"	30"	16¼"	1	**RBB30LVIA**	$1082
15¾"	36"	16¼"	1	**RBB36LVIA**	$1114
15¾"	42"	16¼"	1	**RBB42LVIA**	$1141
15¾"	48"	16¼"	1	**RBB48LVIA**	$1165
15¾"	60"	16¼"	2	**RBB60LVIA**	$1949
15¾"	66"	16¼"	2	**RBB66LVIA**	$2010
15¾"	72"	16¼"	2	**RBB72LVIA**	$2058

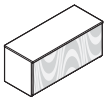

*Tip: Overhead storage bins and shelves with a **"TAK"** suffix can be used with Privacy Wall as well.*
▶See *Architectural Solutions Specification Guide* for attachment information.

Bins with Wood Flat Fronts for Use with Answer and Kick

Dimensions D	Dimensions W	Dimensions H	Number of Doors	Style Number	U.S. Base Price
15¾"	24"	16¼"	1	**RBB24WTAK**	$1084
15¾"	30"	16¼"	1	**RBB30WTAK**	$1112
15¾"	36"	16¼"	1	**RBB36WTAK**	$1144
15¾"	42"	16¼"	1	**RBB42WTAK**	$1171
15¾"	48"	16¼"	1	**RBB48WTAK**	$1195
15¾"	60"	16¼"	2	**RBB60WTAK**	$1979
15¾"	66"	16¼"	2	**RBB66WTAK**	$2040
15¾"	72"	16¼"	2	**RBB72WTAK**	$2088

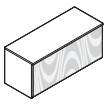

Tip: Wood group 2 and 3 are not available on Avenir.

Bins with Wood Flat Fronts for Use with Avenir

Dimensions D	Dimensions W	Dimensions H	Number of Doors	Style Number	U.S. Base Price
15¾"	24"	16¼"	1	**RBB24WAVR**	$1145
15¾"	30"	16¼"	1	**RBB30WAVR**	$1173
15¾"	36"	16¼"	1	**RBB36WAVR**	$1187
15¾"	42"	16¼"	1	**RBB42WAVR**	$1215
15¾"	48"	16¼"	1	**RBB48WAVR**	$1240
15¾"	60"	16¼"	2	**RBB60WAVR**	$2006
15¾"	66"	16¼"	2	**RBB66WAVR**	$2056
15¾"	72"	16¼"	2	**RBB72WAVR**	$2166

▶Specification Information, continued on next page

For Canadian Pricing
Multiply U.S. Price by the Canadian price factor.
▶See page 1 for details.

▶Specification Information, continued from previous page

Specification Information

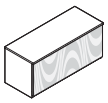

Bins with Wood Flat Fronts for Use with Montage

Dimensions D	W	H	Number of Doors	Style Number	U.S. Base Price
15¾"	24"	16¼"	1	**RBB24WMON**	$1084
15¾"	30"	16¼"	1	**RBB30WMON**	$1112
15¾"	36"	16¼"	1	**RBB36WMON**	$1144
15¾"	42"	16¼"	1	**RBB42WMON**	$1171
15¾"	48"	16¼"	1	**RBB48WMON**	$1195
15¾"	60"	16¼"	2	**RBB60WMON**	$1979
15¾"	66"	16¼"	2	**RBB66WMON**	$2040
15¾"	72"	16¼"	2	**RBB72WMON**	$2088

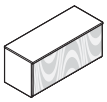

Bins with Wood Flat Fronts for Use with V.I.A.

15¾"	24"	16¼"	1	**RBB24WVIA**	$1084
15¾"	30"	16¼"	1	**RBB30WVIA**	$1112
15¾"	36"	16¼"	1	**RBB36WVIA**	$1144
15¾"	42"	16¼"	1	**RBB42WVIA**	$1171
15¾"	48"	16¼"	1	**RBB48WVIA**	$1195
15¾"	60"	16¼"	2	**RBB60WVIA**	$1979
15¾"	66"	16¼"	2	**RBB66WVIA**	$2040
15¾"	72"	16¼"	2	**RBB72WVIA**	$2088

For Canadian Pricing
Multiply U.S. Price by the Canadian price factor.
▶See page 1 for details.

Universal Shelves

Universal Shelves

For Use with Answer, Kick, Avenir, and Montage

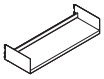

	Standard Includes	Required to Specify
▶Need help? Product details, page 64	• Shelf: paint price group 1 • Recess beneath unit to accommodate shelf light • Shelf backstop • On-module attachment hooks with safety catch	1 Style number 2 Paint color number for shelf 3 Options, if selected (see below) ▶See *Surface Materials,* page 432.

	Options	U.S. Price	Required to Specify
Surface Materials	• Paint price group 1 • Paint price group 2 • Paint price group 3	No cost +$15 +$27	Specify paint color number. Specify paint color number. Specify paint color number.
Related Products	• Accessories • Shelf lights		▶Page 265 ▶Page 412

Specification Information

Tip: Overhead storage bins and shelves with a **"TAK"** *suffix can be used with Privacy Wall as well.*
▶See *Architectural Solutions Specification Guide* for attachment information.

For Use with Answer and Kick

Dimensions D	W	H	Style Number	U.S. Base Price
14¾"	24"	7½"	**RSH24TAK**	$215
14¾"	30"	7½"	**RSH30TAK**	$225
14¾"	36"	7½"	**RSH36TAK**	$239
14¾"	42"	7½"	**RSH42TAK**	$253
14¾"	48"	7½"	**RSH48TAK**	$275
14¾"	60"	7½"	**RSH60TAK**	$305
14¾"	72"	7½"	**RSH72TAK**	$341

For Use with Avenir

14¾"	24"	7½"	**RSH24AVR**	$235
14¾"	30"	7½"	**RSH30AVR**	$245
14¾"	36"	7½"	**RSH36AVR**	$259
14¾"	42"	7½"	**RSH42AVR**	$276
14¾"	48"	7½"	**RSH48AVR**	$300
14¾"	60"	7½"	**RSH60AVR**	$333
14¾"	72"	7½"	**RSH72AVR**	$370

▶**Specification Information, continued on next page**

For Canadian Pricing
Multiply U.S. Price by the Canadian price factor.
▶See page 1 for details.

▶ **Specification Information, continued from previous page**

Specification Information

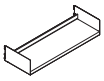

For Use with Montage

Dimensions D	Dimensions W	Dimensions H	Style Number	U.S. Base Price
14¾"	24"	11½"	**RSH24MON**	$215
14¾"	30"	11½"	**RSH30MON**	$225
14¾"	36"	11½"	**RSH36MON**	$239
14¾"	42"	11½"	**RSH42MON**	$253
14¾"	48"	11½"	**RSH48MON**	$275
14¾"	60"	11½"	**RSH60MON**	$305
14¾"	72"	11½"	**RSH72MON**	$341

For Canadian Pricing
Multiply U.S. Price by the Canadian price factor.
▶ See page 1 for details.

Universal Personal Shelves

For Use with Answer, Kick, and Avenir

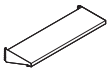

Tip: Overhead storage bins and shelves with a **"TAK"** *suffix can be used with Privacy Wall as well.*
▶ See *Architectural Solutions Specification Guide* for attachment information.

	Standard Includes	Required to Specify
▶ Need help? Product details, page 64	• Personal shelf: paint price group 1 • Recess beneath unit to accommodate shelf light • On-module attachment hooks	1 Style number 2 Paint color number for personal shelf 3 Options, if selected (see below) ▶ See *Surface Materials,* page 432.

	Options	U.S. Price	Required to Specify
Surface Materials	• Paint price group 1	No cost	Specify paint color number.
	• Paint price group 2	+$15	Specify paint color number.
	• Paint price group 3	+$27	Specify paint color number.

Specification Information

Dimensions D	Dimensions W	Style Number	U.S. Base Price
For Use with Answer and Kick			
13 11/16"	24"	**RDS24TAK**	$215
13 11/16"	30"	**RDS30TAK**	$225
13 11/16"	36"	**RDS36TAK**	$239
13 11/16"	42"	**RDS42TAK**	$253
13 11/16"	48"	**RDS48TAK**	$275
For Use with Avenir			
13 11/16"	24"	**RDS24AVR**	$240
13 11/16"	30"	**RDS30AVR**	$247
13 11/16"	36"	**RDS36AVR**	$261
13 11/16"	42"	**RDS42AVR**	$280
13 11/16"	48"	**RDS48AVR**	$303

For Canadian Pricing
Multiply U.S. Price by the Canadian price factor.
▶ See page 1 for details.

Accessories For Universal Bins and Universal Shelves

Horizontal Wall Attachment Brackets

For Use with Universal Sliding Door, Universal Over the Case, and Universal In the Case Bins

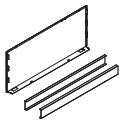

Standard Includes		Required to Specify
▶ Need help? Product details, page 67	• Brackets: paint price group 1 • Steel back to enclose storage bin: paint price group 1	1 Style number 2 Paint color number for brackets and back 3 Options, if selected (see below) ▶ See *Surface Materials,* page 432.

	Options	U.S. Price	Required to Specify
Surface Materials	• Paint price group 1	No cost	Specify paint color number.
	• Paint price group 2	+$15	Specify paint color number.
	• Paint price group 3	+$27	Specify paint color number.

Specification Information

Width	Style Number	U.S. Base Price
24"	**RBKHWM24**	$234
30"	**RBKHWM30**	$234
36"	**RBKHWM36**	$234
42"	**RBKHWM42**	$234
48"	**RBKHWM48**	$234
60"	**RBKHWM60**	$234
70"	**RBKHWM70**	$234
72"	**RBKHWM72**	$234

Dividers

For Use with Universal Sliding Door, Universal Over the Case, Universal In the Case, and Universal Shelves

Standard Includes		Required to Specify
▶ Need help? Product details, page 66	• Package of four dividers: white plastic only	Style number

Specification Information

Style Number	U.S. Price
RDIV	$52

For Canadian Pricing
Multiply U.S. Price by the Canadian price factor.
▶ See page 1 for details.

Dividers for Overhead Bin and Full-Height Shelf

For Use with Overhead Storage Products Introduced prior to March 2007

	Standard Includes	Required to Specify
▶ Need help? Product details, page 66	• Carton of four dividers: clear textured plastic	Style number

Specification Information

Dimensions D	W	H	Style Number	U.S. Price
10¾"	4"	4½"	**TS7STDIV**	$59

Universal Vertical Off-Module Bracket

For Use with Universal Sliding Door, Universal Over the Case, and Universal In the Case Bins

Tip: For two-sided, off-module application, order two vertical off-module brackets.

Tip: Vertical off-module brackets are used with panels which have vertical slot patterns including Answer, Kick, Avenir, and Montage.

Tip: For Montage, vertical off-module brackets can be used with 30"W to 60"W bins only.

	Standard Includes	Required to Specify
▶ Need help? Product details, page 60	• Vertical off-module bracket with safety catch: black paint only	Style number

Specification Information

Style Number	U.S. Price
RBKVOFM	$67

For Canadian Pricing
Multiply U.S. Price by the Canadian price factor.
▶ See page 1 for details.

Vertical Off-Module Bracket for V.I.A.

For Use with Universal Sliding Door, Universal Over the Case, and Universal In the Case Bins

Tip: For two-sided, off-module application, order two vertical off-module brackets.

	Standard Includes	Required to Specify
▶ Need help? Product details, page 56	• Vertical off-module bracket with safety catch: black paint only	Style number

Specification Information

Style Number	U.S. Price
RBKVOFMVIA	$67

Horizontal Off-Module Bracket for Montage

For Use with Universal Sliding Door, Universal Over the Case, and Universal In the Case Bins

Tip: Montage horizontal off-module brackets are for use with 24"W to 48"W Montage bins only.

	Standard Includes	Required to Specify
▶ Need help? Product details, page 56	• Pair of horizontal off-module brackets with safety catch: paint	1 Style number 2 Paint color number for brackets ▶ See *Surface Materials,* page 432.

Specification Information

Style Number	U.S. Price
ZBKHOFM	$144

For Canadian Pricing
Multiply U.S. Price by the Canadian price factor.
▶ See page 1 for details.

Standard Overhead Upmount Packages

For Use on Answer, Avenir, Kick, and Montage
For Use with Universal Sliding Door, Universal Over the Case, and Universal In the Case Bins

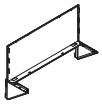

	Standard Includes	Required to Specify
▶ Need help? Product details, page 60	• Pair of steel upmount brackets: paint price group 1 • Steel back to enclose storage bin	1 Style number with the appropriate suffix: **AVR** = Avenir **MON** = Montage **TAK** = Answer and Kick 2 Paint color number for brackets and back 3 Options, if selected (see below) ▶ See *Surface Materials,* page 432.

	Options	U.S. Price	Required to Specify
Surface Materials	• Paint price group 1	No cost	Specify paint color number.
	• Paint price group 2	+$15	Specify paint color number.
	• Paint price group 3	+$27	Specify paint color number.

Specification Information

Width	Style Number	U.S. Base Price

For Use with Answer, Avenir, Kick, and Montage

Width	Style Number	U.S. Base Price
24"	**RUK24__**	$201
30"	**RUK30__**	$201
36"	**RUK36__**	$201
42"	**RUK42__**	$201
48"	**RUK48__**	$201
60"	**RUK60__**	$201
72"	**RUK72__**	$201

For Canadian Pricing
Multiply U.S. Price by the Canadian price factor.
▶ See page 1 for details.

Wall Channels for TS Series Bins, Universal Bins, and Universal Shelves

For Use with Overhead Storage Products



Standard Includes		Required to Specify
▶Need help? Product details, page 68	• Pair of channels: paint	1 Style number 2 Paint color number for channels ▶See *Surface Materials,* page 432.

Related Products	
• Tackboard for use with wall channels	▶Page 270

Specification Information

Height	Style Number	U.S. Price
66"	**TS7BSWHC**	$128

Wall Channel Horizontal Braces

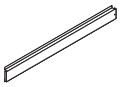

Standard Includes		Required to Specify
▶Need help? Product details, page 68	• Brace: paint	1 Style number 2 Paint color number for horizontal brace ▶See *Surface Materials,* page 432.

Specification Information

Width	Style Number	U.S. Price
42"	**TS742HB**	$92
48"	**TS748HB**	$92
60"	**TS760HB**	$92
72"	**TS772HB**	$92

Universal Storage

For Canadian Pricing
Multiply U.S. Price by the Canadian price factor.
▶See page 1 for details.

Tackboards for Use with Wall Channels

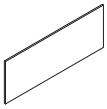

Standard Includes	Required to Specify
• Tackboard, fabric direction with horizontal application: fabric price group 1	1 Style number 2 Fabric color number 3 Options, if selected (see below)

	Options	U.S. Price	Required to Specify
Surface Materials	• Fabric price group 1	No cost	Specify fabric color number.
	• Fabric price group 2	+$14	Specify fabric color number.
	• Fabric price group 3	+$29	Specify fabric color number.
	• Fabric price group 4	+$41	Specify fabric color number.
	• Fabric price group 5	+$63	Specify fabric color number.
	• Fabric price group COM	+$39	Specify fabric color number.
	Fabric direction on 24"W to 60"W tackboards		
	• Vertical application	No cost	Specify *with vertical application.*
Related Products	• Wall channels for Universal bins and shelves		▶Page 269

Tip: 72"W tackboards accommodate fabric in the horizontal direction only.

Tip: For further information about fabric direction, *▶Page 436.*

Specification Information

Dimensions W	Dimensions H	Style Number	U.S. Base Price
24"	18"	**TS71824TB**	$144
30"	18"	**TS71830TB**	$160
36"	18"	**TS71836TB**	$175
42"	18"	**TS71842TB**	$192
48"	18"	**TS71848TB**	$214
60"	18"	**TS71860TB**	$272
72"	18"	**TS71872TB**	$334

For Canadian Pricing
Multiply U.S. Price by the Canadian price factor.
▶See page 1 for details.

Flexible Markerboard Surface

For Use with Universal Over the Case Bins

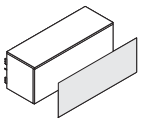

Standard Includes	Required to Specify
• Flexible, magnetic markerboard surface to attach to door of overhead storage bin: white plastic	Style number

Specification Information

Dimensions W	Dimensions H	Style Number	U.S. Price
30"	16¼"	**R30MBB**	$124
36"	16¼"	**R36MBB**	$131
42"	16¼"	**R42MBB**	$135
48"	16¼"	**R48MBB**	$144

Brackets to Attach Avenir Bins and Shelves to Answer Panels

For Use with Overhead Storage Products Introduced prior to March 2007

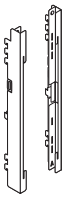

Tip: Brackets only work on Avenir bins and shelves manufactured since May 1997. Bins and shelves manufactured prior to this date would require brackets manufactured through Specials.

Tip: Avenir binder bins cannot hang on a stacked segment of an Answer panel.

Standard Includes	Required to Specify
▶ Need help? Product details, page 60	1 Style number 2 Paint color number for brackets ▶ See *Surface Materials,* page 432.
• Pair of brackets: paint	

Specification Information

Style Number	U.S. Price
For Use with Avenir Bin with Flush Door	
TS7AV	$189
For Use with Avenir Bin with Integral Door and Avenir Full-Height Shelves with Radius and Square End Supports	
TS7BM	$189
For Use with Avenir Half-Height Shelves with Square End Supports	
TS7AVH	$189
For Use with Avenir Half-Height Shelves with Radius End Supports	
TS7BMH	$189

For Canadian Pricing
Multiply U.S. Price by the Canadian price factor.
▶ See page 1 for details.

Slim Shelves

For Use with Answer, Kick, Avenir, and Montage

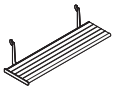

Standard Includes	Required to Specify
▶ Need help? Product details, page 69 • Shelf: paint price group 1 • Attachment brackets: paint to match shelf	1 Style number 2 Paint color number for shelf 3 Options, if selected (see below) ▶ See *Surface Materials,* page 432.

	Options	U.S. Price	Required to Specify
Surface Materials	• Paint price group 1	No cost	Specify paint color number.
	• Paint price group 2	+$15	Specify paint color number.
	• Paint price group 3	+$27	Specify paint color number.

Specification Information

Tip: Slim shelves with a **"TAK"** *suffix can attach to Privacy Wall.*
▶ See *Architectural Solutions Specification Guide* for attachment information.

For Use with Answer and Kick

Dimensions D	Dimensions W	Style Number	U.S. Base Price
6"	24"	**RSS24TAK**	$224
6"	30"	**RSS30TAK**	$239
6"	36"	**RSS36TAK**	$255
6"	42"	**RSS42TAK**	$275
6"	48"	**RSS48TAK**	$292
6"	60"	**RSS60TAK**	$366
6"	72"	**RSS72TAK**	$401
6"	96"	**RSS96TAK**	$472

For Use with Avenir

Dimensions D	Dimensions W	Style Number	U.S. Base Price
6"	24"	**RSS24AVR**	$224
6"	30"	**RSS30AVR**	$239
6"	36"	**RSS36AVR**	$255
6"	42"	**RSS42AVR**	$275
6"	48"	**RSS48AVR**	$292
6"	60"	**RSS60AVR**	$366
6"	72"	**RSS72AVR**	$401
6"	96"	**RSS96AVR**	$472

▶ **Specification Information, continued on next page**

For Canadian Pricing
Multiply U.S. Price by the Canadian price factor.
▶ See page 1 for details.

▶Specification Information, continued from previous page

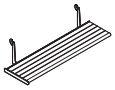

Specification Information

Dimensions D	Dimensions W	Style Number	U.S. Base Price
For Use with Montage			
6"	24"	**RSS24MON**	$224
6"	30"	**RSS30MON**	$239
6"	36"	**RSS36MON**	$255
6"	42"	**RSS42MON**	$275
6"	48"	**RSS48MON**	$292
6"	60"	**RSS60MON**	$366
6"	72"	**RSS72MON**	$401
6"	96"	**RSS96MON**	$472

Universal Storage

For Canadian Pricing
Multiply U.S. Price by the Canadian price factor.
▶See page 1 for details.

Universal One-High, 1.5-High, and Two Drawer Lateral Files

with Flush Steel, Proud Steel, Proud Laminate, Proud Wood, or Open Fronts

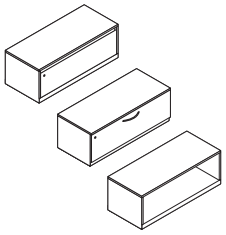

Tip: Service part Y30291SR, (paintable black plug), can be ordered to cover the glide adjustment holes in the front of the lateral file.

	Standard Includes	Required to Specify
▶ Need help? Product details, page 74	• Lateral file: paint price group 1 • 1"H top on units with flush steel or proud steel fronts: paint to match file • 1 3/16"H top and drawer fronts on units with proud laminate fronts: laminate price group 1 • 1 3/16"H top and drawer fronts on units with proud wood fronts: wood group 1 veneer • Base (see below under required selections) • Pulls: metal • Integral pulls on units with flush steel fronts • Central lock, keyed random: 9201 Polished Chrome • One label holder per drawer: clear plastic • Drawer body: black only • Drawer suspensions: black only • One hanging folder bar per drawer on 18"D units • Two rails per drawer on 24"D units • Four adjustable leveling glides • Ganging hardware • Counterweight package, if selected	1 Style number with appropriate front style suffix in the space provided **F** Flush steel front **P** Proud steel front **L** Proud laminate front **W** Proud wood front 2 Paint color number for file 3 Laminate color number for top and drawer fronts, if proud laminate front selected 4 Wood color number for top and drawer fronts, if proud wood front selected 5 Base (see below under required selections) 6 Pull (see below under required selections) 7 Metal color number for pulls, if proud steel, proud laminate, or proud wood front selected 8 Options, if selected (see below) ▶ See *Surface Materials,* page 432.

	Required Selections	U.S. Price	Required to Specify
Bases	• Universal 3" base	No cost	Specify *with Universal 3" base,* painted to match tower.
	• FrameOne foot base	+$102	Specify *with FrameOne foot base,* painted to match tower.
	• c:scape glide base	+$102	Specify *with c:scape glide base,* 4799 Platinum Metallic only.

Pulls

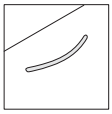

Contemporary

Handle

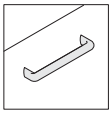

Jazz

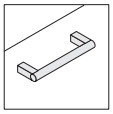

Bar

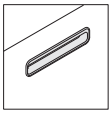

c:scape

For wood group 2, wood group 3, and laminate price group 2 pricing, *please refer to the electronic catalog or SmartTools.*

	Options	U.S. Price	Required to Specify
Surface Materials	• Paint price group 1	No cost	Specify paint color number.
	• Paint price group 2	+$ 80	Specify paint color number.
	• Paint price group 3	+$138	Specify paint color number.
	• Laminate price group 1 on proud laminate fronts	Prices at right	Specify laminate color number.
	• Laminate price group 2 on proud laminate fronts	See information at left	Specify laminate color number.
	• Open Line laminate on proud laminate fronts	+$ 74 plus cost of laminate	▶ See *Surface Materials Reference Manual.*
	• Wood group 2 on proud wood fronts	See information at left	Specify wood color number.
	• Wood group 3 on proud wood fronts	See information at left	Specify wood color number.
	• Customiz stain on 28"H files with proud wood fronts	No cost	Specify *with Customiz stain.* ▶ See *Surface Materials Reference Manual.*
Tops for Flush Steel Front and Proud Steel Front	**Security top** • For use on 28"H lateral files only	No cost	Specify *with security top.*
	No top • For use with a cushion top or beneath a common top	–$104	Specify *with no top.*

Tip: Security top reduces overall height by approximately 1".

▶ **Options, continued on next page**

Tip: Laminate and wood veneer tops are 3/16" taller than other tops and will add 3/16" to overall case height.

Tip: FrameOne tops are available on 28"H lateral files only. FrameOne top will add 1/2" to the overall height.

For wood group 2, wood group 3, and laminate price group 2 pricing, *please refer to the electronic catalog or SmartTools.*

Tip: Full-fill finish (option) is available on field-installed tops only.
▶Page 335

▶**Options, continued from previous page**

	Options	U.S. Price	Required to Specify
Tops for Flush Steel Front and Proud Steel Front, continued	**Laminate top**		
	• Square edge laminate price group 1 top	+$145	Specify *with laminate top* and indicate laminate color number for top and plastic color number for edges.
	• FrameOne laminate price group 1 top	+$379	Specify *with FrameOne laminate top* and indicate laminate color number for top and plastic color number for edges.
	• Square edge laminate price group 2 top	See information at left	Specify *with laminate top* and indicate laminate color number for top and plastic color number for edges.
	• FrameOne laminate price group 2 top	See information at left	Specify *with FrameOne laminate top* and indicate laminate color number for top and plastic color number for edges.
	• Open Line laminate on laminate top	+$ 74 plus cost of laminate	▶See *Surface Materials Reference Manual.*
	Wood veneer top		
	• Wood group 1	+$437	Specify *with wood veneer top* and indicate wood color number.
	• FrameOne wood veneer top	+$670	Specify *with FrameOne wood veneer top* and indicate wood color number.
	• Wood group 2	See information at left	Specify *with wood veneer top* and indicate wood color number.
	• Wood group 3	See information at left	Specify *with wood veneer top* and indicate wood color number.
	• Customiz stain on wood veneer top	No cost	Specify *with Customiz stain.* ▶See *Surface Materials Reference Manual.*
Tops for Proud Wood Front	**Security top**		
	• For use on 28"H lateral files only	–$437	Specify *with security top.*
	No top		
	• For use with a cushion top or beneath a common top	–$541	Specify *with no top.*
	Laminate top		
	• Square edge laminate price group 1 top	–$292	Specify *with laminate top* and indicate laminate color number for top and plastic color number for edges.
	• FrameOne laminate price group 1 top	–$ 58	Specify *with FrameOne laminate top* and indicate laminate color number for top and plastic color number for edges.
	• Square edge laminate price group 2 top	See information at left	Specify *with laminate top* and indicate laminate color number for top and plastic color number for edges.
	• FrameOne laminate price group 2 top	See information at left	Specify *with FrameOne laminate top* and indicate laminate color number for top and plastic color number for edges.
	• Open Line laminate on laminate top	+$ 74 plus cost of laminate	▶See *Surface Materials Reference Manual.*
	Wood veneer top		
	• FrameOne wood veneer top	+$233	Specify *with FrameOne wood veneer top* and indicate wood color number.
	• Wood group 2	See information at left	Specify wood color number.
	• Wood group 3	See information at left	Specify wood color number.
	• Customiz stain	No cost	Specify *with Customiz stain.* ▶See *Surface Materials Reference Manual.*
Tops for Proud Laminate Front	**Security top**		
	• For use on 28"H lateral files only	–$145	Specify *with security top.*
	No top		
	• For use with a cushion top or beneath a common top	–$292	Specify *with no top.*

▶**Options, continued on next page**

For Canadian Pricing
Multiply U.S. Price by the Canadian price factor.
▶See page 1 for details.

▶**Options, continued from previous page**

For wood group 2, wood group 3, and laminate price group 2 pricing, *please refer to the electronic catalog or SmartTools.*

Tip: 6"H box drawers come standard with a divider package.

	Options	U.S. Price	Required to Specify
Tops for Proud Laminate Front, cont.	**Laminate top**		
	• FrameOne laminate price group 1 top	+$234	Specify *with FrameOne laminate top* and indicate laminate color number for top and plastic color number for edges.
	• FrameOne laminate price group 2 top	See information at left	Specify *with FrameOne laminate top* and indicate laminate color number for top and plastic color number for edges.
	• Open Line laminate on laminate top	+$ 74 plus cost of laminate	▶See *Surface Materials Reference Manual.*
	Wood veneer top		
	• Wood group 1	+$249	Specify *with wood veneer top* and indicate wood color number.
	• FrameOne wood veneer top	+$774	Specify *with FrameOne wood veneer top* and indicate wood color number.
	• Wood group 2	See information at left	Specify wood color number.
	• Wood group 3	See information at left	Specify wood color number.
	• Customiz stain	No cost	Specify *with Customiz stain.* ▶See *Surface Materials Reference Manual.*
Drawer Interiors	• HF bar for use on 24"D units only	+$ 15	Specify *with HF bar.*
	• Divider package	+$ 29	Specify *with divider package.*
	• Rails for use on 18"D units only	+$ 36	Specify *with rails.*
Pulls	**Proud steel, laminate, or wood fronts**		
	• Contemporary	No cost	Specify *with contemporary pull.*
	• Handle	No cost	Specify *with handle pull.*
	• Jazz	+$ 20 per pull	Specify *with jazz pull.*
	• Bar	+$ 29 per pull	Specify *with bar pull.*
	Proud steel fronts only		
	• c:scape	+$ 33 per pull	Specify *with c:scape pull.*
Counterweights	**One-High and 1.5-High lateral files with Universal 3" base**		
	• Package A	+$233	Specify *with counterweight.*
	• Package B	+$167	Specify *with counterweight.*
	• Package C	+$233	Specify *with counterweight.*
	• Package D	+$128	Specify *with counterweight.*
	• Package E	+$167	Specify *with counterweight.*
	• Package F	+$233	Specify *with counterweight.*
	One-High and 1.5-High lateral files with c:scape glide and FrameOne foot bases		
	• Package G	+$233	Specify *with counterweight.*
	• Package H	+$167	Specify *with counterweight.*
	• Package J	+$233	Specify *with counterweight.*
	Two Drawer with Universal 3" bases		
	• Package 3	+$128	Specify *with counterweight.*
	• Package 4	+$167	Specify *with counterweight.*
	Two Drawer with c:scape glide and FrameOne foot bases		
	• Package 5	+$233	Specify *with counterweight.*
	• Package 7	+$233	Specify *with counterweight.*
	• Package 8	+$233	Specify *with counterweight.*
Lock and Keying	**Lock**		
	• Ember Chrome	No cost	Specify *with 9250 Ember Chrome lock.*
	Individual locking drawers		
	• 18"D with two drawers	+$139	Specify *with individual lock.*
	• 24"D with two drawers	+$155	Specify *with individual lock.*
	Keying		
	• Factory- and field-installed keying		▶Page 444

Tip: Counterweight packages are required to ensure product stability and are ordered as an option or separately. Product specification pages indicate the correct counterweight package for each style number and any exceptions where counterweights are not required. ▶See *Counterweight Requirements for Storage Products,* pages 7–14.

For Canadian Pricing
Multiply U.S. Price by the Canadian price factor.
▶See page 1 for details.

▶**Options, continued on next page**

▶**Options, continued from previous page**

	Options	U.S. Price	Required to Specify
Related Products	• Cushion tops		▶Page 281
	• Field-installed tops		▶Page 335
	• Storage accessories		▶Page 208
	• Counterweight packages		▶Page 354
	• Low storage-to-beam tether bracket		▶Page 280
	• Basic cushions		▶Page 282

Tip: Height dimension listed is for units with 1" top. Overall height will vary if another top is selected.

Tip: Your specification is not complete until you add a suffix to the style number to define the front style (for example, RLF18301__ becomes RLF18301F for flush steel front).

Specification Information

Dimensions D Flush Steel	Dimensions D Proud Steel/ Lam/ Wood	W	H	Counterweight Packages Universal 3" Base	Counterweight Packages FrameOne Foot and c:scape Glide Bases	Style Number	U.S. Base Prices Flush Steel Front Suffix F	U.S. Base Prices Proud Steel Front Suffix P	U.S. Base Prices Proud Lam Front Suffix L	U.S. Base Prices Proud Wood Front Suffix W
One 12"H Drawer										
18"	18⅞"	30"	16"	Package A	Package G	**RLF18301__**	$ 871	$ 896	$1185	$1748
18"	18⅞"	36"	16"	Package B	Package H	**RLF18361__**	$ 964	$1002	$1285	$1848
18"	18⅞"	42"	16"	Package C	Package J	**RLF18421__**	$1058	$1103	$1380	$1943
23⅛"	24"	30"	16"	Package A	Package G	**RLF24301__**	$ 982	$1024	$1308	$1871
23⅛"	24"	36"	16"	Package B	Package H	**RLF24361__**	$1140	$1193	$1467	$2030
Open Configurations										
18"	18⅞"	30"	16"	Not required	Not required	**RSC18301A__**	$ 742	$ 803	N.A.	N.A.
18"	18⅞"	36"	16"	Not required	Not required	**RSC18361A__**	$ 868	$ 943	N.A.	N.A.
18"	18⅞"	42"	16"	Not required	Not required	**RSC18421A__**	$ 986	$1069	N.A.	N.A.
23⅛"	24"	30"	16"	Not required	Not required	**RSC24301A__**	$ 904	$ 976	N.A.	N.A.
23⅛"	24"	36"	16"	Not required	Not required	**RSC24361A__**	$1104	$1196	N.A.	N.A.
Open–Open Configurations										
One 6"H Opening with Fixed Shelf and One 12"H Opening with Fixed Shelf										
18"	18⅞"	30"	22"	Not required	Not required	**RLF18301A__**	$ 779	$ 844	N.A.	N.A.
18"	18⅞"	36"	22"	Not required	Not required	**RLF18361A__**	$ 937	$1016	N.A.	N.A.
18"	18⅞"	42"	22"	Not required	Not required	**RLF18421A__**	$1086	$1177	N.A.	N.A.
23⅛"	24"	30"	22"	Not required	Not required	**RLF24301A__**	$1030	$1113	N.A.	N.A.
23⅛"	24"	36"	22"	Not required	Not required	**RLF24361A__**	$1229	$1326	N.A.	N.A.
Drawer–Drawer Configurations										
One 6"H Drawer and One 12"H Drawer										
18"	18⅞"	30"	22"	Package A	Package A	**RLF18301B__**	$ 938	$1005	$1448	$2011
18"	18⅞"	36"	22"	Package B	Package B	**RLF18361B__**	$1100	$1175	$1594	$2157
18"	18⅞"	42"	22"	Package C	Package C	**RLF18421B__**	$1246	$1337	$1882	$2445
23⅛"	24"	30"	22"	Package A	Package A	**RLF24301B__**	$1191	$1272	$1855	$2418
23⅛"	24"	36"	22"	Package B	Package B	**RLF24361B__**	$1390	$1489	$2039	$2602

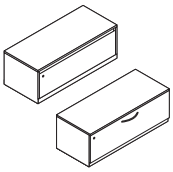

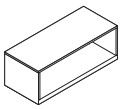

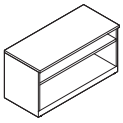

Tip: For open-open units, the shelf is affixed with screws. The screws can be removed to adjust the clips/shelf to a different height.

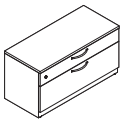

For Canadian Pricing
Multiply U.S. Price by the Canadian price factor.
▶See page 1 for details.

▶**Specification Information, continued on next page**

▶Specification Information, continued from previous page

Specification Information

Dimensions D Flush Steel	Dimensions D Proud Steel/ Lam/ Wood	Dimensions W	Dimensions H	Counterweight Packages Universal 3" Base	Counterweight Packages FrameOne Foot and c:scape Glide Bases	Style Number	U.S. Base Prices Flush Steel Front Suffix F	U.S. Base Prices Proud Steel Front Suffix P	U.S. Base Prices Proud Lam Front Suffix L	U.S. Base Prices Proud Wood Front Suffix W
Drawer–Open Configurations										
One 6"H Drawer and One 12"H Opening with Fixed Shelf										
18"	18⅞"	30"	22"	Package D	Package D	**RLF18301C__**	$ 870	$ 934	$1282	$1845
18"	18⅞"	36"	22"	Package E	Package E	**RLF18361C__**	$1026	$1101	$1429	$1992
18"	18⅞"	42"	22"	Package F	Package F	**RLF18421C__**	$1168	$1258	$1715	$2278
23⅛"	24"	30"	22"	Package D	Package D	**RLF24301C__**	$1111	$1194	$1689	$2252
23⅛"	24"	36"	22"	Package E	Package E	**RLF24361C__**	$1305	$1399	$1873	$2436
Open–Drawer Configurations										
One 6"H Opening with Fixed Shelf and One 12"H Drawer										
18"	18⅞"	30"	22"	Package A	Package A	**RLF18301D__**	$ 870	$ 934	$1282	$1845
18"	18⅞"	36"	22"	Package B	Package B	**RLF18361D__**	$1026	$1101	$1429	$1992
18"	18⅞"	42"	22"	Package C	Package C	**RLF18421D__**	$1168	$1258	$1715	$2278
23⅛"	24"	30"	22"	Package A	Package A	**RLF24301D__**	$1111	$1194	$1689	$2252
23⅛"	24"	36"	22"	Package B	Package B	**RLF24361D__**	$1305	$1399	$1873	$2436
Two 12"H Drawers										
18"	18⅞"	30"	28"	Package 3	Package 5	**RLF18302__**	$ 963	$1029	$1449	$2012
18"	18⅞"	36"	28"	Package 4	Package 7	**RLF18362__**	$1125	$1201	$1597	$2160
18"	18⅞"	42"	28"	Package 4	Package 8	**RLF18422__**	$1271	$1363	$1883	$2446
23⅛"	24"	30"	28"	Package 3	Package 5	**RLF24302__**	$1180	$1262	$1855	$2418
23⅛"	24"	36"	28"	Package 4	Package 7	**RLF24362__**	$1416	$1512	$2040	$2603

For Canadian Pricing
Multiply U.S. Price by the Canadian price factor.
▶See page 1 for details.

Intermediate Supports

For Universal One-High and 1.5-High Lateral Files and Universal Worksurfaces

	Standard Includes	Required to Specify
▶ Need help? Product details, page 76	• Intermediate support: paint • Attachment hardware	1 Style number 2 Paint color number 3 Options, if selected (see below) ▶ See *Surface Materials,* page 432.

	Options	U.S. Price	Required to Specify
Surface Materials	**For intermediate support**		
	• Paint price group 1	No cost	Specify paint color.
	• Paint price group 2	+$13 per leg	Specify paint color.
	• Paint price group 3	+$24 per leg	Specify paint color.
Intermediate Support bracing	**For laminate or wood storage tops**		
	• No brace	No cost	Specify *with no brace.*
	For steel storage tops		
	• One brace (30", 36", or 42"W)	+$55	Specify *with one brace.*
	• Two braces (30", 36", or 42"W)	+$55	Specify *with two braces.*

Specification Information

• Planning Height	• Depth	• Style Number	• U.S. Base Price

For Use with One-High Universal Storage

28½"	16"	**UFS1610H**	$285

For Use with 1.5-High Universal Storage

28½"	16"	**UFS1615H**	$260

For Canadian Pricing
Multiply U.S. Price by the Canadian price factor.
▶ See page 1 for details.

Low Storage-to-Beam Tether Bracket

Standard Includes		Required to Specify
▶ Need help? Product details, page 76	• Pair of tether brackets: black • Attachment hardware	Style number

Specification Information

Style Number	U.S. Price
UFSTB	$17

For Canadian Pricing
Multiply U.S. Price by the Canadian price factor.
▶ See page 1 for details.

Cushion Tops

For Universal One-High, 1.5-High, and Two Drawer Lateral Files

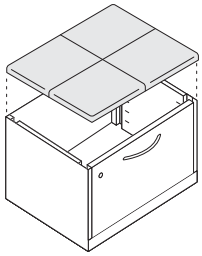

Tip: Seam pattern is determined by upholstery selected.
▶See page 76.

Standard Includes	Required to Specify
▶Need help? Product details, page 76 • Cushion top: fabric price group 1 • Attachment hardware	1 Style number with appropriate front style suffix in the space provided **F** Flush steel front **P** Proud steel front 2 Fabric color number 3 Options, if selected (see below) ▶See *Surface Materials,* page 432.

	Options	U.S. Price	Required to Specify
Surface Materials	**Upholstery**		
	• Fabric price group 1	No cost	Specify fabric color number.
	• Fabric price group 2	+$ 10	Specify fabric color number.
	• Fabric price group 3	+$ 42	Specify fabric color number.
	• Fabric price group 4	+$ 51	Specify fabric color number.
	• Fabric price group 5	+$ 65	Specify fabric color number.
	• Fabric price group 6	+$ 92	Specify fabric color number.
	• Fabric price group 7	+$111	Specify fabric color number.
	• Fabric price group 8	+$161	Specify fabric color number.
	• Fabric price group 9	+$206	Specify fabric color number.
	• Fabric price group 10	+$250	Specify fabric color number.
	• Leather price group	+$641	Specify leather color number.
	• Select Surfaces leather price group 1	+$641	▶See *Surface Materials Reference Manual.*
	• Elmosoft leather price group	+$741	Specify Elmosoft leather color number.
	• Select Surfaces leather price group 2	+$741	▶See *Surface Materials Reference Manual.*
	• Customer's Own Material (COM) or Customer's Own Leather (COL)	+$ 16	▶See *Surface Materials Reference Manual.*
Related Products	• Universal One-High, 1.5-High, and Two Drawer lateral files		▶Page 274

Tip: Your specification is not complete until you add a suffix to the style number to define the front style of the lateral, (for example, RPDC1830__ becomes RPDC1830F for cushion top for flush steel front, or RPDC1830FF for cushion top for flush steel front with Fire Code Seating).

Specification Information

Cushion Tops

Dimensions D		W	H	Style Number	U.S. Base Prices Flush Steel Front (Suffix F)	Proud Steel/ Wood Front (Suffix P)
18"	18⅞"	30"	1½"	**RPDC1830__**	$670	$670
18"	18⅞"	36"	1½"	**RPDC1836__**	$683	$683
18"	18⅞"	42"	1½"	**RPDC1842__**	$696	$696
23⅛"	24"	30"	1½"	**RPDC2430__**	$711	$711
23⅛"	24"	36"	1½"	**RPDC2436__**	$724	$724

For Canadian Pricing
Multiply U.S. Price by the Canadian price factor.
▶See page 1 for details.

Basic Cushions

For TS Series Freestanding Lateral Files, Universal Lateral Files, Universal Laminate Enhanced Storage, and Universal Laminate Enhanced Credenzas

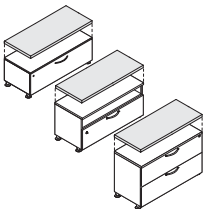

Tip: Basic cushion is field-installed and supplies to attach are included.

Tip: Basic cushion is available on TS Series, Universal lateral files, and Universal laminate enhanced storage, and Universal laminate enhanced credenzas with a top only.

Standard Includes	Required to Specify
▶ Need help? Product details, page 76 • Cushion top: fabric price group 1 • Attachment supplies: hook and loop fastener	1 Style number 2 Fabric color number for cushion top 3 Options, if selected (see below) ▶ See *Surface Materials,* page 432.

	Options	U.S. Price	Required to Specify
Surface Materials	**Upholstery**		
	• Fabric price group 1	No cost	Specify fabric color number.
	• Fabric price group 2	+$ 10	Specify fabric color number.
	• Fabric price group 3	+$ 42	Specify fabric color number.
	• Fabric price group 4	+$ 51	Specify fabric color number.
	• Fabric price group 5	+$ 65	Specify fabric color number.
	• Fabric price group 6	+$ 92	Specify fabric color number.
	• Fabric price group 7	+$111	Specify fabric color number.
	• Fabric price group 8	+$161	Specify fabric color number.
	• Fabric price group 9	+$206	Specify fabric color number.
	• Fabric price group 10	+$250	Specify fabric color number.
	• Customer's Own Material (COM)	+$ 16	▶ See *Surface Materials Reference Manual.*
Support Brace	**For 30"W and 36"W steel Universal laterals with an open configuration**		
	• Brace (30"W and 36"W)	+$ 55	Specify *with brace.*
Related Products	• TS Series freestanding lateral files		▶ Page 224
	• Universal lateral files		▶ Page 274
	• Universal laminate enhanced storage		▶ Page 370
	• Universal laminate enhanced credenzas		▶ Page 374

Specification Information

Dimensions D	W	H	Style Number	U.S. Base Price
18"	30"	1½"	**RCH1830**	$274
18"	36"	1½"	**RCH1836**	$290
18"	42"	1½"	**RCH1842**	$307
23⅛"	30"	1½"	**RCH2430**	$313
23⅛"	36"	1½"	**RCH2436**	$323

For Canadian Pricing
Multiply U.S. Price by the Canadian price factor.
▶ See page 1 for details.

Universal One-High Open Laterals

for Ology Application

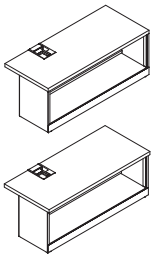

Drawings show right-hand application, left hand is also available.

	Standard Includes	Required to Specify
▶Need help? Product details, page 78	• Lateral case: paint price group 1 • 1 3/16"H top: laminate price group 1, if selected - Edge: plastic • 1 3/16"H top: wood group 1, if selected • Four adjustable leveling glides • Grommet • Wire manager • Ganging hardware	1 Style number 2 Paint color number for lateral case 3 Width (see below under Required Selections) 4 Laminate color number for top, if laminate top selected 5 Plastic color number for edge, if laminate top selected 6 Wood color number for top, if wood top selected 7 Front style (see below under Required Selections) 8 Application (see below under Required Selections) 9 Options, if selected (see below) ▶See *Surface Materials,* page 432.

	Required Selections	U.S. Price	Required to Specify
Width	• 30"W • 36"W • 42"W	Prices at right Prices at right Prices at right	Specify *with 30" width.* Specify *with 36" width.* Specify *with 42" width.*
Front Style	• Flush steel front • Proud steel front	Prices at right Prices at right	Specify *with flush steel front.* Specify *with proud steel front.*
Application	• Right hand • Left hand	No cost No cost	Specify *with right-hand application.* Specify *with left-hand application.*

Tip: Right-hand or left-hand application is determined by which leg of the Ology desk is located inside the storage.

	Options	U.S. Price	Required to Specify
Surface Materials	• Paint price group 1 • Paint price group 2 • Paint price group 3	No cost +$ 80 +$138	Specify paint color number. Specify paint color number. Specify paint color number.
Tops	**No top**		
	• For use beneath a common top	–$104	Specify *with no top.*
	Laminate top		
	• Laminate price group 2 • Open Line laminate	See information at left +$ 74 plus cost of laminate	Specify laminate color number. ▶See *Surface Materials Reference Manual.*
	Wood veneer top		
	• Wood group 1 veneer top	+$437	Specify *with wood veneer top* and indicate wood color number.
	• Wood group 2 veneer top	+$ 30	Specify *with wood veneer top* and indicate wood color number.
	• Wood group 3 veneer top	+$101	Specify *with wood veneer top* and indicate wood color number.
	• Customiz stain	No cost	Specify *with Customiz stain.* ▶See *Surface Materials Reference Manual.*
Related Products	• Common tops • Shrouds • Filler		▶Page 286 ▶Page 288 ▶Page 289

For laminate price group 2 pricing, *please refer to the electronic catalog or SmartTools.*

Tip: Wood group 2 and wood group 3 upcharges are in addition to wood group 1 upcharge.

For Canadian Pricing
Multiply U.S. Price by the Canadian price factor.
▶See page 1 for details.

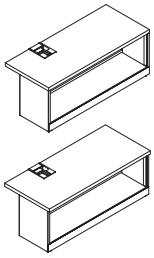

Specification Information

Style Number	Dimensions D Flush Steel Front	Dimensions D Proud Steel Front	W	H	U.S. Base Prices Flush Steel Front	U.S. Base Prices Proud Steel Front
RSCHAD	18"	18 7/8"	30"	16"	$1064	$1125
	18"	18 7/8"	36"	16"	$1174	$1249
	18"	18 7/8"	42"	16"	$1281	$1364

For Canadian Pricing
Multiply U.S. Price by the Canadian price factor.
▶ See page 1 for details.

Common Tops
for Ology Application

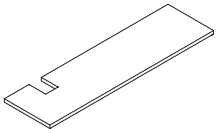

Drawing shows right-hand application, left hand is also available.

Tip: Grommet for cutout and Ology wire manager are included with Universal laminate enhanced storage for Ology application.

	Standard Includes	Required to Specify
▶ Need help? Product details, page 78	• 1 3/16"H top: laminate price group 1, if selected – Edge: plastic • 1 3/16"H top: wood group 1, if selected	1 Style number 2 Width (see below under Required Selections) 4 Laminate color number for top, if laminate top selected 5 Plastic color number for edge, if laminate top selected 6 Wood color number on top, if wood top selected 7 Front style (see below under Required Selections) 8 Application (see below under Required Selections) 9 Options, if selected (see below) ▶ See *Surface Materials,* page 432.

	Required Selections	U.S. Price	Required to Specify
Width	• 60"W	Prices at right	Specify *with 60" width.*
	• 66"W	Prices at right	Specify *with 66" width.*
	• 72"W	Prices at right	Specify *with 72" width.*
	• 78"W	Prices at right	Specify *with 78" width.*
	• 84"W	Prices at right	Specify *with 84" width.*
	• 90"W	Prices at right	Specify *with 90" width.*
	• 96"W	Prices at right	Specify *with 96" width.*
	• 108"W	Prices at right	Specify *with 108" width.*
Front Style	• Flush front	No cost	Specify *with flush front.*
	• Proud front	No cost	Specify *with proud front.*
Application	• Right hand	No cost	Specify *with right-hand application.*
	• Left hand	No cost	Specify *with left-hand application.*

Tip: Right-hand or left-hand application is determined by which leg of the Ology desk is located inside the storage.

	Options	U.S. Price	Required to Specify
Surface Materials	**Laminate top**		
	• Laminate price group 2	See information at left	Specify laminate color number.
	• Open Line laminate	+$74 plus cost of laminate	▶ See *Surface Materials Reference Manual.*
	Wood veneer top		
	• Wood group 2	See information at left	Specify *with wood veneer top and* indicate wood color number.
	• Wood group 3	See information at left	Specify *with wood veneer top and* indicate wood color number.
	• Customiz stain	No cost	Specify *with Customiz stain.* ▶ See *Surface Materials Reference Manual.*
	• Full-fill finish on wood group 1	Prices at right	Specify *with full-fill finish* and select wood finish number. ▶ See *Surface Materials Reference Manual.*
Related Products	• Universal One-High open lateral files for Ology application		▶ Page 284
	• Shrouds		▶ Page 288
	• Filler		▶ Page 289

For wood group 2, wood group 3, and laminate price group 2 pricing, *please refer to the electronic catalog or SmartTools.*

For Canadian Pricing
Multiply U.S. Price by the Canadian price factor.
▶ See page 1 for details.

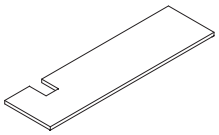

Tip: Specify proud front for use in applications with Universal laminate enhanced storage.

Tip: Can not order veneer on 108"W common top.

Specification Information

Style Number	Dimensions D Flush Front	Dimensions D Proud Front	W	U.S. Base Prices Laminate	U.S. Base Prices Veneer	Options (Add $ to Base Price) Full-Fill Finish
RATCTHAD	18"	18⅞"	60"	$327	$ 734	+$50
	18"	18⅞"	66"	$378	$ 774	+$50
	18"	18⅞"	72"	$424	$ 812	+$50
	18"	18⅞"	78"	$539	$ 971	+$50
	18"	18⅞"	84"	$609	$1104	+$74
	18"	18⅞"	90"	$678	$1168	+$74
	18"	18⅞"	96"	$747	$1288	+$74
	18"	18⅞"	108"	$898	N.A.	N.A.

For Canadian Pricing
Multiply U.S. Price by the Canadian price factor.
▶ See page 1 for details.

Shrouds
for Ology Application

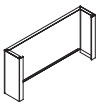

	Standard Includes	Required to Specify
▶Need help? Product details, page 78	• Shroud: paint price group 1 • Attachment hardware	1 Style number 2 Width (see below under Required Selections) 3 Paint color number for shroud 4 Options, if selected (see below) ▶See *Surface Materials,* page 432.

Tip: Shroud width must match width of the universal One-High open lateral for Ology application.

	Required Selections	U.S. Price	Required to Specify
Width	• 30"W	No cost	Specify *with 30" width.*
	• 36"W	No cost	Specify *with 36" width.*
	• 42"W	No cost	Specify *with 42" width.*

	Options	U.S. Price	Required to Specify
Surface Materials	• Paint price group 1	No cost	Specify paint color number.
	• Paint price group 2	+$32	Specify paint color number.
	• Paint price group 3	+$52	Specify paint color number.
Related Products	• Universal One-High open lateral files for Ology application		▶Page 284

Specification Information

Dimensions D	Dimensions H	Style Number	U.S. Base Price
6"	16"	**RPXSHAD**	$81

For Canadian Pricing
Multiply U.S. Price by the Canadian price factor.
▶See page 1 for details.

Filler

for Ology Application

Standard Includes		Required to Specify
▶ Need help? Product details, page 78	• Filler: paint • Attachment hardware	1 Style number 2 Paint color number for filler ▶ See *Surface Materials,* page 432.

Related Products

Related Products	• Universal One-High open lateral files for Ology application	▶ Page 284

Specification Information

Dimensions D	Dimensions H	Style Number	U.S. Price
6"	16"	**RPXFHAD**	$57

For Canadian Pricing
Multiply U.S. Price by the Canadian price factor.
▶ See page 1 for details.

Universal Open Side Towers

with Flush Steel, Proud Steel, Proud Laminate, or Proud Wood Fronts

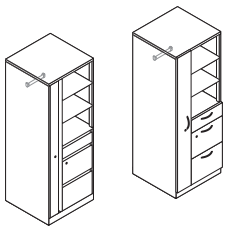

	Standard Includes	Required to Specify
▶ Need help? Product details, page 80	• Tower: paint price group 1 • 1"H top: paint to match tower • Door and drawer fronts on units with proud laminate fronts: laminate price group 1 • Door and drawer fronts on units with proud wood fronts: wood group 1 veneer • Lock, keyed random: 9201 Polished Chrome • Base (see below under required selections) • Pulls: metal • Integral pulls on units with flush steel fronts • Drawer body: black only • Adjustable shelves on 52"H and 65½"H: paint to match tower • Brackets for adjustable shelves: black • Post to support adjustable shelf: paint to match tower • One box drawer divider and one pencil tray: black only • Coat rod: black • Four adjustable leveling glides • Ganging hardware • Counterweight package, if selected	1 Style number with appropriate front style suffix in the space provided **F** Flush steel front **P** Proud steel front **L** Proud laminate front **W** Proud wood front 2 Paint color number for tower 3 Laminate color number for door and drawer fronts, if proud laminate front selected 4 Wood color number for door and drawer fronts, if proud wood front selected 5 Base (see below under required selections) 6 Pull (see below under required selections) 7 Metal color number for pulls, if proud steel or proud wood front selected 8 Options, if selected (see below) ▶ See *Surface Materials,* page 432.

	Required Selections	U.S. Price	Required to Specify
Bases	• Universal 3" base	No cost	Specify *with Universal 3" base,* painted to match tower.
	• FrameOne foot base	+$202	Specify *with FrameOne foot base,* painted to match tower.
	• c:scape glide base	+$202	Specify *with c:scape glide base,* 4799 Platinum Metallic only.

Pulls

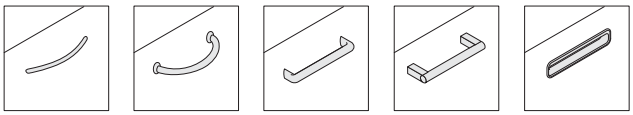

Contemporary Handle Jazz Bar c:scape

	Options	U.S. Price	Required to Specify
Surface Materials	• Paint price group 1	No cost	Specify paint color number.
	• Paint price group 2	+$ 80	Specify paint color number.
	• Paint price group 3	+$138	Specify paint color number.
	• Laminate price group 1 on proud laminate fronts	Prices at right	Specify laminate color number.
	• Laminate price group 2 on proud laminate fronts	See information at left	Specify laminate color number.
	• Open Line laminate on proud laminate fronts	+$ 74 plus cost of laminate	▶ See *Surface Materials Reference Manual.*
	• Wood group 2 on proud wood fronts	See information at left	Specify wood color number.
	• Wood group 3 on proud wood fronts	See information at left	Specify wood color number.
	• Customiz stain on proud wood fronts	No cost	Specify *with Customiz stain.* ▶ See *Surface Materials Reference Manual.*
Tops for Flush Steel Front, Proud Steel Front, Proud Laminate Front, and Proud Wood Front	**Laminate top**		
	• Square edge laminate price group 1 top	+$145	Specify *with laminate top* and indicate laminate color number for top and plastic color number for edges.
	• Square edge laminate price group 2 top	See information at left	Specify *with laminate top* and indicate laminate color number for top and plastic color number for edges.
	• Open Line laminate on laminate top	+$ 74 plus cost of laminate	▶ See *Surface Materials Reference Manual.*

For wood group 2, wood group 3, and laminate price group 2 pricing, *please refer to the electronic catalog or SmartTools.*

Tip: Laminate and wood veneer tops are 3/16" taller than other tops and will add 3/16" to overall case height.

For Canadian Pricing
Multiply U.S. Price by the Canadian price factor.
▶ See page 1 for details.

▶ **Options, continued on next page**

▶ **Options, continued from previous page**

Tip: If wood veneer top option is selected, wood veneer top color will default to match wood front.

For wood group 2, wood group 3, and laminate price group 2 pricing, *please refer to the electronic catalog or SmartTools.*

Tip: Glass shelves are not available on 18"D towers.

Tip: Counterweight packages are required to ensure product stability and are ordered as an option or separately. Product specification pages indicate the correct counterweight package for each style number and any exceptions where counterweights are not required.
▶See *Counterweight Requirements for Storage Products,* pages 7–14.

Tip: Height dimension listed is for units with 1" top. Overall height will vary if another top is selected.

Tip: Your specification is not complete until you add a suffix to the style number to define the front style (for example, RQS24244LA__ becomes RQS24244LAF for flush steel front).

	Options	U.S. Price	Required to Specify
Tops for Flush Steel Front, Proud Steel Front, Proud Laminate Front, and Proud Wood Front, continued	**Wood veneer top**		
	• Wood group 1 veneer top	+$437	Specify *with wood veneer top* and indicate wood color number.
	• Wood group 2 veneer top	See information at left	Specify *with wood veneer top* and indicate wood color number.
	• Wood group 3 veneer top	See information at left	Specify *with wood veneer top* and indicate wood color number.
	• Customiz stain on wood veneer top on units with flush steel or proud steel fronts	No cost	Specify *with Customiz stain.* ▶See *Surface Materials Reference Manual.*
Glass Shelves	• On 52"H towers	+$129	Specify *with glass shelves.*
	• On 65½"H towers	+$258	Specify *with glass shelves.*
Pulls	**Proud steel, laminate, or wood fronts**		
	• Contemporary	No cost	Specify *with contemporary pull.*
	• Handle	No cost	Specify *with handle pull.*
	• Jazz	+$ 20 per pull	Specify *with jazz pull.*
	• Bar	+$ 29 per pull	Specify *with bar pull.*
	Proud steel fronts only		
	• c:scape	+$ 33 per pull	Specify *with c:scape pull.*
Counterweights	• Tower package 1	+$114	Specify *with counterweight.*
	• Tower package 2	+$140	Specify *with counterweight.*
Lock and Keying	**Lock**		
	• Ember Chrome	No cost	Specify *with 9250 Ember Chrome lock.*
	Keying		
	• Factory- and field-installed keying		▶Page 444
Related Products	• Field-installed tops		▶Page 335
	• Adjustable shelves		▶Page 348
	• Counterweight packages		▶Page 355
	• Storage accessories		▶Page 350

▶ **Specification Information, on next page**

For Canadian Pricing
Multiply U.S. Price by the Canadian price factor.
▶See page 1 for details.

▶ **Options, on previous page**

Specification Information

Tower with Door Hinged on Left

One 6"H Drawer and Two 12"H Drawers

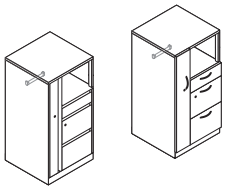

Dimensions D		W	H	Style Number	U.S. Base Prices: Flush Steel Front (Suffix F)	Proud Steel Front (Suffix P)	Proud Lam Front (Suffix L)	Proud Wood Front (Suffix W)	Counterweights: Steel Fronts: Universal 3" Base	Steel Fronts: FrameOne Foot and c:scape Glide Bases	Lam/Wood Fronts: Universal 3" Base	Lam/Wood Fronts: FrameOne Foot and c:scape Glide Bases
18"	18⅞"	24"	47½"	**RQS182448LA__**	$2174	$2524	$2867	$3011	Tower package 1	Tower package 1	Tower package 2	Tower package 2
23⅛"	24"	24"	47½"	**RQS242448LA__**	$2407	$2757	$3100	$3244	Not required	Tower package 1	Not required	Tower package 1
29⅛"	30"	24"	47½"	**RQS302448LA__**	$2640	$2990	$3333	$3477	Not required	Not required	Not required	Not required

One Adjustable Shelf, One 6"H Drawer, and Two 12"H Drawers

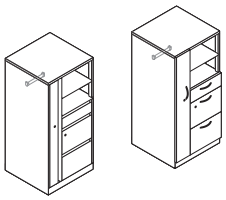

18"	18⅞"	24"	52"	**RQS18244LA__**	$2246	$2596	$2939	$3083	Tower package 1	Tower package 1	Tower package 1	Tower package 1
23⅛"	24"	24"	52"	**RQS24244LA__**	$2498	$2848	$3191	$3335	Not required	Not required	Not required	Not required
29⅛"	30"	24"	52"	**RQS30244LA__**	$2750	$3100	$3443	$3587	Not required	Not required	Not required	Not required

Two Adjustable Shelves, One 6"H Drawer, and Two 12"H Drawers

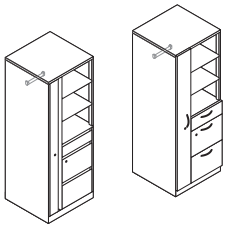

18"	18⅞"	24"	65½"	**RQS18245LC__**	$2649	$2999	$3342	$3486	Tower package 1	Tower package 1	Tower package 1	Tower package 1
23⅛"	24"	24"	65½"	**RQS24245LC__**	$2943	$3293	$3636	$3780	Not required	Not required	Not required	Not required
29⅛"	30"	24"	65½"	**RQS30245LC__**	$3237	$3587	$3930	$4074	Not required	Not required	Not required	Not required

▶ **Specification Information, continued on next page**

▶ Specification Information, continued from previous page

Specification Information

Dimensions D		W	H	Style Number	U.S. Base Prices: Flush Steel Front Suffix F	Proud Steel Front Suffix P	Proud Lam Front Suffix L	Proud Wood Front Suffix W	Counterweights: Steel Fronts: Universal 3" Base	Steel Fronts: FrameOne Foot and c:scape Glide Bases	Lam/Wood Fronts: Universal 3" Base	Lam/Wood Fronts: FrameOne Foot and c:scape Glide Bases
Flush Steel Front	Proud Steel/ Lam/ Wood Front											

Tower with Door Hinged on Right

One 6"H Drawer and Two 12"H Drawers

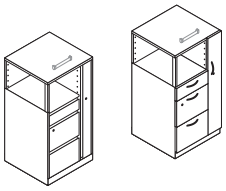

18"	18⅞"	24"	47½"	**RQS182448RA__**	$2174	$2524	$2867	$3011	Tower package 1	Tower package 1	Tower package 2	Tower package 2
23⅛"	24"	24"	47½"	**RQS242448RA__**	$2407	$2757	$3100	$3244	Not required	Tower package 1	Not required	Tower package 1
29⅛"	30"	24"	47½"	**RQS302448RA__**	$2640	$2990	$3333	$3477	Not required	Not required	Not required	Not required

One Adjustable Shelf, One 6"H Drawer, and Two 12"H Drawers

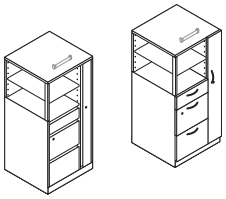

18"	18⅞"	24"	52"	**RQS18244RA__**	$2246	$2596	$2939	$3083	Tower package 1	Tower package 1	Tower package 1	Tower package 1
23⅛"	24"	24"	52"	**RQS24244RA__**	$2498	$2848	$3191	$3335	Not required	Not required	Not required	Not required
29⅛"	30"	24"	52"	**RQS30244RA__**	$2750	$3100	$3443	$3587	Not required	Not required	Not required	Not required

Two Adjustable Shelves, One 6"H Drawer, and Two 12"H Drawers

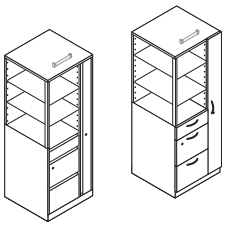

18"	18⅞"	24"	65½"	**RQS18245RC__**	$2649	$2999	$3342	$3486	Tower package 1	Tower package 1	Tower package 1	Tower package 1
23½"	24"	24"	65½"	**RQS24245RC__**	$2943	$3293	$3636	$3780	Not required	Not required	Not required	Not required
29⅛"	30"	24"	65½"	**RQS30245RC__**	$3237	$3587	$3930	$4074	Not required	Not required	Not required	Not required

Universal Dual Door Towers

with Flush Steel, Proud Steel, Proud Laminate, or Proud Wood Fronts

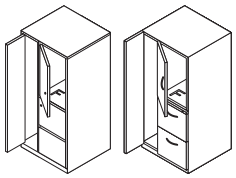

	Standard Includes	Required to Specify
▶ Need help? Product details, page 80	• Tower: paint price group 1 • 1"H top: paint to match tower • Door and drawer fronts on units with proud laminate fronts: laminate price group 1 • Door and drawer fronts on units with proud wood fronts: wood group 1 veneer • Lock, keyed random: 9201 Polished Chrome • Base (see below under required selections) • Pulls: metal • Integral pulls on units with flush steel fronts • Drawer body: black only • Adjustable shelves on 52"H and 65½"H: paint to match tower • Brackets for adjustable shelves: black • Post to support adjustable shelf: paint to match tower • One box drawer divider and one pencil tray: black only • Coat rod: black • Four adjustable leveling glides • Ganging hardware • Counterweight package, if selected	1 Style number with appropriate front style suffix in the space provided **F** Flush steel front **P** Proud steel front **L** Proud laminate front **W** Proud wood front 2 Paint color number for tower 3 Laminate color number for door and drawer fronts, if proud laminate front selected 4 Wood color number for door and drawer fronts, if proud wood front selected 5 Base (see below under required selections) 6 Pull (see below under required selections) 7 Metal color number for pulls, if proud steel, proud laminate, or proud wood front selected 8 Options, if selected (see below) ▶ See *Surface Materials,* page 432.

	Required Selections	U.S. Price	Required to Specify
Bases	• Universal 3" base	No cost	Specify *with Universal 3" base,* painted to match tower.
	• FrameOne foot base	+$202	Specify *with FrameOne foot base,* painted to match tower.
	• c:scape glide base	+$202	Specify *with c:scape glide base,* 4799 Platinum Metallic only.

Pulls

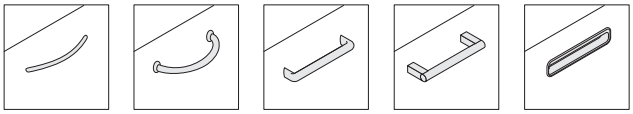

Contemporary Handle Jazz Bar c:scape

	Options	U.S. Price	Required to Specify
Surface Materials	• Paint price group 1	No cost	Specify paint color number.
	• Paint price group 2	+$ 80	Specify paint color number.
	• Paint price group 3	+$138	Specify paint color number.
	• Laminate price group 1 on proud laminate fronts	Prices at right	Specify laminate color number.
	• Laminate price group 2 on proud laminate fronts	See information at left	Specify laminate color number.
	• Open Line laminate on proud laminate fronts	+$ 74 plus cost of laminate	▶ See *Surface Materials Reference Manual.*
	• Wood group 2 on proud wood fronts	See information at left	Specify wood color number.
	• Wood group 3 on proud wood fronts	See information at left	Specify wood color number.
	• Customiz stain on proud wood fronts	No cost	Specify *with Customiz stain.* ▶ See *Surface Materials Reference Manual.*
Tops for Flush Steel Front, Proud Steel Front, Proud Laminate Front, and Proud Wood Front	**Laminate top**		
	• Square edge laminate group 1 top	+$145	Specify *with laminate top* and indicate laminate color number for top and plastic color number for edges.
	• Square edge laminate price group 2 top	See information at left	Specify *with laminate top* and indicate laminate color number for top and plastic color number for edges.
	• Open Line laminate on laminate top	+$ 74 plus cost of laminate	▶ See *Surface Materials Reference Manual.*

For wood group 2, wood group 3, and laminate price group 2 pricing, *please refer to the electronic catalog or SmartTools.*

Tip: Laminate and wood veneer tops are 3⁄16" taller than other tops and will add 3⁄16" to overall case height.

▶ **Options, continued on next page**

Tip: If wood veneer top option is selected, wood veneer top color will default to match wood front.

For wood group 2, wood group 3, and laminate price group 2 pricing, *please refer to the electronic catalog or SmartTools.*

Tip: Height dimension listed is for units with 1" top. Overall height will vary if another top is selected.

Tip: Counterweight packages are required to ensure product stability and are ordered as an option or separately. Product specification pages indicate the correct counterweight package for each style number and any exceptions where counterweights are not required.

▶See *Counterweight Requirements for Storage Products,* pages 7–14.

Tip: The fixed shelf in a 47½" dual door tower also serves as the base of the cabinet. Additional adjustable shelves must be specified separately.

Tip: Your specification is not complete until you add a suffix to the style number to define the front style (for example, RDD182448LA__ becomes RDD182448LAF for flush steel front).

▶**Options, continued from previous page**

	Options	U.S. Price	Required to Specify
Tops for Flush Steel Front, Proud Steel Front, Proud Laminate Front, and Proud Wood Front, continued	**Wood veneer top**		
	• Wood group 1 veneer top	+$437	Specify *with wood veneer top* and indicate wood color number.
	• Wood group 2 veneer top	See information at left	Specify *with wood veneer top* and indicate wood color number.
	• Wood group 3 veneer top	See information at left	Specify *with wood veneer top* and indicate wood color number.
	• Customiz stain on wood veneer top on units with flush steel or proud steel fronts	No cost	Specify *with Customiz stain.* ▶See *Surface Materials Reference Manual.*
Pulls	**Proud steel, laminate, or wood fronts**		
	• Contemporary	No cost	Specify *with contemporary pull.*
	• Handle	No cost	Specify *with handle pull.*
	• Jazz	+$ 20 per pull	Specify *with jazz pull.*
	• Bar	+$ 29 per pull	Specify *with bar pull.*
	Proud steel fronts only		
	• c:scape	+$ 33 per pull	Specify *with c:scape pull.*
Counterweights	• Tower package 1	+$114	Specify *with counterweight.*
	• Tower package 2	+$140	Specify *with counterweight.*
Lock and Keying	**Lock**		
	• Ember Chrome	No cost	Specify *with 9250 Ember Chrome lock.*
	Keying		
	• Factory- and field-installed keying		▶Page 444
Related Products	• Field-installed tops		▶Page 335
	• Adjustable shelves		▶Page 348
	• Counterweight packages		▶Page 355
	• Storage accessories		▶Page 350

Specification Information

Tower with Doors Hinged on Left

One Fixed Shelf and Two 12"H Drawers

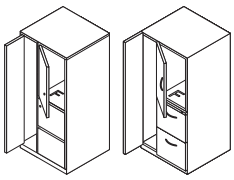

Dimensions D	Dimensions W	Dimensions H	Style Number	U.S. Base Prices: Flush Steel Front (Suffix F)	U.S. Base Prices: Proud Steel Front (Suffix P)	U.S. Base Prices: Proud Lam Front (Suffix L)	U.S. Base Prices: Proud Wood Front (Suffix W)	Counterweights: Steel Fronts: Universal 3" Base	Counterweights: Steel Fronts: FrameOne Foot and c:scape Glide Bases	Counterweights: Lam/Wood Fronts: Universal 3" Base	Counterweights: Lam/Wood Fronts: FrameOne Foot and c:scape Glide Bases
18"	18⅞"	24" 47½"	**RDD182448LA__**	$1923	$2231	$2513	$2657	Tower package 1	Tower package 1	Tower package 2	Tower package 2
23⅛"	24"	24" 47½"	**RDD242448LA__**	$2314	$2424	$2717	$2861	Not required	Tower package 1	Not required	Tower package 1

▶**Specification Information, continued on next page**

▶ **Specification Information, continued from previous page**

Specification Information

Tower with Doors Hinged on Left, continued

One Fixed Shelf, Two 6"H Drawers, and One 12"H Drawer

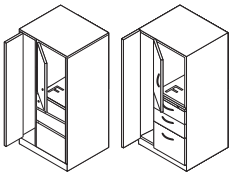

Dimensions D		W	H	Style Number	U.S. Base Prices: Flush Steel Front Suffix F	Proud Steel Front Suffix P	Proud Lam Front Suffix L	Proud Wood Front Suffix W	Counterweights: Steel Fronts: Universal 3" Base	Steel Fronts: FrameOne Foot and c:scape Glide Bases	Lam/Wood Fronts: Universal 3" Base	Lam/Wood Fronts: FrameOne Foot and c:scape Glide Bases
18"	18⅞"	24"	47½"	**RDD182448LB__**	$2093	$2407	$2697	$2841	Tower package 1	Tower package 1	Tower package 2	Tower package 2
23⅛"	24"	24"	47½"	**RDD242448LB__**	$2475	$2595	$2907	$3051	Not required	Tower package 1	Not required	Tower package 1

One Fixed Shelf, One Adjustable Shelf, and Two 12"H Drawers

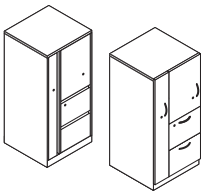

18"	18⅞"	24"	52"	**RDD18244LA__**	$2125	$2410	$2690	$2834	Tower package 1	Tower package 1	Tower package 1	Tower package 1
23⅛"	24"	24"	52"	**RDD24244LA__**	$2499	$2631	$2874	$3018	Not required	Not required	Not required	Not required

One Fixed Shelf, One Adjustable Shelf, Two 6"H Drawers, and One 12"H Drawer

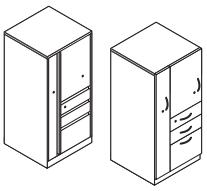

18"	18⅞"	24"	52"	**RDD18244LB__**	$2262	$2549	$2828	$2972	Tower package 1	Tower package 1	Tower package 1	Tower package 1
23⅛"	24"	24"	52"	**RDD24244LB__**	$2636	$2769	$3047	$3191	Not required	Not required	Not required	Not required

▶ **Specification Information, continued on next page**

For Canadian Pricing
Multiply U.S. Price by the Canadian price factor.
▶ See page 1 for details.

▶ **Specification Information, continued from previous page**

Specification Information

Dimensions D		W	H	Style Number	U.S. Base Prices Flush Steel Front Suffix F	Proud Steel Front Suffix P	Proud Lam Front Suffix L	Proud Wood Front Suffix W	Counterweights Steel Fronts Universal 3" Base	Steel Fronts FrameOne Foot and c:scape Glide Bases	Lam/Wood Fronts Universal 3" Base	Lam/Wood Fronts FrameOne Foot and c:scape Glide Bases
Flush Steel Front	Proud Steel/ Lam/ Wood Front											

Tower with Doors Hinged on Left, continued

One Fixed Shelf, Two Adjustable Shelves, and Two 12"H Drawers

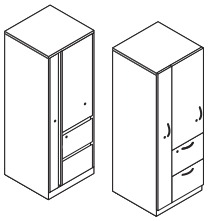

18"	18⅞"	24"	65½"	**RDD18245LC__**	$2381	$2710	$2985	$3129	Tower package 1	Tower package 1	Tower package 1	Tower package 1
23⅛"	24"	24"	65½"	**RDD24245LC__**	$2636	$2728	$3250	$3394	Not required	Not required	Not required	Not required

One Fixed Shelf, Two Adjustable Shelves, Two 6"H Drawers, and One 12"H Drawer

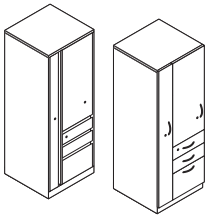

18"	18⅞"	24"	65½"	**RDD18245LD__**	$2519	$2833	$3123	$3267	Tower package 1	Tower package 1	Tower package 1	Tower package 1
23⅛"	24"	24"	65½"	**RDD24245LD__**	$2775	$2866	$3390	$3534	Not required	Not required	Not required	Not required

▶ **Specification Information, continued on next page**

Universal Storage

For Canadian Pricing
Multiply U.S. Price by the Canadian price factor.
▶ See page 1 for details.

▶ **Specification Information, continued from previous page**

Specification Information

Dimensions D		W	H	Style Number	U.S. Base Prices Flush Steel Front Suffix F	Proud Steel Front Suffix P	Proud Lam Front Suffix L	Proud Wood Front Suffix W	Counterweights Steel Fronts Universal 3" Base	Steel Fronts FrameOne Foot and c:scape Glide Bases	Lam/Wood Fronts Universal 3" Base	Lam/Wood Fronts FrameOne Foot and c:scape Glide Bases
Flush Steel Front	Proud Steel/ Lam/ Wood Front											

Tower with Doors Hinged on Right

One Fixed Shelf and Two 12"H Drawers

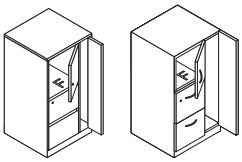

18"	18⅞"	24"	47½"	**RDD182448RA__**	$1923	$2231	$2513	$2657	Tower package 1	Tower package 1	Tower package 2	Tower package 2
23⅛"	24"	24"	47½"	**RDD242448RA__**	$2314	$2424	$2717	$2861	Not required	Tower package 1	Not required	Tower package 1

One Fixed Shelf, Two 6"H Drawers, and One 12"H Drawer

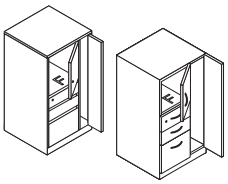

18"	18⅞"	24"	47½"	**RDD182448RB__**	$2093	$2407	$2697	$2841	Tower package 1	Tower package 1	Tower package 2	Tower package 2
23⅛"	24"	24"	47½"	**RDD242448RB__**	$2475	$2595	$2907	$3051	Not required	Tower package 1	Not required	Tower package 1

One Fixed Shelf, One Adjustable Shelf, and Two 12"H Drawers

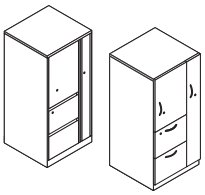

18"	18⅞"	24"	52"	**RDD18244RA__**	$2125	$2410	$2690	$2834	Tower package 1	Tower package 1	Tower package 1	Tower package 1
23⅛"	24"	24"	52"	**RDD24244RA__**	$2499	$2631	$2874	$3018	Not required	Not required	Not required	Not required

▶ **Specification Information, continued on next page**

For Canadian Pricing
Multiply U.S. Price by the Canadian price factor.
▶ See page 1 for details.

▶ **Specification Information, continued from previous page**

Specification Information

Tower with Doors Hinged on Right, continued

One Fixed Shelf, One Adjustable Shelf, Two 6"H Drawers, and One 12"H Drawer

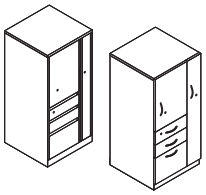

Dimensions D Flush Steel Front	Dimensions D Proud Steel/Lam/Wood Front	Dimensions W	Dimensions H	Style Number	U.S. Base Prices Flush Steel Front Suffix F	U.S. Base Prices Proud Steel Front Suffix P	U.S. Base Prices Proud Lam Front Suffix L	U.S. Base Prices Proud Wood Front Suffix W	Counterweights Steel Fronts Universal 3" Base	Counterweights Steel Fronts FrameOne Foot and c:scape Glide Bases	Counterweights Lam/Wood Fronts Universal 3" Base	Counterweights Lam/Wood Fronts FrameOne Foot and c:scape Glide Bases
18"	18⅞"	24"	52"	**RDD18244RB__**	$2262	$2549	$2828	$2972	Tower package 1	Tower package 1	Tower package 1	Tower package 1
23⅛"	24"	24"	52"	**RDD24244RB__**	$2636	$2769	$3047	$3191	Not required	Not required	Not required	Not required

One Fixed Shelf, Two Adjustable Shelves, and Two 12"H Drawers

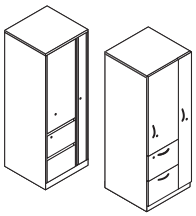

18"	18⅞"	24"	65½"	**RDD18245RC__**	$2381	$2710	$2985	$3129	Tower package 1	Tower package 1	Tower package 1	Tower package 1
23⅛"	24"	24"	65½"	**RDD24245RC__**	$2636	$2728	$3250	$3394	Not required	Not required	Not required	Not required

One Fixed Shelf, Two Adjustable Shelves, Two 6"H Drawers, and One 12"H Drawer

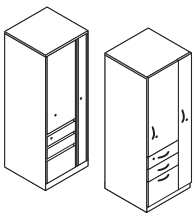

18"	18⅞"	24"	65½"	**RDD18245RD__**	$2519	$2833	$3123	$3267	Tower package 1	Tower package 1	Tower package 1	Tower package 1
23⅛"	24"	24"	65½"	**RDD24245RD__**	$2775	$2866	$3390	$3534	Not required	Not required	Not required	Not required

For Canadian Pricing
Multiply U.S. Price by the Canadian price factor.
▶ See page 1 for details.

Universal Full Front Towers

with Flush Steel, Proud Steel, Proud Laminate, or Proud Wood Fronts

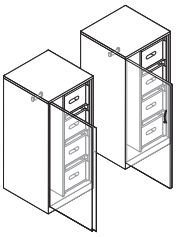

	Standard Includes	Required to Specify
▶ Need help? Product details, page 80	• Tower: paint price group 1 • 1"H top: paint to match tower • Door fronts on units with proud laminate fronts: laminate price group 1 • Door fronts on units with proud wood fronts: wood group 1 veneer • Integral pulls on units with flush steel fronts • Pulls: metal • Lock, keyed random: 9201 Polished Chrome • Drawer body: black only • Adjustable shelves: paint to match tower • Brackets for adjustable shelves: black • Coat rod: black • Four adjustable leveling glides • Ganging hardware • Counterweight package, if selected	1 Style number with appropriate front style suffix in the space provided **F** Flush steel front **P** Proud steel front **L** Proud laminate front **W** Proud wood front 2 Paint color number for tower 3 Laminate color number for door, if proud laminate fronts selected 4 Wood color number for door, if proud wood fronts selected 5 Pull (see below under required selections) 6 Metal color number for pulls, if proud steel, proud laminate, or proud wood front selected 7 Options, if selected (see below) ▶ See *Surface Materials,* page 432.

Required Selections

Pulls

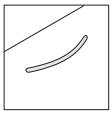
Contemporary

Handle

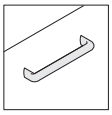
Jazz

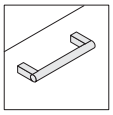
Bar

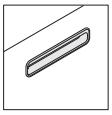
c:scape

	Options	U.S. Price	Required to Specify
Surface Materials	• Paint price group 1	No cost	Specify paint color number.
	• Paint price group 2	+$ 80	Specify paint color number.
	• Paint price group 3	+$138	Specify paint color number.
	• Laminate price group 1 on proud laminate fronts	Prices at right	Specify laminate color number.
	• Laminate price group 2 on proud laminate fronts	See information at left	Specify laminate color number.
	• Open Line laminate on proud laminate fronts	+$ 74 plus cost of laminate	▶ See *Surface Materials Reference Manual.*
	• Wood group 2 on proud wood fronts	See information at left	Specify wood color number.
	• Wood group 3 on proud wood fronts	See information at left	Specify wood color number.
	• Customiz stain on proud wood fronts	No cost	Specify *with Customiz stain.* ▶ See *Surface Materials Reference Manual.*
Tops for Flush Steel Front, Proud Steel Front, Proud Laminate Front, and Proud Wood Front	**Laminate top**		
	• Square edge laminate price group 1 top	+$145	Specify *with laminate top* and indicate laminate color number for top and plastic color number for edges.
	• Square edge laminate price group 2 top	See information at left	Specify *with laminate top* and indicate laminate color number for top and plastic color number for edges.
	• Open Line laminate on laminate top	+$ 74 plus cost of laminate	▶ See *Surface Materials Reference Manual.*
	Wood veneer top		
	• Wood group 1 veneer top	+$437	Specify *with wood veneer top* and indicate wood color number.
	• Wood group 2 veneer top	See information at left	Specify *with wood veneer top* and indicate wood color number.
	• Wood group 3 veneer top	See information at left	Specify *with wood veneer top* and indicate wood color number.
	• Customiz stain on wood veneer top on units with flush steel or proud steel fronts	No cost	Specify *with Customiz stain.* ▶ See *Surface Materials Reference Manual.*

For wood group 2, wood group 3, and laminate price group 2 pricing, *please refer to the electronic catalog or SmartTools.*

Tip: Laminate and wood veneer tops are 3/16" taller than other tops and will add 3/16" to overall case height.

Tip: If wood veneer top option is selected, wood veneer top color will default to match wood front.

For Canadian Pricing
Multiply U.S. Price by the Canadian price factor.
▶ See page 1 for details.

▶ **Options, continued on next page**

Tip: Counterweight packages are required to ensure product stability and are ordered as an option or separately. Product specification pages indicate the correct counterweight package for each style number and any exceptions where counterweights are not required.
▶See *Counterweight Requirements for Storage Products,* pages 7–14.

▶**Options, continued from previous page**

	Options	U.S. Price	Required to Specify
Counterweights	**52"H tower with proud laminate or wood fronts**		
	• Tower package	+$114	Specify *with counterweight.*
Pulls	**Proud steel, laminate, or wood fronts**		
	• Contemporary	No cost	Specify *with contemporary pull.*
	• Handle	No cost	Specify *with handle pull.*
	• Jazz	+$ 20 per pull	Specify *with jazz pull.*
	• Bar	+$ 29 per pull	Specify *with bar pull.*
	Proud steel fronts only		
	• c:scape	+$ 33 per pull	Specify *with c:scape pull.*
Lock and Keying	**Lock**		
	• Ember Chrome	No cost	Specify *with 9250 Ember Chrome lock.*
	Keying		
	• Factory- and field-installed keying		▶Page 444
Related Products	• Field-installed tops		▶Page 335
	• Storage accessories		▶Page 350
	• Bookends		▶Page 353

Tip: Height dimension listed is for units with 1" top. Overall height will vary if another top is selected.

Tip: Your specification is not complete until you add a suffix to the style number to define the front style (for example, RFF24244LR__ becomes RFF24244LRF for flush steel front).

Specification Information

Dimensions D		W	H	Counterweight Package	Style Number	U.S. Base Prices			
Flush Steel Front	Proud Steel/ Lam/ Wood Front					Flush Steel Front Suffix F	Proud Steel Front Suffix P	Proud Lam Front Suffix L	Proud Wood Front Suffix W
52"H Tower with Door Hinged on Left									
Partition with Coat Rod and Four 12"H Drawers									
23⅛"	24"	24"	52"	Tower package 1 for proud wood fronts only, not required for flush or proud steel fronts	**RFF24244LR__**	$2743	$2945	$3341	$3485
Partition with Coat Rod, One Fixed Shelf, and Three 12"H Drawers									
23⅛"	24"	24"	52"	Tower package 1 for proud wood fronts only, not required for flush or proud steel fronts	**RFF24244LS__**	$2671	$2873	$3269	$3413
Partition with Coat Rod, One Adjustable Shelf, One Fixed Shelf, and Two 12"H Drawers									
23⅛"	24"	24"	52"	Tower package 1 for proud wood fronts only, not required for flush or proud steel fronts	**RFF24244LT__**	$2602	$2804	$3200	$3344

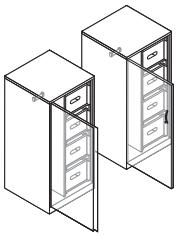

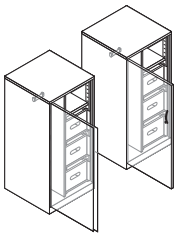

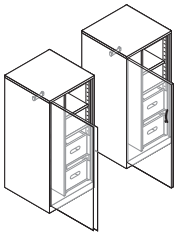

Tip: The adjustable shelf is always in the top/upper position.

▶**Specification Information, continued on next page**

Tip: Height dimension listed is for units with 1" top. Overall height will vary if another top is selected.

Tip: Your specification is not complete until you add a suffix to the style number to define the front style (for example, RFF24244LR__ becomes RFF24244LRF for flush steel front).

▶ **Specification Information, continued from previous page**

Specification Information

Dimensions D	W	H	Counterweight Package	Style Number	U.S. Base Prices Flush Steel Front Suffix F	Proud Steel Front Suffix P	Proud Lam Front Suffix L	Proud Wood Front Suffix W
Flush Steel Front / Proud Steel/ Lam/ Wood Front								
52"H Tower with Door Hinged on Right								
Partition with Coat Rod and Four 12"H Drawers								
23⅛"	24"	24"	52"	Tower package 1 for proud wood fronts only, not required for flush or proud steel fronts	**RFF24244RR__**	$2743	$2945	$3341	$3485
Partition with Coat Rod, One Fixed Shelf, and Three 12"H Drawers								
23⅛"	24"	24"	52"	Tower package 1 for proud wood fronts only, not required for flush or proud steel fronts	**RFF24244RS__**	$2671	$2873	$3269	$3413
Partition with Coat Rod, One Adjustable Shelf, One Fixed Shelf, and Two 12"H Drawers								
23⅛"	24"	24"	52"	Tower package 1 for proud wood fronts only, not required for flush or proud steel fronts	**RFF24244RT__**	$2602	$2804	$3200	$3344
65½"H Tower with Door Hinged on Left								
Partition with Coat Rod, One Fixed Shelf, and Four 12"H Drawers								
23⅛"	24"	24"	65½"	Not required	**RFF24245LU__**	$3037	$3239	$3635	$3779
Partition with Coat Rod, One Adjustable Shelf, One Fixed Shelf, and Three 12"H Drawers								
23⅛"	24"	24"	65½"	Not required	**RFF24245LV__**	$2965	$3167	$3563	$3707

▶ **Specification Information, continued on next page**

▶ Specification Information, continued from previous page

Tip: Height dimension listed is for units with 1" top. Overall height will vary if another top is selected.

Tip: Your specification is not complete until you add a suffix to the style number to define the front style (for example, RFF24244LR__ becomes RFF24244LRF for flush steel front).

Specification Information

Dimensions D		W	H	Counterweight Package	Style Number	U.S. Base Prices			
Flush Steel Front	Proud Steel/ Lam/ Wood Front					Flush Steel Front Suffix F	Proud Steel Front Suffix P	Proud Lam Front Suffix L	Proud Wood Front Suffix W
65½"H Tower with Door Hinged on Left, continued									
Partition with Coat Rod, Two Adjustable Shelves, One Fixed Shelf, and Two 12"H Drawers									
23⅛"	24"	24"	65½"	Not required	**RFF24245LW__** Use style number RFF24245LLL for proud laminate front.	$2897	$3099	$3495	$3639
65½"H Tower with Door Hinged on Right									
Partition with Coat Rod, One Fixed Shelf, and Four 12"H Drawers									
23⅛"	24"	24"	65½"	Not required	**RFF24245RU__**	$3037	$3239	$3635	$3779
Partition with Coat Rod, One Adjustable Shelf, One Fixed Shelf, and Three 12"H Drawers									
23⅛"	24"	24"	65½"	Not required	**RFF24245RV__**	$2965	$3167	$3563	$3707
Partition with Coat Rod, Two Adjustable Shelves, One Fixed Shelf, and Two 12"H Drawers									
23⅛"	24"	24"	65½"	Not required	**RFF24245RW__** Use style number RFF24245RLL for proud laminate front.	$2897	$3099	$3495	$3639

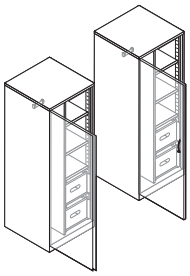

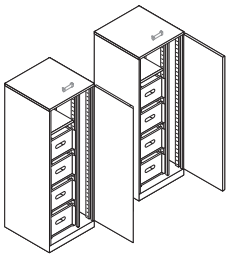

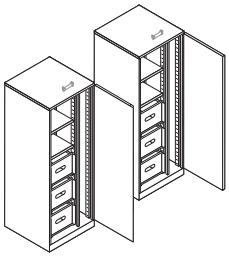

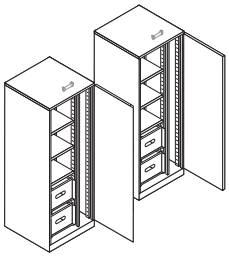

For Canadian Pricing
Multiply U.S. Price by the Canadian price factor.
▶ See page 1 for details.

Universal Vertical Drawer Towers

with Flush Steel, Proud Steel, Proud Laminate, or Proud Wood Fronts

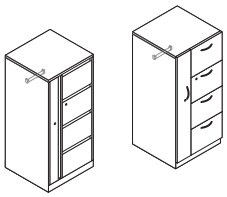

Standard Includes	Required to Specify
▶ Need help? Product details, page 80 • Tower: paint price group 1 • 1"H top: paint to match tower • Integral pulls on units with flush steel fronts • Pulls: metal • Hinged door on units with flush steel or proud steel fronts: paint to match tower • Hinged door on units with proud laminate fronts: laminate price group 1 • Hinged door on units with proud wood fronts: wood group 1 veneer • Lift-up door with fixed shelf on 65½"H units with flush steel fronts: paint to match tower • Lift-up door with fixed shelf on 65½"H units with proud laminate fronts: laminate price group 1 • Lift-up door with fixed shelf on 65½"H units with proud wood fronts: wood group 1 veneer • Lock, keyed random: 9201 Polished Chrome • Drawer body: black only • Drawer suspensions: black only • Two box drawer dividers and one pencil tray in units with 6"H box drawers: black only • Coat rod: black • Four adjustable leveling glides • Ganging hardware • Counterweight package, if selected	1 Style number with appropriate front style suffix in the space provided **F** Flush steel front **P** Proud steel front **L** Proud laminate front **W** Proud wood front 2 Paint color number for tower 3 Laminate color number for door and drawer fronts, if proud laminate front selected 4 Wood color number for door and drawer fronts, if proud wood front selected 5 Pull (see below under required selections) 6 Metal color number for pulls, if proud steel, proud laminate, or proud wood front selected 7 Options, if selected (see below) ▶ See *Surface Materials,* page 432.

Required Selections

Pulls

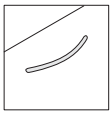
Contemporary

Handle

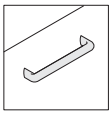
Jazz

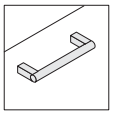
Bar

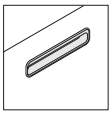
c:scape

	Options	U.S. Price	Required to Specify
Surface Materials	• Paint price group 1	No cost	Specify paint color number.
	• Paint price group 2	+$ 80	Specify paint color number.
	• Paint price group 3	+$138	Specify paint color number.
	• Laminate price group 1 on proud laminate fronts	Prices at right	Specify laminate color number.
	• Laminate price group 2 on proud laminate fronts	See information at left	Specify laminate color number.
	• Open Line laminate on proud laminate fronts	+$ 74 plus cost of laminate	▶ See *Surface Materials Reference Manual.*
	• Wood group 2 on proud wood fronts	See information at left	Specify wood color number.
	• Wood group 3 on proud wood fronts	See information at left	Specify wood color number.
	• Customiz stain on proud wood fronts	No cost	Specify *with Customiz stain.* ▶ See *Surface Materials Reference Manual.*

For wood group 2, wood group 3, and laminate price group 2 pricing, *please refer to the electronic catalog or SmartTools.*

▶ **Options, continued on next page**

For Canadian Pricing
Multiply U.S. Price by the Canadian price factor.
▶ See page 1 for details.

▶ **Options, continued from previous page**

Tip: Laminate and wood veneer tops are 3/16" taller than other tops and will add 3/16" to overall case height.

For wood group 2, wood group 3, and laminate price group 2 pricing, *please refer to the electronic catalog or SmartTools.*

Tip: If wood veneer top option is selected, wood veneer top color will default to match wood front.

Tip: Counterweight packages are required to ensure product stability and are ordered as an option or separately. Product specification pages indicate the correct counterweight package for each style number and any exceptions where counterweights are not required.
▶ See *Counterweight Requirements for Storage Products,* pages 7–14.

	Options	U.S. Price	Required to Specify
Tops for Flush Steel Front, Proud Steel Front, Proud Laminate Front, and Proud Wood Front	**Laminate top**		
	• Square edge laminate group 1 top	+$145	Specify *with laminate top* and indicate laminate color number for top and plastic color number for edges.
	• Square edge laminate price group 2 top	See information at left	Specify *with laminate top* and indicate laminate color number for top and plastic color number for edges.
	• Open Line laminate on laminate top	+$ 74 plus cost of laminate	▶ See *Surface Materials Reference Manual.*
	Wood veneer top		
	• Wood group 1 veneer top	+$437	Specify *with wood veneer top* and indicate wood color number.
	• Wood group 2 veneer top	See information at left	Specify *with wood veneer top* and indicate wood color number.
	• Wood group 3 veneer top	See information at left	Specify *with wood veneer top* and indicate wood color number.
	• Customiz stain on wood veneer top on units with flush steel or proud steel fronts	No cost	Specify *with Customiz stain.* ▶ See *Surface Materials Reference Manual.*
Counterweights	**52"H towers**		
	• No counterweight	No cost	Specify *without counterweight.*
	• Tower package 1	No cost	Specify *with counterweight.*
	• Tower package 3	No cost	Specify *with counterweight.*
Pulls	**Proud steel, laminate, or wood fronts**		
	• Contemporary	No cost	Specify *with contemporary pull.*
	• Handle	No cost	Specify *with handle pull.*
	• Jazz	+$ 20 per pull	Specify *with jazz pull.*
	• Bar	+$ 29 per pull	Specify *with bar pull.*
	Proud steel fronts only		
	• c:scape	+$ 33 per pull	Specify *with c:scape pull.*
Lock and Keying	**Lock**		
	• Ember Chrome	No cost	Specify *with 9250 Ember Chrome lock.*
	Keying		
	• Factory- and field-installed keying		▶ Page 444
Related Products	• Field-installed tops		▶ Page 335
	• Storage accessories		▶ Page 350

▶ **Specification Information, on next page**

For Canadian Pricing
Multiply U.S. Price by the Canadian price factor.
▶ See page 1 for details.

▶ **Options, on previous page**

Tip: Height dimension listed is for units with 1" top. Overall height will vary if another top is selected.

Tip: Your specification is not complete until you add a suffix to the style number to define the front style (for example, RVD24244LA__ becomes RVD24244LAF for flush steel front).

Specification Information

Tower with Door Hinged on Left

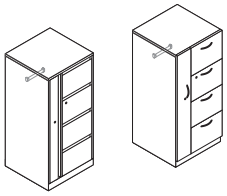

Four 12"H Drawers

Dimensions D		W	H	Counterweight Package	Style Number	U.S. Base Prices Flush Steel Front Suffix F	Proud Steel Front Suffix P	Proud Lam Front Suffix L	Proud Wood Front Suffix W
23⅛"	24"	24"	52"	Tower package 1	**RVD24244LA__**	$2415	$2713	$3056	$3200
29⅛"	30"	24"	52"	Tower package 3	**RVD30244LA__**	$2661	$2959	$3302	$3446

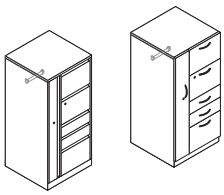

Three 12"H Drawers and Two 6"H Drawers

23⅛"	24"	24"	52"	Tower package 1	**RVD24244LB__**	$2619	$2917	$3260	$3404
29⅛"	30"	24"	52"	Tower package 3	**RVD30244LB__**	$2866	$3164	$3507	$3651

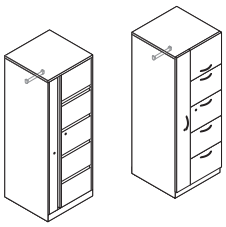

Four 12"H Drawers and One 13½"H Lift-Up Door with Fixed Shelf

23⅛"	24"	24"	65½"	Not required	**RVD24245LC__**	$2849	$3195	$3490	$3634
29⅛"	30"	24"	65½"	Not required	**RVD30245LC__**	$3138	$3484	$3779	$3923

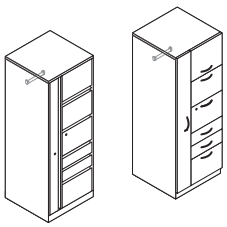

Three 12"H Drawers, Two 6"H Drawers, and One 13½"H Lift-Up Door with Fixed Shelf

23⅛"	24"	24"	65½"	Not required	**RVD24245LD__**	$3051	$3397	$3692	$3836
29⅛"	30"	24"	65½"	Not required	**RVD30245LD__**	$3344	$3690	$3985	$4129

▶ **Specification Information, continued on next page**

For Canadian Pricing
Multiply U.S. Price by the Canadian price factor.
▶ See page 1 for details.

▶Specification Information, continued from previous page

Tip: Height dimension listed is for units with 1" top. Overall height will vary if another top is selected.

Tip: Your specification is not complete until you add a suffix to the style number to define the front style (for example, RVD24244LA__ becomes RVD24244LAF for flush steel front).

Specification Information

Tower with Door Hinged on Right

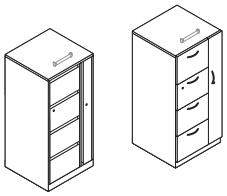

Dimensions D	Dimensions W	Dimensions H	Counterweight Package	Style Number	U.S. Base Prices Flush Steel Front Suffix F	Proud Steel/Lam/Wood Front Suffix P	Proud Lam Front Suffix L	Proud Wood Front Suffix W
Four 12"H Drawers								
23⅛"	24"	24"	52"	Tower package 1	**RVD24244RA__**	$2415	$2713	$3056	$3200
29⅛"	30"	24"	52"	Tower package 3	**RVD30244RA__**	$2661	$2959	$3302	$3446

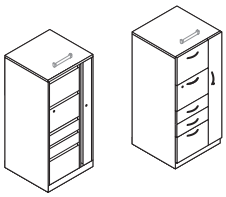

Three 12"H Drawers and Two 6"H Drawers									
23⅛"	24"	24"	52"	Tower package 1	**RVD24244RB__**	$2619	$2917	$3260	$3404
29⅛"	30"	24"	52"	Tower package 3	**RVD30244RB__**	$2866	$3164	$3507	$3651

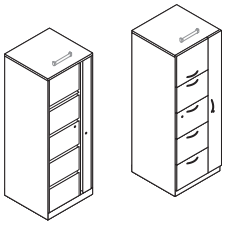

Four 12"H Drawers and One 13½"H Lift-Up Door with Fixed Shelf									
23⅛"	24"	24"	65½"	Not required	**RVD24245RC__**	$2849	$3195	$3490	$3634
29⅛"	30"	24"	65½"	Not required	**RVD30245RC__**	$3138	$3484	$3779	$3923

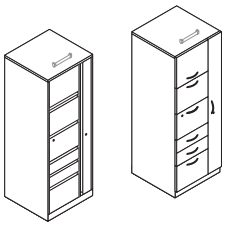

Three 12"H Drawers, Two 6"H Drawers, and One 13½"H Lift-Up Door with Fixed Shelf									
23⅛"	24"	24"	65½"	Not required	**RVD24245RD__**	$3051	$3397	$3692	$3836
29⅛"	30"	24"	65½"	Not required	**RVD30245RD__**	$3344	$3690	$3985	$4129

For Canadian Pricing
Multiply U.S. Price by the Canadian price factor.
▶See page 1 for details.

Universal Workstation Verticals

with Flush Steel, Proud Steel, Proud Laminate, or Proud Wood Fronts

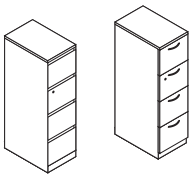

	Standard Includes	Required to Specify
▶Need help? Product details, page 80	• Vertical: paint price group 1 • 1"H top: paint to match tower • Door and drawer fronts on units with proud laminate price group 1 fronts, if selected: laminate price group 1 • Door and drawer fronts on units with proud wood fronts, if selected: wood group 1 veneer • Integral pulls on units with flush steel fronts • Pulls: metal • Lift-up door with fixed shelf on 65½"H units with proud laminate fronts: laminate price group 1 • Lift-up door with fixed shelf on 65½"H units with flush steel fronts: paint to match tower • Lift-up door with fixed shelf on 65½"H units with proud wood fronts: wood group 1 veneer • Central lock, keyed random: 9201 Polished Chrome • Drawer body: black only • Drawer suspensions: black only • One pencil tray in units with 6"H box drawers: black only • Four adjustable leveling glides • Ganging hardware • Counterweight package, if selected	1 Style number with appropriate front style suffix in the space provided **F** Flush steel front **P** Proud steel front **L** Proud laminate front **W** Proud wood front 2 Paint color number for tower 3 Laminate color number for drawer fronts, if proud laminate front selected 4 Wood color number for drawer fronts, if proud wood front selected 5 Pull (see below under required selections) 6 Metal color number for pulls, if proud steel, proud laminate, or proud wood front selected 7 Options, if selected (see below) ▶See *Surface Materials,* page 432.

Required Selections

Pulls

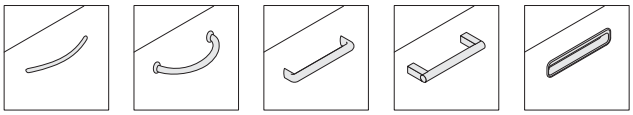

Contemporary | Handle | Jazz | Bar | c:scape

	Options	U.S. Price	Required to Specify
Surface Materials	• Paint price group 1	No cost	Specify paint color number.
	• Paint price group 2	+$ 80	Specify paint color number.
	• Paint price group 3	+$138	Specify paint color number.
	• Laminate price group 1 on proud laminate fronts	Prices at right	Specify laminate color number.
	• Laminate price group 2 on proud laminate fronts	See information at left	Specify laminate color number.
	• Open line laminate on proud laminate fronts	+$ 74 plus cost of laminate	▶See *Surface Materials Reference Manual.*
	• Wood group 2 on proud wood fronts	See information at left	Specify wood color number.
	• Wood group 3 on proud wood fronts	See information at left	Specify wood color number.
	• Customiz stain on proud wood fronts	No cost	Specify *with Customiz stain.* ▶See *Surface Materials Reference Manual.*
Tops for Flush Steel Front, Proud Steel Front, Proud Laminate Front, and Proud Wood Front	**Laminate top**		
	• Square edge laminate price group 1 top	+$145	Specify *with laminate top* and indicate laminate color number for top and plastic color number for edges.
	• Square edge laminate price group 2 top	See information at left	Specify *with laminate top* and indicate laminate color number for top and plastic color number for edges.
	• Open Line laminate on laminate top	+$ 74 plus cost of laminate	▶See *Surface Materials Reference Manual.*

For wood group 2, wood group 3, and laminate price group 2 pricing, *please refer to the electronic catalog or SmartTools.*

Tip: Laminate and wood veneer tops are 3/16" taller than other tops and will add 3/16" to overall case height.

▶**Options, continued on next page**

For Canadian Pricing
Multiply U.S. Price by the Canadian price factor.
▶See page 1 for details.

▶ **Options, continued from previous page**

Tip: If wood veneer top option is selected, wood veneer top color will default to match wood front.

Tip: Counterweight packages are required to ensure product stability and are ordered as an option or separately. Product specification pages indicate the correct counterweight package for each style number and any exceptions where counterweights are not required.
▶ See *Counterweight Requirements for Storage Products,* pages 7–14.

Tip: Individual locking drawer option is not available on verticals with 6"H drawers.

Tip: Height dimension listed is for units with 1" top. Overall height will vary if another top is selected.

Tip: Your specification is not complete until you add a suffix to the style number to define the front style (for example, RWV2415A__ becomes RWV2415AF for flush steel front).

	Options	U.S. Price	Required to Specify
Tops for Flush Steel Front, Proud Steel Front, Proud Laminate Front, and Proud Wood Front	**Wood veneer top**		
	• Wood group 1 veneer top	+$437	Specify *with wood veneer top* and indicate wood color number.
	• Wood group 2 veneer top	See information at left	Specify *with wood veneer top* and indicate wood color number.
	• Wood group 3 veneer top	See information at left	Specify *with wood veneer top* and indicate wood color number.
	• Customiz stain on wood veneer top on units with flush steel or proud steel fronts	No cost	Specify *with Customiz stain.* ▶ See *Surface Materials Reference Manual.*
Counterweights	• Tower package 1	+$114	Specify *with counterweight.*
	• Tower package 3	+$114	Specify *with counterweight.*
Pulls	**Proud steel, laminate, or wood fronts**		
	• Contemporary	No cost	Specify *with contemporary pull.*
	• Handle	No cost	Specify *with handle pull.*
	• Jazz	+$ 20 per pull	Specify *with jazz pull.*
	• Bar	+$ 29 per pull	Specify *with bar pull.*
	Proud steel fronts only		
	• c:scape	+$ 33 per pull	Specify *with c:scape pull.*
Lock and Keying	**Lock**		
	• Ember Chrome	No cost	Specify *with 9250 Ember Chrome lock.*
	Individual locking drawers		
	• For use when limiting drawer access	+$417	Specify *with individual lock.*
	Keying		
	• Factory- and field-installed keying		▶ Page 444
Related Products	• Field-installed tops		▶ Page 335
	• Storage accessories		▶ Page 350

Specification Information

Dimensions D Flush Steel Front	Dimensions D Proud Steel/Lam/Wood Front	W	H	Counterweight Package	Style Number	U.S. Base Prices Flush Steel Front Suffix F	Proud Steel Front Suffix P	Proud Lam Front Suffix L	Proud Wood Front Suffix W
Four 12"H Drawers									
23⅛"	24"	15"	52"	Tower package 1	**RWV24154A__**	$1743	$1944	$2337	$2481
29⅛"	30"	15"	52"	Tower package 3	**RWV30154A__**	$1924	$2125	$2518	$2662
Three 12"H Drawers and Two 6"H Drawers									
23⅛"	24"	15"	52"	Tower package 1	**RWV24154B__**	$1945	$2146	$2539	$2683
29⅛"	30"	15"	52"	Tower package 3	**RWV30154B__**	$2129	$2330	$2723	$2867

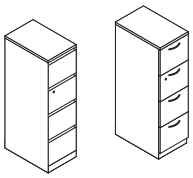

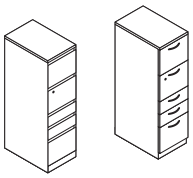

▶ **Specification Information, continued on next page**

▶Specification Information, continued from previous page

Specification Information

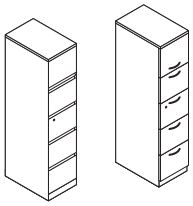

Four 12"H Drawers and One 13½"H Lift-Up Door with Fixed Shelf

Dimensions D Flush Steel Front	Dimensions D Proud Steel/ Lam/ Wood Front	Dimensions W	Dimensions H	Counterweight Package	Style Number	U.S. Base Prices Flush Steel Front Suffix F	U.S. Base Prices Proud Steel Front Suffix P	U.S. Base Prices Proud Lam Front Suffix L	U.S. Base Prices Proud Wood Front Suffix W
23⅛"	24"	15"	65½"	Tower package 1	**RWV24155C__**	$2069	$2322	$2663	$2807
29⅛"	30"	15"	65½"	Not required	**RWV30155C__**	$2282	$2535	$2876	$3020

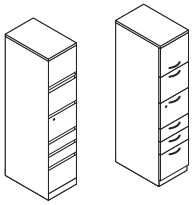

Three 12"H Drawers, Two 6"H Drawers, and One 13½"H Lift-Up Door with Fixed Shelf

23⅛"	24"	15"	65½"	Tower package 1	**RWV24155D__**	$2272	$2525	$2866	$3010
29⅛"	30"	15"	65½"	Not required	**RWV30155D__**	$2483	$2736	$3077	$3221

For Canadian Pricing
Multiply U.S. Price by the Canadian price factor.
▶See page 1 for details.

Universal Lateral Files

with Flush Steel, Proud Steel, Proud Laminate, or Proud Wood Fronts

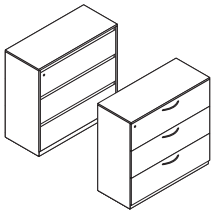

	Standard Includes	Required to Specify
▶ Need help? Product details, page 84	• Lateral file: paint price group 1 • 1"H top on units with flush steel or proud steel fronts: paint to match file • 1 3/16"H top and drawer fronts on units with proud laminate fronts: laminate price group 1 • 1 3/16"H top and drawer fronts on units with proud wood fronts: wood group 1 veneer • Integral pulls on units with flush steel front • Pulls: metal • Lift-up door with fixed shelf on 65½"H units with flush steel or proud steel front: paint price group 1 • Lift-up door with fixed shelf on 65½"H units with proud laminate fronts: laminate price group 1 • Lift-up door with fixed shelf on 65½"H units with proud wood fronts: wood group 1 veneer • Central lock, keyed random: 9201 Polished Chrome • One label holder per drawer: clear plastic • Drawer body: black only • Drawer suspensions: black only • One hanging folder bar per drawer on 18"D units • Two rails per drawer on 24"D units • One hanging folder bar and three dividers on roll-out shelf, if selected • Four adjustable leveling glides • Ganging hardware • Counterweight package, if selected	1 Style number with appropriate front style suffix in the space provided **F** Flush steel front **P** Proud steel front **L** Proud laminate front **W** Proud wood front 2 Paint color number for file 3 Laminate color number for top and drawer fronts, if proud laminate front selected 4 Wood color number for top and drawer fronts, if proud wood front selected 5 Pull (see below under required selections) 6 Metal color number for pulls, if proud steel, proud laminate,or proud wood front selected 7 Options, if selected (see below) ▶ See *Surface Materials,* page 432.

Required Selections

Pulls

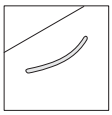
Contemporary

Handle

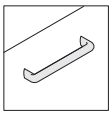
Jazz

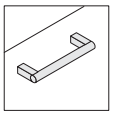
Bar

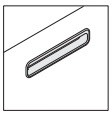
c:scape

	Options	U.S. Price	Required to Specify
Surface Materials	• Paint price group 1	No cost	Specify paint color number.
	• Paint price group 2	+$ 80	Specify paint color number.
	• Paint price group 3	+$138	Specify paint color number.
	• Laminate price group 1 on proud laminate fronts	Prices at right	Specify laminate color number.
	• Laminate price group 2 on proud laminate fronts	See information at left	Specify laminate color number.
	• Open Line laminate on proud laminate fronts	+$ 74 plus cost of laminate	▶ See *Surface Materials Reference Manual.*
	• Wood group 2 on proud wood fronts	See information at left	Specify wood color number.
	• Wood group 3 on proud wood fronts	See information at left	Specify wood color number.
	• Customiz stain on proud wood fronts	No cost	Specify *with Customiz stain.* ▶ See *Surface Materials Reference Manual.*
Tops for Flush Steel Front and Proud Steel Front	**No top on 40"H or 52"H** • For use under a worksurface or beneath a common top	–$104	Specify *with no top.*

▶ **Options, continued on next page**

For wood group 2, wood group 3, and laminate price group 2 pricing, *please refer to the electronic catalog or SmartTools.*

For Canadian Pricing
Multiply U.S. Price by the Canadian price factor.
▶ See page 1 for details.

▶ **Options, continued from previous page**

Tip: Laminate and wood veneer tops are 3/16" taller than other tops and will add 3/16" to overall case height.

For wood group 2, wood group 3, and laminate price group 2 pricing, *please refer to the electronic catalog or SmartTools.*

Tip: Full-fill finish (option) is available on field-installed tops only.
▶Page 335

	Options	U.S. Price	Required to Specify
Tops for Flush Steel Front and Proud Steel Front, continued	**Laminate top**		
	• Square edge laminate price group 1 top	+$145	Specify *with laminate top* and indicate laminate color number for top and plastic color number for edges.
	• Square edge laminate price group 2 top	See information at left	Specify *with laminate top* and indicate laminate color number for top and plastic color number for edges.
	• Open Line laminate on laminate top	+$ 74 plus cost of laminate	▶ See *Surface Materials Reference Manual.*
	Wood veneer top		
	• Wood group 1 veneer top	+$437	Specify *with wood veneer top* and indicate wood color number.
	• Wood group 2 veneer top	See information at left	Specify *with wood veneer top* and indicate wood color number.
	• Wood group 3 veneer top	See information at left	Specify *with wood veneer top* and indicate wood color number.
	• Customiz stain on wood veneer top	No cost	Specify *with Customiz stain.* ▶ See *Surface Materials Reference Manual*
Tops for Proud Laminate Front	**No top**		
	• For use with a cushion top	–$292	Specify *with no top.*
	Laminate top		
	• Laminate price group 1 on laminate top	No cost	Specify laminate color number.
	• Laminate price group 2 on laminate top	See information at left	Specify laminate color number.
	• Open line laminate on laminate top	+$ 74 plus cost of laminate	▶ See *Surface Materials Reference Manual*
	Wood veneer top		
	• Wood group 1 veneer top	+$249	Specify wood color number.
	• Wood group 2 veneer top	See information at left	Specify wood color number.
	• Wood group 3 veneer top	See information at left	Specify wood color number.
	• Customiz stain	No cost	Specify with *Customiz stain.* ▶ See *Surface Materials Reference Manual*
Tops for Proud Wood Front	**No top on 40"H or 52"H**		
	• For use under a worksurface or beneath a common top	–$541	Specify *with no top.*
	Laminate top		
	• Square edge laminate price group 1 top	–$292	Specify *with laminate top* and indicate laminate color number for top and plastic color number for edges.
	• Square edge laminate price group 2 top	See information at left	Specify *with laminate top* and indicate laminate color number for top and plastic color number for edges.
	• Open Line laminate on laminate top	+$ 74 plus cost of laminate	▶ See *Surface Materials Reference Manual.*
	Wood veneer top		
	• Wood group 2	See information at left	Specify wood color number.
	• Wood group 3	See information at left	Specify wood color number.
Drawer Interiors	• HF bar for use on 24"D units only	+$ 15	Specify *with HF bar.*
	• Divider package	+$ 29	Specify *with divider package.*
	• Rails for use on 18"D units only	+$ 36	Specify *with rails.*
Lift-Up Door With Roll-Out Shelf	**65½"H flush steel front files only**		
	• On 18"D files	+$ 47	Specify *with roll-out shelf.*
	• On 24"D files	+$ 66	Specify *with roll-out shelf.*

▶ **Options, continued on next page**

Tip: Laminate and wood veneer tops are 3/16" taller than other tops and will add 3/16" to overall case height.

For Canadian Pricing
Multiply U.S. Price by the Canadian price factor.
▶See page 1 for details.

Universal Storage

▶**Options, continued from previous page**

	Options	U.S. Price	Required to Specify
Pulls	**Proud steel, laminate, or wood fronts**		
	• Contemporary	No cost	Specify *with contemporary pull.*
	• Handle	No cost	Specify *with handle pull.*
	• Jazz	+$ 20 per pull	Specify *with jazz pull.*
	• Bar	+$ 29 per pull	Specify *with bar pull.*
	Proud steel fronts only		
	• c:scape	+$ 33 per pull	Specify *with c:scape pull.*
Counterweights	• Package 1	+$128	Specify *with counterweight.*
	• Package 2	+$128	Specify *with counterweight.*
	• Package 3	+$128	Specify *with counterweight.*
	• Package 4	+$167	Specify *with counterweight.*
Lock and Keying	**Lock**		
	• Ember Chrome	No cost	Specify *with 9250 Ember Chrome lock.*
	Individual locking drawers on 18"D file		
	• With three drawers	+$278	Specify *with individual lock.*
	• With four drawers	+$417	Specify *with individual lock.*
	Individual locking drawers on 24"D file		
	• With three drawers	+$310	Specify *with individual lock.*
	• With four drawers	+$465	Specify *with individual lock.*
	Keying		
	• Factory- and field-installed keying		▶Page 444
Related Products	• Field-installed tops		▶Page 335
	• Storage accessories		▶Page 350
	• Bookends		▶Page 353
	• Counterweight packages		▶Page 355

Tip: Counterweight packages are required to ensure product stability and are ordered as an option or separately. Product specification pages indicate the correct counterweight package for each style number and any exceptions where counterweights are not required.
▶See *Counterweight Requirements for Storage Products,* pages 7–14.

Tip: 65½"H files with individual lock option do not have a lock in the lift-up door. Lift-up door is locked by the drawer below.

Tip: Height dimension listed is for units with 1" top. Overall height will vary if another top is selected.

Tip: Your specification is not complete until you add a suffix to the style number to define the front style (for example, RLF18363__ becomes RLF18363F for flush steel front).

Specification Information

Dimensions D: Flush Steel Front	Dimensions D: Proud Steel/Lam/Wood Front	W	H	Counterweight Package	Style Number	U.S. Base Prices: Flush Steel Front Suffix F	Proud Steel Front Suffix P	Proud Lam Front Suffix L	Proud Wood Front Suffix W
Three 12"H Drawers									
18"	18⅞"	30"	40"	Package 3	**RLF18303__**	$1296	$1451	$1985	$2548
18"	18⅞"	36"	40"	Package 3	**RLF18363__**	$1506	$1690	$2187	$2750
18"	18⅞"	42"	40"	Package 3	**RLF18423__**	$1705	$1912	$2324	$2887
23⅛"	24"	30"	40"	Package 2	**RLF24303__**	$1659	$1860	$2353	$2916
23⅛"	24"	36"	40"	Package 2	**RLF24363__**	$1894	$2123	$2603	$3166
Four 12"H Drawers									
18"	18⅞"	30"	52"	Package 3	**RLF18304__**	$1694	$1899	$2582	$3145
18"	18⅞"	36"	52"	Package 4	**RLF18364__**	$1970	$2206	$2855	$3418
18"	18⅞"	42"	52"	Package 4	**RLF18424__**	$2227	$2497	$3120	$3683
23⅛"	24"	30"	52"	Package 2	**RLF24304__**	$2125	$2383	$3078	$3641
23⅛"	24"	36"	52"	Package 3	**RLF24364__**	$2472	$2775	$3412	$3975

▶**Specification Information, continued on next page**

▶ Specification Information, continued from previous page

Specification Information

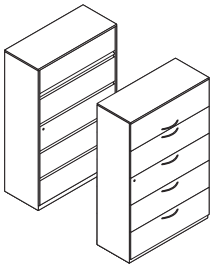

Four 12"H Drawers and One 13½"H Lift-Up Door with Fixed Shelf

Dimensions D Flush Steel Front	Dimensions D Proud Steel/ Lam/ Wood Front	Dimensions W	Dimensions H	Counterweight Package	Style Number	U.S. Base Prices Flush Steel Front Suffix F	U.S. Base Prices Proud Steel Front Suffix P	U.S. Base Prices Proud Lam Front Suffix L	U.S. Base Prices Proud Wood Front Suffix W
18"	18⅞"	30"	65½"	Package 2	**RLF18305__**	$2033	$2276	$3003	$3566
18"	18⅞"	36"	65½"	Package 2	**RLF18365__**	$2360	$2646	$3332	$3895
18"	18⅞"	42"	65½"	Package 3	**RLF18425__**	$2666	$2990	$3656	$4219
23⅛"	24"	30"	65½"	Package 1	**RLF24305__**	$2550	$2862	$3601	$4164
23⅛"	24"	36"	65½"	Package 1	**RLF24365__**	$2962	$3321	$4009	$4572

For Canadian Pricing
Multiply U.S. Price by the Canadian price factor.
▶ See page 1 for details.

Universal Combination Cabinets

with Flush Steel, Proud Steel, Proud Laminate, or Proud Wood Fronts

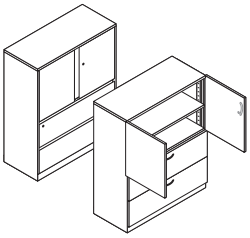

▶ Need help? Product details, page 88

Standard Includes

- Combination cabinet: paint price group 1
- 1"H top on units with flush steel or proud steel front: paint to match cabinet
- 1 3/16"H top on units with proud laminate front: paint price group 1 to match cabinet
- 1 3/16"H top and drawer fronts on units with proud wood front: wood group 1 veneer
- Drawer fronts on units with proud laminate fronts: laminate price group 1
- Integral pulls on units with flush steel front
- Pulls: metal
- Hinged doors on units with flush steel or proud steel front, if selected: paint price group 1
- Hinged doors on units with proud laminate fronts: laminate price group 1
- Hinged doors on units with proud wood fronts, if selected: wood group 1 veneer
- Individual lock on door, keyed random: 9201 Polished Chrome
- Central lock on drawers, keyed random: 9201 Polished Chrome
- One label holder per drawer: clear plastic
- Adjustable shelves: paint to match cabinet
- Brackets for adjustable shelves: black
- Drawer body: black only
- Drawer suspensions: black only
- One hanging folder bar per drawer on 18"D units
- Two rails per drawer on 24"D units
- Four adjustable leveling glides
- Ganging hardware
- Counterweight package, if selected

Required to Specify

1 Style number with appropriate front style suffix in the space provided
- **F** Flush steel front
- **P** Proud steel front
- **L** Proud laminate front
- **W** Proud wood front

2 Paint color number for cabinet
3 Laminate color number for drawer fronts and hinged door fronts, if proud laminate front selected
4 Wood color number for drawer fronts, hinged door fronts, and top, if proud wood front selected
5 Pull (see below under required selections)
6 Metal color number for pulls, if proud steel, proud laminate, or proud wood front selected
7 Options, if selected (see below)

▶ See *Surface Materials,* page 432.

Required Selections

Pulls

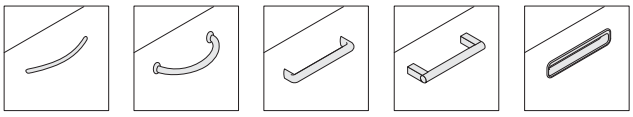

Contemporary | Handle | Jazz | Bar | c:scape

	Options	U.S. Price	Required to Specify
Surface Materials	**52"H or 65 1/2"H cabinets**		
	• Paint price group 1	No cost	Specify paint color number.
	• Paint price group 2	+$ 80	Specify paint color number.
	• Paint price group 3	+$138	Specify paint color number.
	• Laminate price group 1 on proud laminate fronts	Prices at right	Specify laminate color number.
	• Laminate price group 2 on proud laminate fronts	See information at left	Specify laminate color number.
	• Open Line laminate on laminate fronts	+$ 74 plus cost of laminate	▶ See *Surface Materials Reference Manual.*
	• Wood group 2 on proud wood fronts	See information at left	Specify wood color number.
	• Wood group 3 on proud wood fronts	See information at left	Specify wood color number.
	• Customiz stain on proud wood fronts	No cost	Specify *with Customiz stain.* ▶ See *Surface Materials Reference Manual.*
	83 1/2"H cabinets		
	• Paint price group 1	No cost	Specify paint color number.
	• Paint price group 2	+$121	Specify paint color number.
	• Paint price group 3	+$205	Specify paint color number.

For wood group 2, wood group 3, and laminate price group 2 pricing, *please refer to the electronic catalog or SmartTools.*

For Canadian Pricing
Multiply U.S. Price by the Canadian price factor.
▶ See page 1 for details.

▶ **Options, continued on next page**

Tip: Laminate and wood veneer tops are 3⁄16" taller than other tops and will add 3⁄16" to overall case height.

For wood group 2, wood group 3, and laminate price group 2 pricing, *please refer to the electronic catalog or SmartTools.*

▶ **Options, continued from previous page**

	Options	U.S. Price	Required to Specify
Surface Materials, continued	**83½"H cabinets, continued**		
	• Laminate price group 1 on proud laminate fronts	Prices at right	Specify laminate color number.
	• Laminate price group 2 on proud laminate fronts	Prices at right	Specify laminate color number.
	• Open Line laminate on	+$ 74 laminate fronts	▶ See *Surface Materials Reference Manual.* plus cost of laminate
	• Wood group 2 on proud wood fronts	See information at left	Specify wood color number.
	• Wood group 3 on proud wood fronts	See information at left	Specify wood color number.
	• Customiz stain on proud wood fronts	No cost	Specify *with Customiz stain.* ▶ See *Surface Materials Reference Manual.*
Tops for Flush Steel Front and Proud Steel Front	**No top on 52"H**		
	• For use under a worksurface or beneath a common top	–$104	Specify *with no top.*
	Laminate top		
	• Square edge laminate price group 1 top	+$145	Specify *with laminate top* and indicate laminate color number for top and plastic color number for edges.
	• Square edge laminate price group 2 top	See information at left	Specify *with laminate top* and indicate laminate color number for top and plastic color number for edges.
	• Open Line laminate on laminate top	+$ 74 plus cost of laminate	▶ See *Surface Materials Reference Manual.*
	Wood veneer top		
	• Wood group 1 veneer top	+$437	Specify *with wood veneer top* and indicate wood color number.
	• Wood group 2 veneer top	See information at left	Specify *with wood veneer top* and indicate wood color number.
	• Wood group 3 veneer top	See information at left	Specify *with wood veneer top* and indicate wood color number.
	• Customiz stain on wood veneer top	No cost	Specify *with Customiz stain.* ▶ See *Surface Materials Reference Manual*
Tops for Proud Wood Front	**No top on 52"H**		
	• For use under a worksurface or beneath a common top	–$541	Specify *with no top.*
	Laminate top		
	• Square edge laminate price group 1 top	–$292	Specify *with laminate top* and indicate laminate color number for top and plastic color number for edges.
	• Square edge laminate price group 2 top	See information at left	Specify *with laminate top* and indicate laminate color number for top and plastic color number for edges.
	• Open Line laminate on laminate top	+$ 74 plus cost of laminate	▶ See *Surface Materials Reference Manual.*
Tops for Proud Laminate Front	**No top on 52"H**		
	• For use under a worksurface or beneath a common top	No cost	Specify *with no top.*
	Laminate top		
	• Square edge laminate price group 1 top	+$292	Specify *with laminate top* and indicate laminate color number for top and plastic color number for edges.
	• Square edge laminate price group 2 top	See information at left	Specify *with laminate top* and indicate laminate color number for top and plastic color number for edges.
	• Open Line laminate on laminate top	+$ 74 plus cost of laminate	▶ See *Surface Materials Reference Manual.*

Tip: Laminate front cabinets do not default to a laminate top.

For Canadian Pricing
Multiply U.S. Price by the Canadian price factor.
▶ See page 1 for details.

▶ **Options, continued on next page**

For wood group 2, wood group 3, and laminate price group 2 pricing, *please refer to the electronic catalog or SmartTools.*

Tip: Glass doors ship separately and must be installed on site.

Tip: Glass door pulls are not the same design as drawer pulls. On flush-front cabinets, glass door pull color must be specified. On proud-front cabinets, glass door pull color will default to color selected for drawer pulls.

Tip: Counterweight packages are required to ensure product stability and are ordered as an option or separately. Product specification pages indicate the correct counterweight package for each style number and any exceptions where counterweights are not required.
▶See *Counterweight Requirements for Storage Products,* pages 7–14.

▶**Options, continued from previous page**

	Options	U.S. Price	Required to Specify
Tops for Proud Laminate Front, continued	**Wood veneer top**		
	• Wood group 1 veneer top	+$541	Specify *with wood veneer top* and indicate wood color number.
	• Wood group 2 veneer top	See information at left	Specify *with wood veneer top* and indicate wood color number.
	• Wood group 3 veneer top	See information at left	Specify *with wood veneer top* and indicate wood color number.
	• Customiz stain on wood veneer top	No cost	Specify *with Customiz stain.* ▶See *Surface Materials Reference Manual*
Glass Doors	• Frosted glass hinged doors	+$309	Specify *with frosted glass hinged doors.*
Drawer Interiors	• HF bar for use on 24”D units only	+$ 15	Specify *with HF bar.*
	• Divider package	+$ 29	Specify *with divider package.*
	• Rails for use on 18”D units only	+$ 36	Specify *with rails.*
Pulls	**Proud steel, laminate, or wood fronts**		
	• Contemporary	No cost	Specify *with contemporary pull.*
	• Handle	No cost	Specify *with handle pull.*
	• Jazz	+$ 20 per pull	Specify *with jazz pull.*
	• Bar	+$ 29 per pull	Specify *with bar pull.*
	Proud steel fronts only		
	• c:scape	+$ 33 per pull	Specify *with c:scape pull.*
Counter-weights	• Package 1	+$128	Specify *with counterweight.*
	• Package 2	+$128	Specify *with counterweight.*
	• Package 3	+$128	Specify *with counterweight.*
	• Package 4	+$167	Specify *with counterweight.*
	• Package 5	+$233	Specify *with counterweight.*
Lock and Keying	**Lock**		
	• Ember Chrome	No cost	Specify *with 9250 Ember Chrome lock.*
	Individual locking drawers on 18"D file		
	• With two drawers	+$139	Specify *with individual lock.*
	• With three drawers	+$278	Specify *with individual lock.*
	• With four drawers	+$417	Specify *with individual lock.*
	Individual locking drawers on 24"D file		
	• With two drawers	+$155	Specify *with individual lock.*
	• With three drawers	+$310	Specify *with individual lock.*
	• With four drawers	+$465	Specify *with individual lock.*
	Keying		
	• Factory- and field-installed keying		▶Page 444
Related Products	• Field-installed tops		▶Page 335
	• Adjustable steel standard shelves		▶Page 349
	• Storage accessories		▶Page 350
	• Bookends		▶Page 353
	• Counterweight packages		▶Page 355

For Canadian Pricing
Multiply U.S. Price by the Canadian price factor.
▶See page 1 for details.

Tip: Height dimension listed is for units with 1" top. Overall height will vary if another top is selected.

Tip: Your specification is not complete until you add a suffix to the style number to define the front style (for example, RLF18362__ becomes RLF18362F for flush steel front).

Specification Information

Dimensions D		W	H	Counterweight Package	Style Number	U.S. Base Prices			
Flush Steel Front	Proud Steel/ Lam/ Wood Front					Flush Steel Front Suffix F	Proud Steel Front Suffix P	Proud Lam Front Suffix L	Proud Wood Front Suffix W

52"H Single-Case Combination Cabinet

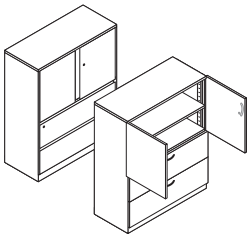

24"H Hinged Doors with One Adjustable Shelf, One Fixed Shelf, and Two 12"H Drawers

18"	18⅞"	30"	52"	Package 3	**RCC18304A__**	$2051	$2359	$2604	$3500
18"	18⅞"	36"	52"	Package 4	**RCC18364A__**	$2264	$2572	$2817	$3713
18"	18⅞"	42"	52"	Package 5	**RCC18424A__**	$2449	$2757	$3002	$3898
23⅛"	24"	30"	52"	Package 3	**RCC24304A__**	$2265	$2573	$2818	$3714
23⅛"	24"	36"	52"	Package 3	**RCC24364A__**	$2499	$2807	$3052	$3948

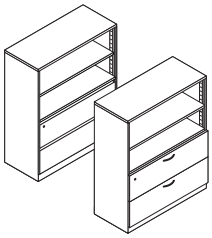

Open Cabinet with One Adjustable Shelf, One Fixed Shelf, and Two 12"H Drawers

18"	18⅞"	30"	52"	Package 3	**RCC18304D__**	$1707	$1939	N.A.	N.A.
18"	18⅞"	36"	52"	Package 4	**RCC18364D__**	$1918	$2150	N.A.	N.A.
18"	18⅞"	42"	52"	Package 5	**RCC18424D__**	$2105	$2337	N.A.	N.A.
23⅛"	24"	30"	52"	Package 3	**RCC24304D__**	$1920	$2152	N.A.	N.A.
23⅛"	24"	36"	52"	Package 3	**RCC24364D__**	$2152	$2384	N.A.	N.A.

65½"H Single-Case Combination Cabinet

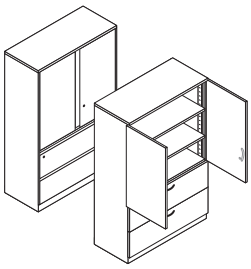

25½"H Hinged Doors with One Adjustable Shelf, One Fixed Shelf, and Three 12"H Drawers

18"	18⅞"	30"	65½"	Package 3	**RCC18305E__**	$2427	$2735	$2980	$3876
18"	18⅞"	36"	65½"	Package 3	**RCC18365E__**	$2676	$2984	$3229	$4125
18"	18⅞"	42"	65½"	Package 4	**RCC18425E__**	$2896	$3204	$3449	$4345
23⅛"	24"	30"	65½"	Package 2	**RCC24305E__**	$2678	$2986	$3231	$4127
23⅛"	24"	36"	65½"	Package 2	**RCC24365E__**	$2950	$3258	$3503	$4399

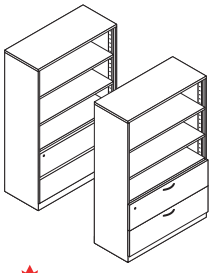

Open Cabinet with One Adjustable Shelf, One Fixed Shelf, and Three 12"H Drawers

18"	18⅞"	30"	65½"	Package 3	**RCC18305H__**	$2080	$2312	N.A.	N.A.
18"	18⅞"	36"	65½"	Package 3	**RCC18365H__**	$2332	$2564	N.A.	N.A.
18"	18⅞"	42"	65½"	Package 4	**RCC18425H__**	$2553	$2785	N.A.	N.A.
23⅛"	24"	30"	65½"	Package 2	**RCC24305H__**	$2333	$2565	N.A.	N.A.
23⅛"	24"	36"	65½"	Package 2	**RCC24365H__**	$2607	$2839	N.A.	N.A.

▶ **Specification Information, continued on next page**

For Canadian Pricing
Multiply U.S. Price by the Canadian price factor.
▶ See page 1 for details.

▶ **Specification Information, continued from previous page**

Tip: Height dimension listed is for units with 1" top. Overall height will vary if another top is selected.

Tip: Your specification is not complete until you add a suffix to the style number to define the front style (for example, RLF18362__ becomes RLF18362F for flush steel front).

Specification Information

Dimensions D		W	H	Counterweight Package	Style Number	U.S. Base Prices			
Flush Steel Front	Proud Steel/ Lam/ Wood Front					Flush Steel Front Suffix F	Proud Steel Front Suffix P	Proud Lam Front Suffix L	Proud Wood Front Suffix W

65½"H Single-Case Combination Cabinet, continued

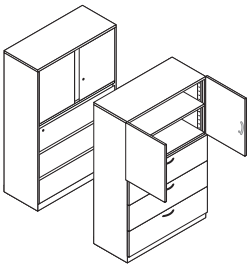

37½"H Hinged Doors with Two Adjustable Shelves, One Fixed Shelf, and Two 12"H Drawers

18"	18⅞"	30"	65½"	Package 2	**RCC18305J__**	$2305	$2613	$2858	$3754
18"	18⅞"	36"	65½"	Package 3	**RCC18365J__**	$2539	$2847	$3092	$3988
18"	18⅞"	42"	65½"	Package 4	**RCC18425J__**	$2743	$3051	$3296	$4192
23⅛"	24"	30"	65½"	Package 2	**RCC24305J__**	$2542	$2850	$3095	$3991
23⅛"	24"	36"	65½"	Package 2	**RCC24365J__**	$2795	$3103	$3348	$4244

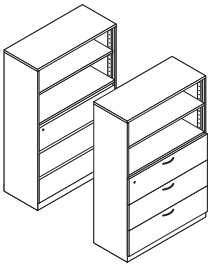

Open Cabinet with Two Adjustable Shelves, One Fixed Shelf, and Two 12"H Drawers

18"	18⅞"	30"	65½"	Package 2	**RCC18305M__**	$1923	$2155	N.A.	N.A.
18"	18⅞"	36"	65½"	Package 3	**RCC18365M__**	$2156	$2388	N.A.	N.A.
18"	18⅞"	42"	65½"	Package 4	**RCC18425M__**	$2367	$2599	N.A.	N.A.
23⅛"	24"	30"	65½"	Package 2	**RCC24305M__**	$2157	$2389	N.A.	N.A.
23⅛"	24"	36"	65½"	Package 2	**RCC24365M__**	$2419	$2651	N.A.	N.A.

83½"H Single-Case Combination Cabinet

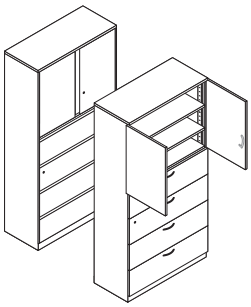

31½"H Hinged Doors with Two Adjustable Shelves, One Fixed Shelf, and Four 12"H Drawers

18"	18⅞"	30"	83½"	Package 1	**RCC18306N__**	$2926	$3308	$3479	$4375
18"	18⅞"	36"	83½"	Package 2	**RCC18366N__**	$3226	$3608	$3779	$4675
18"	18⅞"	42"	83½"	Package 2	**RCC18426N__**	$3489	$3871	$4042	$4938
23⅛"	24"	30"	83½"	Not required	**RCC24306N__**	$3380	$3762	$3933	$4829
23⅛"	24"	36"	83½"	Package 1	**RCC24366N__**	$3719	$4101	$4272	$5168

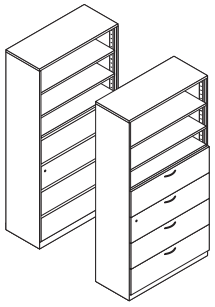

Open Cabinet with Two Adjustable Shelves, One Fixed Shelf, and Four 12"H Drawers

18"	18⅞"	30"	83½"	Package 1	**RCC18306R__**	$2548	$2856	N.A.	N.A.
18"	18⅞"	36"	83½"	Package 2	**RCC18366R__**	$2850	$3158	N.A.	N.A.
18"	18⅞"	42"	83½"	Package 2	**RCC18426R__**	$3110	$3418	N.A.	N.A.
23⅛"	24"	30"	83½"	Not required	**RCC24306R__**	$3000	$3308	N.A.	N.A.
23⅛"	24"	36"	83½"	Package 1	**RCC24366R__**	$3341	$3649	N.A.	N.A.

▶ **Specification Information, continued on next page**

▶Specification Information, continued from previous page

Tip: Height dimension listed is for units with 1" top. Overall height will vary if another top is selected.

Tip: Your specification is not complete until you add a suffix to the style number to define the front style (for example, RLF18362__ becomes RLF18362F for flush steel front).

Specification Information

Dimensions D		W	H	Counterweight Package	Style Number	U.S. Base Prices			
Flush Steel Front	Proud Steel/ Lam/ Wood Front					Flush Steel Front Suffix F	Proud Steel Front Suffix P	Proud Lam Front Suffix L	Proud Wood Front Suffix W

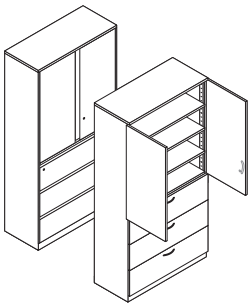

83½"H Single-Case Combination Cabinet, continued

43½"H Hinged Doors with Three Adjustable Shelves, One Fixed Shelf, and Three 12"H Drawers

18"	18⅞"	30"	83½"	Package 1	**RCC18306S__**	$2773	$3155	$3326	$4222
18"	18⅞"	36"	83½"	Package 2	**RCC18366S__**	$3061	$3443	$3614	$4510
18"	18⅞"	42"	83½"	Package 3	**RCC18426S__**	$3311	$3693	$3864	$4760
23⅛"	24"	30"	83½"	Not required	**RCC24306S__**	$3205	$3587	$3758	$4654
23⅛"	24"	36"	83½"	Package 1	**RCC24366S__**	$3529	$3911	$4082	$4978

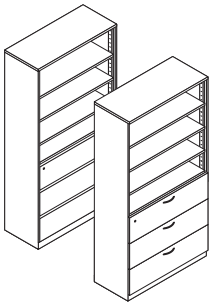

Open Cabinet with Three Adjustable Shelves, One Fixed Shelf, and Three 12"H Drawers

18"	18⅞"	30"	83½"	Package 1	**RCC18306V__**	$2362	$2594	N.A.	N.A.
18"	18⅞"	36"	83½"	Package 2	**RCC18366V__**	$2647	$2879	N.A.	N.A.
18"	18⅞"	42"	83½"	Package 3	**RCC18426V__**	$2897	$3129	N.A.	N.A.
23⅛"	24"	30"	83½"	Not required	**RCC24306V__**	$2794	$3026	N.A.	N.A.
23⅛"	24"	36"	83½"	Package 1	**RCC24366V__**	$3115	$3347	N.A.	N.A.

For Canadian Pricing
Multiply U.S. Price by the Canadian price factor.
▶See page 1 for details.

Universal Storage Cabinets

with Flush Steel, Proud Steel, Proud Laminate, or Proud Wood Fronts

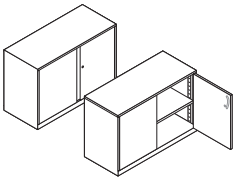

	Standard Includes	Required to Specify
▶ Need help? Product details, page 92	• Storage cabinet: paint price group 1 • 1"H top on units with flush steel or proud steel fronts: paint to match cabinet • 1 3/16"H top on units with proud laminate front: paint price group 1 to match cabinet • 1 3/16"H top on units with proud wood fronts: wood group 1 veneer • Integral pulls on units with flush steel fronts • Pulls: metal • Hinged doors on units with flush steel or proud steel front: paint to match cabinet • Hinged doors on units with proud laminate front: laminate price group 1 • Hinged doors on units with proud wood front: wood group 1 veneer • Lock, keyed random: 9201 Polished Chrome • Adjustable shelves: paint to match cabinet • Brackets for adjustable shelves: black • Ganging hardware • Four adjustable leveling glides	1 Style number with appropriate front style suffix in the space provided **F** Flush steel front **P** Proud steel front **L** Proud laminate front **W** Proud wood front 2 Paint color number for cabinet 3 Laminate color number for hinged door, if proud laminate front selected 4 Wood color number for hinged doors and top, if proud wood front selected 5 Pull (see below under required selections) 6 Metal color number for pulls, if proud steel, proud laminate, or proud wood front selected 7 Options, if selected (see below) ▶ See *Surface Materials,* page 432.

Required Selections

Pulls

Contemporary

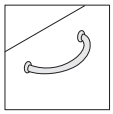
Handle

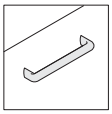
Jazz

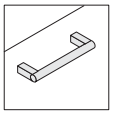
Bar

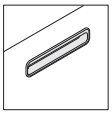
c:scape

For wood group 2, wood group 3, and laminate price group 2 pricing, *please refer to the electronic catalog or SmartTools.*

Tip: Security top reduces overall height by approximately 1".

	Options	U.S. Price	Required to Specify
Surface Materials	• Laminate price group 1 on proud laminate fronts	Prices at right	Specify laminate color number.
	• Laminate price group 2 on proud laminate fronts	See information at left	Specify laminate color number.
	• Open Line laminate on laminate fronts	+$ 74 plus cost of laminate	▶ See Surface Materials Reference Manual.
	28"H, 40"H, 52"H, or 65½"H cabinets		
	• Paint price group 1	No cost	Specify paint color number.
	• Paint price group 2	+$ 80	Specify paint color number.
	• Paint price group 3	+$138	Specify paint color number.
	28"H or 40"H cabinets		
	• Customiz stain on proud wood fronts	No cost	Specify *with Customiz stain.* ▶ See *Surface Materials Reference Manual.*
	52"H, 65½"H, or 83½"H cabinets		
	• Customiz stain on proud wood frontss	No cost	Specify *with Customiz stain.* ▶ See *Surface Materials Reference Manual.*
	83½"H cabinets		
	• Paint price group 1	No cost	Specify paint color number.
	• Paint price group 2	+$121	Specify paint color number.
	• Paint price group 3	+$205	Specify paint color number.
	Wood on cabinets		
	• Wood group 2	See information at left	Specify wood color number.
	• Wood group 3	See information at left	Specify wood color number.
Tops for Flush Steel Front and Proud Steel Front	**Security top** • For use on 28"H storage cabinets only	No cost	Specify *with security top.*

▶ **Options, continued on next page**

▶ **Options, continued from previous page**

For wood group 2, wood group 3, and laminate price group 2 pricing, *please refer to the electronic catalog or SmartTools.*

	Options	U.S. Price	Required to Specify
Tops for Flush Steel Front and Proud Steel Front, continued	**No top on 28"H, 40"H, or 52"H**		
	• For use under a worksurface or beneath a common top	–$104	Specify *with no top.*
	Laminate top		
	• Square edge laminate price group 1 top	+$145	Specify *with laminate top* and indicate laminate color number for top and plastic color number for edges.
	• Square edge laminate price group 2 top	See information at left	Specify *with laminate top* and indicate laminate color number for top and plastic color number for edges.
	• Open Line laminate on laminate top	+$ 74 plus cost of laminate	▶ See *Surface Materials Reference Manual.*
	Wood veneer top		
	• Wood group 1 veneer top	+$437	Specify *with wood veneer top* and indicate wood color number.
	• Wood group 2 veneer top	See information at left	Specify *with wood veneer top* and indicate wood color number.
	• Wood group 3 veneer top	See information at left	Specify *with wood veneer top* and indicate wood color number.
	• Customiz stain on wood veneer top	No cost	Specify *with Customiz stain.* ▶ See *Surface Materials Reference Manual*
Tops for Proud Wood Front	**Security top**		
	• For use on 28"H storage cabinets only	–$437	Specify *with security top.*
	No top on 28"H, 40"H, or 52"H		
	• For use under a worksurface or beneath a common top	–$541	Specify *with no top.*
	Laminate top		
	• Square edge laminate price group 1 top	–$292	Specify *with laminate top* and indicate laminate color number for top and plastic color number for edges.
	• Square edge laminate price group 2 top	See information at left	Specify *with laminate top* and indicate laminate color number for top and plastic color number for edges.
	• Open Line laminate on laminate top	+$ 74 plus cost of laminate	▶ See *Surface Materials Reference Manual.*
Tops for Proud Laminate Front	**Security top**		
	• For use on 28"H storage cabinets only	+$104	Specify *with security top.*
	No top on 52"H		
	• For use under a worksurface or beneath a common top	No cost	Specify *with no top.*
	Laminate top		
	• Square edge laminate price group 1 top	+$292	Specify *with laminate top* and indicate laminate color number for top and plastic color number for edges.
	price group 1 top		
	• Square edge laminate price group 2 top	See information at left	Specify *with laminate top* and indicate laminate color number for top and plastic color number for edges.
	• Open Line laminate on laminate top	+$ 74 plus cost of laminate	▶ See *Surface Materials Reference Manual.*
	Wood veneer top		
	• Wood group 1 veneer top	+$541	Specify *with wood veneer top* and indicate wood color number.
	• Wood group 2 veneer top	See information at left	Specify *with wood veneer top* and indicate wood color number.
	• Wood group 3 veneer top	See information at left	Specify *with wood veneer top* and indicate wood color number.
	• Customiz stain on wood veneer top	No cost	Specify *with Customiz stain.* ▶ See *Surface Materials Reference Manual*

Tip: Laminate front cabinets do not default to a laminate top.

For Canadian Pricing
Multiply U.S. Price by the Canadian price factor.
▶ See page 1 for details.

▶ **Options, continued on next page**

▶ **Options, continued from previous page**

	Options	U.S. Price	Required to Specify
Pulls	**Proud steel, laminate, or wood fronts**		
	• Contemporary	No cost	Specify *with contemporary pull.*
	• Handle	No cost	Specify *with handle pull.*
	• Jazz	+$20 per pull	Specify *with jazz pull.*
	• Bar	+$29 per pull	Specify *with bar pull.*
	Proud steel fronts only		
	• c:scape	+$33 per pull	Specify *with c:scape pull.*
Lock and Keying	**Lock**		
	• Ember Chrome	No cost	Specify *with 9250 Ember Chrome lock.*
	Keying		
	• Factory- and field-installed keying		▶ Page 444
Related Products	• Field-installed tops		▶ Page 335
	• Storage accessories		▶ Page 350
	• Bookends		▶ Page 353

Tip: Height dimension listed is for units with 1" top. Overall height will vary if another top is selected.

Tip: Your specification is not complete until you add a suffix to the style number to define the front style (for example, RSC18302A__ becomes RSC18302AF for flush steel front).

Specification Information

Dimensions D Flush Steel Front	Dimensions D Proud Steel/ Lam/ Wood Front	W	H	Counterweight Package	Style Number	U.S. Base Prices Flush Steel Front Suffix F	Proud Steel Front Suffix P	Proud Lam Front Suffix L	Proud Wood Front Suffix W
28"H Storage Cabinet									
With One Adjustable Shelf									
18"	18⅞"	30"	28"	Not required	**RSC18302A__**	$1240	$1404	$1681	$2577
18"	18⅞"	36"	28"	Not required	**RSC18362A__**	$1356	$1520	$1797	$2693
18"	18⅞"	42"	28"	Not required	**RSC18422A__**	$1470	$1634	$1911	$2807
23⅛"	24"	30"	28"	Not required	**RSC24302A__**	$1318	$1482	$1759	$2655
23⅛"	24"	36"	28"	Not required	**RSC24362A__**	$1439	$1603	$1880	$2776
40"H Storage Cabinet									
With Two Adjustable Shelves									
18"	18⅞"	30"	40"	Not required	**RSC18303C__**	$1411	$1575	$1852	$2748
18"	18⅞"	36"	40"	Not required	**RSC18363C__**	$1543	$1707	$1984	$2880
18"	18⅞"	42"	40"	Not required	**RSC18423C__**	$1671	$1835	$2112	$3008
23⅛"	24"	30"	40"	Not required	**RSC24303C__**	$1501	$1665	$1942	$2838
23⅛"	24"	36"	40"	Not required	**RSC24363C__**	$1642	$1806	$2083	$2979

▶ **Specification Information, continued on next page**

For Canadian Pricing
Multiply U.S. Price by the Canadian price factor.
▶ See page 1 for details.

Tip: Height dimension listed is for units with 1" top. Overall height will vary if another top is selected.

Tip: Your specification is not complete until you add a suffix to the style number to define the front style (for example, RSC18302A__ becomes RSC18302AF for flush steel front).

▶ **Specification Information, continued from previous page**

Specification Information

Dimensions D Flush Steel Front	Dimensions D Proud Steel/ Lam/ Wood Front	W	H	Counterweight Package	Style Number	U.S. Base Prices Flush Steel Front Suffix F	Proud Steel Front Suffix P	Proud Lam Front Suffix L	Proud Wood Front Suffix W
52"H Storage Cabinet									
With Three Adjustable Shelves									
18"	18⅞"	30"	52"	Not required	**RSC18304F__**	$1679	$1885	$2204	$3100
18"	18⅞"	36"	52"	Not required	**RSC18364F__**	$1831	$2037	$2356	$3252
18"	18⅞"	42"	52"	Not required	**RSC18424F__**	$1980	$2186	$2505	$3401
23⅛"	24"	30"	52"	Not required	**RSC24304F__**	$1782	$1988	$2307	$3203
23⅛"	24"	36"	52"	Not required	**RSC24364F__**	$1943	$2149	$2468	$3364
65½"H Storage Cabinet									
With Four Adjustable Shelves									
18"	18⅞"	30"	65½"	Not required	**RSC18305K__**	$1764	$1970	$2289	$3185
18"	18⅞"	36"	65½"	Not required	**RSC18365K__**	$1928	$2134	$2453	$3349
18"	18⅞"	42"	65½"	Not required	**RSC18425K__**	$2087	$2293	$2612	$3508
23⅛"	24"	30"	65½"	Not required	**RSC24305K__**	$1875	$2081	$2400	$3296
23⅛"	24"	36"	65½"	Not required	**RSC24365K__**	$2048	$2254	$2573	$3469
83½"H Storage Cabinet									
With Five Adjustable Shelves									
18"	18⅞"	30"	83½"	Not required	**RSC18306Q__**	$2028	$2234	$2553	$3449
18"	18⅞"	36"	83½"	Not required	**RSC18366Q__**	$2214	$2420	$2739	$3635
18"	18⅞"	42"	83½"	Not required	**RSC18426Q__**	$2392	$2598	$2917	$3813
23⅛"	24"	30"	83½"	Not required	**RSC24306Q__**	$2158	$2364	$2683	$3579
23⅛"	24"	36"	83½"	Not required	**RSC24366Q__**	$2350	$2556	$2875	$3771

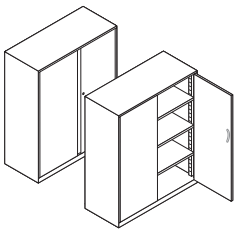

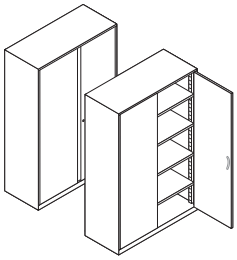

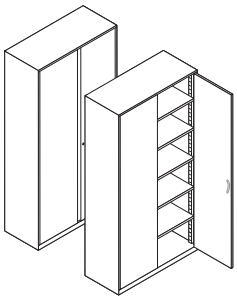

For Canadian Pricing
Multiply U.S. Price by the Canadian price factor.
▶ See page 1 for details.

Universal Wardrobe Cabinets

with Flush Steel, Proud Steel, Proud Laminate, or Proud Wood Fronts

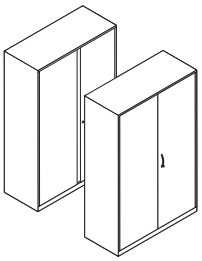

▶ Need help? Product details, page 96

Standard Includes

- Wardrobe cabinet: paint price group 1
- 1"H top on units with flush steel or proud steel fronts: paint to match cabinet
- 1 3/16"H top on units with proud laminate front: paint price group 1 to match cabinet
- 1 3/16"H top on units with proud wood fronts: wood group 1 veneer
- Integral pulls on units with flush steel fronts
- Pulls: metal
- Hinged doors on units with flush steel or proud steel front: paint to match cabinet
- Hinged doors on units with proud laminate front: laminate price group 1
- Hinged doors on units with proud wood front: wood group 1 veneer
- Lock, keyed random: 9201 Polished Chrome
- Adjustable shelves: paint to match cabinet
- Brackets for adjustable shelves: black
- Coat rod: black
- Four adjustable leveling glides
- Ganging hardware

Required to Specify

1 Style number with appropriate front style suffix in the space provided
- **F** Flush steel front
- **P** Proud steel front
- **L** Proud laminate front
- **W** Proud wood front

2 Paint color number for cabinet
3 Laminate color number for hinged doors, if proud laminate front selected
4 Wood color number for hinged doors and top, if proud wood front selected
5 Pull (see below under required selections)
6 Metal color number for pulls, if proud steel, proud laminate, or proud wood front selected
7 Options, if selected (see below)

▶ See *Surface Materials,* page 432.

Required Selections

Pulls

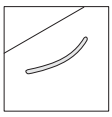

Contemporary

Handle

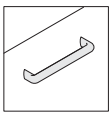

Jazz

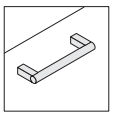

Bar

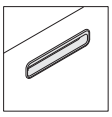

c:scape

	Options	U.S. Price	Required to Specify
Surface Materials	**52"H or 65½"H cabinets**		
	• Paint price group 1	No cost	Specify paint color number.
	• Paint price group 2	+$ 80	Specify paint color number.
	• Paint price group 3	+$138	Specify paint color number.
	• Laminate price group 1 on proud laminate fronts	Prices at right	Specify laminate color number.
	• Laminate price group 2 on proud laminate fronts	See information at left	Specify laminate color number.
	• Open Line laminate on laminate fronts	+$ 74 plus cost of laminate	▶ See *Surface Materials Reference Manual.*
	• Wood group 2 on proud wood drawer fronts	See information at left	Specify wood color number.
	• Wood group 3 on proud wood drawer fronts	See information at left	Specify wood color number.
	• Customiz stain on proud wood fronts	No cost	Specify *with Customiz stain.* ▶ See *Surface Materials Reference Manual.*
	83½"H cabinets		
	• Paint price group 1	No cost	Specify paint color number.
	• Paint price group 2	+$121	Specify paint color number.
	• Paint price group 3	+$205	Specify paint color number.
	• Laminate price group 1 on proud laminate fronts	Prices at right	Specify laminate color number.
	• Laminate price group 2 on proud laminate fronts	See information at left	Specify laminate color number.
	• Open Line laminate on laminate fronts	+$ 74 plus cost of laminate	▶ See *Surface Materials Reference Manual.*

For wood group 2, wood group 3, and laminate price group 2 pricing, *please refer to the electronic catalog or SmartTools.*

For Canadian Pricing
Multiply U.S. Price by the Canadian price factor.
▶ See page 1 for details.

▶ **Options, continued on next page**

Tip: Laminate and wood veneer tops are 3/16" taller than other tops and will add 3/16" to overall case height.

For wood group 2, wood group 3, and laminate price group 2 pricing, *please refer to the electronic catalog or SmartTools.*

▶ **Options, continued from previous page**

	Options	U.S. Price	Required to Specify
Surface Materials, continued	• Wood group 2 on proud wood drawer fronts	See information at left	Specify wood color number.
	• Wood group 3 on proud wood drawer fronts	See information at left	Specify wood color number.
	• Customiz stain on proud wood fronts	No cost	Specify *with Customiz stain.* ▶ See *Surface Materials Reference Manual.*
Tops for Flush Steel Front and Proud Steel Front,	**No top on 52"H**		
	• For use under a worksurface or beneath a common top	–$104	Specify *with no top.*
	Laminate top		
	• Square edge laminate price group 1 top	+$145	Specify *with laminate top* and indicate laminate color number for top and plastic color number for edges.
	• Square edge laminate price group 2 top	See information at left	Specify *with laminate top* and indicate laminate color number for top and plastic color number for edges.
	• Open Line laminate on laminate top	+$ 74 plus cost of laminate	▶ See *Surface Materials Reference Manual.*
	Wood veneer top		
	• Wood group 1 veneer top	+$437	Specify *with wood veneer top* and indicate wood color number.
	• Wood group 2 veneer top	See information at left	Specify *with wood veneer top* and indicate wood color number.
	• Wood group 3 veneer top	See information at left	Specify *with wood veneer top* and indicate wood color number.
	• Customiz stain on wood veneer top	No cost	Specify *with Customiz stain.* ▶ See *Surface Materials Reference Manual.*
Tops for Proud Wood Front	**No top on 52"H**		
	• For use under a worksurface or beneath a common top	–$541	Specify *with no top.*
	Laminate top		
	• Square edge laminate price group 1 top	–$292	Specify *with laminate top* and indicate laminate color number for top and plastic color number for edges.
	• Square edge laminate price group 2 top	See information at left	Specify *with laminate top* and indicate laminate color number for top and plastic color number for edges.
	• Open Line laminate on laminate top	+$ 74 plus cost of laminate	▶ See *Surface Materials Reference Manual.*
Tops for Proud Laminate Front	**No top on 52"H**		
	• For use under a worksurface or beneath a common top	No cost	Specify *with no top.*
	Laminate top		
	• Square edge laminate price group 1 top	+$292	Specify *with laminate top* and indicate laminate color number for top and plastic color number for edges.
	• Square edge laminate price group 2 top	See information at left	Specify *with laminate top* and indicate laminate color number for top and plastic color number for edges.
	• Open Line laminate on laminate top	+$ 74 plus cost of laminate	▶ See *Surface Materials Reference Manual.*
	Wood veneer top		
	• Wood group 1 veneer top	+$541	Specify *with wood veneer top* and indicate wood color number.
	• Wood group 2 veneer top	See information at left	Specify *with wood veneer top* and indicate wood color number.
	• Wood group 3 veneer top	See information at left	Specify *with wood veneer top* and indicate wood color number.
	• Customiz stain on wood veneer top	No cost	Specify *with Customiz stain.* ▶ See *Surface Materials Reference Manual*

Tip: Laminate front cabinets do not default to a laminate top.

For Canadian Pricing
Multiply U.S. Price by the Canadian price factor.
▶ See page 1 for details.

▶ **Options, continued on next page**

▶ **Options continued from previous page**

	Options	U.S. Price	Required to Specify
Pulls	**Proud steel, laminate, or wood fronts**		
	• Contemporary	No cost	Specify *with contemporary pull.*
	• Handle	No cost	Specify *with handle pull.*
	• Jazz	+$20 per pull	Specify *with jazz pull.*
	• Bar	+$29 per pull	Specify *with bar pull.*
	Proud steel fronts only		
	• c:scape	+$33 per pull	Specify *with c:scape pull.*
Lock and Keying	**Lock**		
	• Ember Chrome	No cost	Specify *with 9250 Ember Chrome lock.*
	Keying		
	• Factory- and field-installed keying		▶ Page 444
Related Products	• Field-installed tops		▶ Page 335
	• Storage accessories		▶ Page 350
	• Bookends		▶ Page 353

Tip: Height dimension listed is for units with 1" top. Overall height will vary if another top is selected.

Tip: Your specification is not complete until you add a suffix to the style number to define the front style (for example, RWC24304A becomes RWC24304AF for flush steel front).

Specification Information

Dimensions D Flush Steel Front	Dimensions D Proud Steel/ Lam/ Wood Front	Dimensions W	Dimensions H	Counterweight Package	Style Number	U.S. Base Prices Flush Steel Front Suffix F	U.S. Base Prices Proud Steel Front Suffix P	U.S. Base Prices Proud Lam Front Suffix L	U.S. Base Prices Proud Wood Front Suffix W
With Side-to-Side Coat Rod									
23⅛"	24"	30"	52"	Not required	**RWC24304A__**	$1480	$1728	$1951	$2847
23⅛"	24"	36"	52"	Not required	**RWC24364A__**	$1625	$1873	$2096	$2992
23⅛"	24"	30"	65½"	Not required	**RWC24305A__**	$1728	$1976	$2199	$3095
23⅛"	24"	36"	65½"	Not required	**RWC24365A__**	$1891	$2139	$2362	$3258
With Side-to-Side Coat Rod and One Fixed Shelf									
23⅛"	24"	30"	83½"	Not required	**RWC24306D__**	$2376	$2624	$2847	$3743
23⅛"	24"	36"	83½"	Not required	**RWC24366D__**	$2569	$2817	$3040	$3936

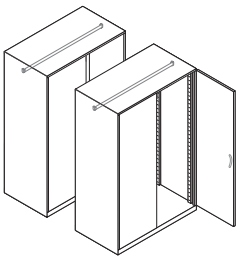

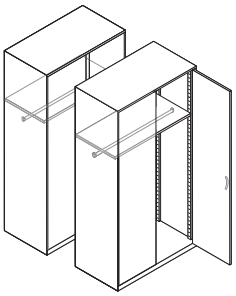

▶ **Specification Information, continued on next page**

For Canadian Pricing
Multiply U.S. Price by the Canadian price factor.
▶ See page 1 for details.

▶ **Specification Information, continued from previous page**

Tip: Height dimension listed is for units with 1" top. Overall height will vary if another top is selected.

Tip: Your specification is not complete until you add a suffix to the style number to define the front style (for example, RWC24304A becomes RWC24304AF for flush steel front).

Specification Information

Dimensions D Flush Steel Front	Dimensions D Proud Steel/ Lam/ Wood Front	W	H	Counterweight Package	Style Number	U.S. Base Prices Flush Steel Front Suffix F	Proud Steel Front Suffix P	Proud Lam Front Suffix L	Proud Wood Front Suffix W
With Partition, Three Adjustable Shelves, and Coat Rod									
23⅛"	24"	30"	52"	Not required	**RWC24304B__**	$1923	$2171	$2394	$3290
23⅛"	24"	36"	52"	Not required	**RWC24364B__**	$2097	$2345	$2568	$3464
With Partition, Four Adjustable Shelves, and Coat Rod									
23⅛"	24"	30"	65½"	Not required	**RWC24305C__**	$2089	$2337	$2560	$3456
23⅛"	24"	36"	65½"	Not required	**RWC24365C__**	$2272	$2520	$2743	$3639

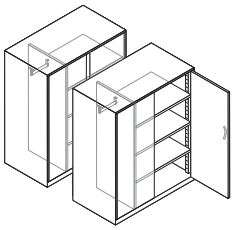

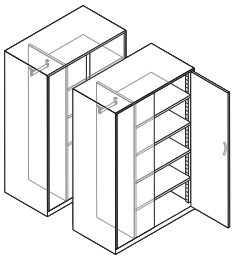

For Canadian Pricing
Multiply U.S. Price by the Canadian price factor.
▶ See page 1 for details.

Universal Bookcases

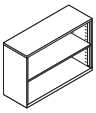

	Standard Includes	Required to Specify
▶ Need help? Product details, page 100	• Bookcase: paint price group 1 • 1"H top: paint to match bookcase • Adjustable shelves: paint to match bookcase • Brackets for shelves: black • Four adjustable leveling glides • Ganging hardware • Counterweight package, if selected	1 Style number 2 Paint color number for bookcase and counterweight cover, if selected 3 Options, if selected (see below) ▶ See *Surface Materials,* page 432.

	Options	U.S. Price	Required to Specify
Surface Materials	**28"H, 40"H, 53½"H, or 65½"H bookcases**		
	• Paint price group 1	No cost	Specify paint color number.
	• Paint price group 2	+$ 80	Specify paint color number.
	• Paint price group 3	+$138	Specify paint color number.
	83½"H bookcases		
	• Paint price group 1	No cost	Specify paint color number.
	• Paint price group 2	+$121	Specify paint color number.
	• Paint price group 3	+$205	Specify paint color number.
Tops	**Security top**		
	• For use on 28"H bookcases only	No cost	Specify *with security top.*
	No top on 28"H, 40"H, or 53½"H		
	• For use under a worksurface or beneath a common top	–$104	Specify *with no top.*
	Laminate top		
	• Square edge laminate price group 1 top	+$145	Specify *with laminate top* and indicate laminate color number for top and plastic color number for edges.
	• Square edge laminate price group 2 top	See information at left	Specify *with laminate top* and indicate laminate color number for top and plastic color number for edges.
	• Open Line laminate on laminate top	+$ 74 plus cost of laminate	▶ See *Surface Materials Reference Manual.*
	Wood veneer top		
	• Wood group 1 veneer top	+$437	Specify *with wood veneer top* and indicate wood color number.
	• Wood group 2 veneer top	See information at left	Specify *with wood veneer top* and indicate wood color number.
	• Wood group 3 veneer top	See information at left	Specify *with wood veneer top* and indicate wood color number.
	• Customiz stain on wood veneer top	No cost	Specify *with Customiz stain.* ▶ See *Surface Materials Reference Manual.*
Frosted Glass Hinged Doors	• 28"H	+$402	Specify *with frosted glass hinged doors* and specify pull finish: 0835 Black, 9201 Polished Chrome, 9211 Nickel, 9212 Silver
	• 40"H	+$454	
	• 53½"H	+$582	
	• 65½"H	+$655	
	• 83½"H	+$823	
Counter-weights with Cover	**65½"H and 83½"H bookcases**		
	• Package for 24"W bookcases	+$103	Specify *with counterweight.*
	• Package for 30"W bookcases	+$110	Specify *with counterweight.*
	• Package for 36"W bookcases	+$133	Specify *with counterweight.*
	• Package for 42"W bookcases	+$142	Specify *with counterweight.*
Related Products	• Field-installed tops		▶ Page 335
	• Adjustable steel standard shelves		▶ Page 349
	• Bookends		▶ Page 353
	• Counterweight packages		▶ Page 356

Tip: Security top must not be specified with frosted glass door option.

Tip: Security top reduces overall height by approximately 1".

Tip: Laminate and wood veneer tops are 3⁄16" taller than other tops and will add 3⁄16" to overall case height.

For wood group 2, wood group 3, and laminate price group 2 pricing, *please refer to the electronic catalog or SmartTools.*

Tip: Cover of optional counterweight will match paint color of bookcase.

Tip: Counterweight packages are required to ensure product stability and are ordered as an option or separately. Product specification pages indicate the correct counterweight package for each style number and any exceptions where counterweights are not required.
▶ See *Counterweight Requirements for Storage Products,* pages 7–14.

Tip: Service part Y30291SR, (paintable black plug), can be ordered to cover the glide adjustment holes in the front of the bookcase.

Tip: Height dimension listed is for units with 1" top. Overall height will vary if another top is selected.

Specification Information

Bookcases with Adjustable Shelves

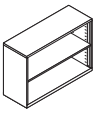

Dimensions D	W	H	Counterweight Package	Style Number	U.S. Base Price
One Adjustable Shelf					
15"	24"	28"	Not required	**RBC15242A**	$ 820
15"	30"	28"	Not required	**RBC15302A**	$ 892
15"	36"	28"	Not required	**RBC15362A**	$ 974
15"	42"	28"	Not required	**RBC15422A**	$1101

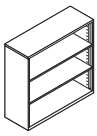

Two Adjustable Shelves					
15"	24"	40"	Not required	**RBC15243A**	$ 925
15"	30"	40"	Not required	**RBC15303A**	$1006
15"	36"	40"	Not required	**RBC15363A**	$1093
15"	42"	40"	Not required	**RBC15423A**	$1229

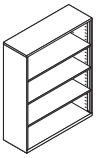

Three Adjustable Shelves					
15"	24"	53½"	Not required	**RBC15244A**	$1051
15"	30"	53½"	Not required	**RBC15304A**	$1143
15"	36"	53½"	Not required	**RBC15364A**	$1245
15"	42"	53½"	Not required	**RBC15424A**	$1400

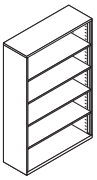

Four Adjustable Shelves					
15"	24"	65½"	24"W Package	**RBC15245A**	$1197
15"	30"	65½"	30"W Package	**RBC15305A**	$1302
15"	36"	65½"	36"W Package	**RBC15365A**	$1434
15"	42"	65½"	42"W Package	**RBC15425A**	$1611

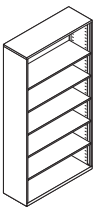

Five Adjustable Shelves					
15"	24"	83½"	24"W Package	**RBC15246A**	$1600
15"	30"	83½"	30"W Package	**RBC15306A**	$1717
15"	36"	83½"	36"W Package	**RBC15366A**	$1881
15"	42"	83½"	42"W Package	**RBC15426A**	$2077

For Canadian Pricing
Multiply U.S. Price by the Canadian price factor.
▶ See page 1 for details.

Specifying Storage Tops, Shelves, Connectors, Supports, and Accessories

Field-Installed Tops

Steel Security Tops **333**

Square Edge Tops **335**

Square Edge Tops with 1/2" Cord Drop **339**

Connectors

Steel Storage Connectors **342**

Storage-to-Beam Connectors **343**

Supports

Answer Beam Stanchion Supports **346**

Mid-Storage Supports **347**

Adjustable Shelves **348**

Steel Storage Accessories **350**

Field Installed Tops

Steel Security Tops

For Use with Flush or Proud Front Products

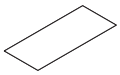

Tip: Tops are for field installation only.

*Tip: Security tops should only be used on units that are positioned under a work-surface—these are **NOT** structural tops.*

Tip: Security top cannot be installed on a file with a lift-up door in the top position.

Tip: For use with universal steel storage only.

Standard Includes	Required to Specify
▶ Need help? Product details, page 104 • Security top: all paint price groups • Attachment hardware	1 Style number 2 Paint color number for top ▶ See *Surface Materials,* page 432.

Specification Information

Dimensions D	Dimensions W	For Use On	Style Number	U.S. Price
Flush Front				
15"	24"	Bookcase	**RATF1524**	$109
15"	30"	Bookcase	**RATF1530**	$109
15"	36"	Bookcase	**RATF1536**	$109
15"	42"	Bookcase	**RATF1542**	$109
18"	30"	Lateral file, storage cabinet	**RATF1830F**	$109
18"	36"	Lateral file, storage cabinet	**RATF1836F**	$109
18"	42"	Lateral file, storage cabinet	**RATF1842F**	$109
23⅛"	30"	Lateral file, storage cabinet	**RATF2430F**	$109
23⅛"	36"	Lateral file, storage cabinet	**RATF2436F**	$109
Proud Front				
18⅞"	30"	Lateral file, storage cabinet	**RATF1830P**	$109
18⅞"	36"	Lateral file, storage cabinet	**RATF1836P**	$109
18⅞"	42"	Lateral file, storage cabinet	**RATF1842P**	$109
24"	30"	Lateral file, storage cabinet	**RATF2430P**	$109
24"	36"	Lateral file, storage cabinet	**RATF2436P**	$109

For Canadian Pricing
Multiply U.S. Price by the Canadian price factor.
▶ See page 1 for details.

Square Edge Tops

For Use with Flush or Proud Front Products

Tip: Contact Specials for common tops placed over group storage and placed back-to-back to ensure correct sizing for the application.

Tip: Attachment hardware ships with the file cabinet. Additional screws can be ordered from Service Parts: 855010126MP (quantity of 100).

Tip: For use with universal steel storage only.

For wood group 2, wood group 3, and laminate price group 2 pricing, *please refer to the electronic catalog or SmartTools.*

	Standard Includes	Required to Specify
▶ Need help? Product details, page 104	• 1 3/16"H top with square edge profile on all sides: laminate price group 1 or wood group 1	1 Style number with appropriate front style suffix in the space provided **F** Flush steel front **P** Proud steel or proud wood front 2 Laminate or wood color number for top 3 Plastic color number for 1 mm edges of laminate top 4 Options, if selected (see below) ▶ See *Surface Materials,* page 432.

	Options	U.S. Price	Required to Specify
Surface Materials	**Laminate top**		
	• Laminate price group 2	See information at left	Specify laminate color number.
	• Open Line laminate	+$74 plus cost of laminate	▶ See *Surface Materials Reference Manual.*
	Wood veneer top		
	• Wood group 2	See information at left	Specify wood color number.
	• Wood group 3	See information at left	Specify wood color number.
	• Customiz stain on wood veneer top	No cost	Specify *with Customiz stain.* ▶ See *Surface Materials Reference Manual.*
	• Full-fill finish on wood group 1 veneer	Prices below and at right	Specify *with full-fill finish* and select wood color number. ▶ See *Surface Materials Reference Manual.*

Tip: Your specification is not complete until you add a suffix to the style number to define the front style (for example, RATL1524__ becomes RATL1524F for a top to be used on a flush front unit).

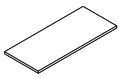

Tip: When specifying for use with Universal laminate enhanced storage, always use "P" proud options.

Specification Information

Individual File Laminate Tops

Dimensions D		W	H	Style Number	U.S. Base Prices Flush Steel Front Suffix F	Proud Steel/ Proud Wood Front Suffix P	Option (Add $ to Base Price) Full-Fill Finish on Wood Group 1
15"	N.A.	24"	1 3/16"	**RATL1524__**	$190	N.A.	N.A.
15"	N.A.	30"	1 3/16"	**RATL1530__**	$198	N.A.	N.A.
15"	N.A.	36"	1 3/16"	**RATL1536__**	$212	N.A.	N.A.
15"	N.A.	42"	1 3/16"	**RATL1542__**	$236	N.A.	N.A.
18"	18 7/8"	30"	1 3/16"	**RATL1830__**	$208	$208	N.A.
18"	18 7/8"	36"	1 3/16"	**RATL1836__**	$224	$224	N.A.
18"	18 7/8"	42"	1 3/16"	**RATL1842__**	$243	$243	N.A.
23 1/8"	24"	30"	1 3/16"	**RATL2430__**	$229	$229	N.A.
23 1/8"	24"	36"	1 3/16"	**RATL2436__**	$243	$243	N.A.

Laminate Common Tops

15"	N.A.	48 1/16"	1 3/16"	**RATCL1548__**	$295	N.A.	N.A.
15"	N.A.	60 1/16"	1 3/16"	**RATCL1560__**	$329	N.A.	N.A.
15"	N.A.	66 1/16"	1 3/16"	**RATCL1566__**	$380	N.A.	N.A.
15"	N.A.	72 1/16"	1 3/16"	**RATCL1572__**	$428	N.A.	N.A.
15"	N.A.	78 1/16"	1 3/16"	**RATCL1578__**	$546	N.A.	N.A.

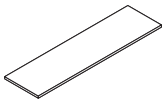

For Canadian Pricing
Multiply U.S. Price by the Canadian price factor.
▶ See page 1 for details.

▶ **Specification Information, continued on next page**

Tip: Your specification is not complete until you add a suffix to the style number to define the front style (for example, RATL1524__ becomes RATL1524F for a top to be used on a flush front unit).

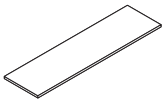

▶ **Specification Information, continued from previous page**

Specification Information

Laminate Common Tops, continued

Dimensions D	Flush Steel Front	Proud Steel/ Proud Wood	W	H	Style Number	U.S. Base Prices Flush Steel Front Suffix F	Proud Steel or Proud Wood Front Suffix P	Option (Add $ to Base Price) Full-Fill Finish on Wood Group 1
15"	N.A.	84 1/16"	1 3/16"	**RATCL1584__**	$ 621	N.A.	N.A.
15"	N.A.	90 1/8"	1 3/16"	**RATCL1590__**	$ 687	N.A.	N.A.
15"	N.A.	96 1/8"	1 3/16"	**RATCL1596__**	$ 757	N.A.	N.A.
15"	N.A.	108 1/8"	1 3/16"	**RATCL15108__**	$ 918	N.A.	N.A.
18"	18 7/8"	60 1/16"	1 3/16"	**RATCL1860__**	$ 336	$336	N.A.
18"	18 7/8"	66 1/16"	1 3/16"	**RATCL1866__**	$ 388	$388	N.A.
18"	18 7/8"	72 1/16"	1 3/16"	**RATCL1872__**	$ 437	$437	N.A.
18"	18 7/8"	78 1/16"	1 3/16"	**RATCL1878__**	$ 555	$555	N.A.
18"	18 7/8"	84 1/16"	1 3/16"	**RATCL1884__**	$ 627	$627	N.A.
18"	18 7/8"	90 1/8"	1 3/16"	**RATCL1890__**	$ 699	$699	N.A.
18"	18 7/8"	96 1/8"	1 3/16"	**RATCL1896__**	$ 769	$769	N.A.
18"	18 7/8"	108 1/8"	1 3/16"	**RATCL18108__**	$ 925	$925	N.A.
23 1/8"	24"	60 1/16"	1 3/16"	**RATCL2460__**	$ 354	$354	N.A.
23 1/8"	24"	66 1/16"	1 3/16"	**RATCL2466__**	$ 396	$396	N.A.
23 1/8"	24"	72 1/16"	1 3/16"	**RATCL2472__**	$ 447	$447	N.A.
23 1/8"	24"	90 1/8"	1 3/16"	**RATCL2490__**	$ 748	$748	N.A.
23 1/8"	24"	96 1/8"	1 3/16"	**RATCL2496__**	$ 821	$821	N.A.
23 1/8"	24"	108 1/8"	1 3/16"	**RATCL24108__**	$ 992	$992	N.A.
30 1/16"	N.A.	48 1/16"	1 3/16"	**RATCL3048__**	$ 404	N.A.	N.A.
30 1/16"	N.A.	60 1/16"	1 3/16"	**RATCL3060__**	$ 460	N.A.	N.A.
30 1/16"	N.A.	66 1/16"	1 3/16"	**RATCL3066__**	$ 496	N.A.	N.A.
30 1/16"	N.A.	72 1/16"	1 3/16"	**RATCL3072__**	$ 546	N.A.	N.A.
30 1/16"	N.A.	78 1/16"	1 3/16"	**RATCL3078__**	$ 629	N.A.	N.A.
30 1/16"	N.A.	84 1/16"	1 3/16"	**RATCL3084__**	$ 716	N.A.	N.A.
30 1/16"	N.A.	90 1/8"	1 3/16"	**RATCL3090__**	$ 796	N.A.	N.A.
30 1/16"	N.A.	96 1/8"	1 3/16"	**RATCL3096__**	$ 876	N.A.	N.A.
30 1/16"	N.A.	108 1/8"	1 3/16"	**RATCL30108__**	$1054	N.A.	N.A.
36 1/16"	37 13/16"	36"	1 3/16"	**RATCL3636__**	$ 425	$425	N.A.
36 1/16"	37 13/16"	72 1/16"	1 3/16"	**RATCL3672__**	$ 587	$587	N.A.
46 5/16"	48 1/16"	36"	1 3/16"	**RATCL4836__**	$ 480	$480	N.A.
46 5/16"	48 1/16"	72 1/16"	1 3/16"	**RATCL4872__**	$ 659	$659	N.A.

▶ **Specification Information, continued on next page**

For Canadian Pricing
Multiply U.S. Price by the Canadian price factor.
▶ See page 1 for details.

▶ **Specification Information, continued from previous page**

Tip: Your specification is not complete until you add a suffix to the style number to define the front style (for example, RATL1524__ becomes RATL1524F for a top to be used on a flush front unit).

Specification Information

Dimensions D Flush Steel Front	Proud Steel/ Proud Wood	W	H	Style Number	U.S. Base Prices Flush Steel Front Suffix F	Proud Steel or Proud Wood Front Suffix P	Option (Add $ to Base Price) Full-Fill Finish on Wood Group 1
Individual File Wood Tops							
15"	N.A.	24"	13/16"	**RATW1524__**	$ 516	N.A.	+$31
15"	N.A.	30"	13/16"	**RATW1530__**	$ 529	N.A.	+$31
15"	N.A.	36"	13/16"	**RATW1536__**	$ 540	N.A.	+$31
15"	N.A.	42"	13/16"	**RATW1542__**	$ 607	N.A.	+$31
18"	18 7/8"	30"	13/16"	**RATW1830__**	$ 536	$ 536	+$31
18"	18 7/8"	36"	13/16"	**RATW1836__**	$ 548	$ 548	+$31
18"	18 7/8"	42"	13/16"	**RATW1842__**	$ 618	$ 618	+$31
23 1/8"	24"	30"	13/16"	**RATW2430__**	$ 556	$ 556	+$31
23 1/8"	24"	36"	13/16"	**RATW2436__**	$ 571	$ 571	+$31
Wood Common Tops							
15"	N.A.	48 1/16"	13/16"	**RATCW1548__**	$ 638	N.A.	+$31
15"	N.A.	60 1/16"	13/16"	**RATCW1560__**	$ 749	N.A.	+$50
15"	N.A.	66 1/16"	13/16"	**RATCW1566__**	$ 786	N.A.	+$50
15"	N.A.	72 1/16"	13/16"	**RATCW1572__**	$ 828	N.A.	+$50
15"	N.A.	78 1/16"	13/16"	**RATCW1578__**	$ 993	N.A.	+$50
15"	N.A.	84 1/16"	13/16"	**RATCW1584__**	$1125	N.A.	+$50
15"	N.A.	90 1/8"	13/16"	**RATCW1590__**	$1191	N.A.	+$50
15"	N.A.	96 1/8"	13/16"	**RATCW1596__**	$1314	N.A.	+$50
18"	18 7/8"	60 1/16"	13/16"	**RATCW1860__**	$ 756	$ 756	+$50
18"	18 7/8"	66 1/16"	13/16"	**RATCW1866__**	$ 796	$ 796	+$50
18"	18 7/8"	72 1/16"	13/16"	**RATCW1872__**	$ 837	$ 837	+$50
18"	18 7/8"	78 1/16"	13/16"	**RATCW1878__**	$1000	$1000	+$50
18"	18 7/8"	84 1/16"	13/16"	**RATCW1884__**	$1138	$1138	+$74
18"	18 7/8"	90 1/8"	13/16"	**RATCW1890__**	$1202	$1202	+$74
18"	18 7/8"	96 1/8"	13/16"	**RATCW1896__**	$1326	$1326	+$74
23 1/8"	24"	60 1/16"	13/16"	**RATCW2460__**	$ 777	$ 777	+$50
23 1/8"	24"	66 1/16"	13/16"	**RATCW2466__**	$ 816	$ 816	+$74
23 1/8"	24"	72 1/16"	13/16"	**RATCW2472__**	$ 866	$ 866	+$74
23 1/8"	24"	90 1/8"	13/16"	**RATCW2490__**	$1286	$1286	+$74
23 1/8"	24"	96 1/8"	13/16"	**RATCW2496__**	$1418	$1418	+$74

▶ **Specification Information, continued on next page**

For Canadian Pricing
Multiply U.S. Price by the Canadian price factor.
▶ See page 1 for details.

Tip: Your specification is not complete until you add a suffix to the style number to define the front style (for example, RATL1524__ becomes RATL1524F for a top to be used on a flush front unit).

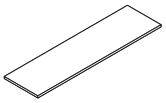

▶ **Specification Information, continued from previous page**

Specification Information

Wood Common Tops, continued

Dimensions D Flush Steel Front	Dimensions D Proud Steel/ Proud Wood	Dimensions W	Dimensions H	Style Number	U.S. Base Prices Flush Steel Front Suffix F	U.S. Base Prices Proud Steel or Proud Wood Front Suffix P	Option (Add $ to Base Price) Full-Fill Finish on Wood Group 1
30 1/16"	N.A.	48 1/16"	1 3/16"	**RATCW3048__**	$ 779	N.A.	+$ 50
30 1/16"	N.A.	60 1/16"	1 3/16"	**RATCW3060__**	$ 878	N.A.	+$ 74
30 1/16"	N.A.	66 1/16"	1 3/16"	**RATCW3066__**	$ 920	N.A.	+$ 74
30 1/16"	N.A.	72 1/16"	1 3/16"	**RATCW3072__**	$ 966	N.A.	+$ 74
30 1/16"	N.A.	78 1/16"	1 3/16"	**RATCW3078__**	$1182	N.A.	+$103
30 1/16"	N.A.	84 1/16"	1 3/16"	**RATCW3084__**	$1341	N.A.	+$103
30 1/16"	N.A.	90 1/8"	1 3/16"	**RATCW3090__**	$1419	N.A.	+$103
30 1/16"	N.A.	96 1/8"	1 3/16"	**RATCW3096__**	$1563	N.A.	+$103

For Canadian Pricing
Multiply U.S. Price by the Canadian price factor.
▶ See page 1 for details.

Square Edge Tops with 1/2" Cord Drop

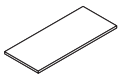

Tip: Square edge tops with 1/2" cord drop should be used with storage with recessed back.

Tip: Contact Specials for square edge tops placed over group storage and placed back-to-back to ensure correct sizing for the application.

Tip: Attachment hardware ships with the file cabinet. Additional screws can be ordered from Service Parts: 855010126MP (quantity of 100).

For wood group 2, wood group 3, and laminate price group 2 pricing, *please refer to the electronic catalog or SmartTools.*

	Standard Includes	Required to Specify
▶Need help? Product details, page 104	• 1 3/16"H top with square edge profile on all sides: laminate price group 1 • 1 mm edges: plastic	1 Style number 2 Laminate color number for top 3 Plastic color number for 1 mm edges of laminate top 4 Options, if selected (see below) ▶See *Surface Materials,* page 431.

	Options	U.S. Price	Required to Specify
Surface Materials	**Laminate top**		
	• Laminate price group 2	See information at left	Specify laminate color number.
	• Open Line laminate	+$ 74 plus cost of laminate	▶See *Surface Materials Reference Manual.*
	Door		
	• Paint	No cost	Specify paint color.
	• Anodized aluminum	+$ 10 per door	Specify *with 8043 Clear Anodized Aluminum.*
Power Access Door	**Applies to 30"W**		
	• No power access	No cost	Specify *with no power access.*
	• Power access door center	+$ 98	Specify *with power access door center.*
	Applies to 36"W to 48"W		
	• No power access	No cost	Specify *with no power access.*
	• Power access door center	+$ 98	Specify *with power access door center.*
	• Power access door left	+$ 98	Specify *with power access door left.*
	• Power access door right	+$ 98	Specify *with power access door right.*
	Applies to 54"W to 66"W		
	• No power access	No cost	Specify *with no power access.*
	• Power access door center	+$ 98	Specify *with power access door center.*
	• Power access door left	+$ 98	Specify *with power access door left.*
	• Power access door right	+$ 98	Specify *with power access door right.*
	• Power access door left and right	+$196	Specify *with power access door left and right.*
	Applies to 72"W to 96"W		
	• No power access	No cost	Specify *with no power access.*
	• Power access door center	+$ 98	Specify *with power access door center.*
	• Power access door left	+$ 98	Specify *with power access door left.*
	• Power access door right	+$ 98	Specify *with power access door right.*
	• Power access door left and right	+$196	Specify *with power access door left and right.*
	• Power access door left and center	+$196	Specify *with power access door left and center.*
	• Power access door right and center	+$196	Specify *with power access door right and center.*
	• Power access door left, right, and center	+$294	Specify *with power access door left, right, and center.*

▶**Specification Information, on next page**

For Canadian Pricing
Multiply U.S. Price by the Canadian price factor.
▶See page 1 for details.

▶ Options, on previous page

Specification Information

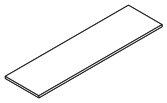

Individual File Laminate Tops

Dimensions D	W	H	Style Number	U.S. Base Price
18⅜"	30"	1 3/16"	**TSBST1830**	$193
18⅜"	36"	1 3/16"	**TSBST1836**	$209
18⅜"	42"	1 3/16"	**TSBST1842**	$225
23½"	30"	1 3/16"	**TSBST2430**	$214
23½"	36"	1 3/16"	**TSBST2436**	$225
23½"	42"	1 3/16"	**TSBST2442**	$242

Laminate Common Tops

18⅜"	48"	1 3/16"	**TSBST1848**	$270
18⅜"	54"	1 3/16"	**TSBST1854**	$290
18⅜"	60"	1 3/16"	**TSBST1860**	$312
18⅜"	66"	1 3/16"	**TSBST1866**	$362
18⅜"	72"	1 3/16"	**TSBST1872**	$405
18⅜"	78"	1 3/16"	**TSBST1878**	$517
18⅜"	84"	1 3/16"	**TSBST1884**	$546
18⅜"	90"	1 3/16"	**TSBST1890**	$577
18⅜"	96"	1 3/16"	**TSBST1896**	$605
23½"	48"	1 3/16"	**TSBST2448**	$289
23½"	54"	1 3/16"	**TSBST2454**	$308
23½"	60"	1 3/16"	**TSBST2460**	$327
23½"	66"	1 3/16"	**TSBST2466**	$368
23½"	72"	1 3/16"	**TSBST2472**	$410
23½"	78"	1 3/16"	**TSBST2478**	$548
23½"	84"	1 3/16"	**TSBST2484**	$607
23½"	90"	1 3/16"	**TSBST2490**	$630
23½"	96"	1 3/16"	**TSBST2496**	$674

For Canadian Pricing
Multiply U.S. Price by the Canadian price factor.
▶ See page 1 for details.

Connectors

Steel Storage Connectors

Tip: For use with universal steel storage only.

Tip: Universal enhanced laminate to Answer beam connectors are available.
▶ See *Answer Beam and Answer Fence Specification Guide.*

Standard Includes	Required to Specify
▶ Need help? Product details, page 106 • Connector: black paint • Attachment hardware	Style number

Specification Information			
Dimensions H	Dimensions D	Style Number	U.S. Price
Worksurface-to-Tower Connectors			
N.A.	24"	**UFSTOWER24**	$130
N.A.	30"	**UFSTOWER30**	$130
Low Storage-to-Panel Connectors for One-High Storage			
Left-Hand - For use with Answer			
8¾"	24"	**UFSLOWLHANS**	$ 95
Right-Hand - For use with Answer			
8¾"	24"	**UFSLOWRHANS**	$ 95
Medium Storage-to-Panel Connectors for 1.5-High, Two-High, and Three-High Storage			
Left-Hand - For use with Answer			
16"	24"	**UFSMEDLHANS**	$ 95
Left-Hand - For use with Montage			
16"	24"	**UFSMEDLHMON**	$ 95
Right-Hand - For use with Answer			
16"	24"	**UFSMEDRHANS**	$ 95
Right-Hand - For use with Montage			
16"	24"	**UFSMEDRHMON**	$ 95
Tall Storage-to-Panel Connectors for 48"H, Four-High, and Five-High Storage			
Left-Hand - For use with Answer			
39⅝"	N.A.	**UFSTALLLHANS**	$ 95
Left-Hand - For use with Montage			
39⅝"	N.A.	**UFSTALLLHMON**	$ 95
Right-Hand - For use with Answer			
39⅝"	N.A.	**UFSTALLRHANS**	$ 95
Right-Hand - For use with Montage			
39⅝"	N.A.	**UFSTALLRHMON**	$ 95

Storage-to-Beam Connectors

For Use with Fabric or Steel Skins

Tip: Only for use with Universal laminate enhanced storage.

Standard Includes		Required to Specify
▶ Need help? Product details, page 107	• Connector: black paint • Attachment hardware	Style number

Specification Information		
H	Style Number	U.S. Price

Low Storage-to-Beam Connectors for One-High Storage

Left-Hand		
10 3/16"	**UFLLOWLHBTKHS**	$93
Right-Hand		
10 3/16"	**UFLLOWRHBTKHS**	$93

Medium Storage-to-Beam Connectors for 1.5-High and Two-High Storage

Left-Hand		
16 3/8"	**UFLMEDLHBTKHS**	$93
Right-Hand		
16 3/8"	**UFLMEDRHBTKHS**	$93

Recessed Back-to-Beam Connectors for One-High Storage

Left-Hand		
10 3/16"	**UFLLOWLHRBTKHS**	$93
Right-Hand		
10 3/16"	**UFLLOWRHRBTKHS**	$93

Recessed Back-to-Beam Connectors for 1.5-High and Two-High Storage

Left-Hand		
16 3/8"	**UFLMEDLHRBTKHS**	$93
Right-Hand		
16 3/8"	**UFLMEDRHRBTKHS**	$93

For Canadian Pricing
Multiply U.S. Price by the Canadian price factor.
▶ See page 1 for details.

Storage-to-Beam Connectors

For Use with Laminate or Wood Skins

Tip: Only for use with Universal laminate enhanced storage.

Standard Includes		Required to Specify
▶ Need help? Product details, page 107	• Connector: black paint • Attachment hardware	Style number

Specification Information		
H	Style Number	U.S. Price

Low Storage-to-Beam Connectors for One-High Storage

Left-Hand		
10 3/16"	**UFLLOWLHBLW**	$93
Right-Hand		
10 3/16"	**UFLLOWRHBLW**	$93

Medium Storage-to-Beam Connectors for 1.5-High and Two-High Storage

Left-Hand		
16 3/8"	**UFLMEDLHBLW**	$93
Right-Hand		
16 3/8"	**UFLMEDRHBLW**	$93

Recessed Back-to-Beam Connectors for One-High Storage

Left-Hand		
10 3/16"	**UFLLOWLHRBLW**	$93
Right-Hand		
10 3/16"	**UFLLOWRHRBLW**	$93

Recessed Back-to-Beam Connectors for 1.5-High and Two-High Storage

Left-Hand		
16 3/8"	**UFLMEDLHRBLW**	$93
Right-Hand		
16 3/8"	**UFLMEDRHRBLW**	$93

For Canadian Pricing
Multiply U.S. Price by the Canadian price factor.
▶ See page 1 for details.

Supports

Answer Beam Stanchion Supports

Standard Includes	Required to Specify
▶ Need help? Product details, page 108 • Stanchions, quantity of two: 4799 Platinum Metallic • Hardware kit	Style number

Specification Information

Style Number	U.S. Price

Single Sided

TSBSTS	$194

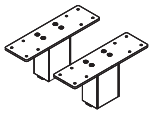

Double Sided/Centered

TSBSTC	$194

For Canadian Pricing
Multiply U.S. Price by the Canadian price factor.
▶ See page 1 for details.

Mid-Storage Supports

Standard Includes		Required to Specify
▶ Need help? Product details, page 109	• Mid-storage support: 4799 Platinum Metallic • Attachment hardware	Style number

Specification Information				
• Aligned Height with Organizer	• Aligned Height with Overhead	• Support Height	• Style Number	• U.S. Price
For Use with 1.5-High Universal Laminate Enhanced Storage				
42"	48"	10½"	**TSB15H**	$312
For Use with Two-High Universal Laminate Enhanced Storage or Worksurface				
42"	48"	4½"	**TSB2H**	$312

For Canadian Pricing
Multiply U.S. Price by the Canadian price factor.
▶ See page 1 for details.

Adjustable Shelves

Adjustable Steel Standard Shelves
For Use with Towers

Tip: Adjustable shelves are for field installation only.

	Standard Includes	Required to Specify
▶ Need help? Product details, page 110	• ¾"H adjustable shelf: all paint price groups • Set of adjustable brackets: black only	1 Style number 2 Paint color number for shelf ▶ See *Surface Materials,* page 432.

Specification Information

Dimensions D	Dimensions W	Style Number	U.S. Price
For Use with Open Side Towers			
24"	15"	**RXSA2415**	$62
30"	15"	**RXSA3015**	$67
For Use with Dual Door Towers and Full Front Towers			
24"	15"	**RXSAFFT2415**	$62

Adjustable Glass Shelves
For Use with Open Side Towers Only

Tip: Adjustable shelves are for field installation only.

	Standard Includes	Required to Specify
▶ Need help? Product details, page 110	• ⅜"H adjustable shelf: frosted glass only • Set of four adjustable brackets: black only	Style number

Specification Information

Dimensions D	Dimensions W	Style Number	U.S. Price
24"	15"	**RXSG2415**	$153
30"	15"	**RXSG3015**	$171

For Canadian Pricing
Multiply U.S. Price by the Canadian price factor.
▶ See page 1 for details.

Adjustable Steel Standard Shelves

For Use with Bookcases, Combination Cabinets, Wardrobe Cabinets, Overfile Cabinets, and Storage Cabinets

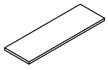

Tip: Adjustable shelves are for field installation only.

Standard Includes	Required to Specify
▶ Need help? Product details, page 110 • ¾"H adjustable shelf: all paint price groups • Set of four adjustable brackets: black only	1 Style number 2 Paint color number for shelf ▶ See *Surface Materials,* page 432.

Specification Information

Dimensions D	Dimensions W	Style Number	U.S. Price
For Use with Bookcases			
15"	24"	**RXSA1524**	$ 62
15"	30"	**RXSA1530**	$ 67
15"	36"	**RXSA1536**	$ 76
15"	42"	**RXSA1542**	$ 99
For Use with Combination Cabinets, Wardrobe Cabinets, Overfile Cabinets, and Storage Cabinets			
18"	30"	**RXSA1830**	$ 76
18"	36"	**RXSA1836**	$ 79
18"	42"	**RXSA1842**	$103
24"	24"	**RXSA2424**	$ 76
24"	30"	**RXSA2430**	$ 79
24"	36"	**RXSA2436**	$ 92

Tip: When ordering additional adjustable shelves for wardrobe cabinets with partitions, note that the partition and coat space occupy 6" of the case interior. Order shelves 6" shorter than the overall width of the cabinet.

For Canadian Pricing
Multiply U.S. Price by the Canadian price factor.
▶ See page 1 for details.

Steel Storage Accessories

Rails

For Use in Pedestals Manufactured after February 22, 2004
For Use in Universal Towers and Universal Workstation Verticals

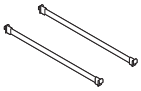

Tip: Two rails per drawer accommodate side-to-side filing of letter-, A4-, and legal-size hanging folders. Exception: Legal-size file folders cannot be filed in 18"D pedestals.

Tip: For pedestals manufactured on or before February 22, 2004, see Service Parts catalog.

	Standard Includes	Required to Specify
▶ Need help? Product details, page 111	• Package of two rails: black only	Style number

Specification Information

Width	Style Number	U.S. Price
12"	**RXADRL15**	$27

Dividers

For Use in Pedestals Manufactured after February 22, 2004
For Use in Universal Towers and Universal Workstation Verticals

Tip: For pedestals manufactured on or before February 22, 2004, see Service Parts catalog.

	Standard Includes	Required to Specify
▶ Need help? Product details, page 111	• Package of dividers: black only	Style number

Specification Information

Width	Quantity	Style Number	U.S. Price
For Use in 6"H Drawers			
12"	2	**RDV1506**	$ 42
For Use in 12"H Drawers			
12"	2	**RDV1512**	$ 45
12"	10	**RDV151210**	$210

For Canadian Pricing
Multiply U.S. Price by the Canadian price factor.
▶ See page 1 for details.

Pencil Tray

For Use in Pedestals, Universal Towers and Universal Workstation Verticals

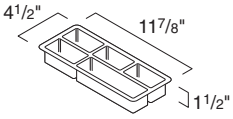

Tip: Pedestals with box drawers include one pencil tray per pedestal.

Standard Includes	Required to Specify
▶ Need help? Product details, page 112 • Pencil tray: black only	Style number

Specification Information

Style Number	U.S. Price
RPXDPT	$36

Reference Shelf

For Use in Pedestals Manufactured after February 22, 2004
For Use in Universal Towers and Universal Workstation Verticals

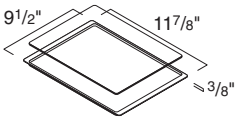

Standard Includes	Required to Specify
▶ Need help? Product details, page 112 • Reference shelf: black only • Insert: clear plastic only	Style number

Specification Information

Style Number	U.S. Price
RPXDRS	$51

Hanging Folder Bars

For Use with Universal Lateral Files and Universal Combination Cabinets Manufactured on or after October 17, 2005
For Use with 900 Series, 800 Series, and TS 200 Series Lateral Files Manufactured on or after May 5, 1997

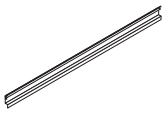

Standard Includes	Required to Specify
▶ Need help? Product details, page 112 • Hanging folder bar: black only	Style number

Specification Information

Width	Style Number	U.S. Price
30"	**RAHF30**	$15
36"	**RAHF36**	$15
42"	**RAHF42**	$15

For Canadian Pricing
Multiply U.S. Price by the Canadian price factor.
▶ See page 1 for details.

Rails

For Use with Lateral Files and Combination Cabinets

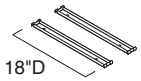

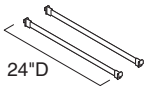

Tip: All drawer sizes require two rails per drawer for maximum capacity front-to-back filing.

Tip: Actual rail dimensions are 15½"D for an 18"D cabinet and 20"D for a 24"D cabinet.

Standard Includes	Required to Specify
▶ Need help? Product details, page 112	• Package of two or four rails: black only	Style number

Specification Information

Depth	Style Number	U.S. Price
Package of Two		
18"	**800RW**	$36
24"	**RXADRL24**	$27
Package of Four		
24"	**RXADRL2442**	$49

Dividers

For Use in Lateral Files and Combination Cabinets

Standard Includes	Required to Specify
▶ Need help? Product details, page 113	• Carton of three dividers: black only	Style number

Specification Information

Dimensions D	W	H	Style Number	U.S. Price
For Use in 12"H Drawers or 12"H Roll-Out Shelves				
11⅞"	1/16"	6¼"	**800DV12**	$28
For Use in 6"H Roll-Out Shelves or Drawers and 9"H Drawers				
13½"	1/16"	3⅝"	**800DV6**	$28

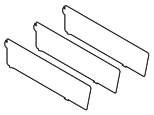

For Canadian Pricing
Multiply U.S. Price by the Canadian price factor.
▶ See page 1 for details.

Shelf Divider Assembly

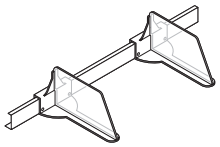

Standard Includes		Required to Specify
▶ Need help? Product details, page 113	• Divider bracket: black only • Two dividers: clear plastic	Style number

Specification Information

Width	Style Number	U.S. Price
30"	**RASTDIV30**	$103
36"	**RASTDIV36**	$103
42"	**RASTDIV42**	$103

Bookends

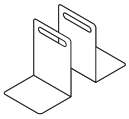

Standard Includes		Required to Specify
▶ Need help? Product details, page 113	• Package of two or twenty bookends: 6695 Midnight only	Style number

Specification Information

Style Number	Quantity	U.S. Price
KDIV02	2	$ 33
KDIV20	20	$309

For Canadian Pricing
Multiply U.S. Price by the Canadian price factor.
▶ See page 1 for details.

Wood Drawer Pulls

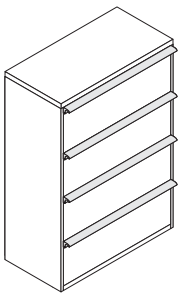

Standard Includes		Required to Specify
▶ Need help? Product details, page 114	• Pull: wood group 1	1 Style number 2 Wood color number 3 Options, if selected (see below) ▶ See *Surface Materials,* page 432.

	Options	U.S. Price	Required to Specify
Surface Materials	• Customiz stain	No cost	Specify *with Customiz stain.* ▶ See *Surface Materials Reference Manual.*

Specification Information

Width	Style Number	U.S. Price
15"	**RPULL15W**	$179
30"	**RPULL30W**	$244
36"	**RPULL36W**	$277
42"	**RPULL42W**	$309

Counterweight Packages

For Use with Universal One-High and 1.5-High Lateral Files

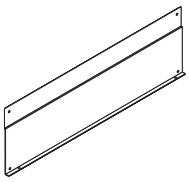

Standard Includes		Required to Specify
▶ Need help? Product details, page 6	• Counterweight: black only • Attachment hardware	Style number

Specification Information

Package Name	Style Number	U.S. Price	Package Name	Style Number	U.S. Price
Package A	**RAACWA**	$233	Package F	**RAACWF**	$233
Package B	**RAACWB**	$167	Package G	**RAACWG**	$233
Package C	**RAACWC**	$233	Package H	**RAACWH**	$167
Package D	**RAACWD**	$128	Package J	**RAACWJ**	$233
Package E	**RAACWE**	$167			

For Canadian Pricing
Multiply U.S. Price by the Canadian price factor.
▶ See page 1 for details.

Counterweight Packages

For Use with Universal 2H, 3H, 4H, and 5H Lateral Files, Combination Cabinets, and Workstation Verticals

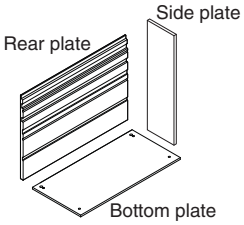

Standard Includes		Required to Specify
▶ Need help? Product details, page 6	• Counterweight: black only • Attachment hardware	Style number

Specification Information

Package Number	Style Number	U.S. Price	Package Number	Style Number	U.S. Price
Package 1	**RAACW1**	$128	Package 5	**RAACW5**	$233
Package 2	**RAACW2**	$128	Package 6	**RAACW6**	$233
Package 3	**RAACW3**	$128	Package 7	**RAACW7**	$233
Package 4	**RAACW4**	$167	Package 8	**RAACW8**	$233

Counterweight Packages

For Use with Universal Towers

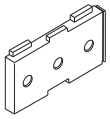

Tip: Tower packages 1 and 2 are for 18"D and 24"D units and tower package 3 is for 30"D units.

Standard Includes		Required to Specify
▶ Need help? Product details, page 6	• Counterweight: black only • Attachment hardware	Style number

Specification Information

Package Name	Style Number	U.S. Price
Tower package 1	**RAACT1**	$114
Tower package 2	**RAACT2**	$140
Tower package 3	**RAACT3**	$114

For Canadian Pricing
Multiply U.S. Price by the Canadian price factor.
▶ See page 1 for details.

Counterweight Packages

For Use with Bookcases

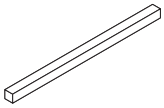

Standard Includes	Required to Specify
▶ Need help? Product details, page 6 • Counterweight: black only • Cover: paint	1 Style number 2 Paint color number for cover ▶ See *Surface Materials,* page 432.

Specification Information

For Use with	Style Number	U.S. Price
24"W bookcases	**RAACB2401**	$103
30"W bookcases	**RAACB3001**	$110
36"W bookcases	**RAACB3601**	$133
42"W bookcases	**RAACB4201**	$142

Attachment Brackets

Tip: For use with universal steel storage only.

Standard Includes	Required to Specify
▶ Need help? Product details, page 114 • Bracket: black paint only • Attachment hardware	Style number

Specification Information

Style Number	U.S. Price
To Connect File or Cabinet to Avenir Panels	
PAB7	$31
To Start Run of Avenir Panels from Back or Side of Taller Lateral File	
PAB6	$31

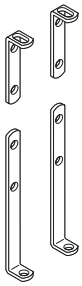

For Canadian Pricing
Multiply U.S. Price by the Canadian price factor.
▶ See page 1 for details.

Anchor Bracket Package for Products with Glides

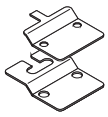

Tip: Four bracket packages are required for each cabinet.

	Standard Includes	Required to Specify
▶ Need help? Product details, page 115	• Two-piece anchor bracket and attachment hardware	Style number

Specification Information

Style Number	U.S. Price
RAANBRK	$38

Anchor Bracket Package for FrameOne Feet

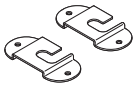

	Standard Includes	Required to Specify
▶ Need help? Product details, page 115	• Brackets	Style number

Specification Information

Style Number	U.S. Price
FMFA	$48

For Canadian Pricing
Multiply U.S. Price by the Canadian price factor.
▶ See page 1 for details.

Underworksurface Lateral File Fillers

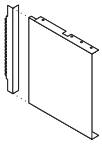

Tip: Order filler to match nominal depth of worksurfaces.

Tip: 24"D filler is used with 18"D storage. 30"D filler is used with 18"D or 24"D storage.

Tip: Fillers are for use with a Universal 3" base only.

Standard Includes	Required to Specify
▶Need help? Product details, page 115 • Filler: paint	1 Style number 2 Paint color number 3 Options, if selected (see below) ▶See *Surface Materials,* page 432.

	Options	U.S. Price	Required to Specify
Surface Materials	• Paint price group 1	No cost	Specify paint color number.
	• Paint price group 2	+$32	Specify paint color number.
	• Paint price group 3	+$52	Specify paint color number.

Specification Information

Depth	Style Number	U.S. Base Price
For Lateral Files with Flush Steel Fronts		
24"	**ULFF24F**	$57
30"	**ULFF30F**	$57
For Lateral Files with Proud Fronts		
24"	**ULFF24P**	$57
30"	**ULFF30P**	$57

Attachment Cable

Tip: For use with under-worksurface lateral files.

Standard Includes	Required to Specify
• Attachment cable • Package of 1 or 25	Style number

Specification Information

Style Number	U.S. Price
PAB12 (package of 1)	$ 22
PAB12M (package of 25)	$336

For Canadian Pricing
Multiply U.S. Price by the Canadian price factor.
▶See page 1 for details.

Specifying Universal Laminate Enhanced Storage Products

Universal Laminate Enhanced Pedestals
- Universal Laminate Enhanced Fixed Pedestals **360**
- Universal Laminate Enhanced Mobile Pedestal **362**

Universal Laminate Enhanced Overheads with Sliding Doors, Hinged Doors, or Open Fronts **364**

Universal Laminate Enhanced Organizers **368**

Universal Laminate Enhanced One-High, 1.5-High, and Two-High Storage **370**

Universal Laminate Enhanced One-High and 1.5-High Storage for Ology Application **373**

Universal Laminate Enhanced Credenzas **374**

Universal Laminate Enhanced Credenzas for Ology Application **376**

Universal Laminate Enhanced Tops for Ology Application **377**

Universal Laminate Enhanced One-High, 1.5-High, and Two-High Storage Filler Panels **378**

Universal Laminate Enhanced Towers and Wardrobes
- Universal Laminate Enhanced Single Door Towers **380**
- Universal Laminate Enhanced Dual Door Towers **382**
- Universal Laminate Enhanced Side Access Towers **384**
- Universal Laminate Enhanced Wardrobes **386**

Universal Laminate Enhanced Lateral Files **388**

Universal Laminate Enhanced Bookcases **390**

Ganging Hardware for Universal Laminate Enhanced Storage **391**

Universal Laminate Enhanced Fixed Pedestals

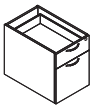

	Standard Includes	Required to Specify
▶ Need help? Product details, page 124	• Case: Low-Pressure Laminate • Drawer fronts: Low-Pressure Laminate • Pulls: metal • Full drawer interiors: black only – One pencil tray on pedestals with box drawers • Lock, keyed random • Mounting hardware • Four adjustable leveling glides • Counterweight	1 Style number 2 Laminate color number for case 3 Laminate color number for drawer fronts 4 Pull (see below under required selections) 5 Color number for pulls 6 Color number for lock 7 Options, if selected (see below) ▶ See *Surface Materials,* page 432.

Required Selections

Pulls

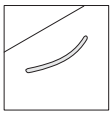
Contemporary

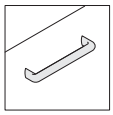
Jazz

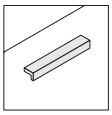
Ledge

	Options	U.S. Price	Required to Specify
Pulls	• Contemporary	No cost	Specify *with contemporary pulls.*
	• Ledge: 7207 Black	No cost	Specify *with 7207 Black ledge pulls.*
	• Ledge: 4799 Platinum Metallic	+$ 6	Specify *with 4799 Platinum Metallic ledge pulls.*
	• Jazz	+$18 per pull	Specify *with jazz pulls.*
Counterweights	**Pedestals with drawers**		
	• No counterweight	–$60	Specify *with no counterweight.*
Lock and Keying	**Lock**		
	• Polished Chrome	No cost	Specify *with 9201 Polished Chrome lock.*
	• Ember Chrome	No cost	Specify *with 9250 Ember Chrome lock.*
	Keying		
	• Factory- and field-installed keying		▶ Page 444

Tip: Jazz pulls are priced per pull. Ledge pulls are priced per fixed pedestal.

Tip: Counterweight packages are required to ensure product stability and are ordered as an option or separately. Product specification pages indicate the correct counterweight package for each style number and any exceptions where counterweights are not required.
▶ See *Counterweight Requirements for Storage Products,* pages 7–14.

For Canadian Pricing
Multiply U.S. Price by the Canadian price factor.
▶ See page 1 for details.

Specification Information

Dimensions D	Dimensions W	Dimensions H	Counterweight Package	Style Number	U.S. Base Price
21 11/32"H Fixed Pedestal					
One Box Drawer and One File Drawer					
24"	15 17/32"	21 11/32"	Included	**REPD241521BF**	$ 917
27 11/32"H Fixed Pedestal					
Two Box Drawers and One File Drawer					
18 7/8"	12"	27 11/32"	Included	**REPD181227BBF**	$ 981
18 7/8"	15 17/32"	27 11/32"	Included	**REPD181527BBF**	$1023
24"	12"	27 11/32"	Included	**REPD241227BBF**	$1023
24"	15 17/32"	27 11/32"	Included	**REPD241527BBF**	$1066
30"	15 17/32"	27 11/32"	Included	**REPD301527BBF**	$1109
Two File Drawers					
18 7/8"	12"	27 11/32"	Included	**REPD181227FF**	$ 938
18 7/8"	15 17/32"	27 11/32"	Included	**REPD181527FF**	$ 981
24"	12"	27 11/32"	Included	**REPD241227FF**	$ 981
24"	15 17/32"	27 11/32"	Included	**REPD241527FF**	$1023
30"	15 17/32"	27 11/32"	Included	**REPD301527FF**	$1066
With Doors Hinged Left					
18 7/8"	10"	27 11/32"	Not required	**REPD181027DL**	$ 747
24"	10"	27 11/32"	Not required	**REPD241027DL**	$ 768
With Doors Hinged Right					
18 7/8"	10"	27 11/32"	Not required	**REPD181027DR**	$ 747
24"	10"	27 11/32"	Not required	**REPD241027DR**	$ 768

For Canadian Pricing
Multiply U.S. Price by the Canadian price factor.
▶ See page 1 for details.

Universal Laminate Enhanced Mobile Pedestal

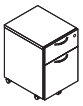

Tip: Counterweight packages are required to ensure product stability and are ordered as an option or separately. Product specification pages indicate the correct counterweight package for each style number and any exceptions where counterweights are not required.
▶See *Counterweight Requirements for Storage Products,* pages 7–14.

	Standard Includes	Required to Specify
▶Need help? Product details, page 124	• Case: Low-Pressure Laminate • Drawer fronts: Low-Pressure Laminate • 1"H top: Low-Pressure Laminate • Pulls: metal • Full drawer interiors: black only – One pencil tray • Lock, keyed random • Five hard-composition, non-locking casters: black only • Safety interlock mechanism • Counterweight	1 Style number 2 Laminate color number for case 3 Laminate color number for drawer fronts 4 Laminate color number for top 5 Pull (see below under Required Selections) 6 Color number for pulls 7 Color number for lock 8 Options, if selected (see below) ▶See *Surface Materials,* page 432.

Required Selections

Pulls

Contemporary

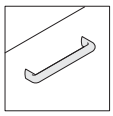
Jazz

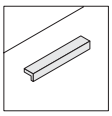
Ledge

	Options	U.S. Price	Required to Specify
Surface Materials	**Upholstery on pedestal cushion top**		
	• Fabric price group 1	No cost	Specify fabric color number.
	• Fabric price group 2	+$ 10	Specify fabric color number.
	• Fabric price group 3	+$ 42	Specify fabric color number.
	• Fabric price group 4	+$ 51	Specify fabric color number.
	• Fabric price group 5	+$ 65	Specify fabric color number.
	• Fabric price group 6	+$ 92	Specify fabric color number.
	• Fabric price group 7	+$111	Specify fabric color number.
	• Fabric price group 8	+$161	Specify fabric color number.
	• Fabric price group 9	+$206	Specify fabric color number.
	• Fabric price group 10	+$250	Specify fabric color number.
	• Leather price group	+$641	Specify leather color number.
	• Select Surfaces leather price group 1	+$641	▶See *Surface Materials Reference Manual.*
	• Elmosoft leather price group	+$741	Specify Elmosoft leather color number. ▶See *Surface Materials,* page 432.
	• Select Surfaces leather price group 2	+$741	▶See *Surface Materials Reference Manual.*
	• Customer's Own Material (COM) or Customer's Own Leather (COL)	+$ 16	▶See *Surface Materials Reference Manual* to specify.
Pulls	• Contemporary	No cost	Specify *with contemporary pulls.*
	• Ledge: 7207 Black	No cost	Specify *with 7207 Black ledge pulls.*
	• Ledge: 4799 Platinum Metallic	+$ 6	Specify *with 4799 Platinum Metallic ledge pulls.*
	• Jazz	+$18 per pull	Specify *with jazz pulls.*
Lock and Keying	**Lock**		
	• Polished Chrome	No cost	Specify *with 9201 Polished Chrome lock.*
	• Ember Chrome	No cost	Specify *with 9250 Ember Chrome lock.*
	Keying		
	• Factory- and field-installed keying		▶Page 444

Tip: Jazz pulls are priced per pull. Ledge pulls are priced per mobile pedestal.

For Canadian Pricing
Multiply U.S. Price by the Canadian price factor.
▶See page 1 for details.

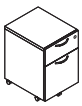

Box/File

Dimensions D	Dimensions W	Dimensions H	Counterweight Package	Style Number	U.S. Base Price
18⅞"	15½"	23"	Included	**REPD181523BFM**	$1013

Pedestal Cushion

Pedestal Cushion Top for Field Installation on REPD181523BFM				
Dimensions D	Dimensions W	Dimensions H	Style Number	U.S. Base Price
18⅞"	15½"	2¼"	**REPXTC1815**	$271

For Canadian Pricing
Multiply U.S. Price by the Canadian price factor.
▶ See page 1 for details.

Universal Laminate Enhanced Overheads with Sliding Doors, Hinged Doors, or Open Fronts

	Standard Includes	Required to Specify
▶ Need help? Product details, page 126	• Case: Low-Pressure Laminate • Top: Low-Pressure Laminate • Sliding door: Low-Pressure Laminate, if selected • Hinged door: Low-Pressure Laminate, if selected • Lock, keyed random, on overheads with hinged doors only	1 Style number 2 Laminate color number for case 3 Laminate color number for top 4 Laminate color number for door, if selected 5 Bracket selection (see below under Required Selections) 6 Options, if selected (see below) ▶ See *Surface Materials,* page 432.

Tip: Specify with no brackets when suspending overhead from a tower, FrameOne stanchion mount, Answer Beam applications, or Answer top cap mount. Additional brackets required. ▶ See *Answer Beam and Answer Fence* or *Benching Specification Guide* for specifying information.

	Required Selections	U.S. Price	Required to Specify
Brackets	**No brackets**		
	• No brackets	No cost	Specify *with no brackets.*
	Attachment brackets		
	• Answer panel bracket	+$ 32	Specify *with Answer panel bracket.*
	• Answer Duo support column	+$272	Specify *with Answer Duo support column.*
	• 36"W–66"W wall mount bracket	+$ 98	Specify *with wall mount bracket.*
	• 72"W wall mount bracket	+$133	Specify *with wall mount bracket.*

Tip: Overheads with sliding doors do not lock.

Tip: Laminate overheads larger than 48"W cannot attach to Answer panels.

	Options	U.S. Price	Required to Specify
Door	**Sliding door**		
	• Markerboard door	Prices below and at right	Specify *with front option* and select markerboard.
Lock and Keying	**Lock**		
	• Polished Chrome	No cost	Specify *with 9201 Polished Chrome lock.*
	• Ember Chrome	No cost	Specify *with 9250 Ember Chrome lock.*
	Keying		
	• Factory- and field-installed keying		▶ Page 444
Related Products	• Answer beam stanchion supports		▶ Page 346
	• Mid-storage supports		▶ Page 347
	• Storage-to-beam connectors		▶ Page 343
	• Ganging hardware for Universal laminate enhanced storage		▶ Page 391

Specification Information

Overhead with Sliding Door

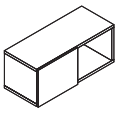

Dimensions D	W	H	Number of Doors	Style Number	U.S. Base Price	Option (Add $ to Base Price) Markerboard Door
Personal						
15¾"	36"	15"	1	**RESB153615**	$1013	+$180
15¾"	42"	15"	1	**RESB154215**	$1173	+$210
15¾"	48"	15"	1	**RESB154815**	$1386	+$239
15¾"	54"	15"	1	**RESB155415**	$1472	+$269
15¾"	60"	15"	1	**RESB156015**	$1551	+$298
15¾"	66"	15"	1	**RESB156615**	$1605	+$329
15¾"	72"	15"	1	**RESB157215**	$1658	+$359

For Canadian Pricing
Multiply U.S. Price by the Canadian price factor.
▶ See page 1 for details.

▶ **Specification Information, continued on next page**

▶Specification Information, continued from previous page

Specification Information

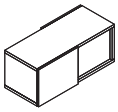

Overhead with Sliding Doors

Dimensions D	W	H	Number of Doors	Style Number	U.S. Base Price	Option (Add $ to Base Price) Markerboard Door
Shared						
15¾"	36"	15"	2	**RESB153615S**	$1226	+$348
15¾"	42"	15"	2	**RESB154215S**	$1386	+$407
15¾"	48"	15"	2	**RESB154815S**	$1600	+$465
15¾"	54"	15"	2	**RESB155415S**	$1685	+$523
15¾"	60"	15"	2	**RESB156015S**	$1764	+$581
15¾"	66"	15"	2	**RESB156615S**	$1818	+$640
15¾"	72"	15"	2	**RESB157215S**	$1871	+$697

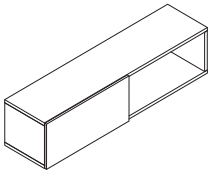

Overhead with Sliding Door for Use with Answer Beam, Dual-Sided Application

Personal						
15¾"	61½"	15"	1	**RESB156115AB**	$1571	+$297
15¾"	67½"	15"	1	**RESB156715AB**	$1613	+$327
15¾"	73½"	15"	1	**RESB157315AB**	$1666	+$356

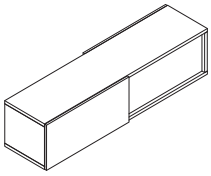

Overhead with Sliding Door for Use with Answer Beam, Dual-Sided Application

Shared						
15¾"	61½"	15"	2	**RESB156115SAB**	$1785	+$596
15¾"	67½"	15"	2	**RESB156715SAB**	$1826	+$653
15¾"	73½"	15"	2	**RESB157315SAB**	$1881	+$711

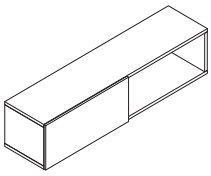

Overhead with Sliding Door for Use with Answer Beam, Single-Sided Application

Personal						
15¾"	63"	15"	1	**RESB156315AB**	$1592	+$305
15¾"	69"	15"	1	**RESB156915AB**	$1634	+$334
15¾"	75"	15"	1	**RESB157515AB**	$1687	+$363

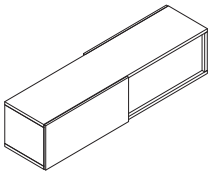

Overhead with Sliding Door for Use with Answer Beam, Single-Sided Application

Shared						
15¾"	63"	15"	2	**RESB156315SAB**	$1805	+$610
15¾"	69"	15"	2	**RESB156915SAB**	$1847	+$668
15¾"	75"	15"	2	**RESB157515SAB**	$1902	+$726

▶Specification Information, continued on next page

For Canadian Pricing
Multiply U.S. Price by the Canadian price factor.
▶See page 1 for details.

▶Specification Information, continued from previous page

Specification Information

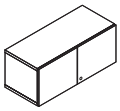

Tip: Overheads with three doors will have two doors hinged right. Overheads with four doors will have two doors hinged left, and two hinged right. Doors will always open from the center out.

Overhead with Hinged Doors

Dimensions D	W	H	Number of Doors	Style Number	U.S. Base Price
15¾"	36"	15"	2	**REHB153615**	$1119
15¾"	42"	15"	3	**REHB154215**	$1279
15¾"	48"	15"	3	**REHB154815**	$1492
15¾"	54"	15"	3	**REHB155415**	$1578
15¾"	60"	15"	3	**REHB156015**	$1658
15¾"	66"	15"	4	**REHB156615**	$1711
15¾"	72"	15"	4	**REHB157215**	$1764

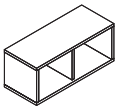

Overhead with No Doors, Open

Personal

15"	36"	15"	N.A.	**REQB153615**	$ 800
15"	42"	15"	N.A.	**REQB154215**	$ 960
15"	48"	15"	N.A.	**REQB154815**	$1173
15"	54"	15"	N.A.	**REQB155415**	$1258
15"	60"	15"	N.A.	**REQB156015**	$1337
15"	66"	15"	N.A.	**REQB156615**	$1392
15"	72"	15"	N.A.	**REQB157215**	$1445

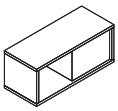

Overhead with No Doors, Open

Shared

15"	36"	15"	N.A.	**REQB153615S**	$ 906
15"	42"	15"	N.A.	**REQB154215S**	$1066
15"	48"	15"	N.A.	**REQB154815S**	$1279
15"	54"	15"	N.A.	**REQB155415S**	$1364
15"	60"	15"	N.A.	**REQB156015S**	$1445
15"	66"	15"	N.A.	**REQB156615S**	$1498
15"	72"	15"	N.A.	**REQB157215S**	$1551

▶Specification Information, continued on next page

For Canadian Pricing
Multiply U.S. Price by the Canadian price factor.
▶See page 1 for details.

▶Specification Information, continued from previous page

Specification Information

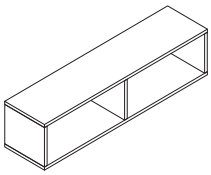

Overhead with No Doors for Use with Answer Beam, Dual-Sided Application

Dimensions D	W	H	Number of Doors	Style Number	U.S. Base Price
Personal					
15"	61½"	15"	N.A.	**REQB156115AB**	$1358
15"	67½"	15"	N.A.	**REQB156715AB**	$1412
15"	73½"	15"	N.A.	**REQB157315AB**	$1465

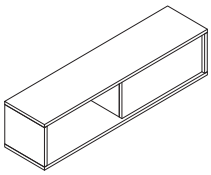

Overhead with No Doors for Use with Answer Beam, Dual-Sided Application

Shared					
15"	61½"	15"	N.A.	**REQB156115SAB**	$1465
15"	67½"	15"	N.A.	**REQB156715SAB**	$1518
15"	73½"	15"	N.A.	**REQB157315SAB**	$1571

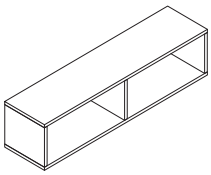

Overhead with No Doors for Use with Answer Beam, Single-Sided Application

Personal					
15"	63"	15"	N.A.	**REQB156315AB**	$1379
15"	69"	15"	N.A.	**REQB156915AB**	$1424
15"	75"	15"	N.A.	**REQB157515AB**	$1486

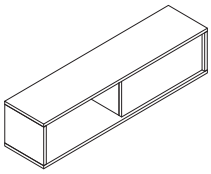

Overhead with No Doors for Use with Answer Beam, Single-Sided Application

Shared					
15"	63"	15"	N.A.	**REQB156315SAB**	$1486
15"	69"	15"	N.A.	**REQB156915SAB**	$1530
15"	75"	15"	N.A.	**REQB157515SAB**	$1592

For Canadian Pricing
Multiply U.S. Price by the Canadian price factor.
▶See page 1 for details.

Universal Laminate Enhanced Organizers

Tip: For appropriate use of Answer beam, mid-storage, and stanchion supports, see Answer Beam and Answer Fence Specification Guide.

	Standard Includes	Required to Specify
▶Need help? Product details, page 126	• Case: Low-Pressure Laminate • Top: Low-Pressure Laminate	1 Style number 2 Laminate color number for case 3 Laminate color number for top 4 Bracket selection (see below under Required Selections) ▶See *Surface Materials,* page 432.

Tip: Specify with no brackets when suspending organizer from a tower, FrameOne stanchion mount, or Answer top cap mount. Additional brackets required.
▶See *Answer Beam and Answer Fence* or *Benching Specification Guide* for specifying information.

Tip: Laminate organizers larger than 48"W cannot attach to Answer panels.

	Required Selections	U.S. Price	Required to Specify
Brackets	**No brackets**		
	• No brackets	No cost	Specify *with no brackets.*
	Attachment brackets		
	• Answer panel bracket	+$ 32	Specify *with Answer panel bracket.*
	• Answer duo support column	+$272	Specify *with Answer Duo support column.*
	• 36"W – 66"W wall mount bracket	+$ 98	Specify *with wall mount bracket.*
	• 72"W wall mount bracket	+$133	Specify *with wall mount bracket.*
Related Products	• Answer beam stanchion supports		▶Page 346
	• Mid-storage supports		▶Page 347
	• Storage-to-beam connectors		▶Page 343
	• Ganging hardware for Universal laminate enhanced storage		▶Page 391

Specification Information

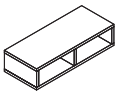

Personal Organizer

Dimensions D	W	H	Style Number	U.S. Base Price
15"	36"	8 27/32"	**REQB15368**	$ 960
15"	42"	8 27/32"	**REQB15428**	$ 986
15"	48"	8 27/32"	**REQB15488**	$1013
15"	54"	8 27/32"	**REQB15548**	$1039
15"	60"	8 27/32"	**REQB15608**	$1066
15"	66"	8 27/32"	**REQB15668**	$1093
15"	72"	8 27/32"	**REQB15728**	$1119

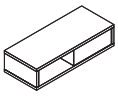

Shared Organizer

Dimensions D	W	H	Style Number	U.S. Base Price
15"	36"	8 27/32"	**REQB15368S**	$ 981
15"	42"	8 27/32"	**REQB15428S**	$1008
15"	48"	8 27/32"	**REQB15488S**	$1034
15"	54"	8 27/32"	**REQB15548S**	$1061
15"	60"	8 27/32"	**REQB15608S**	$1088
15"	66"	8 27/32"	**REQB15668S**	$1114
15"	72"	8 27/32"	**REQB15728S**	$1141

▶**Specification Information, continued on next page**

For Canadian Pricing
Multiply U.S. Price by the Canadian price factor.
▶See page 1 for details.

▶Specification Information, continued from previous page

Specification Information

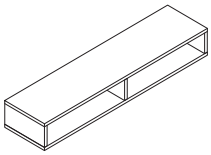

Organizer for Use with Answer Beam, Dual-Sided Application

Personal

Dimensions D	Dimensions W	Dimensions H	Style Number	U.S. Base Price
15"	61½"	8 27/32"	**REQB15618AB**	$1076
15"	67½"	8 27/32"	**REQB15678AB**	$1103
15"	73½"	8 27/32"	**REQB15738AB**	$1129

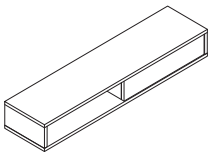

Organizer for Use with Answer Beam, Dual-Sided Application

Shared

Dimensions D	Dimensions W	Dimensions H	Style Number	U.S. Base Price
15"	61½"	8 27/32"	**REQB15618SAB**	$1098
15"	67½"	8 27/32"	**REQB15678SAB**	$1124
15"	73½"	8 27/32"	**REQB15738SAB**	$1151

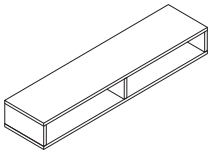

Organizer for Use with Answer Beam, Single-Sided Application

Personal

Dimensions D	Dimensions W	Dimensions H	Style Number	U.S. Base Price
15"	63"	8 27/32"	**REQB15638AB**	$1097
15"	69"	8 27/32"	**REQB15698AB**	$1114
15"	75"	8 27/32"	**REQB15758AB**	$1140

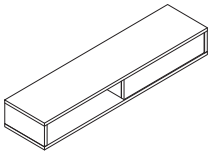

Organizer for Use with Answer Beam, Single-Sided Application

Shared

Dimensions D	Dimensions W	Dimensions H	Style Number	U.S. Base Price
15"	63"	8 27/32"	**REQB15638SAB**	$1109
15"	69"	8 27/32"	**REQB15698SAB**	$1135
15"	75"	8 27/32"	**REQB15758SAB**	$1162

For Canadian Pricing
Multiply U.S. Price by the Canadian price factor.
▶See page 1 for details.

Universal Laminate Enhanced One-High, 1.5-High, and Two-High Storage

with Laminate or Open Fronts

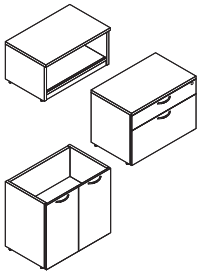

	Standard Includes	Required to Specify
▶Need help? Product details, page 132	• Case: Low-Pressure Laminate • Drawer or door fronts: Low-Pressure Laminate, if selected • 1"H top: Low-Pressure Laminate • Pulls: metal • Central lock, keyed random • Drawer body: black only • Drawer suspensions: black only • Four adjustable leveling glides • Counterweight	1 Style number 2 Laminate color number for case 3 Laminate color number for drawer or door fronts, if selected 4 Laminate color number for top 5 Pull (see below under Required Selections) 6 Color number for pulls 7 Color number for lock 8 Options, if selected (see below) ▶See *Surface Materials,* page 432.

Required Selections

Pulls

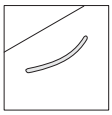

Contemporary

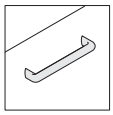

Jazz

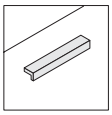

Ledge

	Options	U.S. Price	Required to Specify
Tops	**No top**		
	• 18⅞"D x 30"W	–$160	Specify *with no top.*
	• 18⅞"D x 36"W	–$181	Specify *with no top.*
	• 18⅞"D x 42"W	–$202	Specify *with no top.*
	• 24"D x 30"W	–$186	Specify *with no top.*
	• 24"D x 36"W	–$213	Specify *with no top.*
Recessed Back	**One-High**		
	• Recessed back	–$ 25	Specify *with recessed back.*
	1.5-High		
	• Recessed back	–$ 15	Specify *with recessed back.*
	Two-High		
	• Recessed back	–$ 4	Specify *with recessed back.*
Pulls	• Contemporary	No cost	Specify *with contemporary pulls.*
	• Ledge: 7207 Black	No cost	Specify *with 7207 Black ledge pulls.*
	• Ledge: 4799 Platinum Metallic	+$ 6	Specify *with 4799 Platinum Metallic ledge pulls.*
	• Jazz	+$18 per pull	Specify *with jazz pulls.*
Counterweights	**One-High and 1.5-High low storage with drawers**		
	• No counterweight	–$ 60	Specify *with no counterweight.*
Lock and Keying	**Lock**		
	• Polished Chrome	No cost	Specify *with 9201 Polished Chrome lock.*
	• Ember Chrome	No cost	Specify *with 9250 Ember Chrome lock.*
	Keying		
	• Factory- and field-installed keying		▶Page 444
Related Products	• Square edge tops with optional power access doors		▶Page 339
	• Cushion tops		▶Page 281
	• Basic cushions		▶Page 282
	• Storage-to-beam connectors		▶Page 343
	• Mid-storage supports		▶Page 347
	• Storage filler panels		▶Page 378
	• Ganging hardware		▶Page 391

Tip: Recessed-back option available on 18⅞"D units only.

Tip: Recessed-back option automatically removes top. Specify top separately.
▶See *Answer Beam and Answer Fence Specification Guide.*

Tip: Jazz pulls are priced per pull. Ledge pulls are priced per storage unit.

Tip: Counterweight packages are required to ensure product stability and are ordered as an option or separately. Product specification pages indicate the correct counterweight package for each style number and any exceptions where counterweights are not required.
▶See *Counterweight Requirements for Storage Products,* pages 7–14.

Tip: For Answer beam applications that include low storage with overhead/ organizer, see Answer Beam and Answer Fence Specification Guide.

Specification Information

Dimensions D	W	H	Counterweight Package	Style Number	U.S. Base Price
One-High					
Open Configuration					
18 7/8"	30"	16 11/32"	Not required	**RELS183015Q**	$ 993
18 7/8"	36"	16 11/32"	Not required	**RELS183615Q**	$ 996
18 7/8"	42"	16 11/32"	Not required	**RELS184215Q**	$1100
24"	30"	16 11/32"	Not required	**RELS243015Q**	$1029
24"	36"	16 11/32"	Not required	**RELS243615Q**	$1093
One 12"H Drawer					
18 7/8"	30"	16 11/32"	Included	**RELS183015F**	$1199
18 7/8"	36"	16 11/32"	Included	**RELS183615F**	$1306
24"	30"	16 11/32"	Included	**RELS243015F**	$1295
24"	36"	16 11/32"	Included	**RELS243615F**	$1402
1.5-High					
Open–Open Configuration, One 6"H Opening with Fixed Shelf and One 12"H Opening with Fixed Shelf					
18 7/8"	30"	22 11/32"	Not required	**RELS183021QQ**	$ 960
18 7/8"	36"	22 11/32"	Not required	**RELS183621QQ**	$1023
18 7/8"	42"	22 11/32"	Not required	**RELS184221QQ**	$1218
24"	30"	22 11/32"	Not required	**RELS243021QQ**	$1056
24"	36"	22 11/32"	Not required	**RELS243621QQ**	$1119
Drawer–Drawer Configuration, One Box Drawer and One File Drawer					
18 7/8"	30"	22 11/32"	Included	**RELS183021BF**	$1317
18 7/8"	36"	22 11/32"	Included	**RELS183621BF**	$1423
24"	30"	22 11/32"	Included	**RELS243021BF**	$1412
24"	36"	22 11/32"	Included	**RELS243621BF**	$1519
Open–Drawer Configuration, One 6"H Opening with Fixed Shelf and One 12"H File Drawer					
18 7/8"	30"	22 11/32"	Included	**RELS183021QF**	$1050
18 7/8"	36"	22 11/32"	Included	**RELS183621QF**	$1114
24"	30"	22 11/32"	Included	**RELS243021QF**	$1156
24"	36"	22 11/32"	Included	**RELS243621QF**	$1221

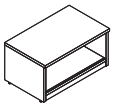

Tip: 42"W open configuration has a center support.

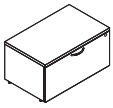

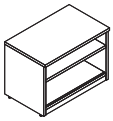

Tip: 42"W open configuration has a center support.

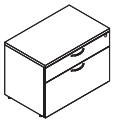

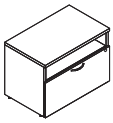

▶ **Specification Information, continued on next page**

For Canadian Pricing
Multiply U.S. Price by the Canadian price factor.
▶ See page 1 for details.

▶Specification Information, continued from previous page

Specification Information

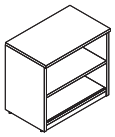

Tip: 42"W open configuration has a center support.

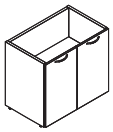

Tip: Low storage with hinged doors without top does not lock.

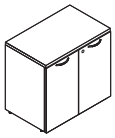

Two-High

Dimensions D	Dimensions W	Dimensions H	Counterweight Package	Style Number	U.S. Base Price
Open–Open Configuration, Two 12"H Openings with Fixed Shelves					
18 7/8"	30"	28 11/32"	Not required	**RELS183027QQ**	$1056
18 7/8"	36"	28 11/32"	Not required	**RELS183627QQ**	$1119
18 7/8"	42"	28 11/32"	Not required	**RELS184227QQ**	$1223
24"	30"	28 11/32"	Not required	**RELS243027QQ**	$1151
24"	36"	28 11/32"	Not required	**RELS243627QQ**	$1216
Two Hinged Doors without Top					
18 7/8"	30"	27 11/32"	Not required	**RELS183027H**	$1119
18 7/8"	36"	27 11/32"	Not required	**RELS183627H**	$1226
24"	30"	27 11/32"	Not required	**RELS243027H**	$1221
24"	36"	27 11/32"	Not required	**RELS243627H**	$1322
Two Hinged Doors with Top					
18 7/8"	30"	28 11/32"	Not required	**RELS183027HT**	$1279
18 7/8"	36"	28 11/32"	Not required	**RELS183627HT**	$1407
24"	30"	28 11/32"	Not required	**RELS243027HT**	$1407
24"	36"	28 11/32"	Not required	**RELS243627HT**	$1535

For Canadian Pricing
Multiply U.S. Price by the Canadian price factor.
▶See page 1 for details.

Universal Laminate Enhanced One-High and 1.5-High Storage for Ology Application

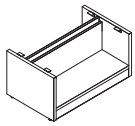

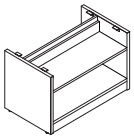

	Standard Includes	Required to Specify
▶ Need help? Product details, page 136	• Case: Low-Pressure Laminate • No top • Open back • Shelf (for 1.5-High units) • Four adjustable glides • Grommet • Wire manager	1 Style number 2 Width (see below under Required Selections) 3 Laminate color number for case 4 Options, if selected (see below) ▶ See *Surface Materials,* page 432.

	Required Selections	U.S. Price	Required to Specify
Width	• 30"W • 36"W • 42"W	Price below Price below Price below	Specify *with 30"W.* Specify *with 36"W.* Specify *with 42"W.*

	Options	U.S. Price	Required to Specify
Back	• Open • Finished, One-High • Finished, 1.5-High	No cost +$120 +$125	Specify *with open back.* Specify *with finished back.* Specify *with finished back.*
Related Products	• Universal laminate enhanced tops for Ology application • Common tops for Ology application • Ganging hardware		▶ Page 377 ▶ Page 286 ▶ Page 391

Tip: Universal laminate enhanced Ology storage always comes without tops. Specify top separately.
▶ See page 377.

Tip: The case on One-High and 1.5-High open units 18 1/8"D. When top for Ology is added, the top matches the depth of units with drawers and doors.

Specification Information

Style Number	Counterweight Package	Dimensions D	Dimensions H	U.S. Base Prices 30"W	36"W	42"W
One-High						
RELS1815QHAD	Not required	18 1/8"	15 11/32"	$908	$1107	$1211
1.5-High						
RELS1821QQHAD	Not required	18 1/8"	22 11/32"	$945	$1154	$1349

For Canadian Pricing
Multiply U.S. Price by the Canadian price factor.
▶ See page 1 for details.

Universal Laminate Enhanced Credenzas

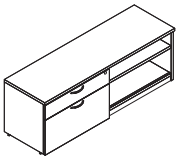

Tip: Counterweight packages are required to ensure product stability and are ordered as an option or separately. Product specification pages indicate the correct counterweight package for each style number and any exceptions where counterweights are not required.
▶See *Counterweight Requirements for Storage Products,* pages 7–14.

	Standard Includes	Required to Specify
▶Need help? Product details, page 138	• Cabinet: Low-Pressure Laminate • Drawer fronts: Low-Pressure Laminate, if selected • 1"H top: Low-Pressure Laminate • Pulls: metal • Lock, keyed random • Storage brace • Adjustable leveling glides • Counterweight included on units with drawers	1 Style number 2 Laminate color number for cabinet 3 Laminate color number for drawer fronts, if selected 4 Laminate color number for top 5 Pull (see below under Required Selections) 6 Color number for pulls 7 Color number for lock 8 Options, if selected (see below) ▶See *Surface Materials,* page 432.

Required Selections

Pulls

Contemporary

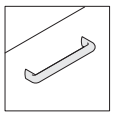
Jazz

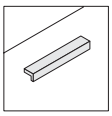
Ledge

Tip: Jazz pulls are priced per pull. Ledge pulls are priced per credenza.

Tip: When recessed-back option is selected, top is automatically removed. Tops must be specified separately.
▶See *Answer Beam and Answer Fence Specification Guide.*

	Options	U.S. Price	Required to Specify
Pulls	• Contemporary	No cost	Specify *with contemporary pulls.*
	• Ledge: 7207 Black	No cost	Specify *with 7207 Black ledge pulls.*
	• Ledge: 4799 Platinum Metallic	+$ 6	Specify *with 4799 Platinum Metallic ledge pulls.*
	• Jazz	+$18 per pull	Specify *with jazz pulls.*
Recessed Back	• Recessed back	–$15	Specify *with recessed back.*
Lock and Keying	**Lock**		
	• Polished Chrome	No cost	Specify *with 9201 Polished Chrome lock.*
	• Ember Chrome	No cost	Specify *with 9250 Ember Chrome lock.*
	Keying		
	• Factory- and field-installed keying		▶Page 444
Related Products	• Square edge tops with optional power access doors		▶Page 339
	• Cushion tops		▶Page 281
	• Basic cushions		▶Page 282
	• Storage-to-beam connectors		▶Page 343
	• Mid-storage supports		▶Page 347
	• Storage filler panels		▶Page 378
	• Ganging hardware		▶Page 391

For Canadian Pricing
Multiply U.S. Price by the Canadian price factor.
▶See page 1 for details.

Specification Information

Credenzas

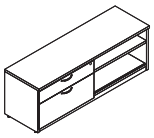

Dimensions D	Dimensions W	Dimensions H	Counterweight Package	Style Number	U.S. Base Price
Box/File Left, Open Right					
18 7/8"	42"	22 11/32"	Included	**RECR184221BFL**	$1694
18 7/8"	48"	22 11/32"	Included	**RECR184821BFL**	$1892
18 7/8"	60"	22 11/32"	Included	**RECR186021BFL**	$2089
18 7/8"	72"	22 11/32"	Included	**RECR187221BFL**	$2292

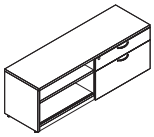

Dimensions D	Dimensions W	Dimensions H	Counterweight Package	Style Number	U.S. Base Price
Box/File Right, Open Left					
18 7/8"	42"	22 11/32"	Included	**RECR184221BFR**	$1694
18 7/8"	48"	22 11/32"	Included	**RECR184821BFR**	$1892
18 7/8"	60"	22 11/32"	Included	**RECR186021BFR**	$2089
18 7/8"	72"	22 11/32"	Included	**RECR187221BFR**	$2292

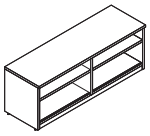

Dimensions D	Dimensions W	Dimensions H	Counterweight Package	Style Number	U.S. Base Price
Open/Open					
18 7/8"	48"	22 11/32"	Not required	**RECR184821QQ**	$1679
18 7/8"	60"	22 11/32"	Not required	**RECR186021QQ**	$1876
18 7/8"	72"	22 11/32"	Not required	**RECR187221QQ**	$2079

Tip: For 42"W open/open credenza, see 42"W open low storage.
▶ Page 274

For Canadian Pricing
Multiply U.S. Price by the Canadian price factor.
▶ See page 1 for details.

Universal Laminate Enhanced Credenzas for Ology Application

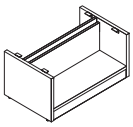

Tip: Tops must be specified separately.
▶See Page 377

	Standard Includes	Required to Specify
▶Need help? Product details, page 142	• Cabinet: Low-Pressure Laminate • No top • Open back • Storage brace • Adjustable leveling glides • Grommet • Wire manager	1 Style number 2 Width (see below under Required Selections) 3 Laminate color number for cabinet 4 Options, if selected (see below) ▶See *Surface Materials,* page 432.

	Required Selections	U.S. Price	Required to Specify
Width	• 48"W	Prices below	Specify *with 48" width.*
	• 60"W	Prices below	Specify *with 60" width.*
	• 72"W	Prices below	Specify *with 72" width.*

	Options	U.S. Price	Required to Specify
Back	• Open	No cost	Specify *with open back.*
	• Finished	+$130	Specify *with finished back.*

Related Products	• Universal laminate enhanced tops for Ology application	▶Page 377
	• Common tops for Ology application	▶Page 286
	• Cushion tops	▶Page 281
	• Basic cushions	▶Page 282
	• Storage-to-beam connectors	▶Page 343
	• Mid-storage supports	▶Page 347
	• Storage filler panels	▶Page 378
	• Ganging hardware	▶Page 391

Specification Information

Style Number	Counterweight Package	Dimensions D	Dimensions H	U.S. Base Prices 48"W	60"W	72"W
RECR1821QQHAD	Not required	18 1/8"	21 11/32"	$1664	$2070	$2272

Tip: The case on open units is 18 1/8"D. When top for Ology is added the top matches the depth of units with drawers and doors.

For Canadian Pricing
Multiply U.S. Price by the Canadian price factor.
▶See page 1 for details.

Universal Laminate Enhanced Tops for Ology Application

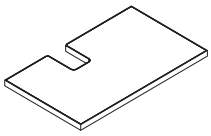

Tip: Grommet for cutout and Ology wire manager are included with Universal Laminate enhanced storage for Ology Application.

Tip: Universal laminate tops are always 18⅞"D.

Tip: Right-hand or left-hand application is determined by which leg of the Ology desk is located inside the storage.

For laminate price group 2 pricing, *please refer to the electronic catalog or SmartTools.*

Standard Includes	Required to Specify
▶ Need help? Product details, page 136 • 1 3/16"H top: laminate price group 1 • Edge: plastic • Proud front	1 Style number 2 Width (see below under Required Selections) 3 Laminate color number for top 4 Plastic color number for edge 5 Application (see below under Required Selections) 6 Options, if selected (see below) ▶ See *Surface Materials,* page 432.

	Required Selections	U.S. Price	Required to Specify
Width	• 30"W	Price below	Specify *with 30"W.*
	• 36"W	Price below	Specify *with 36"W.*
	• 42"W	Price below	Specify *with 42"W.*
	• 48"W	Price below	Specify *with 48"W.*
	• 60"W	Price below	Specify *with 60"W.*
	• 72"W	Price below	Specify *with 72"W.*
Application	• Right hand	No cost	Specify *with right-hand application.*
	• Left hand	No cost	Specify *with left-hand application.*

	Options	U.S. Price	Required to Specify
Surface Materials	• Laminate price group 2	See information at left	Specify laminate color number.
	• Open Line laminate	+$74 plus cost of laminate	▶ See *Surface Materials Reference Manual.*
Related Products	• Universal One-High open lateral files for Ology application		▶ Page 284
	• Shrouds		▶ Page 288
	• Universal laminate enhanced One-High and 1.5-High storage for Ology application		▶ Page 373
	• Universal laminate enhanced credenza for Ology application		▶ Page 376

Specification Information

Style Number	Dimensions D	Dimensions H	U.S. Base Prices 30"W	36"W	42"W	48"W	60"W	72"W
RETCTHADP	18⅞"	1 3/16"	$231	$252	$273	$293	$314	$408

For Canadian Pricing
Multiply U.S. Price by the Canadian price factor.
▶ See page 1 for details.

Universal Laminate Enhanced One-High, 1.5-High, and Two-High Storage Filler Panels

Tip: Universal laminate enhanced storage filler panels are used for units of same height with finished backs only; not for use with recessed or open back units.

Standard Includes	Required to Specify
▶ Need help? Product details, page 144 • Filler: Low-Pressure Laminate • Attachment hardware	1 Style number 2 Laminate color number for filler ▶ See *Surface Materials,* page 432.

Specification Information

Dimensions D	W	H	Style Number	U.S. Price
One-High Filler				
1"	5⅛"	14⅝"	**REPXF15**	$60
1.5-High Filler				
1"	5⅛"	20⅝"	**REPXF21**	$67
Two-High Filler				
1"	5⅛"	26⅝"	**REPXF27**	$73

For Canadian Pricing
Multiply U.S. Price by the Canadian price factor.
▶ See page 1 for details.

Universal Laminate Enhanced Single Door Towers

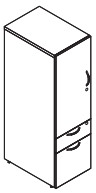

Tip: Counterweight packages are required to ensure product stability and are ordered as an option or separately. Product specification pages indicate the correct counterweight package for each style number and any exceptions where counterweights are not required.
▶See *Counterweight Requirements for Storage Products,* pages 7–14.

	Standard Includes	Required to Specify
▶Need help? Product details, page 146	• Case: Low-Pressure Laminate • Door and drawer fronts: Low-Pressure Laminate • 1"H top: Low-Pressure Laminate • Lock, keyed random • Pulls: metal • Drawer body: black only • Four adjustable leveling glides • Counterweight included	1 Style number 2 Laminate color number for case 3 Laminate color number for door and drawer fronts 4 Laminate color number for top 5 Pull (see below under Required Selections) 6 Color number for pulls 7 Color number for lock 8 Options, if selected (see below) ▶See *Surface Materials,* page 432.

Required Selections

Pulls

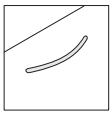

Contemporary

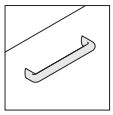

Jazz

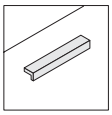

Ledge

Tip: Jazz pulls are priced per pull. Ledge pulls are priced per tower.

	Options	U.S. Price	Required to Specify
Pulls	• Contemporary	No cost	Specify *with contemporary pulls.*
	• Ledge: 7207 Black	No cost	Specify *with 7207 Black ledge pulls.*
	• Ledge: 4799 Platinum Metallic	+$ 6	Specify *with 4799 Platinum Metallic ledge pulls.*
	• Jazz	+$18 per pull	Specify *with jazz pulls.*
Lock and Keying	**Lock**		
	• Polished Chrome	No cost	Specify *with 9201 Polished Chrome lock.*
	• Ember Chrome	No cost	Specify *with 9250 Ember Chrome lock.*
	Keying		
	• Factory- and field-installed keying		▶Page 444
Related Products	• Ganging hardware		▶Page 391

For Canadian Pricing
Multiply U.S. Price by the Canadian price factor.
▶See page 1 for details.

Specification Information

Dimensions D	W	H	Counterweight Package	Style Number	U.S. Base Price
Tower with Door Hinged on Left					
With One 6"H Box Drawer and One 12"H File Drawer					
24"	16 1/4"	41 25/32"	Included	**RESD241542BFL**	$1663
24"	16 1/4"	47 31/32"	Included	**RESD241548BFL**	$1748
24"	16 1/4"	54 1/8"	Included	**RESD241554BFL**	$1834
24"	16 1/4"	66 1/2"	Included	**RESD241566BFL**	$1919
With Two 12"H File Drawers					
24"	16 1/4"	41 25/32"	Included	**RESD241542FFL**	$1743
24"	16 1/4"	47 31/32"	Included	**RESD241548FFL**	$1828
24"	16 1/4"	54 1/8"	Included	**RESD241554FFL**	$1914
24"	16 1/4"	66 1/2"	Included	**RESD241566FFL**	$1999
Tower with Door Hinged on Right					
With One 6"H Box Drawer and One 12"H File Drawer					
24"	16 1/4"	41 25/32"	Included	**RESD241542BFR**	$1663
24"	16 1/4"	47 31/32"	Included	**RESD241548BFR**	$1748
24"	16 1/4"	54 1/8"	Included	**RESD241554BFR**	$1834
24"	16 1/4"	66 1/2"	Included	**RESD241566BFR**	$1919
With Two 12"H File Drawers					
24"	16 1/4"	41 25/32"	Included	**RESD241542FFR**	$1743
24"	16 1/4"	47 31/32"	Included	**RESD241548FFR**	$1828
24"	16 1/4"	54 1/8"	Included	**RESD241554FFR**	$1914
24"	16 1/4"	66 1/2"	Included	**RESD241566FFR**	$1999

For Canadian Pricing
Multiply U.S. Price by the Canadian price factor.
▶ See page 1 for details.

Universal Laminate Enhanced Dual Door Towers

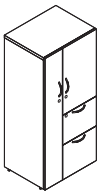

Tip: Counterweight packages are required to ensure product stability and are ordered as an option or separately. Product specification pages indicate the correct counterweight package for each style number and any exceptions where counterweights are not required.
▶See *Counterweight Requirements for Storage Products,* pages 7–14.

	Standard Includes	Required to Specify
▶Need help? Product details, page 146	• Case: Low-Pressure Laminate • Door and drawer fronts: Low-Pressure Laminate • 1"H top: Low-Pressure Laminate • Lock, keyed random • Pulls: metal • Drawer body: black only • Coat hook: brushed nickel only • Four adjustable leveling glides • Counterweight included on units 18"D with two file drawers	1 Style number 2 Laminate color number for case 3 Laminate color number for door and drawer fronts 4 Laminage color number for top 5 Pull (see below under Required Selections) 6 Color number for pulls 7 Color number for lock 8 Options, if selected (see below) ▶See *Surface Materials,* page 432.

Required Selections

Pulls

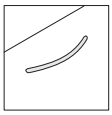
Contemporary

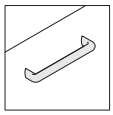
Jazz

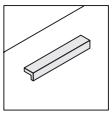
Ledge

Tip: Jazz pulls are priced per pull. Ledge pulls are priced per tower.

	Options	U.S. Price	Required to Specify
Pulls	• Contemporary	No cost	Specify *with contemporary pulls.*
	• Ledge: 7207 Black	No cost	Specify *with 7207 Black ledge pulls.*
	• Ledge: 4799 Platinum Metallic	+$ 6	Specify *with 4799 Platinum Metallic ledge pulls.*
	• Jazz	+$18 per pull	Specify *with jazz pulls.*
Lock and Keying	**Lock**		
	• Polished Chrome	No cost	Specify *with 9201 Polished Chrome lock.*
	• Ember Chrome	No cost	Specify *with 9250 Ember Chrome lock.*
	Keying		
	• Factory- and field-installed keying		▶Page 444
Related Products	• Ganging hardware		▶Page 391

For Canadian Pricing
Multiply U.S. Price by the Canadian price factor.
▶See page 1 for details.

Specification Information

Dimensions D	Dimensions W	Dimensions H	Counterweight Package	Style Number	U.S. Base Price

Tower with Doors Hinged on Left



With One 6"H Box Drawer and One 12"H File Drawer					
18 7/8"	24"	41 25/32"	Not required	**REDD182442BFL**	$2217
24"	24"	41 25/32"	Not required	**REDD242442BFL**	$2260
18 7/8"	24"	47 31/32"	Not required	**REDD182448BFL**	$2292
24"	24"	47 31/32"	Not required	**REDD242448BFL**	$2367
18 7/8"	24"	54 1/8"	Not required	**REDD182454BFL**	$2377
24"	24"	54 1/8"	Not required	**REDD242454BFL**	$2420
18 7/8"	24"	66 1/2"	Not required	**REDD182466BFL**	$2452
24"	24"	66 1/2"	Not required	**REDD242466BFL**	$2495



With Two 12"H File Drawers					
18 7/8"	24"	41 25/32"	Included	**REDD182442FFL**	$2282
24"	24"	41 25/32"	Not required	**REDD242442FFL**	$2324
18 7/8"	24"	47 31/32"	Included	**REDD182448FFL**	$2335
24"	24"	47 31/32"	Not required	**REDD242448FFL**	$2410
18 7/8"	24"	54 1/8"	Included	**REDD182454FFL**	$2441
24"	24"	54 1/8"	Not required	**REDD242454FFL**	$2484
18 7/8"	24"	66 1/2"	Included	**REDD182466FFL**	$2516
24"	24"	66 1/2"	Not required	**REDD242466FFL**	$2558

Tower with Doors Hinged on Right

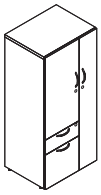

With One 6"H Box Drawer and One 12"H File Drawers					
18 7/8"	24"	41 25/32"	Not required	**REDD182442BFR**	$2217
24"	24"	41 25/32"	Not required	**REDD242442BFR**	$2260
18 7/8"	24"	47 31/32"	Not required	**REDD182448BFR**	$2292
24"	24"	47 31/32"	Not required	**REDD242448BFR**	$2367
18 7/8"	24"	54 1/8"	Not required	**REDD182454BFR**	$2377
24"	24"	54 1/8"	Not required	**REDD242454BFR**	$2420
18 7/8"	24"	66 1/2"	Not required	**REDD182466BFR**	$2452
24"	24"	66 1/2"	Not required	**REDD242466BFR**	$2495

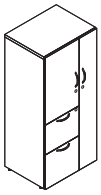

With Two 12"H File Drawers					
18 7/8"	24"	41 25/32"	Included	**REDD182442FFR**	$2282
24"	24"	41 25/32"	Not required	**REDD242442FFR**	$2324
18 7/8"	24"	47 31/32"	Included	**REDD182448FFR**	$2335
24"	24"	47 31/32"	Not required	**REDD242448FFR**	$2410
18 7/8"	24"	54 1/8"	Included	**REDD182454FFR**	$2441
24"	24"	54 1/8"	Not required	**REDD242454FFR**	$2484
18 7/8"	24"	66 1/2"	Included	**REDD182466FFR**	$2516
24"	24"	66 1/2"	Not required	**REDD242466FFR**	$2558

For Canadian Pricing
Multiply U.S. Price by the Canadian price factor.
▶ See page 1 for details.

Universal Laminate Enhanced Side Access Towers

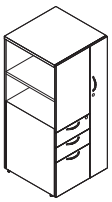

Tip: Counterweight packages are required to ensure product stability and are ordered as an option or separately. Product specification pages indicate the correct counterweight package for each style number and any exceptions where counterweights are not required.
▶See *Counterweight Requirements for Storage Products,* pages 7–14.

	Standard Includes	Required to Specify
▶Need help? Product details, page 146	• Case: Low-Pressure Laminate • Door and drawer fronts: Low-Pressure Laminate • 1"H top: Low-Pressure Laminate • Lock, keyed random • Pulls: metal • Drawer body: black only • Coat hook: brushed nickel only • Four adjustable leveling glides • Counterweight included on units up to 54⅛"H	1 Style number 2 Laminate color number for case 3 Laminate color number for door and drawer fronts 4 Laminate color number for top 5 Pull (see below under Required Selections) 6 Color number for pulls 7 Color number for lock 8 Options, if selected (see below) ▶See *Surface Materials,* page 432.

Required Selections

Pulls

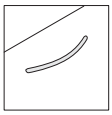
Contemporary

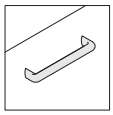
Jazz

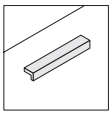
Ledge

Tip: Jazz pulls are priced per pull. Ledge pulls are priced per tower.

	Options	U.S. Price	Required to Specify
Pulls	• Contemporary	No cost	Specify *with contemporary pulls.*
	• Ledge: 7207 Black	No cost	Specify *with 7207 Black ledge pulls.*
	• Ledge: 4799 Platinum Metallic	+$ 6	Specify *with 4799 Platinum Metallic ledge pulls.*
	• Jazz	+$18 per pull	Specify *with jazz pulls.*
Lock and Keying	**Lock**		
	• Polished Chrome	No cost	Specify *with 9201 Polished Chrome lock.*
	• Ember Chrome	No cost	Specify *with 9250 Ember Chrome lock.*
	Keying		
	• Factory- and field-installed keying		▶Page 444
Related Products	• Ganging hardware		▶Page 391

For Canadian Pricing
Multiply U.S. Price by the Canadian price factor.
▶See page 1 for details.

Specification Information

Dimensions D	W	H	Counterweight Package	Style Number	U.S. Base Price
Tower with Door Hinged on Left					
With Two 6"H Box Drawers and One 12"H File Drawer					
24"	24"	41 25/32"	Included	**RESA242442BBFL**	$2047
24"	24"	47 31/32"	Included	**RESA242448BBFL**	$2122
24"	24"	54 1/8"	Included	**RESA242454BBFL**	$2196
24"	24"	66 1/2"	Not required	**RESA242466BBFL**	$2270
With Two 12"H File Drawers					
24"	24"	41 25/32"	Included	**RESA242442FFL**	$2004
24"	24"	47 31/32"	Included	**RESA242448FFL**	$2079
24"	24"	54 1/8"	Included	**RESA242454FFL**	$2154
24"	24"	66 1/2"	Not required	**RESA242466FFL**	$2228
Tower with Door Hinged on Right					
With Two 6"H Box Drawers and One 12"H File Drawer					
24"	24"	41 25/32"	Included	**RESA242442BBFR**	$2047
24"	24"	47 31/32"	Included	**RESA242448BBFR**	$2122
24"	24"	54 1/8"	Included	**RESA242454BBFR**	$2196
24"	24"	66 1/2"	Not required	**RESA242466BBFR**	$2270
With Two 12"H File Drawers					
24"	24"	41 25/32"	Included	**RESA242442FFR**	$2004
24"	24"	47 31/32"	Included	**RESA242448FFR**	$2079
24"	24"	54 1/8"	Included	**RESA242454FFR**	$2154
24"	24"	66 1/2"	Not required	**RESA242466FFR**	$2228

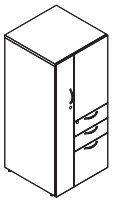

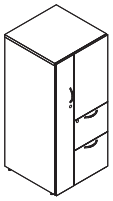

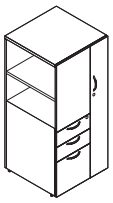

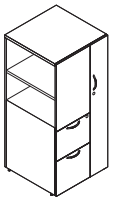

For Canadian Pricing
Multiply U.S. Price by the Canadian price factor.
▶ See page 1 for details.

Universal Laminate Enhanced Wardrobes

Standard Includes	Required to Specify
▶ Need help? Product details, page 146 • Case: Low-Pressure Laminate • Hinged door: Low-Pressure Laminate • 1"H top: Low-Pressure Laminate • Lock, keyed random • Pull: metal • Coat hook: brushed nickel only • Four adjustable leveling glides	1 Style number 2 Laminate color number for case 3 Laminate color number for hinged door 4 Laminate color number for top 5 Pull (see below under Required Selections) 6 Color number for pull 7 Color number for lock 8 Options, if selected (see below) ▶ See *Surface Materials,* page 432.

Tip: Wardrobes must be attached to another wardrobe, another storage unit, or a wall to ensure stability and prevent wardrobe from tipping over. See Assembly Directions for further instruction, available from your Steelcase dealer or call 1-888-783-3522.

Required Selections

Pulls

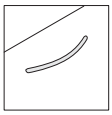
Contemporary

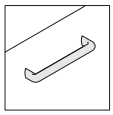
Jazz

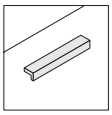
Ledge

Tip: Jazz pulls are priced per pull. Ledge pulls are priced per tower.

	Options	U.S. Price	Required to Specify
Pulls	• Contemporary	No cost	Specify *with contemporary pulls.*
	• Ledge: 7207 Black	No cost	Specify *with 7207 Black ledge pulls.*
	• Ledge: 4799 Platinum Metallic	+$ 6	Specify *with 4799 Platinum Metallic ledge pulls.*
	• Jazz	+$18 per pull	Specify *with jazz pulls.*
Lock and Keying	**Lock**		
	• Polished Chrome	No cost	Specify *with 9201 Polished Chrome lock.*
	• Ember Chrome	No cost	Specify *with 9250 Ember Chrome lock.*
	Keying		
	• Factory- and field-installed keying		▶ Page 444
Related Products	• Ganging hardware		▶ Page 391

For Canadian Pricing
Multiply U.S. Price by the Canadian price factor.
▶ See page 1 for details.

Specification Information

Wardrobe Tower Hinged Left

Dimensions D	W	H	Counterweight Package	Style Number	U.S. Base Price
18 7/8"	12"	41 25/32"	Not required	**REWC181242L**	$ 885
24"	12"	41 25/32"	Not required	**REWC241242L**	$1003
18 7/8"	12"	47 31/32"	Not required	**REWC181248L**	$ 970
24"	12"	47 31/32"	Not required	**REWC241248L**	$1088
18 7/8"	12"	54 1/8"	Not required	**REWC181254L**	$1056
24"	12"	54 1/8"	Not required	**REWC241254L**	$1173

Wardrobe Tower Hinged Right

18 7/8"	12"	41 25/32"	Not required	**REWC181242R**	$ 885
24"	12"	41 25/32"	Not required	**REWC241242R**	$1003
18 7/8"	12"	47 31/32"	Not required	**REWC181248R**	$ 970
24"	12"	47 31/32"	Not required	**REWC241248R**	$1088
18 7/8"	12"	54 1/8"	Not required	**REWC181254R**	$1056
24"	12"	54 1/8"	Not required	**REWC241254R**	$1173

For Canadian Pricing
Multiply U.S. Price by the Canadian price factor.
▶ See page 1 for details.

Universal Laminate Enhanced Lateral Files

Standard Includes	Required to Specify
▶ Need help? Product details, page 148	1 Style number
• Case: Low-Pressure Laminate	2 Laminate color number for case
• Drawer fronts: Low-Pressure Laminate	3 Laminate color number for drawer fronts
• 1"H top: Low-Pressure Laminate	4 Laminate color number for top
• Pulls: metal	5 Pull (see below under Required Selections)
• Central lock, keyed random	6 Color number for pulls
• Drawer body: black only	7 Color number for lock
• Drawer suspensions: black only	8 Options, if selected (see below)
• Four adjustable leveling glides	▶ See *Surface Materials,* page 432.
• Counterweight	

Required Selections

Pulls

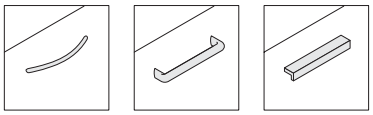

Contemporary Jazz Ledge

	Options	U.S. Price	Required to Specify
Top	**No top**		
	• 18 7/8"D x 30"W	–$160	Specify *with no top.*
	• 18 7/8"D x 36"W	–$181	Specify *with no top.*
	• 24"D x 30"W	–$186	Specify *with no top.*
	• 24"D x 36"W	–$213	Specify *with no top.*
Recessed Back	**Two-High**		
	• Recessed back	–$ 4	Specify *with recessed back.*
Pulls	• Contemporary	No cost	Specify *with contemporary pulls.*
	• Ledge: 7207 Black	No cost	Specify *with 7207 Black ledge pulls.*
	• Ledge: 4799 Platinum Metallic	+$ 6	Specify *with 4799 Platinum Metallic ledge pulls.*
	• Jazz	+$ 18 per pull	Specify *with jazz pulls.*
Counterweights	**Two drawer lateral files**		
	• No counterweight	–$120	Specify *with no counterweight.*
Lock and Keying	**Lock**		
	• Polished Chrome	No cost	Specify *with 9201 Polished Chrome lock.*
	• Ember Chrome	No cost	Specify *with 9250 Ember Chrome lock.*
	Keying		
	• Factory- and field-installed keying		▶ Page 444
Related Products	• Ganging hardware		▶ Page 391
	• Field-installed tops		▶ Page 335

Tip: Recessed-back option available on Two-High lateral Files only.

Tip: Jazz pulls are priced per pull. Ledge pulls are priced per lateral file.

Tip: Counterweight packages are required to ensure product stability and are ordered as an option or separately. Product specification pages indicate the correct counterweight package for each style number and any exceptions where counterweights are not required.
▶ See *Counterweight Requirements for Storage Products,* pages 7–14.

For Canadian Pricing
Multiply U.S. Price by the Canadian price factor.
▶ See page 1 for details.

Specification Information

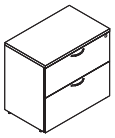

Two 12"H Drawers

Dimensions D	Dimensions W	Dimensions H	Counterweight Package	Style Number	U.S. Base Price
18 7/8"	30"	28 11/32"	Included	**RELF1830272DRW**	$1450
18 7/8"	36"	28 11/32"	Included	**RELF1836272DRW**	$1578
24"	30"	28 11/32"	Included	**RELF2430272DRW**	$1567
24"	36"	28 11/32"	Included	**RELF2436272DRW**	$1695

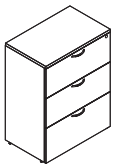

Three 12"H Drawers

18 7/8"	30"	40 5/16"	Included	**RELF1830413DRW**	$2239
18 7/8"	36"	40 5/16"	Included	**RELF1836413DRW**	$2367

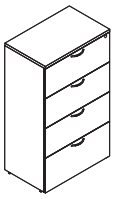

Four 12"H Drawers

18 7/8"	30"	52 9/32"	Included	**RELF1830514DRW**	$2420
18 7/8"	36"	52 9/32"	Included	**RELF1836514DRW**	$2548

For Canadian Pricing
Multiply U.S. Price by the Canadian price factor.
▶ See page 1 for details.

Universal Laminate Enhanced Bookcases

Standard Includes	Required to Specify
▶ Need help? Product details, page 150	• Case: Low-Pressure Laminate • 1"H top: Low-Pressure Laminate • Adjustable shelves: laminate to match cabinet • Brackets for shelves: brushed nickel only • Four adjustable leveling glides	1 Style number 2 Laminate color number for case 3 Laminate color number for top ▶ See *Surface Materials,* page 432.

Tip: Ganging hardware for bookcase is available.
▶ Page 391

Specification Information

Bookcases with Adjustable Shelves

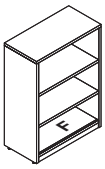

Two Adjustable Shelves

Dimensions D	W	H	Counterweight Package	Style Number	U.S. Price
15"	30"	$41^{25}/_{32}$"	Not required	**REBC153042**	$1151
15"	36"	$41^{25}/_{32}$"	Not required	**REBC153642**	$1173
15"	30"	$47^{31}/_{32}$"	Not required	**REBC153048**	$1194
15"	36"	$47^{31}/_{32}$"	Not required	**REBC153648**	$1216

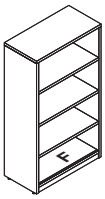

Three Adjustable Shelves

Dimensions D	W	H	Counterweight Package	Style Number	U.S. Price
15"	30"	$54^{1}/_{8}$"	Not required	**REBC153054**	$1237
15"	36"	$54^{1}/_{8}$"	Not required	**REBC153654**	$1258

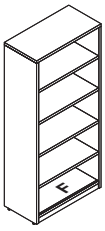

Four Adjustable Shelves

Dimensions D	W	H	Counterweight Package	Style Number	U.S. Price
15"	30"	$66^{1}/_{2}$"	Not required	**REBC153066**	$1279
15"	36"	$66^{1}/_{2}$"	Not required	**REBC153666**	$1301
15"	30"	$72^{11}/_{16}$"	Not required	**REBC153072**	$1375
15"	36"	$72^{11}/_{16}$"	Not required	**REBC153672**	$1397

F=Fixed Shelf

For Canadian Pricing
Multiply U.S. Price by the Canadian price factor.
▶ See page 1 for details.

Ganging Hardware for Universal Laminate Enchanced Storage

Tip: Ganging hardware for Universal laminate enhanced storage is used to provide rigidity between cabinets mounted side by side in a panel- or wall-mounted application.

Standard Includes	Required to Specify
• Attachment kit: Bronze only • Four bolts and nuts per kit	Style number

Specification Information

Style Number	Quantity of Kits	U.S. Price
AWAK	1	$ 33
REAWAK	25	$335

Tip: REAWAK is a bulk pack of 100 bolts and 100 nuts that are for use with Universal laminate enhanced storage products.

For Canadian Pricing
Multiply U.S. Price by the Canadian price factor.
▶ See page 1 for details.

Specifying High-Density Storage Products

High-Density Storage 394
High-Density Storage Value Package 396
High-Density Storage Accessories 398

High-Density Storage

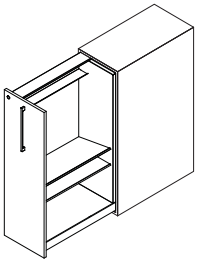

Drawing shows left-hand application, right-hand application is also available.

Standard Includes	Required to Specify
▶ Need help? Product details, page 156	1 Style number
• Case: laminate price group 1	2 Case width (see below under Required Selections)
• Drawer front: laminate to match case	3 Case depth (see below under Required Selections)
• Case interior: paint	4 Case height (see below under Required Selections)
• Mirror	5 Handedness (see below under Required Selections)
• Nile pull: metal	6 Interior configuration (see below under Required Selections)
• Lock, keyed random: 9201 Polished Chrome	7 Laminate color number for case and drawer front
• Four adjustable leveling glides	8 Paint color number for case interior
• Vertical grain direction	9 Pull (see below under Required Selections)
• Shelf, if 12"W is selected	10 Metal color number for pulls
	11 Options, if selected (see below)
	▶ See *Surface Materials,* page 432.

	Required Selections	U.S. Price	Required to Specify
Case Width	• 12"W	Prices at right	Specify *with 12" width.*
	• 15"W	Prices at right	Specify *with 15" width.*
Case Depth	• 24"D	Prices at right	Specify *with 24" depth.*
	• 30"D	Prices at right	Specify *with 30" depth.*
Case Height	• 42"H	No cost	Specify *with 42" height.*
	• 48"H	+$ 183	Specify *with 48" height.*
Handedness	• Left hand	No cost	Specify *left-hand.*
	• Right hand	No cost	Specify *right-hand.*
Interior Configuration	**12"W storage**		
	• Shelf	$ 105 Included in in U.S. Base Price	Specify *with shelf.*
	15"W storage		
	• Bag drop	No cost	Specify *with bag drop.*
	• Shelf	+$ 105	Specify *with shelf.*

Tip: Shelf comes standard with 12"W storage. Bag drop is not available on 12"W storage.

Tip: Nile pull will default as the standard pull, you must confirm this selection or specify an optional pull.

Pull

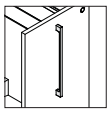

Nile pull

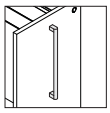

Bar pull

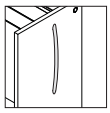

Contemporary pull

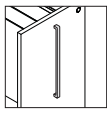

Jazz pull

	Options	U.S. Price	Required to Specify
Front Color Scheme	• Non contrasting	No cost	Specify *with non contrasting.*
	• Contrasting	+$ 47	Specify *with contrasting.*
Surface Materials	**Laminate on case**		
	• Laminate price group 2	See information at left	Specify laminate color number.
	• Open Line laminate	+$ 74 plus cost of laminate	▶ See *Surface Material Reference Manual.*
	Laminate on contrasting case front		
	• Laminate price group 2 on case front	See information at left	Specify laminate color number.
	• Open Line laminate on case front	+$ 74 plus cost of laminate	▶ See *Surface Material Reference Manual.*
	Wood veneer for non-contrasting color scheme		
	• Wood group 1	+$1255	Specify *with wood veneer* and indicate wood color number.
	• Wood group 2	+$ 313	Specify *with wood veneer* and indicate wood color number.

For laminate price group 2 pricing, *please refer to the electronic catalog or SmartTools.*

Tip: Wood group 2 and 3 upcharges are in addition to wood group 1 veneer upcharge.

▶ **Options, continued on next page**

▶Options, continued from previous page

Tip: Wood group 2 and 3 upcharges are in addition to wood group 1 veneer upcharge.

	Options	U.S. Price		Required to Specify
Surface Materials, continued	**Wood veneer for contrasting color scheme**			
	• Wood group 3	+$1090		Specify *with wood veneer* and indicate wood color number.
	• Customiz stain	No cost		Specify *with Customiz stain.*
	• For case front			
	–Wood group 1 veneer	+$ 251		Specify *with wood veneer* and indicate wood color number.
	–Wood group 2	+$ 62		Specify *with wood veneer* and indicate wood color number.
	–Wood group 3	+$ 221		Specify *with wood veneer* and indicate wood color number.
	–Customiz stain	No cost		Specify *with Customiz stain.*
	• For case			
	–Wood group 1 veneer	+$1004		Specify *with wood veneer* and indicate wood color number.
	–Wood group 2	+$ 251		Specify *with wood veneer* and indicate wood color number.
	–Wood group 3	+$ 869		Specify *with wood veneer* and indicate wood color number.
	–Customiz stain	No cost		Specify *with Customiz stain.*
	Paint for case interior			
	• Paint price group 1	No cost		Specify paint color number.
	• Paint price group 2	+$ 64		Specify paint color number.
	• Paint price group 3	+$ 164		Specify paint color number.
Pull	**Laminate or wood fronts**			
	• Nile	No cost		Specify *with nile pull.*
	• Bar	No cost		Specify *with bar pull.*
	• Contemporary	–$ 27		Specify *with contemporary pull.*
	• Jazz	–$ 10		Specify *with jazz pull.*
Light	• Light	+$ 219		Specify *with light.*
Coat Closet	• Coat closet	+$ 52		Specify *with coat closet.*
Grain Direction	• Horizontal	No cost		Specify *with horizontal grain direction.*
Magnetic Board	**One magnetic board**	**42"H**	**48"H**	
	• Fabric price group 2	+$ 125	+$157	Specify Cogent: Connect fabric number.
	• Fabric price group 3	+$ 157	+$189	Specify Billiard Multi-Use by Designtex fabric number.
	Two magnetic boards	**42"H**	**48"H**	
	• Fabric price group 2	+$ 250	+$314	Specify Cogent: Connect fabric number.
	• Fabric price group 3	+$ 314	+$378	Specify Billiard Multi-Use by Designtex fabric number.
Lock and Keying	**Lock**			
	• Ember Chrome	No cost		Specify *with 9250 Ember Chrome lock.*
	Keying			
	• Factory and field-installed keying			▶Page 444
Related Products	• Worksurface support bracket			▶Page 398
	• Panel connector bracket			▶Page 398

Tip: Light is available with bag drop configuration only.

Tip: Magnetic boards are not available on 12"W storage.

Specification Information

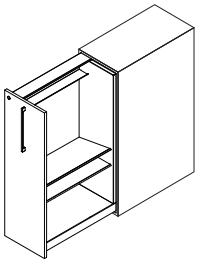

• Style Number	• Dimensions W	U.S. Base Prices • 24"D	• 30"D
HDSTG	12"	$2755	$3010
	15"	$2830	$3085

High-Density Storage Value Package

24" or 30"D

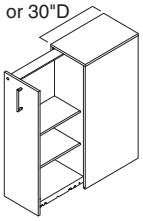

Drawing shows left-hand application, right-hand application is also available.

Tip: The high-density value package is a simplified version of high-density storage that includes two fixed shelves to solve organizational needs at a lower price point.

Standard Includes	Required to Specify
▶ Need help? Product details, page 158	1 Style number
• Case: laminate price group 1	2 Case width (see below under Required Selections)
• Drawer front: laminate to match case	3 Case depth (see below under Required Selections)
• Case interior: paint	4 Case height (see below under Required Selections)
• Two fixed shelves: 7360 Merle	5 Handedness (see below under Required Selections)
• Nile pull: metal	6 Laminate color number for case and drawer front
• Lock, keyed random: 9201 Polished Chrome	7 Paint color number for case interior
• Four adjustable leveling glides	8 Pull (see below under Required Selections)
• Vertical grain direction	9 Metal color number for pulls
	10 Options, if selected (see below)
	▶ See *Surface Materials,* page 432.

	Required Selections	U.S. Price	Required to Specify
Case Width	• 12"W	Prices at right	Specify *with 12" width.*
	• 15"W	Prices at right	Specify *with 15" width.*
Case Depth	• 24"D	Prices at right	Specify *with 24" depth.*
	• 30"D	Prices at right	Specify *with 30" depth.*
Case Height	• 42"H	No cost	Specify *with 42" height.*
	• 48"H	+$ 183	Specify *with 48" height.*
Handedness	• Left hand	No cost	Specify *left-hand.*
	• Right hand	No cost	Specify *right-hand.*

Tip: Nile pull will default as the standard pull, you must confirm this selection or specify an optional pull.

Pull

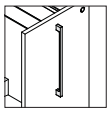

Nile pull

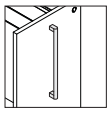

Bar pull

Contemporary pull

Jazz pull

	Options	U.S. Price	Required to Specify
Front Color Scheme	• Non contrasting	No cost	Specify *with non contrasting.*
	• Contrasting	+$ 47	Specify *with contrasting.*
Surface Materials	**Laminate on case**		
	• Laminate price group 2	See information at left	Specify laminate color number.
	• Open Line laminate	+$ 74 plus cost of laminate	▶ See *Surface Material Reference Manual.*
	Laminate on contrasting case front		
	• Laminate price group 2 on case front	See information at left	Specify laminate color number.
	• Open Line laminate on case front	+$ 74 plus cost of laminate	▶ See *Surface Material Reference Manual.*
	Paint for case interior		
	• Paint price group 1	No cost	Specify paint color number.
	• Paint price group 2	+$ 64	Specify paint color number.
	• Paint price group 3	+$ 164	Specify paint color number.
Pull	**Laminate fronts**		
	• Nile	No cost	Specify *with nile pull.*
	• Bar	No cost	Specify *with bar pull.*
	• Contemporary	–$ 27	Specify *with contemporary pull.*
	• Jazz	–$ 10	Specify *with jazz pull.*

For laminate price group 2 pricing, *please refer to the electronic catalog or SmartTools.*

For Canadian Pricing
Multiply U.S. Price by the Canadian price factor.
▶ See page 1 for details.

▶ **Options, continued on next page**

▶Options, continued from previous page

	Options	U.S. Price	Required to Specify
Coat Closet	• Coat closet	+$ 52	Specify *with coat closet.*
Grain Direction	• Horizontal	No cost	Specify *with horizontal grain direction.*
Lock and Keying	**Lock** • Ember Chrome	No cost	Specify *with 9250 Ember Chrome lock.*
	Keying • Factory and field-installed keying		▶Page 444
Related Products	• Worksurface support bracket • Panel connector bracket		▶Page 398 ▶Page 398

Specification Information

24" or 30"D

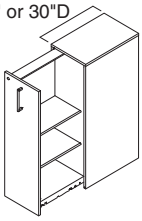

Style Number	Dimensions W	U.S. Base Prices 24"D	30"D
HDSTGV	12"	$2040	$2295
	15"	$2220	$2475

For Canadian Pricing
Multiply U.S. Price by the Canadian price factor.
▶See page 1 for details.

High-Density Storage Accessories

Worksurface Support Bracket

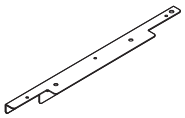

Standard Includes	Required to Specify
▶ Need help? Product details, page 156	1 Style number 2 Depth (see below under Required Selections) 3 Paint color number for bracket ▶ See *Surface Materials,* page 432.
• Bracket: paint • Attachment hardware	

	Required Selections	U.S. Price	Required to Specify
Depth	• 24"D • 30"D	No cost No cost	Specify *with 24"D bracket.* Specify *with 30"D bracket.*
Related Products	• High-density storage		▶ Pages 394 and 396

Specification Information

• Style Number	• U.S. Price
HDWS	$121

Panel Connector Bracket

Standard Includes	Required to Specify
▶ Need help? Product details, page 156	1 Style number 2 Handedness (see below under Required Selections)
• Connector bracket	

	Required Selections	U.S. Price	Required to Specify
Handedness	• Left hand • Right hand	No cost No cost	Specify left-hand. Specify right hand.
Related Products	• High-density storage		▶ Pages 394 and 396

Specification Information

• Style Number	• Dimensions H	• U.S. Price
HDPNLCNT	39⅝"	$88

For Canadian Pricing
Multiply U.S. Price by the Canadian price factor.
▶ See page 1 for details.

Specifying 900 Series Products

900 Series Lateral Files **400**

900 Series Lateral Files with Lift-Up Doors and Roll-Out Shelves **402**

900 Series Lateral Files

with Flush Steel Fronts

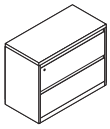

	Standard Includes	Required to Specify
▶Need help? Product details, page 162	• Flush-front lateral file with integral pulls: paint price group 1 • 1"H top: paint to match file • Lift-up door with fixed shelf, if selected: paint to match file • Central lock, keyed random: 9201 Polished Chrome • One label holder per drawer: clear plastic • Drawer body: black only • Drawer suspensions: black only • One hanging folder bar per drawer • Four adjustable leveling glides • Ganging hardware • Counterweight package, if selected	1 Style number 2 Paint color number for file 3 Options, if selected (see below) ▶See *Surface Materials,* page 432.

	Options	U.S. Price	Required to Specify
Surface Materials	• Paint price group 1	No cost	Specify paint color number.
	• Paint price group 2	+$ 80	Specify paint color number.
	• Paint price group 3	+$138	Specify paint color number.
Tops	**Security top**		
	• For use on 28"H lateral files only	No cost	Specify *with security top.*
	No top on 28"H, 40"H, or 52"H		
	• For use under a worksurface or beneath a common top	–$104	Specify *with no top.*
	Laminate top		
	• Square edge laminate price group 1 top	+$145	Specify *with laminate top* and indicate laminate color number for top and plastic color number for edges.
	• Square edge laminate price group 2 top	See information at left	Specify *with laminate top* and indicate laminate color number for top and plastic color number for edges.
	• Open Line laminate on laminate top	+$ 74 plus cost of laminate	▶See *Surface Materials Reference Manual.*
	Wood veneer top		
	• Wood group 1	+$437	Specify *with wood veneer top* and indicate wood color number.
	• Wood group 2	See information at left	Specify *with wood veneer top* and indicate wood color number.
	• Wood group 3	See information at left	Specify *with wood veneer top* and indicate wood color number.
	• Customiz stain on wood veneer top	No cost	Specify *with Customiz stain.* ▶See *Surface Materials Reference Manual.*
Drawer Interiors	• Divider package	+$ 29	Specify *with divider package.*
	• Rails	+$ 36	Specify *with rails.*
Lift-Up Door With Roll-Out Shelf	• On 65½"H files	+$ 48	Specify *with roll-out shelf.*
Counterweights	• Package 2	+$128	Specify *with counterweight.*
	• Package 3	+$128	Specify *with counterweight.*
	• Package 4	+$167	Specify *with counterweight.*

Tip: Security top reduces overall height by approximately 1".

Tip: Laminate and wood veneer tops are 3/16" taller than other tops and will add 3/16" to overall case height.

For wood group 2, wood group 3, and laminate price group 2 pricing, *please refer to the electronic catalog or SmartTools.*

Tip: One hanging folder bar and three dividers are included with each lift-up door with roll-out shelf.

Tip: Counterweight packages are required to ensure product stability and are ordered as an option or separately. Product specification pages indicate the correct counterweight package for each style number and any exceptions where counterweights are not required.
▶See *Counterweight Requirements for Storage Products,* pages 7–14.

▶**Options, continued on next page**

▶ **Options, continued from previous page**

	Options	U.S. Price	Required to Specify
Lock and Keying	**Lock**		
	• Ember Chrome	No cost	Specify *with 9250 Ember Chrome lock.*
	Individual lock		
	• With two drawers	+$140	Specify *with individual lock.*
	• With three drawers	+$280	Specify *with individual lock.*
	• With four drawers	+$420	Specify *with individual lock.*
	Keying		
	• Factory- and field-installed keying		▶ Page 444
Related Products	• Field-installed tops		▶ Page 335
	• Storage accessories		▶ Page 350
	• Bookends		▶ Page 353
	• Counterweight packages		▶ Page 355

Tip: 65½"H files with individual lock option do not have a lock in the lift-up door. Lift-up door is locked by the drawer below.

Specification Information

Tip: Height dimension listed is for units with 1" top. Overall height will vary if another top is selected.

Lateral Files with Drawers

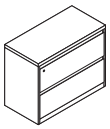

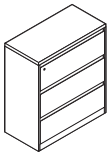

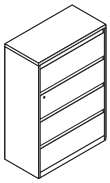

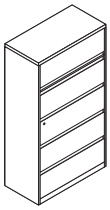

Dimensions D	Dimensions W	Dimensions H	Counterweight Package	Style Number	U.S. Base Price
Two 12"H Drawers					
18"	30"	28"	Package 3	**9LF18302F**	$ 970
18"	36"	28"	Package 4	**9LF18362F**	$1134
18"	42"	28"	Package 4	**9LF18422F**	$1283
Three 12"H Drawers					
18"	30"	40"	Package 3	**9LF18303F**	$1317
18"	36"	40"	Package 3	**9LF18363F**	$1533
18"	42"	40"	Package 3	**9LF18423F**	$1736
Four 12"H Drawers					
18"	30"	52"	Package 3	**9LF18304F**	$1722
18"	36"	52"	Package 4	**9LF18364F**	$2007
18"	42"	52"	Package 4	**9LF18424F**	$2265
Four 12"H Drawers and One 13½"H Lift-Up Door with Fixed Shelf					
18"	30"	65½"	Package 2	**9LF18305F**	$2065
18"	36"	65½"	Package 2	**9LF18365F**	$2401
18"	42"	65½"	Package 3	**9LF18425F**	$2716

For Canadian Pricing
Multiply U.S. Price by the Canadian price factor.
▶ See page 1 for details.

900 Series Lateral Files with Lift-Up Doors and Roll-Out Shelves

with Flush Steel Fronts

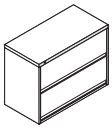

	Standard Includes	Required to Specify
▶ Need help? Product details, page 166	• Flush-front lateral file with integral pulls: paint price group 1 • 1"H top: paint to match file • Lift-up doors with roll-out shelves: paint to match file • Central lock, keyed random: 9201 Polished Chrome • One label holder per door: clear plastic • One divider package per roll-out shelf • Four adjustable leveling glides • Ganging hardware • Counterweight package, if selected	1 Style number 2 Paint color number for file 3 Options, if selected (see below) ▶ See *Surface Materials,* page 432.

	Options	U.S. Price	Required to Specify
Surface Materials	• Paint price group 1 • Paint price group 2 • Paint price group 3	No cost +$ 80 +$138	Specify paint color number. Specify paint color number. Specify paint color number.
Roll-Out Shelf Interiors	• Two hanging folder bars	No cost	Specify *with hanging folder bars.*
Counter-weights	• Package 2 • Package 3 • Package 4	+$128 +$128 +$167	Specify *with counterweight.* Specify *with counterweight.* Specify *with counterweight.*
Lock and Keying	**Lock** • Ember Chrome	No cost	Specify *with 9250 Ember Chrome lock.*
	Keying • Factory- and field-installed keying		▶ Page 444
Related Products	• Field-installed tops • Storage accessories • Bookends • Counterweight packages		▶ Page 335 ▶ Page 350 ▶ Page 353 ▶ Page 355

Tip: Counterweight packages are required to ensure product stability and are ordered as an option or separately. Product specification pages indicate the correct counterweight package for each style number and any exceptions where counterweights are not required.
▶ See *Counterweight Requirements for Storage Products,* pages 7–14.

For Canadian Pricing
Multiply U.S. Price by the Canadian price factor.
▶ See page 1 for details.

Specification Information

Dimensions D	W	H	Counterweight Package	Style Number	U.S. Base Price

Lateral Files with Roll-Out Shelves

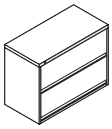

Two 12"H Lift-Up Doors with Roll-Out Shelves					
18"	30"	28"	Package 3	**9LF18302AF**	$1111
18"	36"	28"	Package 4	**9LF18362AF**	$1296
18"	42"	28"	Package 4	**9LF18422AF**	$1468

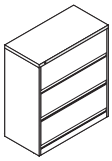

Three 12"H Lift-Up Doors with Roll-Out Shelves					
18"	30"	40"	Package 3	**9LF18303AF**	$1505
18"	36"	40"	Package 3	**9LF18363AF**	$1751
18"	42"	40"	Package 3	**9LF18423AF**	$1982

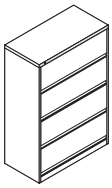

Four 12"H Lift-Up Doors with Roll-Out Shelves					
18"	30"	52"	Package 3	**9LF18304AF**	$1970
18"	36"	52"	Package 3	**9LF18364AF**	$2293
18"	42"	52"	Package 4	**9LF18424AF**	$2588

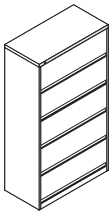

One 13½"H Lift-Up Door with Roll-Out Shelf and Four 12"H Lift-Up Doors with Roll-Out Shelves					
18"	30"	65½"	Package 2	**9LF18305AF**	$2363
18"	36"	65½"	Package 2	**9LF18365AF**	$2745
18"	42"	65½"	Package 2	**9LF18425AF**	$3101

For Canadian Pricing
Multiply U.S. Price by the Canadian price factor.
▶ See page 1 for details.

Specifying Overfile Cabinets

Overfile Cabinets **406**

Overfile Cabinets

with Flush Steel Fronts

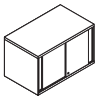

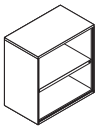

	Standard Includes	Required to Specify
▶ Need help? Product details, page 170	• Overfile cabinet: paint price group 1 • 1"H top: paint to match cabinet • Integral pulls, if sliding door selected: paint to match cabinet • Lock, keyed random, if sliding door selected: 9201 Polished Chrome • Adjustable shelves, if selected: paint to match cabinet • Brackets for adjustable shelves: black • Ganging hardware	1 Style number 2 Paint color number for cabinet 3 Pull style and color number (see below) 4 Options, if selected (see below) ▶ See *Surface Materials,* page 432.

	Options	U.S. Price	Required to Specify
Surface Materials	• Paint price group 1 • Paint price group 2 • Paint price group 3	No cost +$47 +$80	Specify paint color number. Specify paint color number. Specify paint color number.
Keying	• Factory-installed keying		▶ Page 444
Related Products	• Adjustable steel standard shelves • Storage accessories		▶ Page 349 ▶ Page 350

Tip: Height dimension listed is for units with 1" top. Overall height will vary if another top is selected.

Specification Information

Open Cabinets

Dimensions D	W	H	Style Number	U.S. Base Price
18"	30"	18"	**9QF18301AF**	$ 725
18"	36"	18"	**9QF18361AF**	$ 794
18"	42"	18"	**9QF18421AF**	$ 875
18"	30"	31½"	**9QF18302AF**	$ 835
18"	36"	31½"	**9QF18362AF**	$ 910
18"	42"	31½"	**9QF18422AF**	$ 993

Cabinets with Sliding Door and Lock

18"	30"	18"	**9QF18301BF**	$1014
18"	36"	18"	**9QF18361BF**	$1108
18"	42"	18"	**9QF18421BF**	$1203
18"	30"	31½"	**9QF18302BF**	$1181
18"	36"	31½"	**9QF18362BF**	$1291
18"	42"	31½"	**9QF18422BF**	$1400

For Canadian Pricing
Multiply U.S. Price by the Canadian price factor.
▶ See page 1 for details.

Specifying Organizational Worktools

SOTO Worktools **408**

SOTO Worktools

SOTO Personal Console

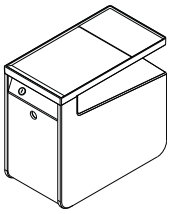

Tip: SOTO personal console charging options include USB ports (two ports, 2.1A each) and Qi wireless charging (5W).

Tip: If keyless locking is selected, the Digilock programming key and manager key must be specified separately for proper setup. Additional keys are available.
▶Page 409

Tip: Height-adjustable worksurface controllers and sliding top release mechanisms should be placed on the opposite side of the worksurface from the personal console.

Tip: SOTO personal console should be placed inboard of legs by a ½" and is not to be placed on an overhang.

Tip: SOTO personal console can only be mounted on square worksurface edge profiles between ½" and 1½" thick.

	Standard Includes	Required to Specify
▶Need help? Product details, page 176	• Personal console: 6009 Arctic White • Tambour door: 6527 Merle • Fabric colored pad: dark grey felt • 12V power supply with 72" black cord (charging versions) • Lock, keyed random: 6205 Black	1 Style number 2 Options, if selected (see below) ▶ See *Surface Materials,* page 432.

	Options	U.S. Price	Required to Specify
Surface Materials	• Grey felt • Fabric finish set 1 • Fabric finish set 2	No cost +$ 42 +$ 89	Specify grey felt. Specify fabric color number. Specify fabric color number.
Charging Options	• None • USB charging • USB with Qi wireless charging	No cost +$ 80 +$261	Specify *with no USB.* Specify *with USB.* Specify *with USB and Qi wireless.*
Digilock	• Keyless locking	+$209	Specify *with keyless.*

Specification Information

Dimensions D	Dimensions W	Style Number	U.S. Base Price
16¾"	9"	**DSPC**	$506

For Canadian Pricing
Multiply U.S. Price by the Canadian price factor.
▶See page 1 for details.

Digilock

Tip: Digilock keys are only for use with the keyless option on SOTO personal console. If keyless is selected, the programming key and manager key must be specified.

Standard Includes		Required to Specify
▶ Need help? Product details, page 177	• Digilock key • Instructions	Style number

Related Products	Required to Specify
• SOTO personal console	▶ Page 408

Tip: The manager key and user key are available as accommodations to the locking unit.

Specification Information	
• **Style Number**	• **U.S. Base Price**

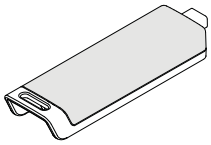

Programming Key

DLKPK	$90



Manager Key

DLKMK	$70

User Key for ADA

DLKUK	$30

For Canadian Pricing
Multiply U.S. Price by the Canadian price factor.
▶ See page 1 for details.

Specifying Lighting

Lighting

Standard Shelf Lights 412
Utility2 Shelf Lights 414
Underline Shelf Lights 416
Bottomline Shelf Lights 417
LED Shelf Lights 418
LED Linear Shelf Lights 420
LED Personal Task Lights 422

Accessories

Vertical Wire Managers 423

Standard Shelf Lights

Tip: Daisy chaining shelf lights together extends power from one fixture to another within workstations to help keep receptacles clear for other uses.
▶See page 196 for more information.

Tip: Daisy chaining is not allowed in Chicago. Local electrical codes vary, so you should consult a qualified electrical contractor or engineer for proper installation of all electrical equipment.

	Standard Includes	Required to Specify
▶Need help? Product details, page 184	• Light housing with centered on-off switch: black paint • End cap cord managers: black plastic only • Cords: — Standard and Chicago (including circuit breaker), 9' cord with three-prong plug at 45° angle: black plastic only — Daisy chain, one 78" cord with modular connectors for daisy chaining: black plastic only • Contrast sleeve around lamp • Faceted reflector: white only • T8 3500K lamp • Ballast • Universal mounting hardware package • Daisy chain starter cord, if selected: black plastic only (order separately)	1 Style number 2 Paint color number, if other than black (see options below) 3 Options, if selected (see below) ▶See *Surface Materials,* page 432.

Tip: Because shelf lights are usually recessed, black is the standard paint color. Paint colors other than black have an upcharge.

Tip: If an optional paint color is selected for the housing, the electrical switches and end caps will remain black plastic.

	Options	U.S. Price	Required to Specify
Surface Materials	• Painted light housing other than black	+$28	Specify paint color number for housing.
Bracket Option	• Competitive mounting package	No cost	Specify *with competitive mounting package.*
	• Flush mounting package	No cost	Specify *with flush mounting package* and paint color number for end cap covers.

Specification Information

Electronic High-Power-Factor Ballast

Dimensions D	W	H	Lamp Wattage	Style Number	U.S. Base Price
With Standard Power Cord					
9¼"	25"	1¾"	17 watts	**LSM24K**	$445
9¼"	37"	1¾"	25 watts	**LSM36K**	$492
9¼"	49"	1¾"	32 watts	**LSM48K**	$533
With Chicago Cord Including Circuit Breaker					
9¼"	25"	1¾"	17 watts	**LSM24KC**	$536
9¼"	37"	1¾"	25 watts	**LSM36KC**	$564
9¼"	49"	1¾"	32 watts	**LSM48KC**	$605
With Daisy Chain Cords					
9¼"	25"	1¾"	17 watts	**LSM24KD**	$505
9¼"	37"	1¾"	25 watts	**LSM36KD**	$533
9¼"	49"	1¾"	32 watts	**LSM48KD**	$574

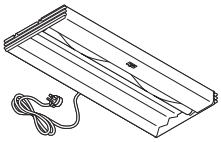

Tip: When ordering with standard power cord or Chicago cord, daisy chaining is not possible.

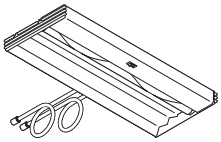

Tip: Remember to order a daisy chain starter cord.
▶See Related Products on next page.

For Canadian Pricing
Multiply U.S. Price by the Canadian price factor.
▶See page 1 for details.

▶**Specification Information, continued on next page**

▶ **Specification Information, continued from previous page**

Related Products

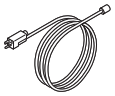

Tip: Use with Standard shelf light with daisy chain cord only. Do not order with Utility2.

Daisy Chain Starter Cord

Quantity in Package	Length	Style Number	U.S. Price
1	78"	**LS1FSC**	$ 64
6	78"	**LS6FSC**	$384

Lighting

For Canadian Pricing
Multiply U.S. Price by the Canadian price factor.
▶ See page 1 for details.

Utility2 Shelf Lights

Tip: Daisy chaining is not allowed in Chicago. Local electrical codes vary, so you should consult a qualified electrical contractor or engineer for proper installation of all electrical equipment.

Tip: Specification guidelines can be found on the next page.

Tip: Cord on stand-alone light has right-hand exit. Cord on daisy chain light has off center exit.

Tip: Because shelf lights are usually recessed, black is the standard paint color. Paint colors other than black have an upcharge.

Tip: If an optional paint color is selected for the housing, the electrical switches and end caps will remain black plastic.

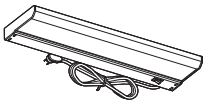

Tip: When ordering with standard power cord or Chicago cord, daisy chaining is not possible.

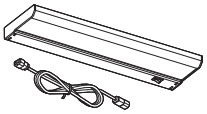

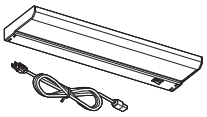

Tip: Minimum of two fixtures for daisy chaining and maximum of 10.

▶For more information on daisy chaining, see page 196.

Tip: When ordering starter light do not order a daisy chain starter cord.

	Standard Includes	Required to Specify
▶Need help? Product details, page 184	• Light housing with right-hand on-off switch: black paint • End cap cord managers: black plastic only • Cords: — Standard and Chicago (including circuit breaker), 9' cord with three-prong plug at 45° angle: black plastic only — Daisy chain, one 78" cord with modular connectors for daisy chaining: black plastic only • Prismatic lens • Angled reflector: silver only • T8 3500K lamp • Ballast • Universal and flush mounting hardware package	1 Style number 2 Paint color number, if other than black (see options below) 3 Options, if selected (see below) ▶See *Surface Materials,* page 432.

	Options	U.S. Price	Required to Specify
Surface Materials	• Painted light housing other than black	+$28	Specify paint color number for housing.
Lens	• Batwing lens	+$37	Specify *with batwing lens.*

Specification Information

Electronic High-Power-Factor Ballast

Dimensions D	Dimensions W	Dimensions H	Lamp Wattage	Style Number	U.S. Base Price
With Standard Power Cord					
6⅞"	25"	1⅝"	17 watts	**LSB24K2**	$308
6⅞"	37"	1⅝"	25 watts	**LSB36K2**	$363
6⅞"	49"	1⅝"	32 watts	**LSB48K2**	$404
With Chicago Cord Including Circuit Breaker					
6⅞"	25"	1⅝"	17 watts	**LSB24KC2**	$380
6⅞"	37"	1⅝"	25 watts	**LSB36KC2**	$435
6⅞"	49"	1⅝"	32 watts	**LSB48KC2**	$476
Daisy Chain Light with 78" Jumper Cord					
6⅞"	25"	1⅝"	17 watts	**LSB24KD2**	$349
6⅞"	37"	1⅝"	25 watts	**LSB36KD2**	$404
6⅞"	49"	1⅝"	32 watts	**LSB48KD2**	$445
Daisy Chain Starter Light with 9' Starter Cord					
6⅞"	25"	1⅝"	17 watts	**LSB24KS2**	$349
6⅞"	37"	1⅝"	25 watts	**LSB36KS2**	$404
6⅞"	49"	1⅝"	32 watts	**LSB48KS2**	$445

▶**Specification Information, continued on next page**

▶ **Specification Information, continued from previous page**

Specification Information

Electronic Normal-Power-Factor Ballast

Dimensions D	Dimensions W	Dimensions H	Lamp Wattage	Style Number	U.S. Base Price
With Standard Power Cord					
6⅞"	25"	1⅝"	17 watts	**LSB24M2**	$219
6⅞"	37"	1⅝"	25 watts	**LSB36M2**	$274
6⅞"	49"	1⅝"	32 watts	**LSB48M2**	$315
With Chicago Cord Including Circuit Breaker					
6⅞"	25"	1⅝"	17 watts	**LSB24MC2**	$291
6⅞"	37"	1⅝"	25 watts	**LSB36MC2**	$346
6⅞"	49"	1⅝"	32 watts	**LSB48MC2**	$387
Daisy Chain Light with 78" Jumper Cord					
6⅞"	25"	1⅝"	17 watts	**LSB24MD2**	$260
6⅞"	37"	1⅝"	25 watts	**LSB36MD2**	$315
6⅞"	49"	1⅝"	32 watts	**LSB48MD2**	$356
Daisy Chain Starter Light with 9' Starter Cord					
6⅞"	25"	1⅝"	17 watts	**LSB24MS2**	$260
6⅞"	37"	1⅝"	25 watts	**LSB36MS2**	$315
6⅞"	49"	1⅝"	32 watts	**LSB48MS2**	$356

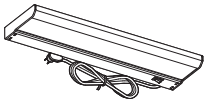

Tip: When ordering with standard power cord or Chicago cord, daisy chaining is not possible.

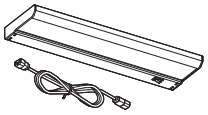

Tip: When ordering daisy chain with jumper cord there is no power supply.

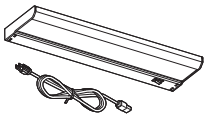

Tip: Minimum of two fixtures for daisy chaining and maximum of 10.

▶ For more information on daisy chaining, see page 196.

Tip: When ordering starter light do not order a daisy chain starter cord.

Specification Guidelines

Application	Requirement
2 lights	1 starter light fixture and 1 daisy chain light with jumper cord fixtures
3 lights	1 starter light fixture and 2 daisy chain light with jumper cord fixtures
4 lights	1 starter light fixture and 3 daisy chain light with jumper cord fixtures
5 lights	1 starter light fixture and 4 daisy chain light with jumper cord fixtures
6 lights	1 starter light fixture and 5 daisy chain light with jumper cord fixtures
7 lights	1 starter light fixture and 6 daisy chain light with jumper cord fixtures
8 lights	1 starter light fixture and 7 daisy chain light with jumper cord fixtures
9 lights	1 starter light fixture and 8 daisy chain light with jumper cord fixtures
10 lights	1 starter light fixture and 9 daisy chain light with jumper cord fixtures

For Canadian Pricing
Multiply U.S. Price by the Canadian price factor.
▶ See page 1 for details.

Underline Shelf Lights

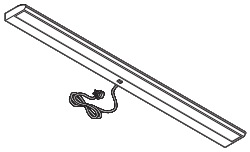

Standard Includes	Required to Specify
▶ Need help? Product details, page 186	1 Style number 2 Paint color number for housing and end caps: 0835 Black 7018 Pewter 7021 Dark Champagne

- Steel light housing: paint
- Aluminum reflector
- Batwing lens
- Polycarbonate end caps: molded to match housing
- Cords:
  - Standard and Chicago (including circuit breaker), 9' cord with three-prong plug at 45° angle: black plastic only
- Soft touch switch
- Thin profile, energy-efficient T2 fluorescent lamp
- Universal spring brackets for recessed mount and screw-in for flush mount
- Tool free clips for New York application

Specification Information

Dimensions D	Dimensions W	Dimensions H	Lamp Wattage	Style Number	U.S. Price
With Standard Power Cord, Without Dimming					
4¾"	22"	¾"	13 watts	**LT2**	$320
With Chicago Cord Including Circuit Breaker					
4¾"	22"	¾"	13 watts	**LT2CHI**	$368

For Canadian Pricing
Multiply U.S. Price by the Canadian price factor.
▶ See page 1 for details.

Bottomline Shelf Lights

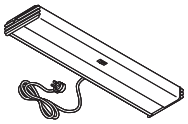

Tip: Daisy chaining shelf lights together extends power from one fixture to another within workstations to help keep receptacles clear for other uses.
▶See page 196 for more information.

Tip: Daisy chaining is not allowed in Chicago. Local electrical codes vary, so you should consult a qualified electrical contractor or engineer for proper installation of all electrical equipment.

Tip: When ordering with standard power cord or Chicago cord, daisy chaining is not possible.

Tip: When ordering the Bottomline shelf lights with daisy chain starter cord you do NOT need to order a starter cord or jumper cord.

Standard Includes

▶Need help? Product details, page 186

- Steel light housing: paint
- Mylar reflector
- Batwing lens
- Polycarbonate end caps: molded to match housing
- Cords:
  - —Standard and Chicago (including circuit breaker), 9' cord with three-prong plug at 45° angle: black plastic only
  - —Daisy chain, one 56" cord with modular connectors for daisy chaining: black plastic only
- Energy efficient electronic ballast
- Energy efficient 3500K T5 fluorescent light
- Universal spring brackets for recessed mount and screw-in for flush mount
- Tool free clips for New York application

Required to Specify

1 Style number
2 Paint color number for housing and end caps:
0835 Black
7018 Pewter
7021 Dark Champagne

Specification Information

Dimensions D	W	H	Lamp Wattage	Style Number	U.S. Price
With Standard Power Cord					
4½"	23¼"	1¼"	14 watts	**L52FT**	$278
4½"	35"	1¼"	21 watts	**L53FT**	$298
4½"	46¾"	1¼"	28 watts	**L54FT**	$320
With Chicago Cord Including Circuit Breaker					
4½"	23¼"	1¼"	14 watts	**L52FTCHI**	$325
4½"	35"	1¼"	21 watts	**L53FTCHI**	$354
4½"	46¾"	1¼"	28 watts	**L54FTCHI**	$379
With Daisy Chain Cord					
4½"	23¼"	1¼"	14 watts	**L52FTY**	$307
4½"	35"	1¼"	21 watts	**L53FTY**	$325
4½"	46¾"	1¼"	28 watts	**L54FTY**	$347
With Daisy Chain Starter Cord					
4½"	23¼"	1¼"	14 watts	**L52FTS**	$307
4½"	35"	1¼"	21 watts	**L53FTS**	$325
4½"	46¾"	1¼"	28 watts	**L54FTS**	$347

Specification Guidelines

Application	Requirement
2 lights	1 starter fixture and 1 daisy chain fixture
3 lights	1 starter fixture and 2 daisy chain fixtures
4 lights	1 starter fixture and 3 daisy chain fixtures
5 lights	1 starter fixture and 4 daisy chain fixtures
6 lights	1 starter fixture and 5 daisy chain fixtures

Note: Daisy chaining minimum of two fixtures; maximum of six fixtures.

For Canadian Pricing
Multiply U.S. Price by the Canadian price factor.
▶See page 1 for details.

LED Shelf Lights

Tip: Maximum number of lights that can be daisy chained is three lights.

	Standard Includes	Required to Specify
▶ Need help? Product details, page 186	• Aluminum extrusion with plastic cover • Power supply with cord • Soft touch switch • Thin profile accommodates recessed and low profile flush mounting • Ultra energy efficient LED light source • Universal magnetic mounting • Polycarbonate matte film diffuser • Continuous dimming	1 Style number 2 Plastic color number for cover: 6000 Black 6009 Arctic White 3 Options, if selected (see below)

	Options	U.S. Price	Required to Specify
Mounting	• Fastener kit for use with wood shelf	+$8	Specify *with fastener kit.*

Specification Information

Dimensions D	Dimensions W	Dimensions H	Lamp Wattage	Style Number	U.S. Base Price
LED Standard Light					
2½"	18"	½"	9.6 watts	**LSL18**	$377
LED Daisy Chain Starter Light					
2½"	18"	½"	9.6 watts	**LSL18YA**	$405
LED Daisy Chain Secondary Light					
2½"	18"	½"	9.6 watts	**LSL18YB**	$370

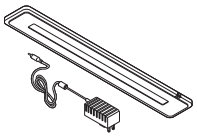

Tip: LED standard light comes with a 9' 18 watt power supply.

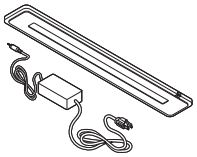

Tip: Daisy chain starter light comes with a 60 watt power supply that will support up to three lights in series (11' cord, 6' from power supply to power outlet, 5' from power supply to fixture). Does not include daisy chain jumper cords.

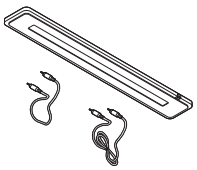

Tip: Daisy chain secondary light does not come with a power supply. Daisy chain cord package (8" and 30") comes standard with each secondary light.

LED Linear Shelf Lights

Tip: The power supply for the 17" stand alone only uses a straight plug with a 9' 18 watt 24 volt wall transformer. The power supply for the 31", 44", 58", or 17" starter light uses a 11' 60 watt compact in-line brick with straight plug.

	Standard Includes	Required to Specify
▶ Need help? Product details, page 190	• Task light and mounting bracket: 4231 Arctic White • Power supply with cord: black • Soft touch switch • Magnetic and wood mounting brackets • Continuous range dimmer • Automatic turn off program • Color temperature 3500K	1 Style number 2 Options, if selected (see below)

	Options	U.S. Price	Required to Specify
Surface Materials	• Painted light housing in 0835 Black	+$ 13	Specify *with 0835 Black.*
Occupancy Sensor	• 17"W, 31"W, 44"W, and 58"W with stand alone or daisy chain starter	+$139	Specify *with occupancy sensor.*
High Output	• 17"W with stand alone, starter, or secondary	+$ 87	Specify *with high output.*
	• 31"W, 44"W, and 58"W with stand alone or daisy chain starter, or secondary	+$149	Specify *with high output.*

Specification Information

Dimensions D	W	H	Style Number	U.S. Base Price
17" Stand Alone Light				
2"	17"	7/10"	**LLL17**	$284
17" Daisy Chain Starter Light				
2"	17"	7/10"	**LLL17YA**	$332
17" Daisy Chain Secondary Light				
2"	17"	7/10"	**LLL17YB**	$249
31" Stand Alone or Daisy Chain Starter Light				
2"	31"	7/10"	**LLL31**	$462
31" Daisy Chain Secondary Light				
2"	31"	7/10"	**LLL31YB**	$383

▶ **Specification Information, continued on next page**

▶ **Specification Information, continued from previous page**

Specification Information



44" Stand Alone or Daisy Chain Starter Light

Dimensions D	Dimensions W	Dimensions H	Style Number	U.S. Base Price
2"	44"	7/10"	**LLL44**	$613



44" Daisy Chain Secondary Light

Dimensions D	Dimensions W	Dimensions H	Style Number	U.S. Base Price
2"	44"	7/10"	**LLL44YB**	$514



58" Stand Alone or Daisy Chain Starter Light

Dimensions D	Dimensions W	Dimensions H	Style Number	U.S. Base Price
2"	58"	7/10"	**LLL58**	$786



58" Daisy Chain Secondary Light

Dimensions D	Dimensions W	Dimensions H	Style Number	U.S. Base Price
2"	58"	7/10"	**LLL58YB**	$555

Lighting

For Canadian Pricing
Multiply U.S. Price by the Canadian price factor.
▶ See page 1 for details.

LED Personal Task Lights

Standard Includes	Required to Specify
▶ Need help? Product details, page 194	• Housing: 6009 Arctic White plastic only • Fixture and stanchions: paint • Power supply 9' • Soft touch switch • Ultra energy efficient LED light source • Polycarbonate matte film diffuser • Continuous dimming	1 Style number 2 Paint color number for fixture and stanchions: 4231 Arctic White 4710 Low Gloss Black 4799 Platinum Metallic

Related Products

• c:scape desk	▶ See *c:scape Specification Guide.*
• FrameOne bench	▶ See *Benching Specification Guide.*
• SOTO rail	▶ See *Steelcase Worktools Specification Guide.*
• Technology zone integral rail	▶ See *Elective Elements Specification Guide.*
• Worksurfaces	▶ See *Answer Solutions Specification Guide.*
• Campfire Big Table	▶ See *turnstone Specification Guide.*

Specification Information

Dimensions D	Dimensions W	Dimensions H	Lamp Wattage	Style Number	U.S. Price

Rail-Mounted LED Personal Task Light

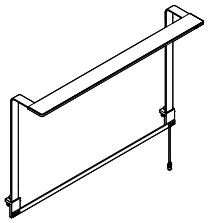

6"	30"	17"	12.6 watts	**LPTL30**	$676

Non Rail-Mounted LED Personal Task Light

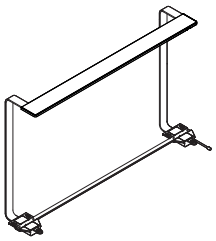

6"	30"	17"	12.6 watts	**LPTL30NR**	$676

Tip: Non rail-mounted LED personal task lights will not work on worksurfaces with knife edge that is longer than 1¼", or with modesty panels or modesty screens closer than 6" from the back edge.

For Canadian Pricing
Multiply U.S. Price by the Canadian price factor.
▶ See page 1 for details.

Accessories

Vertical Wire Managers

For Use on Montage Panels

Standard Includes		Required to Specify
▶ Need help? Product details, page 197	• Vertical wire manager: plastic	1 Style number 2 Plastic color number 6000 Black 6659 Light Grey

Specification Information

Height	Style Number	U.S. Price
13"	**ZWM13**	$17
20"	**ZWM20**	$18

Vertical Wire Manager

For Use on Answer and Kick Panels

Tip: Wire manager can be cut in the field to the specific length needed.

Standard Includes		Required to Specify
▶ Need help? Product details, page 197	• Vertical wire manager: plastic	1 Style number 2 Plastic color number: 6000 Black 6009 Arctic White 6249 Platinum Solid 6654 Sand 6697 Fog

Specification Information

Height	Style Number	U.S. Price
48"	**TS7PVWM**	$32

Lighting

For Canadian Pricing
Multiply U.S. Price by the Canadian price factor.
▶ See page 1 for details.

Specifying Victor2

Victor2 Mobile Unit 426

Victor2 Freestanding Units 428

Victor2 Tray Shelf and Display 430

Victor2 Mobile Unit

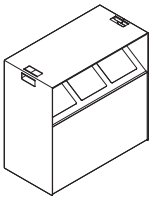

Standard Includes	Required to Specify
▶ Need help? Product details, page 202	1 Style number 2 Wood color number for front and back 3 Paint color number for sides and top (case) 4 Three acrylic inserts (see below under Required Selections) 5 Options, if selected (see below) ▶ See *Surface Materials,* page 432.

- Mobile unit:
  - Front and back: wood group 1
  - Sides and top: paint price group 1
- Finished back hinged doors
- Three slot opening with sloped receptacles and built in bag holding system
- Acrylic inserts etched with recycling icons and wording
- Three 100% recycled plastic rigid recycling bins – 12 gallon capacity each
- Four non-locking black casters: two swivel/two fixed

Tip: Acrylic inserts lift out without tools for ease of cleaning and changeability.

Tip: Verbiage on each insert contains English, Spanish, and French.

Required Selections

Acrylic Inserts (Pick three)

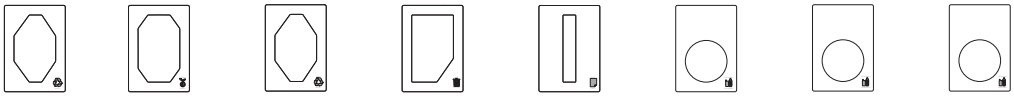

Plastic | Compost | Mixed | Waste | Paper | Aluminum | Returnables | Glass

	Options	U.S. Price	Required to Specify
Surface Materials	**Wood front and back**		
	• Wood group 2	+$ 74	Specify wood color number.
	• Wood group 3	+$258	Specify wood color number.
	• Customiz stain	No cost	Specify *with Customiz stain.*
			▶ See *Surface Materials Reference Manual.*
	Laminate front and back		
	• Laminate price group 1	–$345	Specify laminate color number.
	• Laminate price group 2	See information at left	Specify laminate color number.
	• Open Line Laminate	–$271 plus cost of laminate	▶ See *Surface Materials Reference Manual.*
	Paint on case		
	• Paint price group 1	No cost	Specify paint color number.
	• Paint price group 2	+$ 80	Specify paint color number.
	• Paint price group 3	+$138	Specify paint color number.

For laminate price group 2 pricing, *please refer to the electronic catalog or SmartTools.*

Specification Information

Dimensions D	W	H	Style Number	U.S. Base Price
Mobile Unit - 3 Openings				
18"	36"	36"	**AWRM183636**	$4192

Tip: Receptacle contains features to accommodate oversized bags.

Tip: Soft-touch integral handle allows easy movement from one location to another.

For Canadian Pricing
Multiply U.S. Price by the Canadian price factor.
▶ See page 1 for details.

Victor2 Freestanding Units

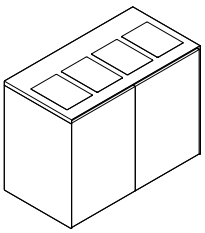

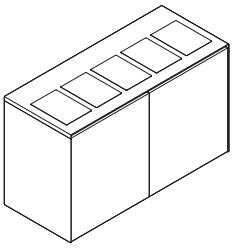

Tip: Tray shelf and display are ordered separately.

Tip: Acrylic inserts lift out without tools for ease of cleaning and changeability.

Tip: Verbiage on each insert contains English, Spanish, and French.

For laminate price group 2 pricing, *please refer to the electronic catalog or SmartTools.*

	Standard Includes	Required to Specify
▶ Need help? Product details, page 202	• Freestanding unit: - Front and back: wood group 1 - Side and top: paint price group 1 • Finished back • Four or five top slot openings with receptacles • Acrylic inserts etched with recycling icons and wording • Four or five recycling bins (capacity of 23 gallon each receptacle) – fits 30 gallon size bags and larger • Leveling glides: black only	1 Style number 2 Wood color number for front and back 3 Paint color number for sides and top (case) 4 Four or five acrylic inserts (see below under Required Selections) 5 Options, if selected (see below) ▶ See *Surface Materials,* page 432.

Required Selections

Acrylic Inserts (Pick four or five)

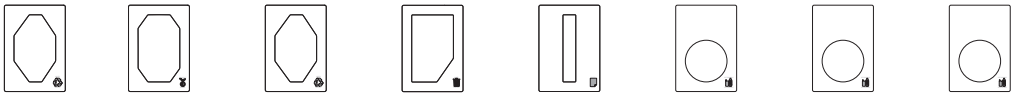

Plastic | Compost | Mixed | Waste | Paper | Aluminum | Returnables | Glass

	Options	U.S. Price	Required to Specify
Surface Materials	**Wood front and back**		
	• Wood group 2	Prices at right	Specify wood color number.
	• Wood group 3	Prices at right	Specify wood color number.
	• Customiz stain	No cost	Specify *with Customiz stain.* ▶ See *Surface Materials Reference Manual.*
	Laminate front and back		
	• Laminate price group 1		
	- Four opening	–$575	Specify laminate color number.
	- Five opening	–$805	Specify laminate color number.
	• Laminate price group 2		
	- Four opening	See information at left	Specify laminate color number.
	- Five opening	See information at left	Specify laminate color number.
	• Open Line Laminate		
	- Four opening	–$501 plus cost of laminate	▶ See *Surface Materials Reference Manual.*
	- Five opening	–$731 plus cost of laminate	▶ See *Surface Materials Reference Manual.*
	Paint on case		
	• Paint price group 1	No cost	Specify paint color number.
	• Paint price group 2	+$ 80	Specify paint color number.
	• Paint price group 3	+$138	Specify paint color number.
Related Products	• Tray shelf and display		▶ Page 430

For Canadian Pricing
Multiply U.S. Price by the Canadian price factor.
▶ See page 1 for details.

Specification Information

Dimensions D	W	H	Style Number	U.S. Base Price	Options (Add $ to Base Price) Wood: Wood front and back	Wood Group 2	Wood Group 3
Freestanding Unit - 4 Openings							
25"	48"	36"	**AWRF254836**	$5989	+$134	+$467	
Freestanding Unit - 5 Openings							
25"	60"	36"	**AWRF256036**	$7547	+$169	+$587	

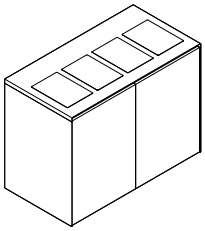

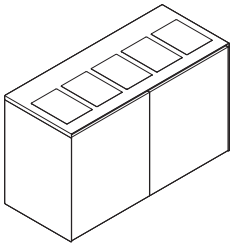

For Canadian Pricing
Multiply U.S. Price by the Canadian price factor.
▶ See page 1 for details.

Victor2 Tray Shelf and Display

Tray Shelf

Tip: Tray shelf fits most trays up to 20¾" x 12".

Tip: Tray shelf cannot be used with the mobile unit.

Tip: Two tray shelves can be used on the freestanding 4 or 5 slot opening. A 15" gap will separate the two tray shelves if used on the freestanding 5 unit.

Tip: Maximum tray storage is 20 food trays.

	Standard Includes	Required to Specify
▶ Need help? Product details, page 203	• Tray shelf: paint price group 1	1 Style number 2 Paint color number for tray 3 Options, if selected (see below) ▶ See *Surface Materials,* page 432.

	Options	U.S. Price	Required to Specify
Surface Materials	• Paint price group 1 • Paint price group 2 • Paint price group 3	No cost +$11 +$25	Specify paint color number. Specify paint color number. Specify paint color number.
Related Products	• Freestanding units		▶ Page 428

Specification Information

Dimensions D	Dimensions W	Dimensions H	Style Number	U.S. Base Price
12¾"	22¼"	9 15/16"	**AWTS**	$418

Display

Tip: Display holds two 8½" x 11" papers or one 11" x 17".

Tip: Display cannot be used with the mobile unit.

Tip: Two displays can be used on the freestanding 4 or 5 slot opening. A gap of 18½" will separate the two displays if used on the Freestanding 5 unit.

Tip: Paper is placed between the two acrylic plates.

	Standard Includes	Required to Specify
▶ Need help? Product details, page 203	• Display • Attachment brackets: paint price group 1	1 Style number 2 Paint color number for bracket 3 Options, if selected (see below) ▶ See *Surface Materials,* page 432.

	Options	U.S. Price	Required to Specify
Surface Materials	• Paint price group 1 • Paint price group 2 • Paint price group 3	No cost +$11 +$25	Specify paint color number. Specify paint color number. Specify paint color number.
Related Products	• Freestanding units		▶ Page 428

Specification Information

Dimensions D	Dimensions W	Dimensions H	Style Number	U.S. Base Price
1 3/16"	20¾"	15½"	**AWDR**	$418

For Canadian Pricing
Multiply U.S. Price by the Canadian price factor.
▶ See page 1 for details.

Resources and Surface Materials

Surface Materials 432

Specification Guidelines for Directional Fabrics 436

Paint Color Availability Matrix 437

Laminate Color Availability Matrix 438

Recommended Edge Finishes 442

Lock and Keying Options

- Universal Laminate Enhanced Storage 444
- Universal Steel Storage, TS Series Storage, High-Density Storage, TS 200 Series Lateral Files, 900 Series Storage, and Overfile Cabinets 445
- Lock Cylinders 446

Media Storage Solutions 448

Storage Capacities and Dimensions 452

Storage Products Style Number Conversion List 468

Style Number Index 490

Surface Materials

This listing includes all the surface material choices that are available for the products in this specification guide.

Resources

For more information about surface materials, refer to the following resources:

Additional surface materials specification tools are available to assist you in the specification process—the Surface Materials Binders.

The global surface materials palette is a core collection of finishes that is available across multiple geographies (Americas/EMEA – Europe, Middle East, and Africa/APAC – Asia Pacific) and on global product lines, where applicable. For a list of finishes included in the offering, see the *Surface Materials Reference Manual.* Additional details, like product approvals by geography and finish number conversions, can also be found in the *Surface Materials Reference Manual* or see *steelcase.com/surface-materials.*

Surface Materials Binders include:
- Surface Materials Reference Manual
- A complete set of swatch cards for hard surfaces, vertical surface fabrics, and seating upholstery

Paint

▶ See *Surface Materials Reference Manual* for a listing of available paints for Victor2.

Tip: All products may not be available in all colors listed below.

▶ See page 437 for an overview of the paint colors available on each component.

Ⓔ = Established

Steelcase Surfaces

Price Group 1

Smooth Paint
4242 Milk

Textured Paint
7207 Black
7225 Sand
7236 Fog Ⓔ
7237 Slate Ⓔ
7238 Fieldstone
7239 Midnight
7241 Arctic White
7243 Seagull
7278 Dark Bronze
7360 Merle

Price Group 2

Smooth Metallic Paint
4728 Nickel Metallic
4743 Mineral Metallic
4744 Pearl Metallic
4750 Champagne Metallic
4752 Steel Metallic Ⓔ
4788 Gold Dust Metallic Ⓔ
4798 Sterling Metallic
4799 Platinum Metallic
4803 Near Black Metallic

Textured Metallic Paint
7245 Carbon Metallic
7246 Midnight Metallic

Select Surfaces

Price Group 3

Accent paint
Accent paints allow you to choose from a pre-matched color palette of trend driven colors. Refer to the *Surface Materials Reference Manual* for more information.

Custom Surfaces

Price Group 3

PerfectMatch
PerfectMatch is a service that allows you to create your own paint color. Refer to the *Surface Materials Reference Manual* for more information about this program.

Accessory Paint

Steelcase Surfaces

Applies to:
- Universal Storage with c:scape pulls

4140 Arctic White Gloss
4144 Black Gloss

Laminate

Tip: All products may not be available in all colors listed below.

▶ See page 438 for an overview of the laminate colors available on each product line.

Steelcase Surfaces

High-Pressure Laminate

Price Group 1

Fiber Laminate
2850 Vanadium Fiber
2851 Rhyme Fiber Ⓔ
2852 Tungsten Fiber
2854 Vellum Fiber
2859 Novell Fiber
2860 Granite Fiber
2861 Coconut Fiber
2862 Stucco Fiber

Metallic Laminate
2503 Brushed Silver Ⓔ

Micro Laminate
2920 Marl Micro
2921 Gypsum Micro
2922 Clay Micro
2923 Shadow Micro Ⓔ

Patina Laminate
2870 Blonde Bronze Patina
2871 Blackened Bronze Patina
2873 Instant Iron Patina

Solid Laminate
2722 Cream Ⓔ
2730 Arctic White
2746 Black
2759 Warm White Ⓔ
2811 Mist Ⓔ
2883 Seagull
2884 Milk
2885 Dune
2HMG Merle

Speckle Laminate
2820 Coffee Speckle Ⓔ
2822 Woodrose Speckle Ⓔ
2823 Driftwood Speckle
2824 Smoke Speckle
2825 Vanadium Speckle

Tip: Some wood veneer finishes and woodgrain laminates share the same name. Because of the difference in materials, veneers and laminates of the same name are not an exact match but do coordinate with each other.

Woodgrain Laminate
2406 Clear Cherry
2409 Clear Maple
2410 Graphite Walnut
2412 Natural Cherry
2422 Medium Cherry
2511 Winter on Maple
2538 Clear Walnut
2539 Warm Oak Ⓔ
2592 Blonde on Maple
2714 Natural Walnut
2772 Medium Mahogany on Walnut Ⓔ
2HAK Clear Oak
2HAN Ash Noce
2HAT Acacia
2HAW Ash Wenge
2HBN Bisque Noce
2HBW Bisque Wenge
2HCN Clay Noce
2HCW Clay Wenge
2HSN Storm Noce
2HSW Storm Wenge

turnstone Laminate Collection
A selection of laminates and edge bands in this collection are available on Steelcase brand products. This collection is available with standard leadtimes and supported like standard laminates to help make ordering easy. Please see the turnstone section of *village.steelcase.com* for swatching information.

2535 Virginia Walnut
2536 Blackwood
2612 Marbled Maple
2614 Chocolate Walnut
2615 Marbled Cherry

Tip: turnstone Collection Laminates are not available on bullnose laminate storage tops.

Select Surfaces

High-Pressure Laminate

Price Group 2

Textured Woodgrain Laminate
2TH2 Fawn Cypress
2TH3 Weathered Char
2TH4 Saddle Oak
2TH5 Veranda Teak
2TH6 Persian Cherry
2TH7 Walnut Heights

Steelcase Surfaces

Low-Pressure Laminate

Price Group 1

Fiber Laminate
2L50 Vanadium Fiber LPL
2L52 Tungsten Fiber LPL

Metallic Laminate
2L03 Brushed Silver LPL Ⓔ

Solid Laminate
247L Black V2 LPL
2L30 Arctic White LPL
2L83 Seagull LPL
2L84 Milk LPL
2L85 Dune LPL
2HMG Merle LPL

Woodgrain Laminate
25L1 Winter on Maple LPL
25L5 Virginia Walnut LPL
25L6 Blackwood LPL
25L8 Clear Walnut LPL
25L9 Warm Oak LPL Ⓔ
262L Marbled Maple LPL
264L Chocolate Walnut LPL
267L Marbled Cherry V2 LPL
26L1 Natural Cherry V2 LPL
2L09 Clear Maple LPL
2LAK Clear Oak LPL
2LAN Ash Noce LPL
2LAT Acacia LPL
2LAW Ash Wenge LPL
2LBN Bisque Noce LPL
2LBW Bisque Wenge LPL
2LCN Clay Noce LPL
2LCW Clay Wenge LPL
2LSN Storm Noce LPL
2LSW Storm Wenge LPL

Custom Surfaces

Open Line Laminate (OLL)

This service allows you to order non-standard laminate at an additional processing fee of $74 U.S. per unit, plus the cost of the laminate.

High-Pressure Laminate pricing does not include premium or digitally printed patterns from any suppliers. Laminate cost may also vary for basic or standard laminates from other suppliers. Please contact the OLL consultant at 616.475.2426 for pricing. The cost of the laminate will be added to your invoice as a separate line on the acknowledgement.

When processing orders for Open Line laminate on Universal worksurfaces and Universal Storage tops, specify 2900 in the laminate finish field and enter the OLL manufacturer information. Enter the required edge finish as you would a standard laminate.

Laminate Approval and Material Requirements
To confirm whether a particular laminate has already been tested for use on a specific Steelcase product or to determine material square foot requirements:
- Visit *www.steelcase.com*

For additional information, refer to the *Steelcase Surface Materials Reference Manual*.

Wood

Applies to:
- Universal Storage tops and fronts
- High-Density storage
- Overhead storage
- 900 Series tops
- TS 200 Series tops

Tip: Wood is not offered as a finish on the value package for High-Density storage cases.

Steelcase carefully selects veneer and solid wood for consistent color and grain structure. Wood is a natural material and variations will occur in color, grain and texture. These variations are part of the inherent natural beauty of wood and are not considered defects.

All wood products will darken with age and exposure to ultraviolet light. This is especially apparent with cherry and maple veneer. We recommend that desk accessories be rearranged periodically to ensure even aging of wood surfaces.

When storing your wood furniture, please follow the following guidelines:
- Do not store products in trailers
- Store products in areas that simulate office temperatures (60°F to 90°F)
- Store products in areas that maintain constant, office-like humidity levels
- Keep product away from light. Cover products to make sure they are not exposed to light.

Steelcase Surfaces

Veneer

Veneers are matched for proper balance and consistency. Veneers are available flat cut or quarter cut, except for Oak, which is rift cut. Refer to the *Surface Materials Reference Manual* for descriptions of each cut.

Open-pore finish is a medium gloss finish that leaves the wood grain texture visible to the eye and distinguishable to the touch.

▶See *Surface Materials Reference Manual* for a listing of available veneers for Victor2.

Ⓔ = Established

Flat-cut open-pore finish choices

Wood Group 1
3062 FC/OP Graphite Walnut
3402 FC/OP Clear Cherry (Aged)
3412 FC/OP Natural Cherry Ⓔ
3422 FC/OP Medium Cherry
3522 FC/OP Clear Maple*
3572 FC/OP Amber on Maple Ⓔ
3592 FC/OP Blonde on Maple
3702 FC/OP Clear Walnut
3712 FC/OP Natural Walnut
3722 FC/OP Dark Mahogany on Walnut
3752 FC/OP Medium Walnut
3762 FC/OP Dark Walnut
3772 FC/OP Medium Mahogany on Walnut

Quarter-cut open-pore finish choices

Wood Group 1
3042 QC/OP Ash*
3222 QC/OP Clear Maple*
3272 QC/OP Amber on Maple Ⓔ
3292 QC/OP Blonde on Maple
3302 QC/OP Clear Walnut
3312 QC/OP Natural Walnut
3322 QC/OP Dark Mahogany on Walnut
3352 QC/OP Medium Walnut
3362 QC/OP Dark Walnut
3372 QC/OP Medium Mahogany on Walnut
3382 QC/OP Graphite Walnut

Rift-cut open-pore finish choices

Wood Group 1
3602 RC/OP Desert Oak
3612 RC/OP Warm Oak Ⓔ
3692 RC/OP Espresso Oak

Full-fill finish is a medium-gloss finish that completely fills the grain texture, yet allows the grain pattern to be seen. The wood has a lustrous, satiny look, and it is smooth to the touch. This finish is available on the wood worksurface or field-installed top only.

Flat-cut full-fill finish choices

Wood Group 1
3064 FC/FF Graphite Walnut
3404 FC/FF Clear Cherry (Aged)
3414 FC/FF Natural Cherry Ⓔ
3424 FC/FF Medium Cherry
3524 FC/FF Clear Maple*
3544 FC/FF Blonde on Maple
3574 FC/FF Amber on Maple Ⓔ
3704 FC/FF Clear Walnut
3714 FC/FF Natural Walnut
3724 FC/FF Dark Mahogany on Walnut
3754 FC/FF Medium Walnut
3764 FC/FF Dark Walnut
3774 FC/FF Medium Mahogany on Walnut

Quarter-cut full-fill finish choices

Wood Group 1
3224 QC/FF Clear Maple*
3274 QC/FF Amber on Maple Ⓔ
3294 QC/FF Blonde on Maple
3304 QC/FF Clear Walnut
3314 QC/FF Natural Walnut
3324 QC/FF Dark Mahogany on Walnut
3354 QC/FF Medium Walnut
3364 QC/FF Dark Walnut
3374 QC/FF Medium Mahogany on Walnut
3384 QC/FF Graphite Walnut

Rift-cut full-fill finish choices

Wood Group 1
3604 RC/FF Desert Oak
3614 RC/FF Warm Oak Ⓔ
3694 RC/FF Espresso Oak

**Because no stain is used in the clear-coat process, a sign-off will be required prior to orders being accepted for this finish. The sign-off sheet is available through Steelcase advertising stock. Please use form number 09-0000756 for 3042, form number 05-0001370 for 3222 and 3224.*

Premium Veneers

A selection of Premium veneers in this collection are available on most Steelcase brand products. The collection will be available as close to standard leadtimes as possible. However, because adequate supplies of veneer and solids must be secured, all orders will be scheduled individually. Leadtimes will vary based on Premium veneer and Premium solids availability at the time the order is placed. The collection is Graded-In as Wood Group 2 and Wood Group 3, and supported like standard veneers to make ordering easy. Please see the Steelcase surface materials section on *village.steelcase.com* for sample information and product line availability. All premium veneers are in clear-coat.

Quarter-cut open-pore finish choices

Wood Group 2
3032 QC/OP Dark Thin Line Bamboo
3052 QC/OP Ribbon Sapele

Wood Group 3
3832 QC/OP Figured Anegre
3842 QC/OP Figured Makore

Tip: Full-fill finish is not available on Premium veneers as a standard. To ensure an understanding of the color ranges and characteristic variations of natural veneer, a sign-off sheet is required prior to orders being accepted for this clear-coat finish. The sign-off sheet is available through Steelcase advertising stock. Please use form number 09-0000755 for 3032, form number 09-0000757 for 3052, form number 09-0000758 for 3832, and form number 09-0000759 for 3842.

▶**Surface Materials,** continued

Select Surfaces

For information on products within Select Surfaces, including accent paints and fabrics from Designtex, Gabriel, Kvadrat, and Pollack, please refer to the *Surface Materials Reference Manual* or visit *steelcase.com/surface-materials* under the Select Surfaces section.

Composite Veneer

Composite veneers are an engineered wood intended to create specific grain patterns and characteristics. They are pre-stained and finished with Steelcase's Clarity water-borne UV topcoat, which protects the environment while providing durability and clarity. Only open-pore finishes are available on composite wood. Composite veneer and matching edge bands are available on most Steelcase brand products. Composites, for use as a solid nosing substitute, are not available. Steelcase does not recommend mixing composite veneers with natural solid nosings because composite and natural wood grain and color matching are rarely compatible. Composite veneers are Graded-In as Wood Group 1 pricing.

Flat-cut open-pore finish choices

Wood Group 1
3JDX FC/OP Oak Composite
3JFX FC/OP Maple Composite
3JHX FC/OP Cherry Composite
3JJX FC/OP Walnut Composite

Quarter-cut open-pore finish choices

Wood Group 1
3F8X QC/OP European Walnut Composite
3GAX QC/OP Gold Teak Composite
3GFX QC/OP Rosewood Composite
3GGX QC/OP Zebrano Composite
3HGX QC/OP Oak Composite
3HVX QC/OP Walnut Composite
3JEX QC/OP Maple Composite
3JGX QC/OP Cherry Composite
3ZNX QC/OP Night Cerused Oak Composite

Natural Veneer

Natural veneer is available in the Select Surfaces offering. Natural veneer may have extended leadtimes. Place your order as you normally would for any other finish, calling out the appropriate finish code.

The following finishes are available through the natural veneer offering:

Flat-cut open-pore finish choices

Wood Group 1
3342 FC/OP Black Walnut
35A2 FC/OP Blanch Maple
37A2 FC/OP Thunder Walnut

Wood Group 3
3082 FC/OP Washed Walnut

Flat-cut full-fill finish choices

Wood Group 1
3734 FC/FF Black Walnut

Wood Group 3
3084 FC/FF Washed Walnut

Ⓔ = Established

Quarter-cut open-pore finish choices

Wood Group 1
32A2 QC/OP Blanch Maple
33A2 QC/OP Thunder Walnut
3392 QC/OP Black Walnut

Quarter-cut full-fill finish choices

Wood Group 1
3394 QC/FF Black Walnut

Rift-cut open-pore finish choices

Wood Group 1
36A2 RC/OP Volcanic Oak

Planked Veneer

Planked veneer is available in the Select Surfaces offering. Planked veneer may have extended leadtimes. Place your order as you normally would for any other finish, calling out the appropriate finish code.

The following finishes are available through the planked veneer offering:

Wood Group 1
3P41 OP Planked Cherry
3P51 OP Planked Maple
3P61 OP Planked Oak
3P71 OP Planked Walnut

Tip: Known for its uniqueness, planked veneer has intentional and natural variations that include, but are not limited to: character marks, grain pattern, color, and natural color aging.

Custom Surfaces

Customiz stain is a service that allows you to create your own stain colors and finishes on standard veneer. Customiz stain color is available on all product lines that offer wood veneer.

A $500 stain-matching fee applies on CUSTOMIZ requests (Exception: The $500 fee does not apply on matches to Coalesse standard finishes or for a low-gloss finish request on a standard color). The $500 fee covers the cost of formulating the Customiz color finish and applies regardless of whether or not an order for product is placed.

In addition, an approval form must be signed to indicate customer acceptance of Customiz match. A $1,500 initiation fee will be charged prior to first order entry. This initiation fee activates the finish for unlimited use on any Steelcase product for an 18 month time period. After the 18 month time period has lapsed, the Customiz finish may be reactivated for another 18 months for a $1,000 fee at any point within five years after the $1,500 initiation fee was paid. If the finish is not reactivated within five years after the $1,500 initiation fee was paid, the finish will be culled and the customer will need to pay the $1,500 initiation fee again. All style number related Customiz charges products are no cost as of April 2014. The matching and initiation fees are not discountable.

Customiz stain takes 10 days to formulate. Consult the *Surface Materials Reference Manual* for more information. Custom veneers are also available and must be quoted by Steelcase specials group. Customiz stain on custom veneers takes 2 to 4 weeks to formulate.

Requirements and information on ordering a Customiz stain color are found in the *Surface Materials Reference Manual.*

Plastic

Steelcase Surfaces

Applies to:
- 1 mm square edge profile on Universal Storage laminate tops
- Square edge laminate top on TS 200 Series and 900 Series

6000 Black
6001 Coffee
6009 Arctic White
6034 Natural Cherry
6036 Medium Cherry
6037 Winter on Maple
6038 Blonde on Maple
6041 Natural Walnut
6045 Medium Mahogany on Walnut Ⓔ
6052 Milk
6053 Seagull
6231 Graphite Walnut
6234 Clear Cherry
6237 Clear Maple
6242 Virginia Walnut
6243 Blackwood
6245 Clear Walnut
6246 Warm Oak Ⓔ
6249 Platinum Solid
6271 Plywood
6527 Merle
6615 Grey V5
6619 Ice Ⓔ
6631 Cream
6635 Dawn Ⓔ
6636 Mist
6654 Sand
6655 Warm White
6676 Marbled Maple
6677 Chocolate Walnut
6678 Marbled Cherry
6694 Slate
6695 Midnight
6697 Fog
6698 Fieldstone
6703 Ash Wenge
6704 Storm Wenge
6705 Bisque Wenge
6706 Clay Wenge
6707 Ash Noce
6708 Bisque Noce
6709 Clay Noce
6710 Storm Noce

Select Surfaces

6T02 Fawn Cypress
6T03 Weathered Char
6T04 Saddle Oak
6T05 Veranda Teak
6T06 Persian Cherry
6T07 Walnut Heights

Tip: Light color plastic edges are susceptible to degradation due to normal wear and tear. Staining (e.g., ball point pen or clothing dyes such as blue jeans) and dirt effects are more pronounced in light colors and are not considered defects.

SOTO Fabric Pads

Applies to:
- SOTO personal console

Standard Fabric Pad

Dark grey felt

Cogent: Connect Fabric Set 1

5S18 Scarlet
5S21 Blue Jay
5S23 Wasabi
5S25 Graphite
5S27 Malt

Cogent: Connect Fabric Set 2

5S15 Coconut
5S16 Turmeric/Honey
5S19 Concord
5S24 Nickel
5S26 Licorice
5S28 Root Beer
5S93 Blueprint
5S94 Lizard/Jungle
5S95 Sailor
5S96 Quicksilver
5S98 Canary
5S99 Lipstick/Merlot
5SD0 Royal Blue
5SD1 Aubergine
5SD2 Peacock
5SD3 Lagoon
5SD4 Saffron

Metal

Steelcase Surfaces

Applies to:
- Universal pulls: contemporary, handle, jazz, and bar

0835 Black Ⓔ
9201 Polished Chrome
9211 Nickel
9212 Silver

Applies to:
- Nile pulls

0835 Black Ⓔ
4799 Platinum Metallic
7278 Dark Bronze
9201 Polished Chrome
9211 Nickel

Applies to:
- TS Series handle pull:

0835 Black
9211 Nickel

Ⓔ = Established

Glass

Steelcase Surfaces

Applies to:
- Universal storage

6530 Frosted

Applies to:
- Universal over the case or Universal in the case bin picture frame door glass insert

6580 Ice White

Acrylic

Steelcase Surfaces

Applies to:
- Universal over the case or Universal in the case bin picture frame door acrylic insert

6538 Satin

Seating Upholstery

Applies to:
- Mobile pedestal cushion top, One- and 1.5-high lateral file cushions, and basic cushion

Steelcase Surfaces

Price Group 1

Buzz2
Era
Jacks Ⓔ
Link
New Black
Playground Ⓔ
Tip: New Black upholstery has color numbers in both price group 1 and price group 2.

Price Group 2

Chainmail
Cogent: Connect
Cogent: Trails
New Black
Nitelights
Seating Vinyl** Ⓔ
Spyder Ⓔ
Stand In*
Tip: New Black upholstery has color numbers in both price group 1 and price group 2.

Price Group 3

Billiard Multi-Use by Designtex
Gaja – Cradle to Cradle Certified™ Silver
Imperma
Redeem
Retrieve
Texel

Price Group 5

Bo Peep
Remix
Silk

Price Group 6

Brisa*

Price Group 7

Steelcut Trio

Leather

Steelcase Leather**

Elmosoft Leather

Elmosoft Leather**

* Not available on basic cushions.
** Not available on either TS Series mobile pedestal cushions or basic cushions

Applies to:
- High-Density storage magnetic board

Price Group 2

Cogent: Connect

Price Group 3

Billiard Multi-Use by Designtex

Select Surfaces

For information on products within Select Surfaces, including accent paints and fabrics from Designtex, Gabriel, Kvadrat, and Pollack, please refer to the *Surface Materials Reference Manual* or visit *steelcase.com/surface-materials* under the Select Surfaces section.

Custom Surfaces

Price Group COM (Customer's Own Material)

Fabric Approval and Yardage
To confirm whether a particular COM material has already been tested for use on a specific Steelcase product or to determine actual yardage requirements:
- Visit *www.steelcase.com*

For additional information regarding Customer's Own Material, call 1.888.STEELCASE (1.888.783.3522) or send an email to lineone@steelcase.com

Specification Guidelines for Directional Fabrics

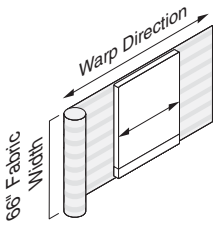

Warp Horizontal

The standard application direction of fabric is warp horizontal. Standard Steelcase fabrics were designed for this application direction.

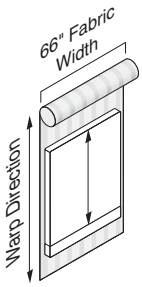

Warp Vertical

The optional application direction of fabrics is warp vertical. This is most commonly used on COMs designed for warp vertical application.

For more information about the warp direction of fabrics, see the *Surface Materials Reference Manual.*

Paint Color Availability Matrix

Legend

- • = Not available
- ■ = Available
- □ = Available with exceptions
- Ⓔ = Established

	Storage	Universal storage	High-Density storage	TS Series storage	TS Series bar pulls	c:scape pulls on Universal storage	TS 200 Series storage	900 Series storage	Overfile cabinets	Lighting	Shelf lights
Paint Price Group 1 (Smooth)											
4242 Milk		■	■	■	•	•	■	■	■		•
Paint Price Group 1 (Textured)											
7207 Black		■	■	■	■	•	■	■	■		■
7225 Sand		■	■	■	•	•	■	■	■		■
7230 Basalt Ⓔ		■	■	■	•	•	■	■	■		■
7236 Fog Ⓔ		■	■	■	•	•	■	■	■		■
7237 Slate Ⓔ		■	■	■	•	•	■	■	■		■
7238 Fieldstone		■	■	■	•	•	■	■	■		■
7239 Midnight		■	■	■	•	•	■	■	■		■
7241 Arctic White		■	■	■	•	•	■	■	■		■
7243 Seagull		■	■	■	•	•	■	■	■		■
7278 Dark Bronze		■	■	■	•	•	■	■	■		■
7360 Merle		■	■	■	•	•	■	■	■		■
Paint Price Group 2 (Smooth)											
0835 Black Ⓔ		■	■	■	•	•	■	■	■		■
4604 Driftwood Ⓔ		■	■	■	•	•	■	■	■		■
4700 Warm White Ⓔ		■	■	■	•	•	■	■	■		■
Paint Price Group 2 (Metallic)											
4728 Nickel Metallic		■	■	■	•	•	■	■	■		■
4743 Mineral Metallic		■	■	■	•	•	■	■	■		•
4744 Pearl Metallic		■	■	■	•	•	■	■	■		•
4750 Champagne Metallic		■	■	■	•	•	■	■	■		■
4752 Steel Metallic Ⓔ		■	■	■	•	•	■	■	■		■
4788 Gold Dust Metallic Ⓔ		■	■	■	•	•	■	■	■		■
4798 Sterling Metallic		■	■	■	•	•	■	■	■		■
4799 Platinum Metallic		■	■	■	■	■	■	■	■		•
4803 Near Black Metallic		■	■	■	•	•	■	■	■		•
7245 Carbon Metallic		■	■	■	•	•	■	■	■		■
7246 Midnight Metallic		■	■	■	•	•	■	■	■		■
Accessory Paint											
4140 Arctic White Gloss		•	•	•	•	■	•	•	•		•
4144 Black Gloss		•	•	•	•	■	•	•	•		•

Laminate Color Availability Matrix

Legend

- • = Not available
- ■ = Available
- □ = Available with exceptions
- Ⓔ = Established

	Universal storage tops and fronts	Universal laminate enhanced cases, tops, doors, and drawers	High-Density storage	900 Series tops	TS 200 Series tops	TS Series storage	Storage tops, shelves, and accessories	Victor2
High-Pressure Laminates (HPL)								
Fiber								
2850 Vanadium Fiber	■	•	■	■	■	□	■	■
2851 Rhyme Fiber Ⓔ	■	•	■	■	■	□	■	■
2852 Tungsten Fiber	■	•	■	■	■	□	■	■
2854 Vellum Fiber	■	•	■	■	■	□	■	■
2859 Novell Fiber	■	•	■	■	■	□	■	■
2860 Granite Fiber	■	•	■	■	■	□	■	■
2861 Coconut Fiber	■	•	■	■	■	□	■	■
2862 Stucco Fiber	■	•	■	■	■	□	■	■
Metallic								
2503 Brushed Silver Ⓔ	•	•	•	•	•	□	•	•
Micro								
2920 Marl Micro	■	•	■	■	■	□	■	■
2921 Gypsum Micro	■	•	■	■	■	□	■	■
2922 Clay Micro	■	•	■	■	■	□	■	■
2923 Shadow Micro Ⓔ	■	•	■	■	■	□	■	■
Patina								
2870 Blonde Bronze Patina	■	•	■	■	■	□	■	■
2871 Blackened Bronze Patina	■	•	■	■	■	□	■	■
2873 Instant Iron Patina	■	•	■	■	■	□	■	■
Solid								
2722 Cream Ⓔ	■	•	■	■	■	□	■	■
2730 Arctic White	■	•	■	■	■	□	■	■
2746 Black	■	•	■	■	■	□	■	■
2759 Warm White Ⓔ	■	•	■	■	■	□	■	■
2811 Mist Ⓔ	■	•	■	■	■	□	■	■
2883 Seagull	■	•	■	■	■	□	■	■
2884 Milk	■	•	■	■	■	□	■	■
2885 Dune	■	•	■	■	■	□	■	■
2HMG Merle	■	•	■	■	■	□	■	■
Speckle								
2820 Coffee Speckle Ⓔ	■	•	■	■	■	□	■	■
2822 Woodrose Speckle Ⓔ	■	•	■	■	■	□	■	■
2823 Driftwood Speckle	■	•	■	■	■	□	■	■
2824 Smoke Speckle	■	•	■	■	■	□	■	■
2825 Vanadium Speckle	■	•	■	■	■	□	■	■

▶**Continued on next page**

▶**Continued from previous page**

Legend

- • = Not available
- ■ = Available
- □ = Available with exceptions
- Ⓔ = Established

	Universal storage tops and fronts	Universal laminate enhanced cases, tops, doors, and drawers	High-Density storage	900 Series tops	TS 200 Series tops	TS Series storage	Storage tops, shelves, and accessories	Victor2
Textured Woodgrain—Select Surfaces								
2TH2 Fawn Cypress	■	•	■	■	■	□	■	■
2TH3 Weathered Char	■	•	■	■	■	□	■	■
2TH4 Saddle Oak	■	•	■	■	■	□	■	■
2TH5 Veranda Teak	■	•	■	■	■	□	■	■
2TH6 Persian Cherry	■	•	■	■	■	□	■	■
2TH7 Walnut Heights	■	•	■	■	■	□	■	■
Woodgrain								
2406 Clear Cherry	■	•	■	■	■	□	■	■
2409 Clear Maple	■	•	■	■	■	□	■	■
2410 Graphite Walnut	■	•	■	■	■	□	■	■
2412 Natural Cherry	■	•	■	■	■	□	■	■
2422 Medium Cherry	■	•	■	■	■	□	■	■
2511 Winter on Maple	■	•	■	■	■	□	■	■
2538 Clear Walnut	■	•	■	■	■	□	■	■
2539 Warm Oak Ⓔ	■	•	■	■	■	□	■	■
2592 Blonde on Maple	■	•	■	■	■	□	■	■
2714 Natural Walnut	■	•	■	■	■	□	■	■
2772 Medium Mahogany on Walnut Ⓔ	■	•	■	■	■	□	■	■
2HAK Clear Oak	■	•	■	■	■	□	■	■
2HAN Ash Noce	■	•	■	■	■	□	■	■
2HAT Acacia	■	•	■	■	■	□	■	■
2HAW Ash Wenge	■	•	■	■	■	□	■	■
2HBN Bisque Noce	■	•	■	■	■	□	■	■
2HBW Bisque Wenge	■	•	■	■	■	□	■	■
2HCN Clay Noce	■	•	■	■	■	□	■	■
2HCW Clay Wenge	■	•	■	■	■	□	■	■
2HSN Storm Noce	■	•	■	■	■	□	■	■
2HSW Storm Wenge	■	•	■	■	■	□	■	■
turnstone Laminate Collection								
2535 Virginia Walnut	■	•	■	■	■	□	■	■
2536 Blackwood	■	•	■	■	■	□	■	■
2612 Marbled Maple	■	•	■	■	■	□	■	■
2614 Chocolate Walnut	■	•	■	■	■	□	■	■
2615 Marbled Cherry	■	•	■	■	■	□	■	■

▶**Continued on next page**

▶**Continued from previous page**

Legend

- • = Not available
- ■ = Available
- □ = Available with exceptions
- Ⓔ = Established

	Universal storage tops and fronts	Univ laminate enhanced cases, tops, doors, and drawers	High-Density storage	900 Series tops	TS 200 Series tops	TS Series storage	Storage tops, shelves, and accessories	Victor2
Low-Pressure Laminates (LPL)								
Fiber								
2L50 Vanadium Fiber LPL	•	•	•	•	•	□	•	•
2L52 Tungsten Fiber LPL	•	•	•	•	•	□	•	•
Metallic								
2L03 Brushed Silver LPL Ⓔ	•	•	•	•	•	□	•	•
Solid								
247L Black V2 LPL	•	■	•	•	•	□	•	•
2L30 Arctic White LPL	•	■	•	•	•	□	•	•
2L83 Seagull LPL	•	■	•	•	•	□	•	•
2L84 Milk LPL	•	■	•	•	•	□	•	•
2L85 Dune LPL	•	•	•	•	•	□	•	•
2LMG Merle LPL	•	•	•	•	•	□	•	•
Woodgrain								
25L1 Winter on Maple LPL	•	■	•	•	•	□	•	•
25L5 Virginia Walnut LPL	•	■	•	•	•	□	•	•
25L6 Blackwood LPL	•	■	•	•	•	□	•	•
25L8 Clear Walnut LPL Ⓔ	•	■	•	•	•	□	•	•
25L9 Warm Oak LPL	•	•	•	•	•	□	•	•
262L Marbled Maple LPL	•	■	•	•	•	□	•	•
264L Chocolate Walnut LPL	•	■	•	•	•	□	•	•
267L Marbled Cherry V2 LPL	•	■	•	•	•	□	•	•
26L1 Natural Cherry V2 LPL	•	■	•	•	•	□	•	•
2L09 Clear Maple LPL	•	■	•	•	•	□	•	•
2LAK Clear Oak LPL	•	■	•	•	•	□	•	•
2LAN Ash Noce LPL	•	•	•	•	•	□	•	•
2LAT Acacia LPL	•	■	•	•	•	□	•	•
2LAW Ash Wenge LPL	•	•	•	•	•	□	•	•
2LBN Bisque Noce LPL	•	•	•	•	•	□	•	•
2LBW Bisque Wenge LPL	•	•	•	•	•	□	•	•
2LCN Clay Noce LPL	•	•	•	•	•	□	•	•
2LCW Clay Wenge LPL	•	•	•	•	•	□	•	•
2LSN Storm Noce LPL	•	•	•	•	•	□	•	•
2LSW Storm Wenge LPL	•	•	•	•	•	□	•	•

Recommended Edge Finishes

Recommended Edge Colors for Universal Products—High-Pressure Laminate

Edges
The recommended edge color will complement the laminate color you specify. Edge color is specified separately.

Laminate Color		Recommended 3 mm or 1 mm Edge Color	
Fiber Laminate			
2850	Vanadium Fiber	6654	Sand
2851	Rhyme Fiber Ⓔ	6631	Cream
2852	Tungsten Fiber	6636	Mist
2854	Vellum Fiber	6655	Warm White
2859	Novell Fiber	6001	Coffee
2860	Granite Fiber	6000	Black
2861	Coconut Fiber	6654	Sand
2862	Stucco Fiber	6053	Seagull
Micro Laminate			
2920	Marl Micro	6053	Seagull
2921	Gypsum Micro	6654	Sand
2922	Clay Micro	6654	Sand
2923	Shadow Micro Ⓔ	6249	Platinum Solid
Patina Laminate			
2870	Blonde Bronze Patina	6654	Sand
2871	Blackened Bronze Patina	6615	Grey V5
2873	Instant Iron Patina	6615	Grey V5
Solid Laminate			
2722	Cream Ⓔ	6631	Cream
2730	Arctic White	6009	Arctic White
2746	Black	6000	Black
2759	Warm White Ⓔ	6655	Warm White
2811	Mist Ⓔ	6636	Mist
2883	Seagull	6053	Seagull
2884	Milk	6052	Milk
2885	Dune	6654	Sand
2HMG	Merle	6527	Merle
Speckle Laminate			
2820	Coffee Speckle Ⓔ	6631	Cream
2822	Woodrose Speckle Ⓔ	6635	Dawn Ⓔ
2823	Driftwood Speckle	6631	Cream
2824	Smoke Speckle	6636	Mist
2825	Vanadium Speckle	6619	Ice Ⓔ
Textured Woodgrain Laminate—Select Surfaces			
2TH2	Fawn Cypress	6T02	Fawn Cypress
2TH3	Weathered Char	6T03	Weathered Char
2TH4	Saddle Oak	6T04	Saddle Oak
2TH5	Veranda Teak	6T05	Veranda Teak
2TH6	Persian Cherry	6T06	Persian Cherry
2TH7	Walnut Heights	6T07	Walnut Heights

Ⓔ = Established

Recommended Edge Colors for Universal Products—High-Pressure Laminate (continued)

Edges
The recommended edge color will complement the laminate color you specify. Edge color is specified separately.

Laminate Color		Recommended 3 mm or 1 mm Edge Color	
Woodgrain Laminate			
2406	Clear Cherry	6234	Clear Cherry
2409	Clear Maple	6237	Clear Maple
2410	Graphite Walnut	6231	Graphite Walnut
2412	Natural Cherry	6034	Natural Cherry
2422	Medium Cherry	6036	Medium Cherry
2511	Winter on Maple	6037	Winter on Maple
2538	Clear Walnut	6245	Clear Walnut
2539	Warm Oak Ⓔ	6246	Warm Oak Ⓔ
2592	Blonde on Maple	6038	Blonde on Maple
2714	Natural Walnut	6041	Natural Walnut
2772	Medium Mahogany on Walnut Ⓔ	6045	Medium Mahogany on Walnut Ⓔ
2HAK	Clear Oak	6219	Clear Oak
2HAN	Ash Noce	6707	Ash Noce
2HAT	Acacia	6213	Acacia
2HAW	Ash Wenge	6703	Ash Wenge
2HBN	Bisque Noce	6708	Bisque Noce
2HBW	Bisque Wenge	6705	Bisque Wenge
2HCN	Clay Noce	6709	Clay Noce
2HCW	Clay Wenge	6706	Clay Wenge
2HSN	Storm Noce	6710	Storm Noce
2HSW	Storm Wenge	6704	Storm Wenge
turnstone laminate Collection			
2535	Virginia Walnut	6242	Virginia Walnut
2536	Blackwood	6243	Blackwood
2612	Marbled Maple	6676	Marbled Maple
2614	Chocolate Walnut	6677	Chocolate Walnut
2615	Marbled Cherry	6678	Marbled Cherry

*A selection of laminates and edge bands in this collection are available on Steelcase brand products. This collection is available with standard leadtimes and supported like standard laminates to help make ordering easy.

Ⓔ = Established

Lock and Keying Options

Universal Laminate Enhanced Storage

All locking products are standard with factory-installed, keyed-random locks. Consecutive, specific, and random keying are available as field-installed options.

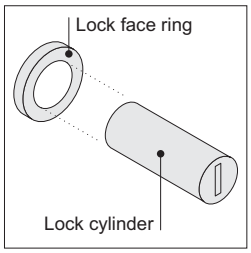

Locks consist of a factory- or field-installed lock cylinder and a factory-installed lock face ring.

Factory-Installed Keying

Factory-installed locks are always key random (standard) or master key random (option). Key random means that the locks will be assigned arbitrarily at the factory with key numbers ranging from FR305 to FR454 (Master keying numbers: XF1001 to XF1150). All locks within a unit will be keyed alike.

Tip: Random keying can mean that different furniture units will have the same key number. If you must have all locks keyed differently, you should specify field-installed, key specific or key consecutive lock cylinders.

▶See below.

Key Random

FR305

FR421

FR305

Field-Installed Keying

Field-installed locks are only available on products that include factory-installed lock mechanisms.

Order storage with standard key-random locks.
Tip: For products with optional lock colors, make sure to specify the color for both the lock and lock face ring.

Front-removable lock cylinders for field-installation must be specified as a separate purchase order line item. Order LOCKPB9201FR or LOCKPB9250FR for Universal laminate enhanced storage. This line item will trigger the factory to omit lock cylinders from all Universal laminate enhanced storage products.

Lock tool allows for the removal of lock cylinders.

Lock cylinders will be shipped separately so that you can install the locks when you are ready.

Three keying choices are available for field installation—random (standard), specific, and consecutive.

Key random means that the locks will be assigned arbitrarily at the factory with key numbers ranging from FR305 to FR454.
Tip: Random keying can mean that different furniture units will have the same key number. If you must have all locks keyed differently, you should specify key specific or key consecutive lock cylinders.

Key Random

FR305

FR421

FR305

Key specific means that you can specify any key number from FR305 to FR454. This option can be used to key all the furniture units in a workstation or department the same.
Tip: Designate the quantity per key number in your specification.

▶See example at right.

Key Specific

FR350

FR350

FR350

Key consecutive means that you can specify lock numbers in a consecutive order to ensure that no two locks have the same key number until the key sequence repeats. You must select a beginning key number from FR305 to FR454.

Key Consecutive

FR350

FR351

FR352

Example of a typical lock cylinder specification is shown below:

10	LOCK9201FR FR320
5	LOCK9201FR FR350
15	LOCK9201FR FR425
30	Total
1	877102003SR standard lock tool

Universal Steel Storage, TS Series Storage, High-Density Storage, TS 200 Series Lateral Files, 900 Series Storage, and Overfile Cabinets

All locking products are standard with factory-installed, keyed-random locks. Consecutive, specific, and random keying are available as field-installed options.

Exceptions: Individual locking drawers are only available with field-installed locks. Overfiles are only available with factory-installed locks.

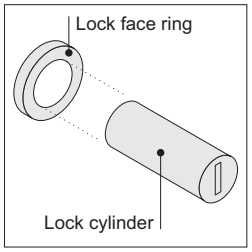

Locks consist of a factory- or field-installed lock cylinder and a factory-installed lock face ring.

Two types of locks are available — the standard keying system (FR series) and the master keying system (XF series). All the locks in the XF series can be opened with a single master key.

Factory-Installed Keying

Factory-installed locks are always key random (standard) or master key random (option). Key random means that the locks will be assigned arbitrarily at the factory with key numbers ranging from FR305 to FR454 (Master keying numbers: XF1001 to XF1150). All locks within a unit will be keyed alike.
Tip: Random keying can mean that different furniture units will have the same key number. If you must have all locks keyed differently, you should specify field-installed, key specific or key consecutive lock cylinders.
▶See below.

Key Random

FR305
FR421
FR305
or
XF1011
XF1042
XF1011
XF Master Key

Required to Specify

Master key random	+$27	Specify *with master key random.*

Field-Installed Keying

Field-installed locks are only available on products that include factory-installed lock mechanisms.
Exception: Overfiles are only available with factory-installed locks.

Specify "plug" when specifying furniture, and the product will ship with a plastic plug in place of the lock cylinder.
Tip: For products with optional lock colors, make sure to specify the color for both the lock and lock face ring.

Front-removable lock cylinders must be specified separately. You must also order a special lock tool to install or remove lock cylinders in the field.
Tip: Lock tools are reusable. You do not need to order additional lock tools with every furniture order.

Lock cylinders will be shipped separately so that you can install the locks when you are ready.

Three keying choices are available for field installation — random (standard), specific, and consecutive. All three are also available with master keying, which means that all locks can be opened with a single master key.

Key random means that the locks will be assigned arbitrarily at the factory with key numbers ranging from FR305 to FR454 (Master keying numbers: XF1001 to XF1150).
Tip: Random keying can mean that different furniture units will have the same key number. If you must have all locks keyed differently, you should specify key specific or key consecutive lock cylinders.

Key specific means that you can specify any key number from FR305 to FR454 (Master keying numbers: XF1001 to XF1150). This option can be used to key all the furniture units in a workstation or department the same.
Tip: Designate the quantity per key number in your specification.
▶See example at right.

Key consecutive means that you can specify lock numbers in a consecutive order to ensure that no two locks have the same key number until the key sequence repeats. You must select a beginning key number from FR305 to FR454 (Master keying numbers: XF1001 to XF1150).

Example of a typical lock cylinder specification is shown below:

10	LOCK9201FR FR320
5	LOCK9201FR FR350
15	LOCK9201XF XF1100
30	Total

1 877102003SR standard lock tool
1 877102002SR master lock tool

Key Random

FR305
FR421
FR305
or
XF1011
XF1042
XF1011
XF Master Key

Key Specific

FR350
FR350
FR350
or
XF1020
XF1020
XF1020
XF Master Key

Key Consecutive

FR350
FR351
FR352
or
XF1020
XF1021
XF1022
XF Master Key

▶**Lock and Keying Options,** continued

Lock Cylinders



Tip: Lock price is included in price of furniture with locks.

Standard Includes	Required to Specify
• Lock cylinder, keyed random: 9201 Polished Chrome or 9250 Ember Chrome • Two keys	1 Style number 2 Options, if selected (see below)

Options	U.S. Price	Required to Specify
Key specific	No cost	Select key number from FR305–FR454.
Key consecutive	No cost	Specify *key consecutive* and must select beginning key number from FR305–FR454.
Master key random	+$27 each	Specify master key random.
Master key specific	+$27 each	Specify key number from XF1001–XF1150.
Master key consecutive	+$27 each	Specify *master key consecutive* and must select beginning key number from XF1001–XF1150.

Tip: For replacement lock cylinders, refer to Service Parts.

Specification Information		
• **Color**	• **Style Number**	• **U.S. Base Price**

FR Series (Standard Keying System) – Lock Cylinder

Polished Chrome	**LOCK9201FR**	No cost
Ember Chrome	**LOCK9250FR**	No cost

Universal Laminate Enhanced Storage FR Series (Standard Keying System) – Lock Cylinder

Polished Chrome	**LOCKPB9201FR**	No cost
Ember Chrome	**LOCKPB9250FR**	No cost

Tip: You can change lock cylinders in the field by using the appropriate lock tool.

Standard Lock Tool

	877102003SR	$27

XF Series (Master Keying System) – Lock Cylinder

Polished Chrome	**LOCK9201XF**	No additional cost. Price included in price of furniture with master-keyed locks.
Ember Chrome	**LOCK9250XF**	No additional cost. Price included in price of furniture with master-keyed locks.

Master Lock Tool

	877102002SR	$27

For Canadian Pricing
Multiply U.S. Price by the Canadian price factor.
▶ See page 1 for details.

Media Storage Solutions

Paper Media

Folders

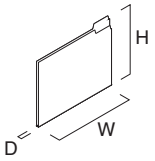

	Letter-Size	Legal-Size
Manila folder Guide height	11¾"W x 9½"H 11¾"W x 9 15/16"H	14¾"W x 9½"H 14¾"W x 9 15/16"H
Top tab folder Guide height	11¾"W x 9½"H 11¾"W x 9 15/16"H	14¾"W x 9½"H 14¾"W x 9 15/16"H
Side tab folder	12¼"W x 9½"H	15¼"W x 9½"H
Hanging file folder *excluding rods and tabs (A4 International 12⅜"W x 9½"H*)	11¾"W x 9⅜"H*	14¾"W x 9⅜"H*
Red rope expandable folder Guide height	11¾"W x 9½"H 11¾"W x 10"H	14¾"W x 9½"H 14¾"W x 10"H
End-tab expandable folder	12¾"W x 9½"H	15¾"W x 9½"H

Paper

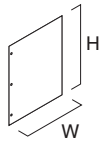

Letter-size	8½"W x 11"H
Legal-size	8½"W x 14"H
EDP	11"W x 14⅞"H
A4 international	8¼"W x 11⅝"H

Binders

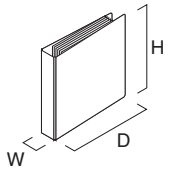

Tip: Binder dimensions vary greatly with model and manufacturer. Check the dimensions of the specific binders you want to store to be sure they will fit.

Typical dimension ranges:
Depth 10" to 12½"
Width ½" to 4"
Height 11" to 12"

Paper Media, continued

Cards

Index Cards

5"W x 3"H

6"W x 4"H

8"W x 5"H

Media and Tab Cards

7⅜"W x 3¼"H (magnetic, tab, and aperture)

Checks and Envelopes

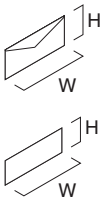

9½"W x 4⅛"H

Electronic Media

3½" Disk

3½"W x 3¾"H; 3.5 diskette

2"D x 4"W x 4"H (box of 10)

¼"D x 3 13/16"W x 3 13/16"H; 3.5 hard disk

DVDs and CDs

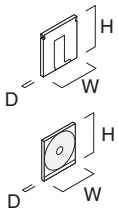

7/16"D x 3⅞"W x 3⅞"H; 3.5 disk

7/16"D x 5⅜"W x 5¾"H; 5.25 disk

7/16"D x 12⅝"W x 13⅞"H; 12" disk

⅜"D x 5"W x 5¾"H; CD

Electronic Media, continued

Data Cartridges

7/8"D x 6 3/8"W x 4 1/4"H (in case); 5.25 QIC

5/8"D x 6"W x 4"H; 5.25 QIC

11/16"D x 3 1/2"W x 2 5/8"H (in case); 3.5 QIC

1/2"D x 3 3/16"W x 2 3/8"H; 3.5 QIC

1"D x 4 7/8"W x 4 1/4"H; 3480 tape cartridge

5/8"D x 3 3/16"W x 2 5/16"H; 4mm DDS

1"D x 4"W x 2 3/4"H; 8mm DAT

Film Media

Microfiche

6"W x 4"H

Microfilm/Roll Film

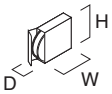

1"D x 4" diameter

4 1/4"W x 1 1/4"D x 4 1/4"H (in box)

Audio Visual Media

Audio Cassettes

7/16"D x 2 1/2"W x 1 1/2"H (microcassette)

11/16"D x 4 5/16"W x 2 3/4"H (standard)

7/8"D x 6 1/4"W x 4 1/4"H (large)

5/8"D x 3 3/16"W x 2 5/16"H; 4mm DAT

Video Cassettes

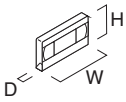

1 1/8"D x 7 3/8"W x 4 1/8"H (in sleeves)

1 1/8"D x 8"W x 4 3/4"H (in cases)

1"D x 4"W x 2 3/4"H; 8mm

Storage Capacities and Dimensions

TS Series Pedestals

Pencil Drawers	Size/Type	Inside Dimensions D	W	H
	19"D	15 1/5"	12 1/8"	1 3/4"
	22"D	18 1/4"	12 1/8"	1 3/4"

Box Drawers	Size/Type	Inside Dimensions D	W	H
	22"D	18"	12"	4 7/8"
	28"D	25"	12"	4 7/8"

File Drawers	Size/Type	Inside Dimensions D	W	H	Letter-Size	Legal-Size
	22"D	18 3/4"	12"	10 3/4"	18" front-to-back filing	12" side-to-side filing
					12" side-to-side filing 6" front-to-back filing	
	28"D	25"	12"	10 3/4"	24" front-to-back filing	12" side-to-side filing
					24" side-to-side filing	
					12" side-to-side filing 12" front-to-back filing	

TS Series Bins	Size/Type	Inside Dimensions D	W	H
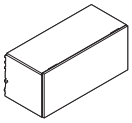	24"W bin	13 3/8"	23 13/16"	13 11/16"
	30"W bin	13 3/8"	29 13/16"	13 11/16"
	36"W bin	13 3/8"	35 13/16"	13 11/16"
	42"W bin	13 3/8"	41 13/16"	13 11/16"
	48"W bin	13 3/8"	47 13/16"	13 11/16"
	60"W bin	13 3/8"	59 13/16"	13 11/16"
	72"W bin	13 3/8"	71 13/16"	13 11/16"

TS Series Under-Worksurface Lateral Files

Lateral File Drawers	Size/Type	Inside Dimensions D	W	H
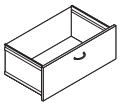	30"W	16"	27 5/8"	10 1/2"
	36"W	16"	32 3/4"	10 1/2"

TS Series Tower Too

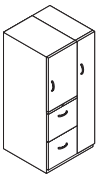

Size/Type	Inside Dimensions D	W	H
Wardrobe Area			
48"H with coat hook	22¾"	8⅞"	40⅝"
54"H with coat hook	22¾"	8⅞"	51⅞"
66"H with coat hook	22¾"	8⅞"	63⅞"
48"H with coat hook and shelf	22¾"	8⅞"	39½" (8"H shelf space)
54"H with coat rod and shelf	23¾"	8⅞"	41⅝" (8"H shelf space)
66"H with coat hook and shelf	22¾"	8⅞"	53⅝" (8"H shelf space)

Size/Type	Inside Dimensions D	W	H
Shelf Area			
48"H	22¾"	14¾"	5"
54"H	22¾"	14¾"	12"
66"H	22¾"	14¾"	18"
66"H (3 drawer option)	22¾"	14¾"	11¼" (top opening) 12" (bottom opening)

Size/Type	Inside Dimensions D	W	H	Letter-Size	Legal-Size
File Drawer	20¼"	12¼"	11½"	20" front-to-back filing 12" side-to-side filing 7¼" front-to-back filing	12" side-to-side filing

Size/Type	Inside Dimensions D	W	H
Box Drawer (option)	20¼"	12¼"	5"

TS 200 Series Lateral File

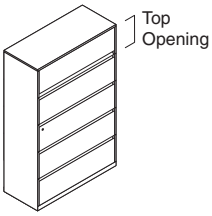

Note: Interior height for roll-out shelf option is 3/16" less than for fixed shelf.

Case Dimensions

for TS 200 Series Laterial Files

Size	Interior Depth
18"D	17 15/16"

Size	Interior Width
30"W	28½"
36"W	34½"
42"W	40½"

Size	Interior Height*
All Other Products:	
28"H	24"
40"H	36"
52"H	48"
65½"H	61½"
83½"H	79½"

*Interior height is without any interior components.
(Example: Fixed shelf, adjustable shelf, etc.)

13½"H Fixed Shelf with Receding Door Clearance	Size	Inside Dimensions D	W	H	Inside Height
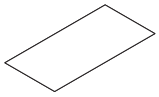	30"W lateral file	16¾"	28½"	11⅞"	11⅞"
	36"W lateral file	16¾"	34½"	11⅞"	11⅞"
	42"W lateral file	16¾"	40½"	11⅞"	11⅞"

TS 200 Series Lateral Files

Laterial File Drawers

	Size		Inside Dimensions D	W	H	Inside Height Clearance	Letter-Size Storage		Legal-Size Storage	
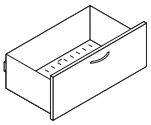	30"W drawer	18"D	15 1/16"	26 7/8"	9 3/8"	11 3/8"	26 1/2" 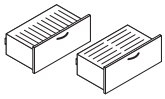	30"	26 1/2" 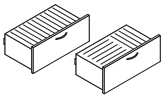	15" + 11"
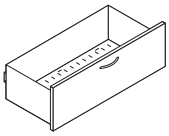	36"W drawer	18"D	15 1/16"	32 7/8"	9 3/8"	11 3/8"	32 1/2" 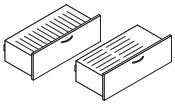	30"	32 1/2" 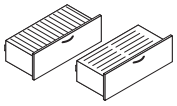	30"
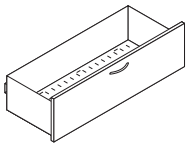	42"W drawer	18"D	15 1/16"	38 7/8"	9 3/8"	11 3/8"	38 1/2" 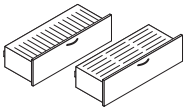	45"	38 1/2" 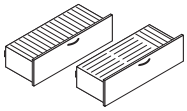	30" + 8"

12"H Roll-Out Shelves with 13 1/2"H Door	Size	Inside Dimensions D	W	H	Inside Height Clearance
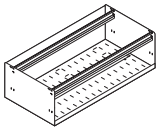	30"W lateral file	15 1/16"	26 7/8"	9 3/8"	11 11/16"
	36"W lateral file	15 1/16"	32 7/8"	9 3/8"	11 11/16"
	42"W lateral file	15 1/16"	38 7/8"	9 3/8"	11 11/16"

12"H Roll-Out Shelves with 12"H Door	Size	Inside Dimensions D	W	H	Inside Height Clearance
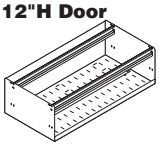	30"W lateral file	15 1/16"	26 7/8"	9 3/8"	10 3/16"
	36"W lateral file	15 1/16"	32 7/8"	9 3/8"	10 3/16"
	42"W lateral file	15 1/16"	38 7/8"	9 3/8"	10 3/16"

Tip: Three-ring binders do not fit standing upright.
Tip: Overall depth of 12"H roll-out shelves without hanging folder bar is 16".

▶**Storage Capacities and Dimensions,** continued

Universal Pedestals

6"H Box Drawers

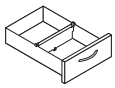

Size	Inside Dimensions D	W	H	Inside Height Clearance
18"D drawer	13 19/32"	12 3/4"	4 7/32"	4 1/2"
24"D drawer	18 23/32"	12 3/4"	4 7/32"	4 1/2"
30"D drawer	24 23/32"	12 3/4"	4 7/32"	4 1/2"

12"H File Drawers

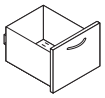

Size		Inside Dimensions D	W	H	Inside Height Clearance	Letter-Size Storage		Legal-Size Storage
15"W drawer	18"D	13 1/8"	12 1/16"	9 3/8"	10 3/8"	13"	12" + 1"	N.A.
	24"D	18 1/4"	12 1/16"	9 3/8"	10 3/8"	18"	12" + 6"	12"
	30"D	24 1/4"	12 1/16"	9 3/8"	10 3/8"	24"	24"	12"

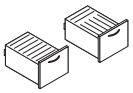

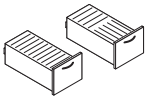

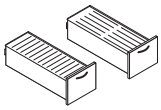

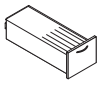

Universal Bins and Shelves

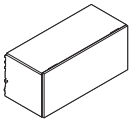

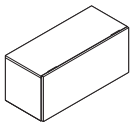

Universal Over the Case Bins	Size	Inside Dimensions D	W	H
	24"W bin	13⅜"	23 13/16"	13 11/16"
	25"W bin	13⅜"	24 13/16"	13 11/16"
	30"W bin	13⅜"	29 13/16"	13 11/16"
	35"W bin	13⅜"	34 13/16"	13 11/16"
	36"W bin	13⅜"	35 13/16"	13 11/16"
	42"W bin	13⅜"	41 13/16"	13 11/16"
	45"W bin	13⅜"	44 13/16"	13 11/16"
	48"W bin	13⅜"	47 13/16"	13 11/16"
	60"W bin	13⅜"	59 13/16"	13 11/16"
	66"W bin*	13⅜"	65 13/16"	13 11/16"
	70"W bin	13⅜"	69 13/16"	13 11/16"
	72"W bin	13⅜"	71 13/16"	13 11/16"
	75"W bin*	13⅜"	74 13/16"	13 11/16"

*Universal over the case bins only.

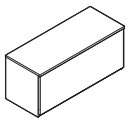

Universal In the Case Bins and Universal Sliding Door Bins	Size	Inside Dimensions D	W	H
	24"W bin	13⅜"	23 13/16"	12¼"
	30"W bin	13⅜"	29 13/16"	12¼"
	36"W bin	13⅜"	35 13/16"	12¼"
	42"W bin	13⅜"	41 13/16"	12¼"
	48"W bin	13⅜"	47 13/16"	12¼"
	60"W bin	13⅜"	59 13/16"	12¼"
	66"W bin	13⅜"	65 13/16"	12¼"
	72"W bin	13⅜"	71 13/16"	12¼"

*Universal sliding door bin width dimension is reduced by ¾" due to center divider.

Universal Shelves For Answer and Kick	Size	Inside Dimensions D	W	H
	24"W shelf	13⅜"	23 13/16"	6¼"
	30"W shelf	13⅜"	29 13/16"	6¼"
	36"W shelf	13⅜"	35 13/16"	6¼"
	42"W shelf	13⅜"	41 13/16"	6¼"
	48"W shelf	13⅜"	47 13/16"	6¼"
	60"W shelf	13⅜"	59 13/16"	6¼"
	72"W shelf	13⅜"	71 13/16"	6¼"

Universal Shelves For Avenir	Size	Inside Dimensions D	W	H
	24"W shelf	13⅜"	23 13/16"	5½"
	30"W shelf	13⅜"	29 13/16"	5½"
	36"W shelf	13⅜"	35 13/16"	5½"
	42"W shelf	13⅜"	41 13/16"	5½"
	48"W shelf	13⅜"	47 13/16"	5½"
	60"W shelf	13⅜"	59 13/16"	5½"
	72"W shelf	13⅜"	71 13/16"	5½"

Universal Shelves For Montage	Size	Inside Dimensions D	W	H
	24"W shelf	13⅜"	23 13/16"	9¾"
	30"W shelf	13⅜"	29 13/16"	9¾"
	36"W shelf	13⅜"	35 13/16"	9¾"
	42"W shelf	13⅜"	41 13/16"	9¾"
	48"W shelf	13⅜"	47 13/16"	9¾"
	60"W shelf	13⅜"	59 13/16"	9¾"
	72"W shelf	13⅜"	71 13/16"	9¾"

Universal Towers

Open Side Tower Shelf Space

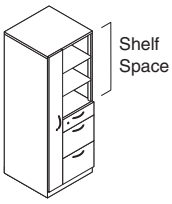

Size	Inside Dimensions Actual Depth	D	W	H
48"H tower	18"	17"	14¼"	13⅓"
	24"	23"	14¼"	13⅓"
	30"	29"	14¼"	13⅓"
52"H tower	18"	17"	14¼"	18"
	24"	23"	14¼"	18"
	30"	29"	14¼"	18"
65½"H tower	18"	17"	14¼"	31⅜"
	24"	23"	14¼"	31⅜"
	30"	29"	14¼"	31⅜"

Dual Door Tower Shelf Space

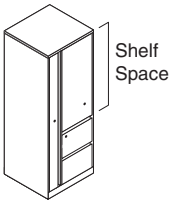

Size	Inside Dimensions Actual Depth	D	W	H
48"H tower	18"	16¾"	14¼"	18 15/16"
	24"	22¾"	14¼"	18 15/16"
52"H tower	18"	16¾"	14¼"	23¼"
	24"	22¾"	14¼"	23¼"
65½"H tower	18"	16¾"	14¼"	36⅞"
	24"	22¾"	14¼"	36⅞"

Tower Top Opening

for Universal Storage Vertical Drawer Towers and Workstation Verticals

Size	Top Opening Interior of 65½"H Flush Front Units D	W	H
24"D tower	21⅞"	11½"	11 11/16"
30"D tower	27⅞"	11½"	11 11/16"

Size	Top Opening Interior of 65½"H Proud Front Units D	W	H
24"D tower	22⅞"	11½"	12½"
30"D tower	28⅞"	11½"	12½"

6"H Box Drawers

for Towers, and Workstation Verticals

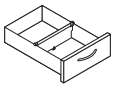

Size	Inside Dimensions D	W	H	Inside Height Clearance
18"D drawer	13 19/32"	12 3/4"	4 7/32"	4 1/2"
24"D drawer	18 23/32"	12 3/4"	4 7/32"	4 1/2"
30"D drawer	24 23/32"	12 3/4"	4 7/32"	4 1/2"

12"H File Drawers

for Towers and Workstation Verticals

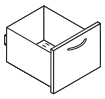

Size		Inside Dimensions D	W	H	Inside Height Clearance	Letter-Size Storage	Legal-Size Storage
15"W drawer	18"D	13 1/8"	12 1/16"	9 3/8"	10 3/8"	13" 12" + 1" 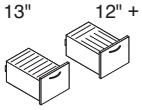	N.A.
	24"D	18 1/4"	12 1/16"	9 3/8"	10 3/8"	18" 12" + 6" 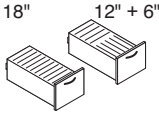	12"
	30"D	24 1/4"	12 1/16"	9 3/8"	10 3/8"	24" 24" 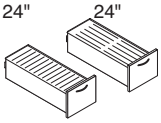	12" 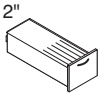

Adjustable Shelves

for Universal Storage Open Side Towers, Dual Door Towers, and Full Front Towers

Product	Inside Dimensions D	W
Open side tower	22 5/32"	14 1/4"
	28 5/32"	14 1/4"
Dual door tower	21 11/16"	13 11/16"
Full front tower	21 11/16"	13 11/16"

Universal Case Dimensions

for Laterial Files, Cabinets, and Bookcases

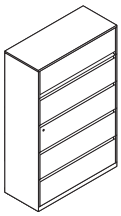

Size	Interior Depth
15"D	14 15/16"
18"D	17 15/16"
24"D	23 1/16"
30"D	29 1/16"

Size	Interior Width
15"W	14"
24"W	22½"
30"W	28½"
36"W	34½"
42"W	40½"

Size	Interior Height*
Bookcases:	
28"H	25½"
40"H	37½"
53½"H	51"
65½"H	63"
83½"H	81"
All Other Products:	
28"H	24"
40"H	36"
52"H	48"
65½"H	61½"
83½"H	79½"

*Interior height is without any interior components. (Example: Fixed shelf, adjustable shelf, etc.)

Note: Cases with flush fronts will have approximately 1" less interior depth clearance.

Lateral File Fixed Shelf Top Opening

Flush Front Units including Universal Storage, TS 200 Series, 800 Series, 900 Series, and Answer

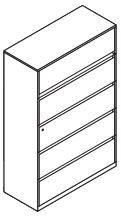

Size	Top Opening Interior of 65½"H Flush Front Units D	W	H
18"D lateral file	16¾"	28½"	11⅞"
	16¾"	34½"	11⅞"
	16¾"	40½"	11⅞"
23⅛"D lateral file	21¾"	28½"	11⅞"
	21¾"	34½"	11⅞"

Note: Interior height for roll-out shelf option is 3/16" less than for fixed shelf.

Proud Front Units

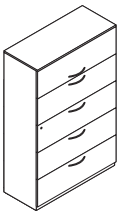

Size	Top Opening Interior of 65½"H Proud Front Units D	W	H
18⅞"D lateral file	14½"	26⅛"	11⅞"
	14½"	32⅛"	11⅞"
	14½"	38⅛"	11⅞"
24"D lateral file	19½"	26⅛"	11⅞"
	19½"	32⅛"	11⅞"

Universal Lateral Files

12"H File Drawers

Including Universal, TS 200 Series, 800 Series, 900 Series, and Answer Lateral Files

	Size		Inside Dimensions D	W	H	Inside Height Clearance	Letter-Size Storage		Legal-Size Storage	
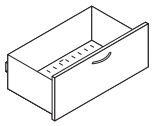	30"W drawer	18"D	15 1/16"	26 7/8"	9 3/8"	11 3/8"	26 1/2"	30"	26 1/2"	15" + 11"
		24"D	19 9/16"	26 7/8"	9 3/8"	11 3/8"	26 1/2"	38"	26 1/2"	19"
							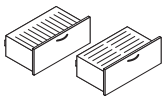		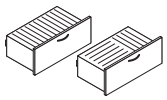	
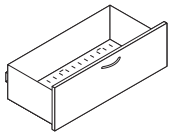	36"W drawer	18"D	15 1/16"	32 7/8"	9 3/8"	11 3/8"	32 1/2"	30"	32 1/2"	30"
		24"D	19 9/16"	32 7/8"	9 3/8"	11 3/8"	32 1/2"	38"	32 1/2"	38"
							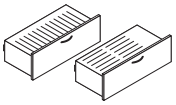		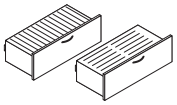	
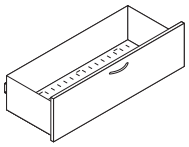	42"W drawer	18"D	15 1/16"	38 7/8"	9 3/8"	11 3/8"	38 1/2"	45"	38 1/2"	30" + 8"
							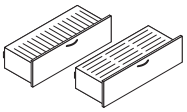		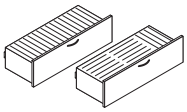	

Universal Combination Cabinets with Adjustable Shelf Interiors

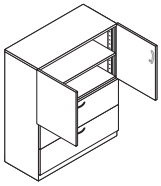

Door Height	Cabinet Interior Height	Cabinet Interior Height with Adjustable Shelf(s)	Rows of Binders Accommodated
52"H unit with two file drawers			
24"	23 3/8"	22 5/8"	1
65 1/2"H unit with three file drawers			
25 1/2"	24 7/8"	24 1/8"	2
83 1/2"H unit with four file drawers			
31 1/2"	30 7/8"	29 3/8"	2
65 1/2"H unit with two file drawers			
37 1/2"	36 7/8"	35 3/8"	2
83 1/2"H unit with three file drawers			
43 1/2"	42 7/8"	41 3/8"	3

Note: Height of fixed shelf is 5/8".
Height of adjustable shelf is 3/4".

Adjustable Shelves

for Combination Cabinets, Storage Cabinets, and Wardrobe Cabinets

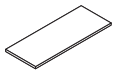

Size	Inside Dimensions D	W
18"D shelves	15 3/8"	22 11/32"
	15 3/8"	28 11/32"
	15 3/8"	34 11/32"
	15 3/8"	40 11/32"
24"D shelves	20 3/8"	22 11/32"
	20 3/8"	28 11/32"
	20 3/8"	34 11/32"

Universal Bookcases

for Universal Storage

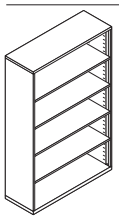

Height	Top Shelf Space	Bottom Shelf Space	Rows of Binders Accommodated
28"	12 5/8"	12"	2
40"	11 7/8"	12"	3
53 1/2"	11 5/8"	12"	4
65 1/2"	11 7/8"	12"	5
83 1/2"	17 1/8"	12"	6

Note: Height of adjustable shelf is 3/4".

Width	Inside Dimensions D	W
24"	13 5/8"	22 11/32"
30"	13 5/8"	28 11/32"
36"	13 5/8"	34 11/32"
42"	13 5/8"	40 11/32"

High-Density Storage

Bag Drop Interior Configuration

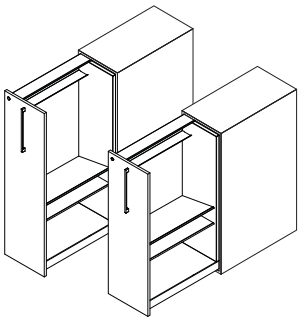

	Top Shelf Space	Second Shelf Space	Middle Shelf 1 Space	Middle Shelf 2 Space	Bottom Shelf Space
42"H bag drop	5⅞"D x 26"W x 2 13/16"H	N.A.	11⅝"D x 26"W x 13½"H	11¾"D x 26"W x 2¾"H	12¾"D x 26"W x 12"H
42"H bag drop with coat closet	3⅛"D x 26"W x 2 13/16"H	N.A.	11⅝"D x 17"W x 13½"H	11¾"D x 17"W x 2¾"H	12¾"D x 17"W x 12"H
48"H bag drop	3⅛"D x 26"W x 2 13/16"H	6"D x 26"W x 2¾"H	11⅝"D x 26"W x 16⅝"H	11¾"D x 26"W x 2¾"H	12¾"D x 26"W x 12"H
48"H bag drop with coat closet	3⅛"D x 26"W x 2 13/16"H	3⅛"D x 17"W x 2¾"H	11⅝"D x 17"W x 16⅝"H	11¾"D x 17"W x 2¾"H	12¾"D x 17"W x 12"H

High-Density Storage

Shelf Interior Configuration

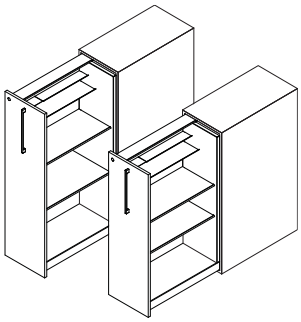

	Top Shelf Space	Second Shelf Space	Middle Shelf 1 Space	Middle Shelf 2 Space	Bottom Shelf Space
42"H shelves	5⅞"D x 26"W x 2 13/16"H	N.A.	11¾"D x 26"W x 6⅜"H	11¾"D x 26"W x 12"H	12¾"D x 26"W x 12"H
42"H shelves with coat closet	3⅛"D x 26"W x 2 13/16"H	N.A.	11¾"D x 17"W x 6⅜"H	11¾"D x 17"W x 12"H	12¾"D x 17"W x 12"H
48"H shelves	3⅛"D x 26"W x 2 13/16"H	6"D x 26"W x 2¾"H	11¾"D x 26"W x 9½"H	11¾"D x 26"W x 12"H	12¾"D x 26"W x 12"H
48"H shelves with coat closet	3⅛"D x 26"W x 2 13/16"H	3⅛"D x 17"W x 2¾"H	11¾"D x 17"W x 9½"H	11¾"D x 17"W x 12"H	12¾"D x 17"W x 12"H

▶**Storage Capacities and Dimensions,** continued

Universal Laminate Enhanced Pedestals

12"W Pedestals

6"H Box Drawers

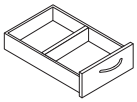

Size	Inside Dimensions D	W	H	Inside Height Clearance
18"D drawer	15"	9"	3"	5"
24"D drawer	20"	9"	3"	5"
30"D drawer	20"	9"	3"	5"

12"H Box Drawers

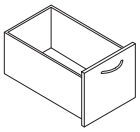

Size	Inside Dimensions D	W	H	Inside Height Clearance	Letter-Size Side-to-Side Filing	Legal-Size Side-to-Side Filing
18"D drawer	15"	9"	9"	10¾"	N.A. 9"	9"
24"D drawer	20"	9"	9"	10¾"	N.A. 9"	9"
30"D drawer	20"	9"	9"	10¾"	N.A. 9"	9"

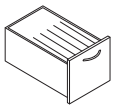

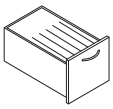

Tip: Rail is available as a service part for side-to-side of letter filing and side-to-side legal filing in 24"D and 30"D drawers (1028310SR).

15½"W Pedestals

6"H Box Drawers

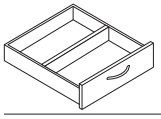

Size	Inside Dimensions D	W	H	Inside Height Clearance
18"D drawer	15"	12⅜"	3"	5"
24"D drawer	20"	12⅜"	3"	5"
30"D drawer	20"	12⅜"	3"	5"

12"H Box Drawers

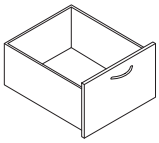

Size	Inside Dimensions D	W	H	Inside Height Clearance	Letter-Size Side-to-Side Filing	Letter-Size Front-to-Back Filing
18"D drawer	15"	12⅜"	9"	10¾"	12⅜" + 3"	15"
24"D drawer	20"	12⅜"	9"	10¾"	12⅜" + 8"	20"
30"D drawer	20"	12⅜"	9"	10¾"	12⅜" + 8"	20"

Legal-Size Side-to-Side Filing
12⅜"
12⅜"
12⅜"

Tip: Rail is available as a service part for side-to-side of letter filing and side-to-side legal filing in 24"D and 30"D drawers (1028310SR).

Universal Laminate Enhanced Lateral Files

12"H Drawers

30"W Box Drawers

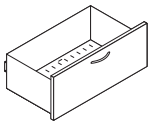

Size	Inside Dimensions D	W	H	Inside Height Clearance	Letter-Size Storage		Legal-Size Storage	
18"D drawer	12¼"	26"	8¾"	10¾"	26"	24½"	N.A.	12¼"
24"D drawer	15⅛"	26"	8¾"	10¾"	26"	30¼"	26"	15⅛"+11"

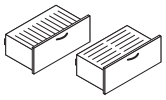

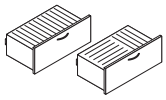

36"W Box Drawers

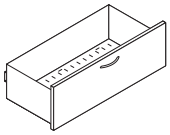

Size	Inside Dimensions D	W	H	Inside Height Clearance	Letter-Size Storage		Legal-Size Storage	
18"D drawer	12¼"	32"	8¾"	10¾"	32"	24½"	N.A.	24½"
24"D drawer	15⅛"	32"	8¾"	10¾"	32"	30¼"	32"	30¼"

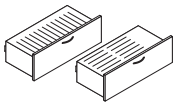

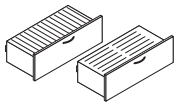

Universal Laminate Enhanced Overhead and Organizers

Overheads

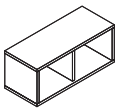

Size		Inside Dimensions D (for Duo and FrameOne mount)	D (for panel mount and wall mount)	W	H
36"W	15"H	13⅞"	13"	33 15/16"	13⅜"
42"W	15"H	13⅞"	13"	38 15/16"	13⅜"
48"W	15"H	13⅞"	13"	44 15/16"	13⅜"
54"W	15"H	13⅞"	13"	50 15/16"	13⅜"
60"W	15"H	13⅞"	13"	56 15/16"	13⅜"
66"W	15"H	13⅞"	13"	61 15/16"	13⅜"
72"W	15"H	13⅞"	13"	67 15/16"	13⅜"

Organizers

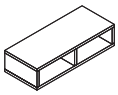

Size		Inside Dimensions D (for Duo and FrameOne mount)	D (for panel mount and wall mount)	W	H
36"W	8½"H	13⅞"	13"	33"	6½"
42"W	8½"H	13⅞"	13"	39"	6½"
48"W	8½"H	13⅞"	13"	45"	6½"
54"W	8½"H	13⅞"	13"	51"	6½"
60"W	8½"H	13⅞"	13"	57"	6½"
66"W	8½"H	13⅞"	13"	63"	6½"
72"W	8½"H	13⅞"	13"	66 15/16"	6½"

Universal Laminate Enhanced Credenzas

Box/File, Open

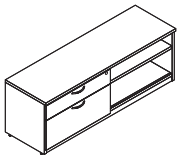

Size	Drawers – Inside Dimensions			Open Side – Inside Dimensions			Letter-Size Storage		Legal-Size Storage	
	D	W	H	D	W	H				
48"W	15"	12⅜"	3" box, 9" file	16 15/16"	29¾"	16"	15"	12⅜" + 3"	12⅜"	N.A.
60"W	12¼"	26"	3" box, 8¾" file	16 15/16"	27"	16"	26"	24½"	N.A.	12¼"
72"W	12¼"	32"	3" box, 8¾" file	16 15/16"	34"	16"	32"	24½"	N.A.	24½"

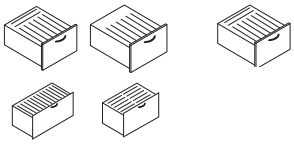

Open/Open

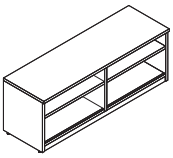

Size	Open Side – Inside Dimensions			Open Side – Inside Dimensions		
	D	W	H	D	W	H
48"W	16 15/16"	22"	16"	16 15/16"	22"	16"
60"W	16 15/16"	27"	16"	16 15/16"	27"	16"
72"W	16 15/16"	34"	16"	16 15/16"	34"	16"

Universal Laminate Enhanced Towers

Single Door

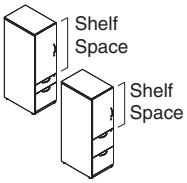

	Size	Inside Dimensions		
		D	W	H
Box/File	42"H tower	22⅝"	14¼"	19¼"
Box/File	48"H tower	22⅝"	14¼"	25⅜"
Box/File	54"H tower	22⅝"	14¼"	31⅝"
Box/File	66"H tower	22⅝"	14¼"	44"
File/File	42"H tower	22⅝"	14¼"	13¼"
File/File	48"H tower	22⅝"	14¼"	19⅜"
File/File	54"H tower	22⅝"	14¼"	25⅝"
File/File	66"H tower	22⅝"	14¼"	38"

Note: Tower box and file drawers are same as 15" pedestal dimensions/capacities.

Dual Door

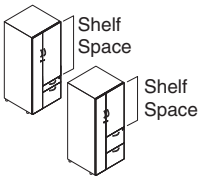

	Size	Inside Dimensions			
		D (18)	D (24)	W	H
Box/File	42"H tower	17½"	22⅝"	14¼"	19¼"
Box/File	48"H tower	17½"	22⅝"	14¼"	25⅜"
Box/File	54"H tower	17½"	22⅝"	14¼"	31⅝"
Box/File	66"H tower	17½"	22⅝"	14¼"	44"
File/File	42"H tower	17½"	22⅝"	14¼"	13¼"
File/File	48"H tower	17½"	22⅝"	14¼"	19⅜"
File/File	54"H tower	17½"	22⅝"	14¼"	25⅝"
File/File	66"H tower	17½"	22⅝"	14¼"	38"

Note: Tower box and file drawers are same as 15" pedestal dimensions/capacities.

Side Access

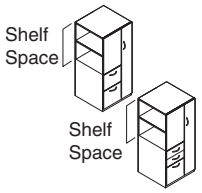

	Size	Inside Dimensions		
		D	W	H
Box/Box/File	42"H tower	15¼"	22⅝"	12⅞"
Box/Box/File	48"H tower	15¼"	22⅝"	19"
Box/Box/File	54"H tower	15¼"	22⅝"	25⅛"
Box/Box/File	66"H tower	15¼"	22⅝"	37½"
File/File	42"H tower	15¼"	22⅝"	12⅞"
File/File	48"H tower	15¼"	22⅝"	19"
File/File	54"H tower	15¼"	22⅝"	25⅛"
File/File	66"H tower	15¼"	22⅝"	37½"

Universal Laminate Enhanced Wardrobe Cabinets

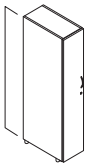

	Size	Inside Dimensions D	W	H
42"H tower	18⅞"D	17½"	10"	37"
42"H tower	24"D	22½"	10"	37"
48"H tower	18⅞"D	17½"	10"	43¼"
48"H tower	24"D	22½"	10"	43¼"
54"H tower	18⅞"D	17½"	10"	49⅜"
54"H tower	24"D	22½"	10"	49⅜"

Tip: Tower box and file drawers are same as 15" pedestal dimensions/capacities.

Universal Laminate Enhanced Bookcases

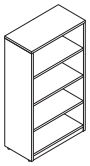

Height	Top Shelf Space	Bottom Shelf Space	Rows of Binders Accommodated
42"	12¾"	10 13/16"	2
48"	14 1/16"	13"	3
54"	12"	10 13/16"	3
66"	11⅜"	10 13/16"	4
72"	13¼"	12¾"	5

Note: Height of adjustable shelf is ¾".

Width	Inside Dimensions D	W
30"	13¾"	28"
36"	13¾"	34"

900 Series Lateral File

12"H File Drawers

	Size		Inside Dimensions D	W	H	Inside Height Clearance	Letter-Size Storage		Legal-Size Storage	
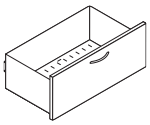	30"W drawer	18"D	15 1/16"	26⅞"	9⅜"	11⅜"	26½"	30"	26½"	15" + 11"
		24"D	19 9/16"	26⅞"	9⅜"	11⅜"	26½"	38"	26½"	19"
							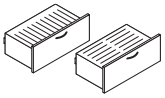		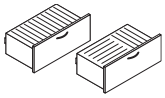	
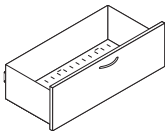	36"W drawer	18"D	15 1/16"	32⅞"	9⅜"	11⅜"	32½"	30"	32½"	30"
		24"D	19 9/16"	32⅞"	9⅜"	11⅜"	32½"	38"	32½"	38"
							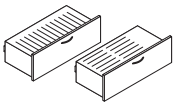		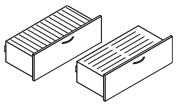	
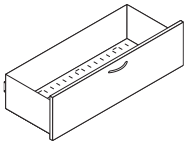	42"W drawer	18"D	15 1/16"	38⅞"	9⅜"	11⅜"	38½"	45"	38½"	30" + 8"
							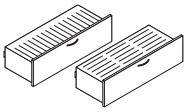		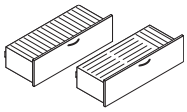	

Storage Products
Style Number Conversion List

Universal Storage Towers

Old Style Number	Old Style Number Interior Components	Recommended Alternative Style Number	New Style Number Interior Components
Full Front Towers with Flush Fronts *Full front towers do not have direct replacements. The new style number listed is a suggested alternative.			
N.A.		**RFF24244LRF***	4 drawers
RTA24244LDF	3 roll-out shelves, 1 file frame	**RFF24244LTF***	1 adjustable and 1 fixed shelf, 2 drawers
N.A.		**RFF24244LSF***	1 fixed shelf, 3 drawers
RTA24244LEF	2 roll-out shelves, 2 file frames	**RFF24244LTF***	1 adjustable and 1 fixed shelf, 2 drawers
N.A.		**RFF24244RRF***	4 drawers
RTA24244RDF	3 roll-out shelves, 1 file frame	**RFF24244RTF***	1 adjustable and 1 fixed shelf, 2 drawers
N.A.		**RFF24244RSF***	1 fixed shelf, 3 drawers
RTA24244REF	2 roll-out shelves, 2 file frames	**RFF24244RTF***	1 adjustable and 1 fixed shelf, 2 drawers
N.A.		**RFF24245LUF***	1 fixed shelf, 4 drawers
RTA24245LLF	3 roll-out shelves, 2 file frames	**RFF24245LWF***	2 adjustable and 1 fixed shelf, 2 drawers
RTA24245LMF	2 roll-out shelves, 3 file frames	**RFF24245LVF***	1 adjustable and 1 fixed shelf, 3 drawers
N.A.		**RFF24245RUF***	1 fixed shelf, 4 drawers
RTA24245RLF	3 roll-out shelves, 2 file frames	**RFF24245RWF***	2 adjustable and 1 fixed shelf, 2 drawers
RTA24245RMF	2 roll-out shelves, 3 file frames	**RFF24245RVF***	1 adjustable and 1 fixed shelf, 3 drawers
Full Front Towers with Proud Steel Fronts *Full front towers do not have direct replacements. The new style number listed is a suggested alternative.			
N.A.		**RFF24244LRP***	4 drawers
RTA24244LDP	3 roll-out shelves, 1 file frame	**RFF24244LTP***	1 adjustable and 1 fixed shelf, 2 drawers
N.A.		**RFF24244LSP***	1 fixed shelf, 3 drawers
RTA24244LEP	2 roll-out shelves, 2 file frames	**RFF24244LTP***	1 adjustable and 1 fixed shelf, 2 drawers
N.A.		**RFF24244RRP***	4 drawers
RTA24244RDP	3 roll-out shelves, 1 file frame	**RFF24244RTP***	1 adjustable and 1 fixed shelf, 2 drawers
Full Front Towers with Proud Steel Fronts *Full front towers do not have direct replacements. The new style number listed is a suggested alternative.			
N.A.		**RFF24244RSP***	1 fixed shelf, 3 drawers
RTA24244REP	2 roll-out shelves, 2 file frames	**RFF24244RTP***	1 adjustable and 1 fixed shelf, 2 drawers
N.A.		**RFF24245LUP***	1 fixed shelf, 4 drawers
RTA24245LLP	3 roll-out shelves, 2 file frames	**RFF24245LWP***	2 adjustable and 1 fixed shelf, 2 drawers
RTA24245LMP	2 roll-out shelves, 3 file frames	**RFF24245LVP***	1 adjustable and 1 fixed shelf, 3 drawers
N.A.		**RFF24245RUP***	1 fixed shelf, 4 drawers
RTA24245RLP	3 roll-out shelves, 2 file frames	**RFF24245RWP***	2 adjustable and 1 fixed shelf, 2 drawers
RTA24245RMP	2 roll-out shelves, 3 file frames	**RFF24245RVP***	1 adjustable and 1 fixed shelf, 3 drawers
Full Front Towers with Proud Wood Fronts *Full front towers do not have direct replacements. The new style number listed is a suggested alternative.			
N.A.		**RFF24244LRW***	4 drawers
RTA24244LDW	3 roll-out shelves, 1 file frame	**RFF24244LTW***	1 adjustable and 1 fixed shelf, 2 drawers
N.A.		**RFF24244LSW***	1 fixed shelf, 3 drawers
RTA24244LEW	2 roll-out shelves, 2 file frames	**RFF24244LTW***	1 adjustable and 1 fixed shelf, 2 drawers
N.A.		**RFF24244RRW***	4 drawers
RTA24244RDW	3 roll-out shelves, 1 file frame	**RFF24244LTW***	1 adjustable and 1 fixed shelf, 2 drawers
N.A.		**RFF24244RSW***	1 fixed shelf, 3 drawers
RTA24244REW	2 roll-out shelves, 2 file frames	**RFF24244RTW***	1 adjustable and 1 fixed shelf, 2 drawers
N.A.		**RFF24245LUW***	1 fixed shelf, 4 drawers
RTA24245LLW	3 roll-out shelves, 2 file frames	**RFF24245LWW***	2 adjustable and 1 fixed shelf, 2 drawers
RTA24245LMW	2 roll-out shelves, 3 file frames	**RFF24245LVW***	1 adjustable and 1 fixed shelf, 3 drawers
N.A.		**RFF24245RUW***	1 fixed shelf, 4 drawers
RTA24245RLW	3 roll-out shelves, 2 file frames	**RFF24245RWW***	2 adjustable and 1 fixed shelf, 2 drawers
RTA24245RMW	2 roll-out shelves, 3 file frames	**RFF24245RVW***	1 adjustable and 1 fixed shelf, 3 drawers

Universal Storage Towers, continued

Old Style Number	New Style Number
Open Side Towers with Flush Fronts	
RTB24244LAF	**RQS24244LAF**
RTB24244RAF	**RQS24244RAF**
RTB24245LCF	**RQS24245LCF**
RTB24245RCF	**RQS24245RCF**
RTB30244LAF	**RQS30244LAF**
RTB30244RAF	**RQS30244RAF**
RTB30245LCF	**RQS30245LCF**
RTB30245RCF	**RQS30245RCF**
Open Side Towers with Proud Steel Fronts	
RTB24244LAP	**RQS24244LAP**
RTB24244RAP	**RQS24244RAP**
RTB24245LCP	**RQS24245LCP**
RTB24245RCP	**RQS24245RCP**
RTB30244LAP	**RQS30244LAP**
RTB30244RAP	**RQS30244RAP**
RTB30245LCP	**RQS30245LCP**
RTB30245RCP	**RQS30245RCP**
Open Side Towers with Proud Wood Fronts	
RTB24244LAW	**RQS24244LAW**
RTB24244RAW	**RQS24244RAW**
RTB24245LCW	**RQS24245LCW**
RTB24245RCW	**RQS24245RCW**
RTB30244LAW	**RQS30244LAW**
RTB30244RAW	**RQS30244RAW**
RTB30245LCW	**RQS30245LCW**
RTB30245RCW	**RQS30245RCW**
Vertical Drawer Towers with Flush Fronts	
RTC24244LAF	**RVD24244LAF**
RTC24244LBF	**RVD24244LBF**
RTC24244RAF	**RVD24244RAF**
RTC24244RBF	**RVD24244RBF**
RTC24245LCF	**RVD24245LCF**
RTC24245LDF	**RVD24245LDF**
RTC24245RCF	**RVD24245RCF**
RTC24245RDF	**RVD24245RDF**
RTC30244LAF	**RVD30244LAF**
RTC30244LBF	**RVD30244LBF**
RTC30244RAF	**RVD30244RAF**
RTC30244RBF	**RVD30244RBF**
RTC30245LCF	**RVD30245LCF**
RTC30245LDF	**RVD30245LDF**
RTC30245RCF	**RVD30245RCF**
RTC30245RDF	**RVD30245RDF**

Old Style Number	New Style Number
Vertical Drawer Towers with Proud Steel Fronts	
RTC24244LAP	**RVD24244LAP**
RTC24244LBP	**RVD24244LBP**
RTC24244RAP	**RVD24244RAP**
RTC24244RBP	**RVD24244RBP**
RTC24245LCP	**RVD24245LCP**
RTC24245LDP	**RVD24245LDP**
RTC24245RCP	**RVD24245RCP**
RTC24245RDP	**RVD24245RDP**
RTC30244LAP	**RVD30244LAP**
RTC30244LBP	**RVD30244LBP**
RTC30244RAP	**RVD30244RAP**
RTC30244RBP	**RVD30244RBP**
RTC30245LCP	**RVD30245LCP**
RTC30245LDP	**RVD30245LDP**
RTC30245RCP	**RVD30245RCP**
RTC30245RDP	**RVD30245RDP**
Vertical Drawer Towers with Proud Wood Fronts	
RTC24244LAW	**RVD24244LAW**
RTC24244LBW	**RVD24244LBW**
RTC24244RAW	**RVD24244RAW**
RTC24244RBW	**RVD24244RBW**
RTC24245LCW	**RVD24245LCW**
RTC24245LDW	**RVD24245LDW**
RTC24245RCW	**RVD24245RCW**
RTC24245RDW	**RVD24245RDW**
RTC30244LAW	**RVD30244LAW**
RTC30244LBW	**RVD30244LBW**
RTC30244RAW	**RVD30244RAW**
RTC30244RBW	**RVD30244RBW**
RTC30245LCW	**RVD30245LCW**
RTC30245LDW	**RVD30245LDW**
RTC30245RCW	**RVD30245RCW**
RTC30245RDW	**RVD30245RDW**
Workstation Vertical Towers with Flush Fronts	
RTV24154AF	**RWV24154AF**
RTV24154BF	**RWV24154BF**
RTV24155CF	**RWV24155CF**
RTV24155DF	**RWV24155DF**
RTV30154AF	**RWV30154AF**
RTV30154BF	**RWV30154BF**
RTV30155CF	**RWV30155CF**
RTV30155DF	**RWV30155DF**
Workstation Vertical Towers with Proud Steel Fronts	
RTV24154AP	**RWV24154AP**
RTV24154BP	**RWV24154BP**
RTV24155CP	**RWV24155CP**
RTV24155DP	**RWV24155DP**
RTV30154AP	**RWV30154AP**
RTV30154BP	**RWV30154BP**
RTV30155CP	**RWV30155CP**
RTV30155DP	**RWV30155DP**

▶**Storage Products Style Number Conversion List,** continued

Universal Storage Towers, continued

Old Style Number	New Style Number
Workstation Vertical Towers with Proud Wood Fronts	
RTV24154AW	**RWV24154AW**
RTV24154BW	**RWV24154BW**
RTV24155CW	**RWV24155CW**
RTV24155DW	**RWV24155DW**
RTV30154AW	**RWV30154AW**
RTV30154BW	**RWV30154BW**
RTV30155CW	**RWV30155CW**
RTV30155DW	**RWV30155DW**

Universal Lateral Files

Old Style Number	New Style Number
Flush Steel Front with Two 12"H Drawers	
RLN183024F	**RLF18302F**
RLN183624F	**RLF18362F**
RLN184224F	**RLF18422F**
RLN243024F	**RLF24302F**
RLN243624F	**RLF24362F**
Flush Steel Front with Three 12"H Drawers	
RLN183036F	**RLF18303F**
RLN183636F	**RLF18363F**
RLN184236F	**RLF18423F**
RLN243036F	**RLF24303F**
RLN243636F	**RLF24363F**
Flush Steel Front with Four 12"H Drawers	
RLN183048F	**RLF18304F**
RLN183648F	**RLF18364F**
RLN184248F	**RLF18424F**
RLN243048F	**RLF24304F**
RLN243648F	**RLF24364F**
Flush Steel Front with Four 12"H Drawers and One 13½"H Lift-Up Door with Fixed Shelf	
RLN183061F	**RLF18305F**
RLN183661F	**RLF18365F**
RLN184261F	**RLF18425F**
RLN243061F	**RLF24305F**
RLN243661F	**RLF24365F**
Proud Steel Front with Two 12"H Drawers	
RLN183024P	**RLF18302P**
RLN183624P	**RLF18362P**
RLN184224P	**RLF18422P**
RLN243024P	**RLF24302P**
RLN243624P	**RLF24362P**

Old Style Number	New Style Number
Proud Steel Front with Three 12"H Drawers	
RLN183036P	**RLF18303P**
RLN183636P	**RLF18363P**
RLN184236P	**RLF18423P**
RLN243036P	**RLF24303P**
RLN243636P	**RLF24363P**
Proud Steel Front with Four 12"H Drawers	
RLN183048P	**RLF18304P**
RLN183648P	**RLF18364P**
RLN184248P	**RLF18424P**
RLN243048P	**RLF24304P**
RLN243648P	**RLF24364P**
Proud Steel Front with Four 12"H Drawers and One 13½"H Lift-Up Door with Fixed Shelf	
RLN183061P	**RLF18305P**
RLN183661P	**RLF18365P**
RLN184261P	**RLF18425P**
RLN243061P	**RLF24305P**
RLN243661P	**RLF24365P**
Proud Wood Front with Two 12"H Drawers	
RLN183024W	**RLF18302W**
RLN183624W	**RLF18362W**
RLN184224W	**RLF18422W**
RLN243024W	**RLF24302W**
RLN243624W	**RLF24362W**
Proud Wood Front with Three 12"H Drawers	
RLN183036W	**RLF18303W**
RLN183636W	**RLF18363W**
RLN184236W	**RLF18423W**
RLN243036W	**RLF24303W**
RLN243636W	**RLF24363W**
Proud Wood Front with Four 12"H Drawers	
RLN183048W	**RLF18304W**
RLN183648W	**RLF18364W**
RLN184248W	**RLF18424W**
RLN243048W	**RLF24304W**
RLN243648W	**RLF24364W**
Proud Wood Front with Four 12"H Drawers and One 13½"H Lift-Up Door with Fixed Shelf	
RLN183061W	**RLF18305W**
RLN183661W	**RLF18365W**
RLN184261W	**RLF18425W**
RLN243061W	**RLF24305W**
RLN243661W	**RLF24365W**

Universal Combination Cabinets

Old Style Number	New Style Number
52"H Single Case Combination Cabinets with Flush Fronts	
RCN183048AF	**RCC18304AF**
RCN183648AF	**RCC18364AF**
RCN184248AF	**RCC18424AF**
RCN243048AF	**RCC24304AF**
RCN243648AF	**RCC24364AF**
RCN183048DF	**RCC18304DF**
RCN183648DF	**RCC18364DF**
RCN184248DF	**RCC18424DF**
RCN243048DF	**RCC24304DF**
RCN243648DF	**RCC24364DF**
65½"H Single Case Combination Cabinets with Flush Fronts	
RCN183061EF	**RCC18305EF**
RCN183661EF	**RCC18365EF**
RCN184261EF	**RCC18425EF**
RCN243061EF	**RCC24305EF**
RCN243661EF	**RCC24365EF**
RCN183061HF	**RCC18305HF**
RCN183661HF	**RCC18365HF**
RCN184261HF	**RCC18425HF**
RCN243061HF	**RCC24305HF**
RCN243661HF	**RCC24365HF**
RCN183061JF	**RCC18305JF**
RCN183661JF	**RCC18365JF**
RCN184261JF	**RCC18425JF**
RCN243061JF	**RCC24305JF**
RCN243661JF	**RCC24365JF**
RCN183061MF	**RCC18305MF**
RCN183661MF	**RCC18365MF**
RCN184261MF	**RCC18425MF**
RCN243061MF	**RCC24305MF**
RCN243661MF	**RCC24365MF**

Old Style Number	New Style Number
83½"H Single Case Combination Cabinets with Flush Fronts	
RCN183079NF	**RCC18306NF**
RCN183679NF	**RCC18366NF**
RCN184279NF	**RCC18426NF**
RCN243079NF	**RCC24306NF**
RCN243679NF	**RCC24366NF**
RCN183079RF	**RCC18306RF**
RCN183679RF	**RCC18366RF**
RCN184279RF	**RCC18426RF**
RCN243079RF	**RCC24306RF**
RCN243679RF	**RCC24366RF**
RCN183079SF	**RCC18306SF**
RCN183679SF	**RCC18366SF**
RCN184279SF	**RCC18426SF**
RCN243079SF	**RCC24306SF**
RCN243679SF	**RCC24366SF**
RCN183079VF	**RCC18306VF**
RCN183679VF	**RCC18366VF**
RCN184279VF	**RCC18426VF**
RCN243079VF	**RCC24306VF**
RCN243679VF	**RCC24366VF**
52"H Single Case Combination Cabinets with Proud Steel Fronts	
RCN183048AP	**RCC18304AP**
RCN183648AP	**RCC18364AP**
RCN184248AP	**RCC18424AP**
RCN243048AP	**RCC24304AP**
RCN243648AP	**RCC24364AP**
RCN183048DP	**RCC18304DP**
RCN183648DP	**RCC18364DP**
RCN184248DP	**RCC18424DP**
RCN243048DP	**RCC24304DP**
RCN243648DP	**RCC24364DP**

Universal Combination Cabinets, continued

Old Style Number	New Style Number
65½"H Single Case Combination Cabinets with Proud Steel Fronts	
RCN183061EP	**RCC18305EP**
RCN183661EP	**RCC18365EP**
RCN184261EP	**RCC18425EP**
RCN243061EP	**RCC24305EP**
RCN243661EP	**RCC24365EP**
RCN183061HP	**RCC18305HP**
RCN183661HP	**RCC18365HP**
RCN184261HP	**RCC18425HP**
RCN243061HP	**RCC24305HP**
RCN243661HP	**RCC24365HP**
RCN183061JP	**RCC18305JP**
RCN183661JP	**RCC18365JP**
RCN184261JP	**RCC18425JP**
RCN243061JP	**RCC24305JP**
RCN243661JP	**RCC24365JP**
RCN183061MP	**RCC18305MP**
RCN183661MP	**RCC18365MP**
RCN184261MP	**RCC18425MP**
RCN243061MP	**RCC24305MP**
RCN243661MP	**RCC24365MP**
83½"H Single Case Combination Cabinets with Proud Steel Fronts	
RCN183079NP	**RCC18306NP**
RCN183679NP	**RCC18366NP**
RCN184279NP	**RCC18426NP**
RCN243079NP	**RCC24306NP**
RCN243679NP	**RCC24366NP**
RCN183079RP	**RCC18306RP**
RCN183679RP	**RCC18366RP**
RCN184279RP	**RCC18426RP**
RCN243079RP	**RCC24306RP**
RCN243679RP	**RCC24366RP**
RCN183079SP	**RCC18306SP**
RCN183679SP	**RCC18366SP**
RCN184279SP	**RCC18426SP**
RCN243079SP	**RCC24306SP**
RCN243679SP	**RCC24366SP**
RCN183079VP	**RCC18306VP**
RCN183679VP	**RCC18366VP**
RCN184279VP	**RCC18426VP**
RCN243079VP	**RCC24306VP**
RCN243679VP	**RCC24366VP**

Old Style Number	New Style Number
52"H Single Case Combination Cabinets with Proud Wood Fronts	
RCN183048AW	**RCC18304AW**
RCN183648AW	**RCC18364AW**
RCN184248AW	**RCC18424AW**
RCN243048AW	**RCC24304AW**
RCN243648AW	**RCC24364AW**
65½"H Single Case Combination Cabinets with Proud Wood Fronts	
RCN183061EW	**RCC18305EW**
RCN183661EW	**RCC18365EW**
RCN184261EW	**RCC18425EW**
RCN243061EW	**RCC24305EW**
RCN243661EW	**RCC24365EW**
RCN183061JW	**RCC18305JW**
RCN183661JW	**RCC18365JW**
RCN184261JW	**RCC18425JW**
RCN243061JW	**RCC24305JW**
RCN243661JW	**RCC24365JW**
83½"H Single Case Combination Cabinets with Proud Wood Fronts	
RCN183079NW	**RCC18306NW**
RCN183679NW	**RCC18366NW**
RCN184279NW	**RCC18426NW**
RCN243079NW	**RCC24306NW**
RCN243679NW	**RCC24366NW**
RCN183079SW	**RCC18306SW**
RCN183679SW	**RCC18366SW**
RCN184279SW	**RCC18426SW**
RCN243079SW	**RCC24306SW**
RCN243679SW	**RCC24366SW**

Universal Storage Cabinets

Old Style Number	New Style Number
28"H Storage Cabinets with Flush Fronts with One Adjustable Shelf	
RSN183024AF	**RSC18302AF**
RSN183624AF	**RSC18362AF**
RSN184224AF	**RSC18422AF**
RSN243024AF	**RSC24302AF**
RSN243624AF	**RSC24362AF**
40"H Storage Cabinets with Flush Fronts with Two Adjustable Shelves	
RSN183036CF	**RSC18303CF**
RSN183636CF	**RSC18363CF**
RSN184236CF	**RSC18423CF**
RSN243036CF	**RSC24303CF**
RSN243636CF	**RSC24363CF**

Old Style Number	New Style Number
52"H Storage Cabinets with Flush Fronts with Three Adjustable Shelves	
RSN183048FF	**RSC18304FF**
RSN183648FF	**RSC18364FF**
RSN184248FF	**RSC18424FF**
RSN243048FF	**RSC24304FF**
RSN243648FF	**RSC24364FF**
65½"H Storage Cabinets with Flush Fronts with Four Adjustable Shelves	
RSN183061KF	**RSC18305KF**
RSN183661KF	**RSC18365KF**
RSN184261KF	**RSC18425KF**
RSN243061KF	**RSC24305KF**
RSN243661KF	**RSC24365KF**
83½"H Storage Cabinets with Flush Fronts with Five Adjustable Shelves	
RSN183079QF	**RSC18306QF**
RSN183679QF	**RSC18366QF**
RSN184279QF	**RSC18426QF**
RSN243079QF	**RSC24306QF**
RSN243679QF	**RSC24366QF**
28"H Storage Cabinets with Proud Steel Fronts with One Adjustable Shelf	
RSN183024AP	**RSC18302AP**
RSN183624AP	**RSC18362AP**
RSN184224AP	**RSC18422AP**
RSN243024AP	**RSC24302AP**
RSN243624AP	**RSC24362AP**
40"H Storage Cabinets with Proud Steel Fronts with Two Adjustable Shelves	
RSN183036CP	**RSC18303CP**
RSN183636CP	**RSC18363CP**
RSN184236CP	**RSC18423CP**
RSN243036CP	**RSC24303CP**
RSN243636CP	**RSC24363CP**
52"H Storage Cabinets with Proud Steel Fronts with Three Adjustable Shelves	
RSN183048FP	**RSC18304FP**
RSN183648FP	**RSC18364FP**
RSN184248FP	**RSC18424FP**
RSN243048FP	**RSC24304FP**
RSN243648FP	**RSC24364FP**
65½"H Storage Cabinets with Proud Steel Fronts with Four Adjustable Shelves	
RSN183061KP	**RSC18305KP**
RSN183661KP	**RSC18365KP**
RSN184261KP	**RSC18425KP**
RSN243061KP	**RSC24305KP**
RSN243661KP	**RSC24365KP**

Old Style Number	New Style Number
83½"H Storage Cabinets with Proud Steel Fronts with Five Adjustable Shelves	
RSN183679QP	**RSC18366QP**
RSN184279QP	**RSC18426QP**
RSN243079QP	**RSC24306QP**
RSN243679QP	**RSC24366QP**
28"H Storage Cabinets with Proud Wood Fronts with One Adjustable Shelf	
RSN183024AW	**RSC18302AW**
RSN183624AW	**RSC18362AW**
RSN184224AW	**RSC18422AW**
RSN243024AW	**RSC24302AW**
RSN243624AW	**RSC24362AW**
40"H Storage Cabinets with Proud Wood Fronts with Two Adjustable Shelves	
RSN183036CW	**RSC18303CW**
RSN183636CW	**RSC18363CW**
RSN184236CW	**RSC18423CW**
RSN243036CW	**RSC24303CW**
RSN243636CW	**RSC24363CW**
52"H Storage Cabinets with Proud Wood Fronts with Three Adjustable Shelves	
RSN183048FW	**RSC18304FW**
RSN183648FW	**RSC18364FW**
RSN184248FW	**RSC18424FW**
RSN243048FW	**RSC24304FW**
RSN243648FW	**RSC24364FW**
65½"H Storage Cabinets with Proud Wood Fronts with Four Adjustable Shelves	
RSN183061KW	**RSC18305KW**
RSN183661KW	**RSC18365KW**
RSN184261KW	**RSC18425KW**
RSN243061KW	**RSC24305KW**
RSN243661KW	**RSC24365KW**
83½"H Storage Cabinets with Proud Wood Fronts with Five Adjustable Shelves	
RSN183079QW	**RSC18306QW**
RSN183679QW	**RSC18366QW**
RSN184279QW	**RSC18426QW**
RSN243079QW	**RSC24306QW**
RSN243679QW	**RSC24366QW**

▶**Storage Products Style Number Conversion List,** continued

Universal Wardrobe Cabinets

Old Style Number	New Style Number
Wardrobe with Flush Front and Coat Rod	
RWN183048AF	**RWC18304AF**
RWN183648AF	**RWC18364AF**
RWN184248AF	**RWC18424AF**
RWN243048AF	**RWC24304AF**
RWN243648AF	**RWC24364AF**
RWN183061AF	**RWC18305AF**
RWN183661AF	**RWC18365AF**
RWN184261AF	**RWC18425AF**
RWN243061AF	**RWC24305AF**
RWN243661AF	**RWC24365AF**
Wardrobe with Flush Front, Partition, Three Adjustable Shelves, and Coat Rod	
RWN243048BF	**RWC24304BF**
RWN243648BF	**RWC24364BF**
Wardrobe with Flush Front, Partition, Four Adjustable Shelves, and Coat Rod	
RWN243061CF	**RWC24305CF**
RWN243661CF	**RWC24365CF**
Wardrobe with Flush Front, One Fixed Shelf, and Coat Rod	
RWN183079DF	**RWC18306DF**
RWN183679DF	**RWC18366DF**
RWN184279DF	**RWC18426DF**
RWN243079DF	**RWC24306DF**
RWN243679DF	**RWC24366DF**
Wardrobe with Flush Front, Partition, One Fixed Shelf, Four Adjustable Shelves, and Coat Rod	
RWN243079EF	**RWC24306EF**
RWN243679EF	**RWC24366EF**
Wardrobe with Proud Steel Front and Coat Rod	
RWN183048AP	**RWC18304AP**
RWN183648AP	**RWC18364AP**
RWN184248AP	**RWC18424AP**
RWN243048AP	**RWC24304AP**
RWN243648AP	**RWC24364AP**
RWN183061AP	**RWC18305AP**
RWN183661AP	**RWC18365AP**
RWN184261AP	**RWC18425AP**
RWN243061AP	**RWC24305AP**
RWN243661AP	**RWC24365AP**
Wardrobe with Proud Steel Front, Partition, Three Adjustable Shelves, and Coat Rod	
RWN243048BP	**RWC24304BP**
RWN243648BP	**RWC24364BP**

Old Style Number	New Style Number
Wardrobe with Proud Steel Front, Partition, Four Adjustable Shelves, and Coat Rod	
RWN243061CP	**RWC24305CP**
RWN243661CP	**RWC24365CP**
Wardrobe with Proud Steel Front, One Fixed Shelf, and Coat Rod	
RWN183079DP	**RWC18306DP**
RWN183679DP	**RWC18366DP**
RWN184279DP	**RWC18426DP**
RWN243079DP	**RWC24306DP**
RWN243679DP	**RWC24366DP**
Wardrobe with Proud Steel Front, Partition, One Fixed Shelf, Four Adjustable Shelves, and Coat Rod	
RWN243079EP	**RWC24306EP**
RWN243679EP	**RWC24366EP**
Wardrobe with Proud Wood Front and Coat Rod	
RWN183048AW	**RWC18304AW**
RWN183648AW	**RWC18364AW**
RWN184248AW	**RWC18424AW**
RWN243048AW	**RWC24304AW**
RWN243648AW	**RWC24364AW**
RWN183061AW	**RWC18305AW**
RWN183661AW	**RWC18365AW**
RWN184261AW	**RWC18425AW**
RWN243061AW	**RWC24305AW**
RWN243661AW	**RWC24365AW**
Wardrobe with Proud Wood Front, Partition, Three Adjustable Shelves, and Coat Rod	
RWN243048BW	**RWC24304BW**
RWN243648BW	**RWC24364BW**
Wardrobe with Proud Wood Front, Partition, Four Adjustable Shelves, and Coat Rod	
RWN243061CW	**RWC24305CW**
RWN243661CW	**RWC24365CW**
Wardrobe with Proud Wood Front, One Fixed Shelf, and Coat Rod	
RWN183079DW	**RWC18306DW**
RWN183679DW	**RWC18366DW**
RWN184279DW	**RWC18426DW**
RWN243079DW	**RWC24306DW**
RWN243679DW	**RWC24366DW**
Wardrobe with Proud Steel Front, Partition, One Fixed Shelf, Four Adjustable Shelves, and Coat Rod	
RWN243079EW	**RWC24306EW**
RWN243679EW	**RWC24366EW**

Universal Bookcases

Old Style Number	New Style Number
Bookcases with One Adjustable Shelf	
RBN152425A	**RBC15242A**
RBN153025A	**RBC15302A**
RBN153625A	**RBC15362A**
RBN154225A	**RBC15422A**
Bookcases with Two Adjustable Shelves	
RBN152437A	**RBC15243A**
RBN153037A	**RBC15303A**
RBN153637A	**RBC15363A**
RBN154237A	**RBC15423A**
Bookcases with Three Adjustable Shelves	
RBN152451A	**RBC15244A**
RBN153051A	**RBC15304A**
RBN153651A	**RBC15364A**
RBN154251A	**RBC15424A**

Old Style Number	New Style Number
Bookcases with Four Adjustable Shelves	
RBN152463A	**RBC15245A**
RBN153063A	**RBC15305A**
RBN153663A	**RBC15365A**
RBN154263A	**RBC15425A**
Bookcases with Five Adjustable Shelves	
RBN152479A	**RBC15246A**
RBN153079A	**RBC15306A**
RBN153679A	**RBC15366A**
RBN154279A	**RBC15426A**

Not all accessories style numbers have changed. Listed below are only the accessories that have new style numbers.

Storage Tops

Old Style Number	New Style Number
Steel Security Tops, Flush Fronts	
RXTF1524	**RATF1524**
RXTF1530	**RATF1530**
RXTF1536	**RATF1536**
RXTF1542	**RATF1542**
RXTF1830F	**RATF1830F**
RXTF1836F	**RATF1836F**
RXTF1842F	**RATF1842F**
RXTF2430F	**RATF2430F**
RXTF2436F	**RATF2436F**

Old Style Number	New Style Number
Steel Security Tops, Proud Fronts	
RXTF1830P	**RATF1830P**
RXTF1836P	**RATF1836P**
RXTF1842P	**RATF1842P**
RXTF2430P	**RATF2430P**
RXTF2436P	**RATF2436P**

Square Edge Tops

Old Style Number	New Style Number
Square Edge Laminate Tops for Flush Front	
RXTL1524F	**RATL1524F**
RXTL1530F	**RATL1530F**
RXTL1536F	**RATL1536F**
RXTL1542F	**RATL1542F**
RXTL1830F	**RATL1830F**
RXTL1836F	**RATL1836F**
RXTL1842F	**RATL1842F**
RXTL2430F	**RATL2430F**
RXTL2436F	**RATL2436F**
32T3018SE	**RATL1830F**
32T3618SE	**RATL1836F**
32T4218SE	**RATL1842F**

Square Edge Tops, continued

Old Style Number	New Style Number
Square Edge Laminate Common Tops for Flush Front	
N.A.	**RATCL1548F**
N.A.	**RATCL1560F**
N.A.	**RATCL1566F**
N.A.	**RATCL1572F**
N.A.	**RATCL1578F**
N.A.	**RATCL1584F**
N.A.	**RATCL1590F**
N.A.	**RATCL1596F**
N.A.	**RATCL15108F**
32T6018SE	**RATCL1860F**
32T6618SE	**RATCL1866F**
32T7218SE	**RATCL1872F**
32T7818SE	**RATCL1878F**
32T8418SE	**RATCL1884F**
32T9018SE	**RATCL1890F**
32T9618SE	**RATCL1896F**
32T10818SE	**RATCL18108F**
N.A.	**RATCL2460F**
N.A.	**RATCL2466F**
N.A.	**RATCL2472F**
N.A.	**RATCL2490F**
N.A.	**RATCL2496F**
N.A.	**RATCL24108F**
N.A.	**RATCL3048F**
N.A.	**RATCL3060F**
N.A.	**RATCL3066F**
N.A.	**RATCL3072F**
N.A.	**RATCL3078F**
N.A.	**RATCL3084F**
N.A.	**RATCL3090F**
N.A.	**RATCL3096F**
N.A.	**RATCL30108F**
32T3636SE	**RATCL3636F**
32T7236SE	**RATCL3672F**
N.A.	**RATCL4836F**
N.A.	**RATCL4872F**
Square Edge Wood Veneer Tops for Flush Front	
RXTW1524F	**RATW1524F**
RXTW1530F	**RATW1530F**
RXTW1536F	**RATW1536F**
RXTW1542F	**RATW1542F**
RXTW1830F	**RATW1830F**
RXTW1836F	**RATW1836F**
RXTW1842F	**RATW1842F**
RXTW2430F	**RATW2430F**
RXTW2436F	**RATW2436F**
32T3018WD	**RATW1830F**
32T3618WD	**RATW1836F**
32T4218WD	**RATW1842F**

Old Style Number	New Style Number
Square Edge Wood Common Tops for Flush Front	
N.A.	**RATCW1548F**
N.A.	**RATCW1560F**
N.A.	**RATCW1566F**
N.A.	**RATCW1572F**
N.A.	**RATCW1578F**
N.A.	**RATCW1584F**
N.A.	**RATCW1590F**
N.A.	**RATCW1596F**
32T6018WD	**RATCW1860F**
32T6618WD	**RATCW1866F**
32T7218WD	**RATCW1872F**
32T7818WD	**RATCW1878F**
32T8418WD	**RATCW1884F**
32T9018WD	**RATCW1890F**
32T9618WD	**RATCW1896F**
N.A.	**RATCW2460F**
N.A.	**RATCW2466F**
N.A.	**RATCW2472F**
N.A.	**RATCW2490F**
N.A.	**RATCW2496F**
N.A.	**RATCW3048F**
N.A.	**RATCW3060F**
N.A.	**RATCW3066F**
N.A.	**RATCW3072F**
N.A.	**RATCW3078F**
N.A.	**RATCW3084F**
N.A.	**RATCW3090F**
N.A.	**RATCW3096F**
Square Edge Laminate Tops for Proud Front	
RXTL1830P	**RATL1830P**
RXTL1836P	**RATL1836P**
RXTL1842P	**RATL1842P**
RXTL2430P	**RATL2430P**
RXTL2436P	**RATL2436P**

Old Style Number	New Style Number
Square Edge Laminate Common Tops for Proud Front	
N.A.	**RATCL1860P**
N.A.	**RATCL1866P**
N.A.	**RATCL1872P**
N.A.	**RATCL1878P**
N.A.	**RATCL1884P**
N.A.	**RATCL1890P**
N.A.	**RATCL1896P**
N.A.	**RATCL18108P**
N.A.	**RATCL2460P**
N.A.	**RATCL2466P**
N.A.	**RATCL2472P**
N.A.	**RATCL2490P**
N.A.	**RATCL2496P**
N.A.	**RATCL24108P**
N.A.	**RATCL3636P**
N.A.	**RATCL3672P**
N.A.	**RATCL4836P**
N.A.	**RATCL4872P**
Square Edge Wood Veneer Top for Proud Front	
RXTW1830P	**RATW1830P**
RXTW1836P	**RATW1836P**
RXTW1842P	**RATW1842P**
RXTW2430P	**RATW2430P**
RXTW2436P	**RATW2436P**
Square Edge Wood Common Tops for Proud Front	
N.A.	**RATCW1860P**
N.A.	**RATCW1866P**
N.A.	**RATCW1872P**
N.A.	**RATCW1878P**
N.A.	**RATCW1884P**
N.A.	**RATCW1890P**
N.A.	**RATCW1896P**
N.A.	**RATCW2460P**
N.A.	**RATCW2466P**
N.A.	**RATCW2472P**
N.A.	**RATCW2490P**
N.A.	**RATCW2496P**

Dividers

Old Style Number	Replacement (for use with products manufactured before October 17, 2005)	New Style Number (for use with products manufactured on or after October 17, 2005)
RXADV1506	**RDV1506**	**RDV1506**
RXADV1212	**RDV1512**	**RDV1512**
RXADV121210	**RDV151210**	**RDV151210**
RXADV121250	**RDV151210**	**RDV151210**

Counterweights

Old Style Number	Replacement (for use with products manufactured before October 17, 2005)	New Style Number (for use with products manufactured on or after October 17, 2005)
827CW	**RAACW3**	N.A.
837CW	**RAACW5**	N.A.
847CW	**RAACW5**	N.A.
858CW	Order service parts	N.A.
871CW	Order service parts	N.A.
RXACW1	Order service parts	**RAACW1**
RXACW2	Order service parts	**RAACW2**
RXACW3	Order service parts	**RAACW3**
RXACW4	Order service parts	**RAACW4**
RXACW5	Order service parts	**RAACW5**
Counterweights for Bookcases		
RXACB2401	Order service parts	**RAACB2401**
RXACB3001	Order service parts	**RAACB3001**
RXACB3601	Order service parts	**RAACB3601**
RXACB4201	Order service parts	**RAACB4201**
Counterweights for Context Lateral Files		
X2GD00307	Order service parts	**RAACW3**
X2GD00369	Order service parts	**RAACW4**
X2GD00424	Order service parts	N.A.
Counterweights for CALF Pedestals		
RWLGLCALF	Order service parts	N.A.
RWLTRCALF	Order service parts	N.A.

▶**Storage Products Style Number Conversion List,** continued

Rails

Old Style Number	Replacement (for use with products manufactured before October 17, 2005)	New Style Number (for use with products manufactured on or after October 17, 2005)
800RW15	Order service parts	**800RW**
RXADRL18	Order service parts	**800RW**
RXADRL1842	Order service parts	**800RW**
RXAFRL18	Order service parts	N.A.
RXAFRL24	Order service parts	N.A.
RXAFRL1842	Order service parts	N.A.
RXAFRL2442	Order service parts	N.A.

Hanging Folder Bars

Old Style Number	Replacement (for use with products manufactured before October 17, 2005)	New Style Number (for use with products manufactured on or after October 17, 2005)
130HF	**RAHF30**	**RAHF30**
136HF	**RAHF36**	**RAHF36**
142HF	**RAHF42**	**RAHF42**
RXADHFB30	Order service parts	**RAHF30**
RXADHFB36	Order service parts	**RAHF36**
RXADHFB42	Order service parts	**RAHF42**
RXAFHFB18	Order service parts	N.A.
RXAFHFB24	Order service parts	N.A.
RXAFHFB36	Order service parts	N.A.
RXAFHFB42	Order service parts	N.A.

Lateral File Compressors

Old Style Number	Replacement (for use with products manufactured before October 17, 2005)	New Style Number (for use with products manufactured on or after October 17, 2005)
800CW30	Order service parts	N.A.
800CW36	Order service parts	N.A.
800CW42	Order service parts	N.A.

Anchor Bracket

Old Style Number	Replacement (for use with products manufactured before October 17, 2005)	New Style Number (for use with products manufactured on or after October 17, 2005)
98769	**98769**	**RAANBRK**
RXAABP	Order service parts	**RAANBRK**

Accessories

Old Style Number	Replacement (for use with products manufactured before October 17, 2005)	New Style Number (for use with products manufactured on or after October 17, 2005)
X5AC00000	**RPXDBT**	**RPXDBT**
X5AE00006	**RPXDPT**	**RPXDPT**
X5AE00007	**RPXDMT**	**RPXDMT**
X5AE00009	**RPXDST**	**RPXDST**

Tower Posts

Old Style Number	Replacement (for use with products manufactured before October 17, 2005)	New Style Number (for use with products manufactured on or after October 17, 2005)
RXAPOST18LS	Order service parts	Order service parts
RXAPOST31LS	Order service parts	Order service parts

Fillers

Old Style Number	Replacement (for use with products manufactured before October 17, 2005)	New Style Number (for use with products manufactured on or after October 17, 2005)
UPF24	Order service parts	**ULFF24P**
UPF30	Order service parts	**ULFF30P**
TS724FLR	Order service parts	**ULFF24P**
TS730FLR	Order service parts	**ULFF30P**

Adjustable Steel Standard Shelves

Old Style Number	Replacement (for use with products manufactured before October 17, 2005)	New Style Number (for use with products manufactured on or after October 17, 2005)
RXST1524	**RXSA2415**	**RXSA2415**
RXST1530	**RXSA3015**	**RXSA3015**
N.A.	N.A.	**RXSAFFT2415**
RXSG1524	**RXSG2415**	**RXSG2415**
RXSG1530	**RXSG3015**	**RXSG3015**

Context Lateral Files

Old Style Number	New Style Number	Options Required to Equal Old Style Number
Lateral Files with Two 12"H Drawers and Waterfall Pulls 28"H is now standard; no top option is required to achieve 27"H for under-worksurface application.		
X2G20030A4	**XLF18302P**	No top
X2G20036A6	**XLF18362P**	No top
Lateral Files with Two 12"H Drawers and Rod Pulls 28"H is now standard; no top option is required to achieve 27"H for under-worksurface application.		
X2G20030B5	**XLF18302P**	No top
X2G20036B7	**XLF18362P**	No top

Answer Lateral Files

Old Style Number	New Style Number	Options Required to Equal Old Style Number
Lateral Files with Two 12"H Drawers		
TS700230L	**ALF18302F**	
TS700236L	**ALF18362F**	
TS700242L	**ALF18422F**	
Lateral Files with Three 12"H Drawers		
TS700330L	**ALF18303F**	
TS700336L	**ALF18363F**	
TS700342L	**ALF18423F**	
Lateral Files with Four 12"H Drawers		
TS700430L	**ALF18304F**	
TS700436L	**ALF18364F**	
TS700442L	**ALF18424F**	
Lateral Files with Four 12"H Drawers and One 13½"H Lift-Up Door with Fixed Shelf		
TS700530L	**ALF18305F**	Roll-out shelf top opening
TS700536L	**ALF18365F**	Roll-out shelf top opening
TS700542L	**ALF18425F**	Roll-out shelf top opening

Answer Underworksurface Lateral Files

Old Style Number	New Style Number
Lateral Files with Two 12"H Drawers	
T730LFL	**ALF18302AP**
TS736LFL	**ALF18362AP**

▶**Storage Products Style Number Conversion List,** continued

900 Series Lateral Files

Old Style Number	New Style Number	Options Required to Equal Old Style Number
With Two 12"H Drawers		
Hanging folder bar is now standard. 28"H is now standard; no top option is required to achieve 27"H for underworksurface application.		
9302617HF	**9LF18302F**	No top
9302617DV	**9LF18302F**	Divider package, no top
9302617RW	**9LF18302F**	Rails, no top
9362617CW	N.A.	
9362617HF	**9LF18362F**	No top
9362617DV	**9LF18362F**	Divider package, no top
9362617RW	**9LF18362F**	Rails, no top
9362617CW	N.A.	
9422617HF	**9LF18422F**	No top
9422617DV	**9LF18422F**	Divider package, no top
9422617RW	**9LF18422F**	Rails, no top
9422617CW	N.A.	

Old Style Number	New Style Number	Options Required to Equal Old Style Number
With Two 12"H Drawers		
Hanging folder bar is now standard.		
930261HF	**9LF18302F**	
930261DV	**9LF18302F**	Divider package
930261RW	**9LF18302F**	Rails
930261CW	N.A.	
936261HF	**9LF18362F**	
936261DV	**9LF18362F**	Divider package
936261RW	**9LF18362F**	Rails
936261CW	N.A.	
942261HF	**9LF18422F**	
942261DV	**9LF18422F**	Divider package
942261RW	**9LF18422F**	Rails
942261CW	N.A.	
With Three 12"H Drawers		
Hanging folder bar is now standard.		
930361HF	**9LF18303F**	
930361DV	**9LF18303F**	Divider package
930361RW	**9LF18303F**	Rails
930361CW	N.A.	
936361HF	**9LF18363F**	
936361DV	**9LF18363F**	Divider package
936361RW	**9LF18363F**	Rails
936361CW	N.A.	
942361HF	**9LF18423F**	
942361DV	**9LF18423F**	Divider package
942361RW	**9LF18423F**	Rails
942361CW	N.A.	

Old Style Number	New Style Number	Options Required to Equal Old Style Number
With Four 12"H Drawers		
Hanging folder bar is now standard.		
930461HF	**9LF18304F**	
930461DV	**9LF18304F**	Divider package
930461RW	**9LF18304F**	Rails
930461CW	N.A.	
936461HF	**9LF18364F**	
936461DV	**9LF18364F**	Divider package
936461RW	**9LF18364F**	Rails
936461CW	N.A.	
942461HF	**9LF18424F**	
942461DV	**9LF18424F**	Divider package
942461RW	**9LF18424F**	Rails
942461CW	N.A.	
With Four 12"H Drawers and One 13½"H Lift-Up Door with Fixed Shelf		
Hanging folder bar is now standard. Fixed shelf is now standard in top opening.		
930561HF	**9LF18305F**	Roll-out shelf top opening
930561DV	**9LF18305F**	Divider package, roll-out shelf top opening
930561RW	**9LF18305F**	Rails, roll-out shelf top opening
930561CW	N.A.	
936561HF	**9LF18365F**	Roll-out shelf top opening
936561DV	**9LF18365F**	Divider package, roll-out shelf top opening
936561RW	**9LF18365F**	Rails, roll-out shelf top opening
936561CW	N.A.	
942561HF	**9LF18425F**	Roll-out shelf top opening
942561DV	**9LF18425F**	Divider package, roll-out shelf top opening
942561RW	**9LF18425F**	Rails, roll-out shelf top opening
942561CW	N.A.	

900 Series Lateral Files, continued

Old Style Number	New Style Number	Options Required to Equal Old Style Number
With Two 12"H Individual Locking Drawers Hanging folder bar is now standard. 28"H is now standard; no top option is required to achieve 27"H for underworksurface application.		
9302607IL	**9LF18302F**	Individual locks, no top
9362607IL	**9LF18362F**	Individual locks, no top
9422607IL	**9LF18422F**	Individual locks, no top
With Two 12"H Individual Locking Drawers Hanging folder bar is now standard.		
930260IL	**9LF18302F**	Individual locks
936260IL	**9LF18362F**	Individual locks
942260IL	**9LF18422F**	Individual locks
With Three 12"H Individual Locking Drawers Hanging folder bar is now standard.		
930360IL	**9LF18303F**	Individual locks
936360IL	**9LF18363F**	Individual locks
942360IL	**9LF18423F**	Individual locks
With Four 12"H Individual Locking Drawers Hanging folder bar is now standard.		
930460IL	**9LF18304F**	Individual locks
936460IL	**9LF18364F**	Individual locks
942460IL	**9LF18424F**	Individual locks
With Four 12"H Individually Locking Drawers and One 13½"H Lift-Up Door with Fixed Shelf Hanging folder bar is now standard. Fixed shelf is now standard in top opening.		
930560IL	**9LF18305F**	Individual locks, roll-out shelf top opening
936560IL	**9LF18365F**	Individual locks, roll-out shelf top opening
942560IL	**9LF18425F**	Individual locks, roll-out shelf top opening

900 Series Lateral Files, continued

Old Style Number	New Style Number	Options Required to Equal Old Style Number
With One 12"H Roll-Out Shelf and One 12"H Drawer Hanging folder bar is now standard. 28"H is now standard; no top option is required to achieve 27"H for underworksurface application.		
9302117HF	**9LF18302AF**	No top
9302117DV	**9LF18302AF**	Divider package, no top
9302117CW	N.A.	
9362117HF	**9LF18362AF**	No top
9362117DV	**9LF18362AF**	Divider package, no top
9362117CW	N.A.	
9422117HF	**9LF18422AF**	No top
9422117DV	**9LF18422AF**	Divider package, no top
9422117CW	N.A.	
With One 12"H Roll-Out Shelf and One 12"H Drawer Hanging folder bar is now standard.		
930211HF	**9LF18302AF**	
930211DV	**9LF18302AF**	Divider package
930211CW	N.A.	
936211HF	**9LF18362AF**	
936211DV	**9LF18362AF**	Divider package
936211CW	N.A.	
942211HF	**9LF18422AF**	
942211DV	**9LF18422AF**	Divider package
942211CW	N.A.	
With Two 12"H Roll-Out Shelves and One 12"H Drawer Hanging folder bar is now standard.		
930311HF	**9LF18303AF**	
930311DV	**9LF18303AF**	Divider package
930311CW	N.A.	
936311HF	**9LF18363AF**	
936311DV	**9LF18363AF**	Divider package
936311CW	N.A.	
942311HF	**9LF18423AF**	
942311DV	**9LF18423AF**	Divider package
942311CW	N.A.	
With Three 12"H Roll-Out Shelves and One 12"H Drawer Hanging folder bar is now standard.		
930411HF	**9LF18304AF**	
930411DV	**9LF18304AF**	Divider package
930411CW	N.A.	
936411HF	**9LF18364AF**	
936411DV	**9LF18364AF**	Divider package
936411CW	N.A.	
942411HF	**9LF18424AF**	
942411DV	**9LF18424AF**	Divider package
942411CW	N.A.	

▶**Storage Products Style Number Conversion List,** continued

Old Style Number	New Style Number	Options Required to Equal Old Style Number
With One 13½"H Roll-Out Shelf in Top Opening, Three 12"H Roll-Out Shelves, and One 12"H Drawer		
Hanging folder bar is now standard.		
930511HF	**9LF18305AF**	
930511DV	**9LF18305AF**	Divider package
930511CW	N.A.	
936511HF	**9LF18365AF**	
936511DV	**9LF18365AF**	Divider package
936511CW	N.A.	
942511HF	**9LF18425AF**	
942511DV	**9LF18425AF**	Divider package
942511CW	N.A.	

Overfile Cabinets

Old Style Number	New Style Number
Open Cabinets	
930610	**9QF18301AF**
936610	**9QF18361AF**
942610	**9QF18421AF**
Open Cabinets	
Standard with one adjustable shelf.	
930710	**9QF18302AF**
936710	**9QF18362AF**
942710	**9QF18422AF**
Cabinets with Sliding Doors	
Standard with lock.	
930611	**9QF18301BF**
930612	N.A.
936611	**9QF18361BF**
936612	N.A.
942611	**9QF18421BF**
942612	N.A.
Cabinets with Sliding Doors	
Standard with lock and one adjustable shelf.	
930711	**9QF18302BF**
930712	N.A.
936711	**9QF18362BF**
936712	N.A.
942711	**9QF18422BF**
942712	N.A.

200 Series Lateral Files

Old Style Number	New Style Number	Options Required to Equal Old Style Number
Lateral Files with Two 12"H Drawers		
28"H is now standard; no-top option is required to achieve 27"H for under-worksurface application.		
230261	**2LF18302F**	No top
236261	**2LF18362F**	No top
242261	**2LF18422F**	No top
Lateral Files with Three 12"H Drawers		
230361	**2LF18303F**	
236361	**2LF18363F**	
242361	**2LF18423F**	
Lateral Files with Four 12"H Drawers		
230461	**2LF18304F**	
236461	**2LF18364F**	
242461	**2LF18424F**	

Old Style Number	New Style Number	Options Required to Equal Old Style Number
Lateral Files with Four 12"H Drawers and One 13½"H Lift-Up Door with Fixed Shelf		
230561	**2LF18305F**	Roll-out shelf top opening
236561	**2LF18365F**	Roll-out shelf top opening
242561	**2LF18425F**	Roll-out shelf top opening

Answer Shelves

Old Style Number	New Style Number	Recommended Alternative Style Number
TS7024SH	**RSH24TAK**	
TS7030SH	**RSH30TAK**	
TS7036SH	**RSH36TAK**	
TS7042SH	**RSH42TAK**	
TS7048SH	**RSH48TAK**	
TS7060SH	**RSH60TAK**	
TS7072SH	**RSH72TAK**	

Answer Full-Height Shelves		Universal Shelves for Use with Answer
TS7024S	Culled March 2007	**RSH24TAK**
TS7030S	Culled March 2007	**RSH30TAK**
TS7036S	Culled March 2007	**RSH36TAK**
TS7042S	Culled March 2007	**RSH42TAK**
TS7048S	Culled March 2007	**RSH48TAK**
TS7060S	Culled March 2007	**RSH60TAK**
TS7072S	Culled March 2007	**RSH72TAK**

Answer Flexible Magnetic Markerboards

Old Style Number	New Style Number
TS71530MBB	**R30MBB**
TS71536MBB	**R36MBB**
TS71542MBB	**R42MBB**
TS71548MBB	**R48MBB**

Universal Upmount Brackets for Use with Answer

Old Style Number	New Style Number
	Universal Upmount Kit for Use with Answer and Kick
N.A.	**RUK24TAK**
N.A.	**RUK30TAK**
N.A.	**RUK36TAK**
N.A.	**RUK42TAK**
N.A.	**RUK48TAK**
N.A.	**RUK60TAK**
N.A.	**RUK72TAK**

Upmount Bin Brackets
Order Universal storage bin with upmount brackets option

TS7024BUK	**Culled March 2007—no replacement**
TS7030BUK	**Culled March 2007—no replacement**
TS7036BUK	**Culled March 2007—no replacement**
TS7042BUK	**Culled March 2007—no replacement**
TS7048BUK	**Culled March 2007—no replacement**
TS7060BUK	**Culled March 2007—no replacement**

Answer Dividers

Old Style Number	Replacement (for use with products introduced prior to March 2007)	New Style Number (for use with products introduced in March 2007)
TS7STDIV	TS7STDIV	**RDIV**

▶**Storage Products Style Number Conversion List,** continued

Avenir Storage Bins

Old Style Number	New Style Number	Options Required to Equal Old Style Number
Avenir Bins with Flush Doors without Lock	**Universal In the Case Bins with Flat Fronts for Use with Avenir**	
MBB2416	**RBB24AVR**	Specify non-locking option
MBB3016	**RBB30AVR**	Specify non-locking option
MBB3616	**RBB36AVR**	Specify non-locking option
MBB4216	**RBB42AVR**	Specify non-locking option
MBB4816	**RBB48AVR**	Specify non-locking option
MBB6016	**RBB60AVR**	Specify non-locking option
MBB7216	**RBB72AVR**	Specify non-locking option
Avenir Bins with Flush Doors with Lock	**Universal In the Case Bins with Flat Fronts for Use with Avenir**	
MBBL2416	**RBB24AVR**	
MBBL3016	**RBB30AVR**	
MBBL3616	**RBB36AVR**	
MBBL4216	**RBB42AVR**	
MBBL4816	**RBB48AVR**	
MBBL6016	**RBB60AVR**	
MBBL7216	**RBB72AVR**	
Avenir Bins with Integral Doors without Lock	**Universal In the Case Bins with Flat Fronts for Use with Avenir**	
BSB24	**RBB24AVR**	Specify non-locking option
BSB30	**RBB30AVR**	Specify non-locking option
BSB36	**RBB36AVR**	Specify non-locking option
BSB42	**RBB42AVR**	Specify non-locking option
BSB48	**RBB48AVR**	Specify non-locking option
BSB60	**RBB60AVR**	Specify non-locking option
Avenir Bins with Integral Doors with Lock	**Universal In the Case Bins with Flat Fronts for Use with Avenir**	
BSBL24	**RBB24AVR**	
BSBL30	**RBB30AVR**	
BSBL36	**RBB36AVR**	
BSBL42	**RBB42AVR**	
BSBL48	**RBB48AVR**	
BSBL60	**RBB60AVR**	

Avenir Storage Bins

Old Style Number	New Style Number	Options Required to Equal Old Style Number
	Universal In the Case Bins with Wood Flat Fronts for Use with Avenir	
N.A.	**RBB24WAVR**	
N.A.	**RBB30WAVR**	
N.A.	**RBB36WAVR**	
N.A.	**RBB42WAVR**	
N.A.	**RBB48WAVR**	
N.A.	**RBB60WAVR**	
N.A.	**RBB72WAVR**	
	Universal Over the Case Bins with Flat Fronts for Use with Avenir	
N.A.	**RBB24QAVR**	
N.A.	**RBB30QAVR**	
N.A.	**RBB36QAVR**	
N.A.	**RBB42QAVR**	
N.A.	**RBB48QAVR**	
N.A.	**RBB60QAVR**	
N.A.	**RBB72QAVR**	
	Universal Over the Case Bins with Radius Fronts for Use with Avenir	
N.A.	**RBB24QCAVR**	
N.A.	**RBB30QCAVR**	
N.A.	**RBB36QCAVR**	
N.A.	**RBB42QCAVR**	
N.A.	**RBB48QCAVR**	
N.A.	**RBB60QCAVR**	
N.A.	**RBB72QCAVR**	

Avenir Shelves

Old Style Number	New Style Number	Recommended Alternative Style Number
Avenir Half-Height Shelves with Square End Supports		**Universal Shelves for Use with Avenir**
MHBS2416	Culled March 2007	**RSH24AVR**
MHBS3016	Culled March 2007	**RSH30AVR**
MHBS3616	Culled March 2007	**RSH36AVR**
MHBS4216	Culled March 2007	**RSH42AVR**
MHBS4816	Culled March 2007	**RSH48AVR**
MHBS6016	Culled March 2007	**RSH60AVR**
MHBS7216	Culled March 2007	**RSH72AVR**

Avenir Half-Height Shelves with Radius End Supports	Universal Shelves for Use with Avenir
BHS24	**RSH24AVR**
BHS30	**RSH30AVR**
BHS36	**RSH36AVR**
BHS42	**RSH42AVR**
BHS48	**RSH48AVR**
BHS60	**RSH60AVR**

Avenir Full-Height Shelves with Square End Supports		Universal Shelves for Use with Avenir
MBS2416	Culled March 2007	**RSH24AVR**
MBS3016	Culled March 2007	**RSH30AVR**
MBS3616	Culled March 2007	**RSH36AVR**
MBS4216	Culled March 2007	**RSH42AVR**
MBS4816	Culled March 2007	**RSH48AVR**
MBS6016	Culled March 2007	**RSH60AVR**
MBS7216	Culled March 2007	**RSH72AVR**

Avenir Full-Height Shelves with Radius End Supports		Universal Shelves for Use with Avenir
BS24	Culled Sept. 2007	**RSH24AVR**
BS30	Culled Sept. 2007	**RSH30AVR**
BS36	Culled Sept. 2007	**RSH36AVR**
BS42	Culled Sept. 2007	**RSH42AVR**
BS48	Culled Sept. 2007	**RSH48AVR**
BS60	Culled Sept. 2007	**RSH60AVR**
BS72	Culled Sept. 2007	**RSH72AVR**

Universal Upmount Kits for Use with Avenir

Old Style Number	New Style Number
N.A.	**RUK24AVR**
N.A.	**RUK30AVR**
N.A.	**RUK36AVR**
N.A.	**RUK42AVR**
N.A.	**RUK48AVR**
N.A.	**RUK60AVR**
N.A.	**RUK72AVR**

Avenir Dividers

Old Style Number	Replacement (for use with products introduced prior to March 2007)	New Style Number (for use with products introduced in March 2007)
98512A	98512A	**RDIV**

Avenir Vertical Attachment Rail

Old Style Number	Replacement
GSCAVAV	**Culled March 2007 – no replacement**

▶**Storage Products Style Number Conversion List,** continued

Context Overhead Cabinets

Old Style Number	New Style Number
X2FC00303	**XBB30**
X2FC0035L	**Culled March 2007—no replacement**
X2FC0035R	**Culled March 2007—no replacement**
X3S03600L	**Culled March 2007—no replacement**
X3S00036R	**Culled March 2007—no replacement**
X2FC00365	**XBB36**
X2FC0041L	**XBB41L**
X2FC0041R	**XBB41R**
X2FC00420	**XBB42**
X2FC0047L	**XBB47L**
X2FC0047R	**XBB47R**
X2FC00482	**XBB48**
X2FC0053L	**Culled March 2007—no replacement**
X2FC0053R	**Culled March 2007—no replacement**
X3S05400L	**Culled March 2007—no replacement**
X3S00054R	**Culled March 2007—no replacement**
X2FC00547	**XBB54**
X2FC0059L	**XBB59L**
X2FC0059R	**XBB59R**
X2FC00602	**XBB60**
X2FC0065L	**XBB65L**
X2FC0065R	**XBB65R**
X2FC00664	**XBB66**
X2FC0071L	**XBB71L**
X2FC0071R	**XBB71R**
X2FC00729	**XBB72**
X2FC0077L	**XBB77L**
X2FC0077R	**XBB77R**
X2FC00781	**XBB78**

Context Dividers

Old Style Number	Replacement (for use with products introduced prior to March 2007)	New Style Number (for use with products introduced in March 2007)
X2H000000	X2H000000	**RDIV**

Universal Overhead Bins for Use with Answer and Kick

Old Style Number	New Style Number	Options Required to Equal Old Style Number
Universal in the Case Bins without Lock	**Universal In the Case Bins with Flat Fronts for Use with Answer and Kick**	
JBIN24TAK	**RBB24TAK**	Specify non-locking option
JBIN30TAK	**RBB30TAK**	Specify non-locking option
JBIN36TAK	**RBB36TAK**	Specify non-locking option
JBIN42TAK	**RBB42TAK**	Specify non-locking option
JBIN48TAK	**RBB48TAK**	Specify non-locking option
JBIN60TAK	**RBB60TAK**	Specify non-locking option
JBIN72TAK	**RBB72TAK**	Specify non-locking option
Universal In the Case Bins with Lock	**Universal In the Case Bins with Flat Fronts for Use with Answer and Kick**	
JBIN24LTAK	**RBB24TAK**	
JBIN30LTAK	**RBB30TAK**	
JBIN36LTAK	**RBB36TAK**	
JBIN42LTAK	**RBB42TAK**	
JBIN48LTAK	**RBB48TAK**	
JBIN60LTAK	**RBB60TAK**	
JBIN72LTAK	**RBB72TAK**	

Universal Overhead Bins for Use with Answer and Kick, continued

Old Style Number	New Style Number	Options Required to Equal Old Style Number
Universal In the Case Bins with Flat Front Wood Doors	**Universal In the Case Bins with Wood Flat Fronts for Use with Answer and Kick**	
JBIN24LWTAK	**RBB24WTAK**	
JBIN30LWTAK	**RBB30WTAK**	
JBIN36LWTAK	**RBB36WTAK**	
JBIN42LWTAK	**RBB42WTAK**	
JBIN48LWTAK	**RBB48WTAK**	
JBIN60LWTAK	**RBB60WTAK**	
JBIN72LWTAK	**RBB72WTAK**	
	Universal Over the Case Bins with Flat Fronts for Use with Answer and Kick	
N.A.	**RBB24QTAK**	
N.A.	**RBB30QTAK**	
N.A.	**RBB36QTAK**	
N.A.	**RBB42QTAK**	
N.A.	**RBB48QTAK**	
N.A.	**RBB60QTAK**	
N.A.	**RBB72QTAK**	
	Universal Over the Case Bins with Radius Fronts for Use with Answer and Kick	
N.A.	**RBB24QCTAK**	
N.A.	**RBB30QCTAK**	
N.A.	**RBB36QCTAK**	
N.A.	**RBB42QCTAK**	
N.A.	**RBB48QCTAK**	
N.A.	**RBB60QCTAK**	
N.A.	**RBB72QCTAK**	

Universal Full-Height Shelves for Use with Answer and Kick

Old Style Number	New Style Number
	Universal Shelf for Use with Answer and Kick
JSHF24TAK	**RSH24TAK**
JSHF30TAK	**RSH30TAK**
JSHF36TAK	**RSH36TAK**
JSHF42TAK	**RSH42TAK**
JSHF48TAK	**RSH48TAK**
JSHF60TAK	**RSH60TAK**
JSHF72TAK	**RSH72TAK**

Old Style Number	New Style Number
Upmount Bin Brackets	
Order Universal storage bin with upmount brackets option	
C024BUK	**Culled March 2007—no replacement**
C030BUK	**Culled March 2007—no replacement**
C036BUK	**Culled March 2007—no replacement**
C048BUK	**Culled March 2007—no replacement**
C060BUK	**Culled March 2007—no replacement**

Universal Overhead Bins for Use with Montage

Old Style Number	New Style Number	Options Required to Equal Old Style Number
Universal In the Case Bins without Lock	**Universal In the Case Bins with Flat Fronts for Use with Montage**	
JBIN24MON	**RBB24MON**	Specify non-locking option
JBIN30MON	**RBB30MON**	Specify non-locking option
JBIN36MON	**RBB36MON**	Specify non-locking option
JBIN42MON	**RBB42MON**	Specify non-locking option
JBIN48MON	**RBB48MON**	Specify non-locking option
JBIN60MON	**RBB60MON**	Specify non-locking option
JBIN72MON	**RBB72MON**	Specify non-locking option
Universal In the Case Bins with Lock	**Universal In the Case Bins with Flat Fronts for Use with Montage**	
JBIN24LMON	**RBB24MON**	
JBIN30LMON	**RBB30MON**	
JBIN36LMON	**RBB36MON**	
JBIN42LMON	**RBB42MON**	
JBIN48LMON	**RBB48MON**	
JBIN60LMON	**RBB60MON**	
JBIN72LMON	**RBB72MON**	
Universal In the Case Bins with Wood Flat Fronts	**Universal in the Case Bins with Wood Flat Fronts for Use with Montage**	
JBIN24LWMON	**RBB24WMON**	
JBIN30LWMON	**RBB30WMON**	
JBIN36LWMON	**RBB36WMON**	
JBIN42LWMON	**RBB42WMON**	
JBIN48LWMON	**RBB48WMON**	
JBIN60LWMON	**RBB60WMON**	
JBIN72LWMON	**RBB72WMON**	
	Universal Over the Case Bins with Flat Fronts for Use with Montage	
N.A.	**RBB24QMON**	
N.A.	**RBB30QMON**	
N.A.	**RBB36QMON**	
N.A.	**RBB42QMON**	
N.A.	**RBB48QMON**	
N.A.	**RBB60QMON**	
N.A.	**RBB72QMON**	

▶**Storage Products Style Number Conversion List,** continued

Universal Overhead Bins for Use with Montage, continued

Old Style Number	New Style Number	Options Required to Equal Old Style Number
	Universal Over the Case Bins with Radius Fronts for Use with Montage	
N.A.	**RBB24QCMON**	
N.A.	**RBB30QCMON**	
N.A.	**RBB36QCMON**	
N.A.	**RBB42QCMON**	
N.A.	**RBB48QCMON**	
N.A.	**RBB60QCMON**	
N.A.	**RBB72QCMON**	

Universal Full-Height Shelves for Use with Montage

Old Style Number	New Style Number
JSHF24MON	**RSH24MON**
JSHF30MON	**RSH30MON**
JSHF36MON	**RSH36MON**
JSHF42MON	**RSH42MON**
JSHF48MON	**RSH48MON**
JSHF60MON	**RSH60MON**
JSHF72MON	**RSH72MON**

Horizontal Off-Module Bracket for Use with Montage

Old Style Number	New Style Number
N.A.	**ZBKHOFM**

Universal Upmount Kit for Use with Montage

Old Style Number	New Style Number
N.A.	**RUK24MON**
N.A.	**RUK30MON**
N.A.	**RUK36MON**
N.A.	**RUK42MON**
N.A.	**RUK48MON**
N.A.	**RUK60MON**
N.A.	**RUK72MON**

Universal Personal Shelves

Old Style Number	New Style Number
	Universal Personal Shelves for Use with Answer and Kick
N.A.	**RDS24TAK**
N.A.	**RDS30TAK**
N.A.	**RDS36TAK**
N.A.	**RDS42TAK**
N.A.	**RDS48TAK**
	Universal Personal Shelves for Use with Avenir
N.A.	**RDS24AVR**
N.A.	**RDS30AVR**
N.A.	**RDS36AVR**
N.A.	**RDS42AVR**
N.A.	**RDS48AVR**

Universal Vertical Off-Module Bracket

Old Style Number	New Style Number
N.A.	**RBKVOFM**

Universal Horizontal Wall Attachment Package

Old Style Number	New Style Number
N.A.	**RBKHWM24**
N.A.	**RBKHWM30**
N.A.	**RBKHWM36**
N.A.	**RBKHWM42**
N.A.	**RBKHWM48**
N.A.	**RBKHWM60**

Style Number Index

Style Number	Page	Description
2LF18302F	239	200 Ser Lat File
2LF18303F	239	200 Ser Lat File
2LF18304F	239	200 Ser Lat File
2LF18305F	239	200 Ser Lat File
2LF18362F	239	200 Ser Lat File
2LF18363F	239	200 Ser Lat File
2LF18364F	239	200 Ser Lat File
2LF18365F	239	200 Ser Lat File
2LF18422F	239	200 Ser Lat File
2LF18423F	239	200 Ser Lat File
2LF18424F	239	200 Ser Lat File
2LF18425F	239	200 Ser Lat File
800DV12	352	Dividers
800DV6	352	Dividers
800RW	352	Rail
877102002SR	446	Master Lock Tool
877102003SR	446	Standard Lock Tool
9LF18302AF	403	900 Lateral File w/Flush Front
9LF18302F	401	900 Lateral File w/Flush Front
9LF18303AF	403	900 Lateral File w/Flush Front
9LF18303F	401	900 Lateral File w/Flush Front
9LF18304AF	403	900 Lateral File w/Flush Front
9LF18304F	401	900 Lateral File w/Flush Front
9LF18305AF	403	900 Lateral File w/Flush Front
9LF18305F	401	900 Lateral File w/Flush Front
9LF18362AF	403	900 Lateral File w/Flush Front
9LF18362F	401	900 Lateral File w/Flush Front
9LF18363AF	403	900 Lateral File w/Flush Front
9LF18363F	401	900 Lateral File w/Flush Front
9LF18364AF	403	900 Lateral File w/Flush Front
9LF18364F	401	900 Lateral File w/Flush Front
9LF18365AF	403	900 Lateral File w/Flush Front
9LF18365F	401	900 Lateral File w/Flush Front
9LF18422AF	403	900 Lateral File w/Flush Front
9LF18422F	401	900 Lateral File w/Flush Front
9LF18423AF	403	900 Lateral File w/Flush Front
9LF18423F	401	900 Lateral File w/Flush Front
9LF18424AF	403	900 Lateral File w/Flush Front
9LF18424F	401	900 Lateral File w/Flush Front
9LF18425AF	403	900 Lateral File w/Flush Front
9LF18425F	401	900 Lateral File w/Flush Front
9QF18301AF	406	Overfile Cabinet
9QF18301BF	406	Overfile Cabinet
9QF18302AF	406	Overfile Cabinet
9QF18302BF	406	Overfile Cabinet
9QF18361AF	406	Overfile Cabinet
9QF18361BF	406	Overfile Cabinet
9QF18362AF	406	Overfile Cabinet
9QF18362BF	406	Overfile Cabinet
9QF18421AF	406	Overfile Cabinet
9QF18421BF	406	Overfile Cabinet
9QF18422AF	406	Overfile Cabinet
9QF18422BF	406	Overfile Cabinet
AWAK	391	Cabinet Attachment Kit
AWDR	430	Victor2 Display
AWRF254836	429	Victor2 Freestanding Unit
AWRF256036	429	Victor2 Freestanding Unit
AWRM183636	426	Victor2 Mobile Unit
AWTS	430	Victor2 Tray Shelf
DLKMK	409	Digilock Manager Key
DLKPK	409	Digilock Programming Key
DLKUK	409	Digilock User Key for ADA
DSPC	408	SOTO Personal Caddy
FMFA	357	Floor Anchor Brackets
HDPNLCNT	398	Panel Connector Backet
HDSTG	395	High-Density Storage Case
HDSTGV	397	High-Density Storage Case
HDWS	398	Worksurface Support Bracket
KDIV02	353	Bookends
KDIV20	353	Bookends
L52FT	417	Bottomline
L52FTCHI	417	Bottomline
L52FTS	417	Bottomline
L52FTY	417	Bottomline
L53FT	417	Bottomline
L53FTCHI	417	Bottomline
L53FTS	417	Bottomline
L53FTY	417	Bottomline
L54FT	417	Bottomline
L54FTCHI	417	Bottomline
L54FTS	417	Bottomline
L54FTY	417	Bottomline
LLL17	420	LED Linear Shelf Light
LLL17YA	420	LED Linear Shelf Light
LLL17YB	420	LED Linear Shelf Light
LLL31	420	LED Linear Shelf Light
LLL31YB	420	LED Linear Shelf Light
LLL44	421	LED Linear Shelf Light
LLL44YB	421	LED Linear Shelf Light
LLL58	421	LED Linear Shelf Light
LLL58YB	421	LED Linear Shelf Light
LOCK9201FR	446	Lock Cylinder
LOCK9201XF	446	Lock Cylinder
LOCK9250FR	446	Lock Cylinder
LOCK9250XF	446	Lock Cylinder
LOCKPB9201FR	446	Payback Field-Installed Lock
LOCKPB9250FR	446	Payback Field-Installed Lock
LPTL30	422	LED Personal Task Light
LPTL30NR	422	LED Personal Task Light
LS1FSC	413	Daisy Chain Cord
LS6FSC	413	Daisy Chain Cord
LSB24K2	414	Utility2 Shelf Light
LSB24KC2	414	Utility2 Shelf Light
LSB24KD2	414	Utility2 Shelf Light
LSB24KS2	414	Utility2 Shelf Light
LSB24M2	415	Utility2 Shelf Light
LSB24MC2	415	Utility2 Shelf Light
LSB24MD2	415	Utility2 Shelf Light
LSB24MS2	415	Utility2 Shelf Light
LSB36K2	414	Utility2 Shelf Light

Style Number	Page	Description
LSB36KC2	414	Utility2 Shelf Light
LSB36KD2	414	Utility2 Shelf Light
LSB36KS2	414	Utility2 Shelf Light
LSB36M2	415	Utility2 Shelf Light
LSB36MC2	415	Utility2 Shelf Light
LSB36MD2	415	Utility2 Shelf Light
LSB36MS2	415	Utility2 Shelf Light
LSB48K2	414	Utility2 Shelf Light
LSB48KC2	414	Utility2 Shelf Light
LSB48KD2	414	Utility2 Shelf Light
LSB48KS2	414	Utility2 Shelf Light
LSB48M2	415	Utility2 Shelf Light
LSB48MC2	415	Utility2 Shelf Light
LSB48MD2	415	Utility2 Shelf Light
LSB48MS2	415	Utility2 Shelf Light
LSL18	418	LED Light
LSL18YA	418	LED Light
LSL18YB	418	LED Light
LSM24K	412	Standard Light
LSM24KC	412	Standard Light
LSM24KD	412	Standard Light
LSM36K	412	Standard Light
LSM36KC	412	Standard Light
LSM36KD	412	Standard Light
LSM48K	412	Standard Light
LSM48KC	412	Standard Light
LSM48KD	412	Standard Light
LT2	416	Underline Light
LT2CHI	416	Underline Light
PAB12	358	Attachment Cable
PAB12M	358	Attachment Cable
PAB6	356	Attachment Bracket
PAB7	356	Attachment Bracket
R30MBB	221, 271	Flexible Mb Surf
R36MBB	221, 271	Flexible Mb Surf
R42MBB	221, 271	Flexible Mb Surf
R48MBB	221, 271	Flexible Mb Surf
RAACB2401	356	Counterweight Package
RAACB3001	356	Counterweight Package
RAACB3601	356	Counterweight Package
RAACB4201	356	Counterweight Package
RAACT1	355	Counterweight Pkg
RAACT2	355	Counterweight Pkg
RAACT3	355	Counterweight Pkg
RAACW1	355	Counterweight Pkg
RAACW2	355	Counterweight Pkg
RAACW3	355	Counterweight Pkg
RAACW4	355	Counterweight Pkg
RAACW5	355	Counterweight Pkg
RAACW6	355	Counterweight Pkg
RAACW7	355	Counterweight Pkg
RAACW8	355	Counterweight Pkg
RAACWA	354	Counterweight Pkg
RAACWB	354	Counterweight Pkg
RAACWC	354	Counterweight Pkg

Style Number	Page	Description
RAACWD	354	Counterweight Pkg
RAACWE	354	Counterweight Pkg
RAACWF	354	Counterweight Pkg
RAACWG	354	Counterweight Pkg
RAACWH	354	Counterweight Pkg
RAACWJ	354	Counterweight Pkg
RAANBRK	357	Anchor Bracket Pkg
RAHF30	351	Hanging Folder Bars
RAHF36	351	Hanging Folder Bars
RAHF42	351	Hanging Folder Bars
RASTDIV30	353	Shelf Div Assembly
RASTDIV36	353	Shelf Div Assembly
RASTDIV42	353	Shelf Div Assembly
RATCL15108_	336	Square Edge Top
RATCL1548_	335	Square Edge Top
RATCL1560_	335	Square Edge Top
RATCL1566_	335	Square Edge Top
RATCL1572_	335	Square Edge Top
RATCL1578_	335	Square Edge Top
RATCL1584_	336	Square Edge Top
RATCL1590_	336	Square Edge Top
RATCL1596_	336	Square Edge Top
RATCL18108_	336	Square Edge Top
RATCL1860_	336	Square Edge Top
RATCL1866_	336	Square Edge Top
RATCL1872_	336	Square Edge Top
RATCL1878_	336	Square Edge Top
RATCL1884_	336	Square Edge Top
RATCL1890_	336	Square Edge Top
RATCL1896_	336	Square Edge Top
RATCL24108_	336	Square Edge Top
RATCL2460_	336	Square Edge Top
RATCL2466_	336	Square Edge Top
RATCL2472_	336	Square Edge Top
RATCL2490_	336	Square Edge Top
RATCL2496_	336	Square Edge Top
RATCL30108_	336	Square Edge Top
RATCL3048_	336	Square Edge Top
RATCL3060_	336	Square Edge Top
RATCL3066_	336	Square Edge Top
RATCL3072_	336	Square Edge Top
RATCL3078_	336	Square Edge Top
RATCL3084_	336	Square Edge Top
RATCL3090_	336	Square Edge Top
RATCL3096_	336	Square Edge Top
RATCL3636_	336	Square Edge Top
RATCL3672_	336	Square Edge Top
RATCL4836_	336	Square Edge Top
RATCL4872_	336	Square Edge Top
RATCTHAD	287	Common Top
RATCW1548_	337	Square Edge Top
RATCW1560_	337	Square Edge Top
RATCW1566_	337	Square Edge Top
RATCW1572_	337	Square Edge Top
RATCW1578_	337	Square Edge Top

▶**Style Number Index,** continued

Style Number	Page	Description
RATCW1584_	337	Square Edge Top
RATCW1590_	337	Square Edge Top
RATCW1596_	337	Square Edge Top
RATCW1860_	337	Square Edge Top
RATCW1866_	337	Square Edge Top
RATCW1872_	337	Square Edge Top
RATCW1878_	337	Square Edge Top
RATCW1884_	337	Square Edge Top
RATCW1890_	337	Square Edge Top
RATCW1896_	337	Square Edge Top
RATCW2460_	337	Square Edge Top
RATCW2466_	337	Square Edge Top
RATCW2472_	337	Square Edge Top
RATCW2490_	337	Square Edge Top
RATCW2496_	337	Square Edge Top
RATCW3048_	338	Square Edge Top
RATCW3060_	338	Square Edge Top
RATCW3066_	338	Square Edge Top
RATCW3072_	338	Square Edge Top
RATCW3078_	338	Square Edge Top
RATCW3084_	338	Square Edge Top
RATCW3090_	338	Square Edge Top
RATCW3096_	338	Square Edge Top
RATF1524	334	Steel Security Top
RATF1530	334	Steel Security Top
RATF1536	334	Steel Security Top
RATF1542	334	Steel Security Top
RATF1830F	334	Steel Security Top
RATF1830P	334	Steel Security Top
RATF1836F	334	Steel Security Top
RATF1836P	334	Steel Security Top
RATF1842F	334	Steel Security Top
RATF1842P	334	Steel Security Top
RATF2430F	334	Steel Security Top
RATF2430P	334	Steel Security Top
RATF2436F	334	Steel Security Top
RATF2436P	334	Steel Security Top
RATL1524_	335	Square Edge Top
RATL1530_	335	Square Edge Top
RATL1536_	335	Square Edge Top
RATL1542_	335	Square Edge Top
RATL1830_	335	Square Edge Top
RATL1836_	335	Square Edge Top
RATL1842_	335	Square Edge Top
RATL2430_	335	Square Edge Top
RATL2436_	335	Square Edge Top
RATW1524_	337	Square Edge Top
RATW1530_	337	Square Edge Top
RATW1536_	337	Square Edge Top
RATW1542_	337	Square Edge Top
RATW1830_	337	Square Edge Top
RATW1836_	337	Square Edge Top
RATW1842_	337	Square Edge Top
RATW2430_	337	Square Edge Top
RATW2436_	337	Square Edge Top

Style Number	Page	Description
RBB24AVR	258	Univ In the Case Bin
RBB24LAVR	259	Univ In the Case Bin
RBB24LMON	259	Univ In the Case Bin
RBB24LTAK	259	U In the Case Bin
RBB24LVIA	260	Univ Over the Case Bin
RBB24MON	258	Univ In the Case Bin
RBB24QAVR	253	Univ Over the Case Bin
RBB24QCAVR	255	Univ Over the Case Bin
RBB24QCMON	255	Univ Over the Case Bin
RBB24QCTAK	254	U Ovr the Case Bin
RBB24QCVIA	255	Univ Over the Case Bin
RBB24QMON	253	Univ Over the Case Bin
RBB24QTAK	253	U Ovr the Case Bin
RBB24QVIA	254	Univ Over the Case Bin
RBB24TAK	257	U In the Case Bin
RBB24VIA	258	Univ Over the Case Bin
RBB24WAVR	260	Univ In the Case Bin
RBB24WMON	261	Univ In the Case Bin
RBB24WTAK	260	U In the Case Bin
RBB24WVIA	261	Univ Over the Case Bin
RBB30AVR	258	Univ In the Case Bin
RBB30LAVR	259	Univ In the Case Bin
RBB30LMON	259	Univ In the Case Bin
RBB30LTAK	259	U In the Case Bin
RBB30LVIA	260	Univ Over the Case Bin
RBB30MON	258	Univ In the Case Bin
RBB30QAVR	253	Univ Over the Case Bin
RBB30QCAVR	255	Univ Over the Case Bin
RBB30QCMON	255	Univ Over the Case Bin
RBB30QCTAK	254	U Ovr the Case Bin
RBB30QCVIA	255	Univ Over the Case Bin
RBB30QMON	253	Univ Over the Case Bin
RBB30QTAK	253	U Ovr the Case Bin
RBB30QVIA	254	Univ Over the Case Bin
RBB30TAK	257	U In the Case Bin
RBB30VIA	258	Univ Over the Case Bin
RBB30WAVR	260	Univ In the Case Bin
RBB30WMON	261	Univ In the Case Bin
RBB30WTAK	260	U In the Case Bin
RBB30WVIA	261	Univ Over the Case Bin
RBB36AVR	258	Univ In the Case Bin
RBB36LAVR	259	Univ In the Case Bin
RBB36LMON	259	Univ In the Case Bin
RBB36LTAK	259	U In the Case Bin
RBB36LVIA	260	Univ Over the Case Bin
RBB36MON	258	Univ In the Case Bin
RBB36QAVR	253	Univ Over the Case Bin
RBB36QCAVR	255	Univ Over the Case Bin
RBB36QCMON	255	Univ Over the Case Bin
RBB36QCTAK	254	U Ovr the Case Bin
RBB36QCVIA	255	Univ Over the Case Bin
RBB36QMON	253	Univ Over the Case Bin
RBB36QTAK	253	U Ovr the Case Bin
RBB36QVIA	254	Univ Over the Case Bin
RBB36TAK	257	U In the Case Bin

Style Number	Page	Description
RBB36VIA	258	Univ Over the Case Bin
RBB36WAVR	260	Univ In the Case Bin
RBB36WMON	261	Univ In the Case Bin
RBB36WTAK	260	U In the Case Bin
RBB36WVIA	261	Univ Over the Case Bin
RBB42AVR	258	Univ In the Case Bin
RBB42LAVR	259	Univ In the Case Bin
RBB42LMON	259	Univ In the Case Bin
RBB42LTAK	259	U In the Case Bin
RBB42LVIA	260	Univ Over the Case Bin
RBB42MON	258	Univ In the Case Bin
RBB42QAVR	253	Univ Over the Case Bin
RBB42QCAVR	255	Univ Over the Case Bin
RBB42QCMON	255	Univ Over the Case Bin
RBB42QCTAK	254	U Ovr the Case Bin
RBB42QCVIA	255	Univ Over the Case Bin
RBB42QMON	253	Univ Over the Case Bin
RBB42QTAK	253	U Ovr the Case Bin
RBB42QVIA	254	Univ Over the Case Bin
RBB42TAK	257	U In the Case Bin
RBB42VIA	258	Univ Over the Case Bin
RBB42WAVR	260	Univ In the Case Bin
RBB42WMON	261	Univ In the Case Bin
RBB42WTAK	260	U In the Case Bin
RBB42WVIA	261	Univ Over the Case Bin
RBB48AVR	258	Univ In the Case Bin
RBB48LAVR	259	Univ In the Case Bin
RBB48LMON	259	Univ In the Case Bin
RBB48LTAK	259	U In the Case Bin
RBB48LVIA	260	Univ Over the Case Bin
RBB48MON	258	Univ In the Case Bin
RBB48QAVR	253	Univ Over the Case Bin
RBB48QCAVR	255	Univ Over the Case Bin
RBB48QCMON	255	Univ Over the Case Bin
RBB48QCTAK	254	U Ovr the Case Bin
RBB48QCVIA	255	Univ Over the Case Bin
RBB48QMON	253	Univ Over the Case Bin
RBB48QTAK	253	U Ovr the Case Bin
RBB48QVIA	254	Univ Over the Case Bin
RBB48TAK	257	U In the Case Bin
RBB48VIA	258	Univ Over the Case Bin
RBB48WAVR	260	Univ In the Case Bin
RBB48WMON	261	Univ In the Case Bin
RBB48WTAK	260	U Ovr the Case Bin
RBB48WVIA	261	Univ Over the Case Bin
RBB60AVR	258	Univ In the Case Bin
RBB60LAVR	259	Univ In the Case Bin
RBB60LMON	259	Univ In the Case Bin
RBB60LTAK	259	U In the Case Bin
RBB60LVIA	260	Univ Over the Case Bin
RBB60MON	258	Univ In the Case Bin
RBB60QAVR	253	Univ Over the Case Bin
RBB60QCAVR	255	Univ Over the Case Bin
RBB60QCMON	255	Univ Over the Case Bin
RBB60QCTAK	254	U Ovr the Case Bin
RBB60QCVIA	255	Univ Over the Case Bin
RBB60QMON	253	Univ Over the Case Bin
RBB60QTAK	253	U Ovr the Case Bin
RBB60QVIA	254	Univ Over the Case Bin
RBB60TAK	257	U In the Case Bin
RBB60VIA	258	Univ Over the Case Bin
RBB60WAVR	260	Univ In the Case Bin
RBB60WMON	261	Univ In the Case Bin
RBB60WTAK	260	U In the Case Bin
RBB60WVIA	261	Univ Over the Case Bin
RBB66AVR	258	Univ In the Case Bin
RBB66LAVR	259	Univ In the Case Bin
RBB66LMON	259	Univ In the Case Bin
RBB66LTAK	259	U In the Case Bin
RBB66LVIA	260	Univ Over the Case Bin
RBB66MON	258	Univ In the Case Bin
RBB66QAVR	253	Univ Over the Case Bin
RBB66QCAVR	255	Univ Over the Case Bin
RBB66QCMON	255	Univ Over the Case Bin
RBB66QCTAK	254	U Ovr the Case Bin
RBB66QCVIA	255	Univ Over the Case Bin
RBB66QMON	253	Univ Over the Case Bin
RBB66QTAK	253	U Ovr the Case Bin
RBB66QVIA	254	Univ Over the Case Bin
RBB66TAK	257	U In the Case Bin
RBB66VIA	258	Univ Over the Case Bin
RBB66WAVR	260	Univ In the Case Bin
RBB66WMON	261	Univ In the Case Bin
RBB66WTAK	260	U In the Case Bin
RBB66WVIA	261	Univ Over the Case Bin
RBB72AVR	258	Univ In the Case Bin
RBB72LAVR	259	Univ In the Case Bin
RBB72LMON	259	Univ In the Case Bin
RBB72LTAK	259	U In the Case Bin
RBB72LVIA	260	Univ Over the Case Bin
RBB72MON	258	Univ In the Case Bin
RBB72QAVR	253	Univ Over the Case Bin
RBB72QCAVR	255	Univ Over the Case Bin
RBB72QCMON	255	Univ Over the Case Bin
RBB72QCTAK	254	U Ovr the Case Bin
RBB72QCVIA	255	Univ Over the Case Bin
RBB72QMON	253	Univ Over the Case Bin
RBB72QTAK	253	U Ovr the Case Bin
RBB72QVIA	254	Univ Over the Case Bin
RBB72TAK	257	U In the Case Bin
RBB72VIA	258	Univ Over the Case Bin
RBB72WAVR	260	Univ In the Case Bin
RBB72WMON	261	Univ In the Case Bin
RBB72WTAK	260	U In the Case Bin
RBB72WVIA	261	Univ Over the Case Bin
RBC15242A	331	Univ Bookcase
RBC15243A	331	Univ Bookcase
RBC15244A	331	Univ Bookcase
RBC15245A	331	Univ Bookcase
RBC15246A	331	Univ Bookcase

Style Number	Page	Description
RBC15302A	331	Univ Bookcase
RBC15303A	331	Univ Bookcase
RBC15304A	331	Univ Bookcase
RBC15305A	331	Univ Bookcase
RBC15306A	331	Univ Bookcase
RBC15362A	331	Univ Bookcase
RBC15363A	331	Univ Bookcase
RBC15364A	331	Univ Bookcase
RBC15365A	331	Univ Bookcase
RBC15366A	331	Univ Bookcase
RBC15422A	331	Univ Bookcase
RBC15423A	331	Univ Bookcase
RBC15424A	331	Univ Bookcase
RBC15425A	331	Univ Bookcase
RBC15426A	331	Univ Bookcase
RBKHWM24	265	Wall Bracket
RBKHWM30	265	Wall Bracket
RBKHWM36	265	Wall Bracket
RBKHWM42	265	Wall Bracket
RBKHWM48	265	Wall Bracket
RBKHWM60	265	Wall Bracket
RBKHWM70	265	Wall Bracket
RBKHWM72	265	Wall Bracket
RBKVOFM	266	Vert Off-Module Brkt
RBKVOFMVIA	267	Vertical Off-Module Brkt for V.I.A.
RCC18304A_	319	Univ Combination Cabinet
RCC18304D_	319	Univ Combination Cabinet
RCC18305E_	319	Univ Combination Cabinet
RCC18305H_	319	Univ Combination Cabinet
RCC18305J_	320	Univ Combination Cabinet
RCC18305M_	320	Univ Combination Cabinet
RCC18306N_	320	Univ Combination Cabinet
RCC18306R_	320	Univ Combination Cabinet
RCC18306S_	321	Univ Combination Cabinet
RCC18306V_	321	Univ Combination Cabinet
RCC18364A_	319	Univ Combination Cabinet
RCC18364D_	319	Univ Combination Cabinet
RCC18365E_	319	Univ Combination Cabinet
RCC18365H_	319	Univ Combination Cabinet
RCC18365J_	320	Univ Combination Cabinet
RCC18365M_	320	Univ Combination Cabinet
RCC18366N_	320	Univ Combination Cabinet
RCC18366R_	320	Univ Combination Cabinet
RCC18366S_	321	Univ Combination Cabinet
RCC18366V_	321	Univ Combination Cabinet
RCC18424A_	319	Univ Combination Cabinet
RCC18424D_	319	Univ Combination Cabinet
RCC18425E_	319	Univ Combination Cabinet
RCC18425H_	319	Univ Combination Cabinet
RCC18425J_	320	Univ Combination Cabinet
RCC18425M_	320	Univ Combination Cabinet
RCC18426N_	320	Univ Combination Cabinet
RCC18426R_	320	Univ Combination Cabinet
RCC18426S_	321	Univ Combination Cabinet
RCC18426V_	321	Univ Combination Cabinet

Style Number	Page	Description
RCC24304A_	319	Univ Combination Cabinet
RCC24304D_	319	Univ Combination Cabinet
RCC24305E_	319	Univ Combination Cabinet
RCC24305H_	319	Univ Combination Cabinet
RCC24305J_	320	Univ Combination Cabinet
RCC24305M_	320	Univ Combination Cabinet
RCC24306N_	320	Univ Combination Cabinet
RCC24306R_	320	Univ Combination Cabinet
RCC24306S_	321	Univ Combination Cabinet
RCC24306V_	321	Univ Combination Cabinet
RCC24364A_	319	Univ Combination Cabinet
RCC24364D_	319	Univ Combination Cabinet
RCC24365E_	319	Univ Combination Cabinet
RCC24365H_	319	Univ Combination Cabinet
RCC24365J_	320	Univ Combination Cabinet
RCC24365M_	320	Univ Combination Cabinet
RCC24366N_	320	Univ Combination Cabinet
RCC24366R_	320	Univ Combination Cabinet
RCC24366S_	321	Univ Combination Cabinet
RCC24366V_	321	Univ Combination Cabinet
RCH1715	249	Basic Cushion
RCH1830	282	Basic Cushion
RCH1836	282	Basic Cushion
RCH1842	282	Basic Cushion
RCH1915	216	Basic Cushion
RCH2215	216	Basic Cushion
RCH2315	249	Basic Cushion
RCH2430	282	Basic Cushion
RCH2436	282	Basic Cushion
RDD182448LA_	295	U Dual Door Tower
RDD182448LB_	296	U Dual Door Tower
RDD182448RA_	298	U Dual Door Tower
RDD182448RB_	298	U Dual Door Tower
RDD18244LA_	296	U Dual Door Tower
RDD18244LB_	296	U Dual Door Tower
RDD18244RA_	298	U Dual Door Tower
RDD18244RB_	299	U Dual Door Tower
RDD18245LC_	297	U Dual Door Tower
RDD18245LD_	297	U Dual Door Tower
RDD18245RC_	299	U Dual Door Tower
RDD18245RD_	299	U Dual Door Tower
RDD242448LA_	295	U Dual Door Tower
RDD242448LB_	296	U Dual Door Tower
RDD242448RA_	298	U Dual Door Tower
RDD242448RB_	298	U Dual Door Tower
RDD24244LA_	296	U Dual Door Tower
RDD24244LB_	296	U Dual Door Tower
RDD24244RA_	298	U Dual Door Tower
RDD24244RB_	299	U Dual Door Tower
RDD24245LC_	297	U Dual Door Tower
RDD24245LD_	297	U Dual Door Tower
RDD24245RC_	299	U Dual Door Tower
RDD24245RD_	299	U Dual Door Tower
RDIV	265	Dividers
RDS24AVR	264	Univ Personal Shelf

Style Number	Page	Description
RDS24TAK	264	U Personal Shelf
RDS30AVR	264	Univ Personal Shelf
RDS30TAK	264	U Personal Shelf
RDS36AVR	264	Univ Personal Shelf
RDS36TAK	264	U Personal Shelf
RDS42AVR	264	Univ Personal Shelf
RDS42TAK	264	U Personal Shelf
RDS48AVR	264	Univ Personal Shelf
RDS48TAK	264	U Personal Shelf
RDV1506	208, 350	Dividers
RDV1512	208, 350	Dividers
RDV151210	208, 350	Dividers
REAWAK	391	Cabinet Attachment Kit
REBC153042	390	Univ Lam Enhanced Bookcase
REBC153048	390	Univ Lam Enhanced Bookcase
REBC153054	390	Univ Lam Enhanced Bookcase
REBC153066	390	Univ Lam Enhanced Bookcase
REBC153072	390	Univ Lam Enhanced Bookcase
REBC153642	390	Univ Lam Enhanced Bookcase
REBC153648	390	Univ Lam Enhanced Bookcase
REBC153654	390	Univ Lam Enhanced Bookcase
REBC153666	390	Univ Lam Enhanced Bookcase
REBC153672	390	Univ Lam Enhanced Bookcase
RECR1821QQHAD	376	Univ Lam Enhcd Credenza
RECR184221BFL	375	Univ Lam Enhanced Credenza
RECR184221BFR	375	Univ Lam Enhanced Credenza
RECR184821BFL	375	Univ Lam Enhanced Credenza
RECR184821BFR	375	Univ Lam Enhanced Credenza
RECR184821QQ	375	Univ Lam Enhanced Credenza
RECR186021BFL	375	Univ Lam Enhanced Credenza
RECR186021BFR	375	Univ Lam Enhanced Credenza
RECR186021QQ	375	Univ Lam Enhanced Credenza
RECR187221BFL	375	Univ Lam Enhanced Credenza
RECR187221BFR	375	Univ Lam Enhanced Credenza
RECR187221QQ	375	Univ Lam Enhanced Credenza
REDD182442BFL	383	Univ Lam Enhanced Dual Door Tower
REDD182442BFR	383	Univ Lam Enhanced Dual Door Tower
REDD182442FFL	383	Univ Lam Enhanced Dual Door Tower
REDD182442FFR	383	Univ Lam Enhanced Dual Door Tower
REDD182448BFL	383	Univ Lam Enhanced Dual Door Tower
REDD182448BFR	383	Univ Lam Enhanced Dual Door Tower
REDD182448FFL	383	Univ Lam Enhanced Dual Door Tower
REDD182448FFR	383	Univ Lam Enhanced Dual Door Tower
REDD182454BFL	383	Univ Lam Enhanced Dual Door Tower
REDD182454BFR	383	Univ Lam Enhanced Dual Door Tower
REDD182454FFL	383	Univ Lam Enhanced Dual Door Tower
REDD182454FFR	383	Univ Lam Enhanced Dual Door Tower
REDD182466BFL	383	Univ Lam Enhanced Dual Door Tower
REDD182466BFR	383	Univ Lam Enhanced Dual Door Tower
REDD182466FFL	383	Univ Lam Enhanced Dual Door Tower
REDD182466FFR	383	Univ Lam Enhanced Dual Door Tower
REDD242442BFL	383	Univ Lam Enhanced Dual Door Tower
REDD242442BFR	383	Univ Lam Enhanced Dual Door Tower
REDD242442FFL	383	Univ Lam Enhanced Dual Door Tower
REDD242442FFR	383	Univ Lam Enhanced Dual Door Tower
REDD242448BFL	383	Univ Lam Enhanced Dual Door Tower
REDD242448BFR	383	Univ Lam Enhanced Dual Door Tower
REDD242448FFL	383	Univ Lam Enhanced Dual Door Tower
REDD242448FFR	383	Univ Lam Enhanced Dual Door Tower
REDD242454BFL	383	Univ Lam Enhanced Dual Door Tower
REDD242454BFR	383	Univ Lam Enhanced Dual Door Tower
REDD242454FFL	383	Univ Lam Enhanced Dual Door Tower
REDD242454FFR	383	Univ Lam Enhanced Dual Door Tower
REDD242466BFL	383	Univ Lam Enhanced Dual Door Tower
REDD242466BFR	383	Univ Lam Enhanced Dual Door Tower
REDD242466FFL	383	Univ Lam Enhanced Dual Door Tower
REDD242466FFR	383	Univ Lam Enhanced Dual Door Tower
REHB153615	366	Univ Lam Enhanced Hinged Door Overhead
REHB154215	366	Univ Lam Enhanced Hinged Door Overhead
REHB154815	366	Univ Lam Enhanced Hinged Door Overhead
REHB155415	366	Univ Lam Enhanced Hinged Door Overhead
REHB156015	366	Univ Lam Enhanced Hinged Door Overhead
REHB156615	366	Univ Lam Enhanced Hinged Door Overhead
REHB157215	366	Univ Lam Enhanced Hinged Door Overhead
RELF1830272DRW	389	Univ Lam Enhanced Lat File
RELF1830413DRW	389	Univ Lam Enhanced Lat File
RELF1830514DRW	389	Univ Lam Enhanced Lat File
RELF1836272DRW	389	Univ Lam Enhanced Lat File
RELF1836413DRW	389	Univ Lam Enhanced Lat File
RELF1836514DRW	389	Univ Lam Enhanced Lat File
RELF2430272DRW	389	Univ Lam Enhanced Lat File
RELF2436272DRW	389	Univ Lam Enhanced Lat File
RELS1815QHAD	373	Univ Lam Enhcd One-High Storage
RELS1821QQHAD	373	Univ Lam Enhcd 1.5-High Storage
RELS183015F	371	Univ Lam Enhanced One-High Lat File
RELS183015Q	371	Univ Lam Enhanced One-High Lat File
RELS183021BF	371	Univ Lam Enhanced 1.5-High Lat File
RELS183021QF	371	Univ Lam Enhanced 1.5-High Lat File
RELS183021QQ	371	Univ Lam Enhanced 1.5-High Lat File
RELS183027H	372	Univ Lam Enhanced Two-High Lat File
RELS183027HT	372	Univ Lam Enhanced Two-High Lat File
RELS183027QQ	372	Univ Lam Enhanced 1.5-High Lat File
RELS183615F	371	Univ Lam Enhanced One-High Lat File
RELS183615Q	371	Univ Lam Enhanced One-High Lat File
RELS183621BF	371	Univ Lam Enhanced 1.5-High Lat File
RELS183621QF	371	Univ Lam Enhanced 1.5-High Lat File
RELS183621QQ	371	Univ Lam Enhanced 1.5-High Lat File
RELS183627H	372	Univ Lam Enhanced Two-High Lat File
RELS183627HT	372	Univ Lam Enhanced Two-High Lat File
RELS183627QQ	372	Univ Lam Enhanced 1.5-High Lat File
RELS184215Q	371	Univ Lam Enhanced One-High Lat File
RELS184221QQ	371	Univ Lam Enhanced 1.5-High Lat File
RELS184227QQ	372	Univ Lam Enhanced 1.5-High Lat File
RELS243015F	371	Univ Lam Enhanced One-High Lat File
RELS243015Q	371	Univ Lam Enhanced One-High Lat File
RELS243021BF	371	Univ Lam Enhanced 1.5-High Lat File
RELS243021QF	371	Univ Lam Enhanced 1.5-High Lat File
RELS243021QQ	371	Univ Lam Enhanced 1.5-High Lat File
RELS243027H	372	Univ Lam Enhanced Two-High Lat File
RELS243027HT	372	Univ Lam Enhanced Two-High Lat File

▶**Style Number Index,** continued

Style Number	Page	Description
RELS243027QQ	372	Univ Lam Enhanced 1.5-High Lat File
RELS243615F	371	Univ Lam Enhanced One-High Lat File
RELS243615Q	371	Univ Lam Enhanced One-High Lat File
RELS243621BF	371	Univ Lam Enhanced 1.5-High Lat File
RELS243621QF	371	Univ Lam Enhanced 1.5-High Lat File
RELS243621QQ	371	Univ Lam Enhanced 1.5-High Lat File
RELS243627H	372	Univ Lam Enhanced Two-High Lat File
RELS243627HT	372	Univ Lam Enhanced Two-High Lat File
RELS243627QQ	372	Univ Lam Enhanced 1.5-High Lat File
REPD181027DL	361	Univ Fixed Lam Enhanced Pedestal
REPD181027DR	361	Univ Fixed Lam Enhanced Pedestal
REPD181227BBF	361	Univ Fixed Lam Enhanced Pedestal
REPD181227FF	361	Univ Fixed Lam Enhanced Pedestal
REPD181523BFM	363	Univ Mobile Lam Enhanced Pedestal
REPD181527BBF	361	Univ Fixed Lam Enhanced Pedestal
REPD181527FF	361	Univ Fixed Lam Enhanced Pedestal
REPD241027DL	361	Univ Fixed Lam Enhanced Pedestal
REPD241027DR	361	Univ Fixed Lam Enhanced Pedestal
REPD241227BBF	361	Univ Fixed Lam Enhanced Pedestal
REPD241227FF	361	Univ Fixed Lam Enhanced Pedestal
REPD241521BF	361	Univ Fixed Lam Enhanced Pedestal
REPD241527BBF	361	Univ Fixed Lam Enhanced Pedestal
REPD241527FF	361	Univ Fixed Lam Enhanced Pedestal
REPD301527BBF	361	Univ Fixed Lam Enhanced Pedestal
REPD301527FF	361	Univ Fixed Lam Enhanced Pedestal
REPXF15	378	Univ Lam Enhcd One-High Filler Panel
REPXF21	378	Univ Lam Enhcd 1.5-High Filler Panel
REPXF27	378	Univ Lam Enhcd Two-High Filler Panel
REPXTC1815	363	Univ Ped Lam Enhanced Cushion Top
REQB153615	366	Univ Lam Enhanced Open Overhead
REQB153615S	366	Univ Lam Enhanced Open/Shared Overhead
REQB15368	368	Univ Lam Enhanced Organizer
REQB15368S	368	Univ Lam Enhanced Organizer
REQB154215	366	Univ Lam Enhanced Open Overhead
REQB154215S	366	Univ Lam Enhanced Open/Shared Overhead
REQB15428	368	Univ Lam Enhanced Organizer
REQB15428S	368	Univ Lam Enhanced Organizer
REQB154815	366	Univ Lam Enhanced Open Overhead
REQB154815S	366	Univ Lam Enhanced Open/Shared Overhead
REQB15488	368	Univ Lam Enhanced Organizer
REQB15488S	368	Univ Lam Enhanced Organizer
REQB155415	366	Univ Lam Enhanced Open Overhead
REQB155415S	366	Univ Lam Enhanced Open/Shared Overhead
REQB15548	368	Univ Lam Enhanced Organizer
REQB15548S	368	Univ Lam Enhanced Organizer
REQB156015	366	Univ Lam Enhanced Open Overhead
REQB156015S	366	Univ Lam Enhanced Open/Shared Overhead
REQB15608	368	Univ Lam Enhanced Organizer
REQB15608S	368	Univ Lam Enhanced Organizer
REQB156115AB	367	Univ Lam Enhcd Overhead W/Open Front
REQB156115SAB	367	Univ Lam Enhcd Overhead W/Open Front
REQB15618AB	369	Univ Lam Enhanced Organizer
REQB15618SAB	369	Univ Lam Enhanced Organizer
REQB156315AB	367	Univ Lam Enhcd Overhead W/Open Front
REQB156315SAB	367	Univ Lam Enhcd Overhead W/Open Front

Style Number	Page	Description
REQB15638AB	369	Univ Lam Enhanced Organizer
REQB15638SAB	369	Univ Lam Enhanced Organizer
REQB156615	366	Univ Lam Enhanced Open Overhead
REQB156615S	366	Univ Lam Enhanced Open/Shared Overhead
REQB15668	368	Univ Lam Enhanced Organizer
REQB15668S	368	Univ Lam Enhanced Organizer
REQB156715AB	367	Univ Lam Enhcd Overhead W/Open Front
REQB156715SAB	367	Univ Lam Enhcd Overhead W/Open Front
REQB15678AB	369	Univ Lam Enhanced Organizer
REQB15678SAB	369	Univ Lam Enhanced Organizer
REQB156915AB	367	Univ Lam Enhcd Overhead W/Open Front
REQB156915SAB	367	Univ Lam Enhcd Overhead W/Open Front
REQB15698AB	369	Univ Lam Enhanced Organizer
REQB15698SAB	369	Univ Lam Enhanced Organizer
REQB157215	366	Univ Lam Enhanced Open Overhead
REQB157215S	366	Univ Lam Enhanced Open/Shared Overhead
REQB15728	368	Univ Lam Enhanced Organizer
REQB15728S	368	Univ Lam Enhanced Organizer
REQB157315AB	367	Univ Lam Enhcd Overhead W/Open Front
REQB157315SAB	367	Univ Lam Enhcd Overhead W/Open Front
REQB15738AB	369	Univ Lam Enhanced Organizer
REQB15738SAB	369	Univ Lam Enhanced Organizer
REQB157515AB	367	Univ Lam Enhcd Overhead W/Open Front
REQB157515SAB	367	Univ Lam Enhcd Overhead W/Open Front
REQB15758AB	369	Univ Lam Enhanced Organizer
REQB15758SAB	369	Univ Lam Enhanced Organizer
RESA242442BBFL	385	Univ Lam Enhanced Open Side Tower
RESA242442BBFR	385	Univ Lam Enhanced Open Side Tower
RESA242442FFL	385	Univ Lam Enhanced Open Side Tower
RESA242442FFR	385	Univ Lam Enhanced Open Side Tower
RESA242448BBFL	385	Univ Lam Enhanced Open Side Tower
RESA242448BBFR	385	Univ Lam Enhanced Open Side Tower
RESA242448FFL	385	Univ Lam Enhanced Open Side Tower
RESA242448FFR	385	Univ Lam Enhanced Open Side Tower
RESA242454BBFL	385	Univ Lam Enhanced Open Side Tower
RESA242454BBFR	385	Univ Lam Enhanced Open Side Tower
RESA242454FFL	385	Univ Lam Enhanced Open Side Tower
RESA242454FFR	385	Univ Lam Enhanced Open Side Tower
RESA242466BBFL	385	Univ Lam Enhanced Open Side Tower
RESA242466BBFR	385	Univ Lam Enhanced Open Side Tower
RESA242466FFL	385	Univ Lam Enhanced Open Side Tower
RESA242466FFR	385	Univ Lam Enhanced Open Side Tower
RESB153615	364	Univ Lam Enhanced Sliding Door Overhead
RESB153615S	365	Univ Lam En Sliding Door/Shared Overhead
RESB154215	364	Univ Lam Enhanced Sliding Door Overhead
RESB154215S	365	Univ Lam Enh Sliding Door/Shared Overhead
RESB154815	364	Univ Lam Enhanced Sliding Door Overhead
RESB154815S	365	Univ Lam Enh Sliding Door/Shared Overhead
RESB155415	364	Univ Lam Enhanced Sliding Door Overhead
RESB155415S	365	Univ Lam Enh Sliding Door/Shared Overhead
RESB156015	364	Univ Lam Enhanced Sliding Door Overhead
RESB156015S	365	Univ Lam Enhanced Sliding Dr/Shrd Overhead
RESB156115AB	365	Univ Lam Enhcd Overhead W/Sliding Door
RESB156115SAB	365	Univ Lam Enhcd Overhead W/Sliding Door
RESB156315AB	365	Univ Lam Enhcd Overhead W/Sliding Door

Style Number	Page	Description
RESB156315SAB	365	Univ Lam Enhcd Overhead W/Sliding Door
RESB156615	364	Univ Lam Enhanced Sliding Door Overhead
RESB156615S	365	Univ Lam Enh Sliding Door/Shared Overhead
RESB156715AB	365	Univ Lam Enhcd Overhead W/Sliding Door
RESB156715SAB	365	Univ Lam Enhcd Overhead W/Sliding Door
RESB156915AB	365	Univ Lam Enhcd Overhead W/Sliding Door
RESB156915SAB	365	Univ Lam Enhcd Overhead W/Sliding Door
RESB157215	364	Univ Lam Enhanced Sliding Door Overhead
RESB157215S	365	Univ Lam Enhanced Sliding Dr/Shrd Overhead
RESB157315AB	365	Univ Lam Enhcd Overhead W/Sliding Door
RESB157315SAB	365	Univ Lam Enhcd Overhead W/Sliding Door
RESB157515AB	365	Univ Lam Enhcd Overhead W/Sliding Door
RESB157515SAB	365	Univ Lam Enhcd Overhead W/Sliding Door
RESD241542BFL	381	Univ Lam Enhanced Single Door Tower
RESD241542BFR	381	Univ Lam Enhanced Single Door Tower
RESD241542FFL	381	Univ Lam Enhanced Single Door Tower
RESD241542FFR	381	Univ Lam Enhanced Single Door Tower
RESD241548BFL	381	Univ Lam Enhanced Single Door Tower
RESD241548BFR	381	Univ Lam Enhanced Single Door Tower
RESD241548FFL	381	Univ Lam Enhanced Single Door Tower
RESD241548FFR	381	Univ Lam Enhanced Single Door Tower
RESD241554BFL	381	Univ Lam Enhanced Single Door Tower
RESD241554BFR	381	Univ Lam Enhanced Single Door Tower
RESD241554FFL	381	Univ Lam Enhanced Single Door Tower
RESD241554FFR	381	Univ Lam Enhanced Single Door Tower
RESD241566BFL	381	Univ Lam Enhanced Single Door Tower
RESD241566BFR	381	Univ Lam Enhanced Single Door Tower
RESD241566FFL	381	Univ Lam Enhanced Single Door Tower
RESD241566FFR	381	Univ Lam Enhanced Single Door Tower
RETCTHADP	377	Universal Laminate Enhanced Top
REWC181242L	387	Univ Lam Enhanced Wardrobe Cabinet
REWC181242R	387	Univ Lam Enhanced Wardrobe Cabinet
REWC181248L	387	Univ Lam Enhanced Wardrobe Cabinet
REWC181248R	387	Univ Lam Enhanced Wardrobe Cabinet
REWC181254L	387	Univ Lam Enhanced Wardrobe Cabinet
REWC181254R	387	Univ Lam Enhanced Wardrobe Cabinet
REWC241242L	387	Univ Lam Enhanced Wardrobe Cabinet
REWC241242R	387	Univ Lam Enhanced Wardrobe Cabinet
REWC241248L	387	Univ Lam Enhanced Wardrobe Cabinet
REWC241248R	387	Univ Lam Enhanced Wardrobe Cabinet
REWC241254L	387	Univ Lam Enhanced Wardrobe Cabinet
REWC241254R	387	Univ Lam Enhanced Wardrobe Cabinet
RFF24244LR_	301	U Full Front Tower
RFF24244LS_	301	U Full Front Tower
RFF24244LT_	301	U Full Front Tower
RFF24244RR_	302	U Full Front Tower
RFF24244RS_	302	U Full Front Tower
RFF24244RT_	302	U Full Front Tower
RFF24245LU_	302	U Full Front Tower
RFF24245LV_	302	U Full Front Tower
RFF24245LW_	303	U Full Front Tower
RFF24245RU_	303	U Full Front Tower
RFF24245RV_	303	U Full Front Tower
RFF24245RW_	303	U Full Front Tower
RLF18301_	277	U One-High Lat File
RLF18301A_	277	U 1.5-High Lat File
RLF18301B_	277	U 1.5-High Lat File
RLF18301C_	278	U 1.5-High Lat File
RLF18301D_	278	U 1.5-High Lat File
RLF18302_	278	U Lat File
RLF18303_	314	Univ Lat File
RLF18304_	314	Univ Lat File
RLF18305_	315	Univ Lat File
RLF18361_	277	U One-High Lat File
RLF18361A_	277	U 1.5-High Lat File
RLF18361B_	277	U 1.5-High Lat File
RLF18361C_	278	U 1.5-High Lat File
RLF18361D_	278	U 1.5-High Lat File
RLF18362_	278	U Lat File
RLF18363_	314	Univ Lat File
RLF18364_	314	Univ Lat File
RLF18365_	315	Univ Lat File
RLF18421_	277	U One-High Lat File
RLF18421A_	277	U 1.5-High Lat File
RLF18421B_	277	U 1.5-High Lat File
RLF18421C_	278	U 1.5-High Lat File
RLF18421D_	278	U 1.5-High Lat File
RLF18422_	278	U Lat File
RLF18423_	314	Univ Lat File
RLF18424_	314	Univ Lat File
RLF18425_	315	Univ Lat File
RLF24301_	277	U One-High Lat File
RLF24301A_	277	U 1.5-High Lat File
RLF24301B_	277	U 1.5-High Lat File
RLF24301C_	278	U 1.5-High Lat File
RLF24301D_	278	U 1.5-High Lat File
RLF24302_	278	U Lat File
RLF24303_	314	Univ Lat File
RLF24304_	314	Univ Lat File
RLF24305_	315	Univ Lat File
RLF24361_	277	U One-High Lat File
RLF24361A_	277	U 1.5-High Lat File
RLF24361B_	277	U 1.5-High Lat File
RLF24361C_	278	U 1.5-High Lat File
RLF24361D_	278	U 1.5-High Lat File
RLF24362_	278	U Lat File
RLF24363_	314	Univ Lat File
RLF24364_	314	Univ Lat File
RLF24365_	315	Univ Lat File
RPCW	244	U Ped Counterwght
RPDC1830_	281	Cushion Top
RPDC1836_	281	Cushion Top
RPDC1842_	281	Cushion Top
RPDC2430_	281	Cushion Top
RPDC2436_	281	Cushion Top
RPF1825A_	243	U Fixed Pedestal
RPF1825B_	243	U Fixed Pedestal
RPF1827A_	243	U Fixed Pedestal
RPF1827B_	243	U Fixed Pedestal
RPF2425A_	243	U Fixed Pedestal

▶**Style Number Index,** continued **497**

Style Number	Page	Description
RPF2425B_	243	U Fixed Pedestal
RPF2427A_	243	U Fixed Pedestal
RPF2427B_	243	U Fixed Pedestal
RPF3025A_	243	U Fixed Pedestal
RPF3025B_	243	U Fixed Pedestal
RPF3027A_	243	U Fixed Pedestal
RPF3027B_	243	U Fixed Pedestal
RPM1821C_	248	U Mobile Pedestal
RPM1827A_	248	U Mobile Pedestal
RPM1827B_	248	U Mobile Pedestal
RPM2421C_	248	U Mobile Pedestal
RPM2427A_	248	U Mobile Pedestal
RPM2427B_	248	U Mobile Pedestal
RPULL15W	354	Wood Drawer Pull
RPULL30W	354	Wood Drawer Pull
RPULL36W	354	Wood Drawer Pull
RPULL42W	354	Wood Drawer Pull
RPXCK2518F	245	U Conv Kit
RPXCK2518P	245	U Conv Kit
RPXCK2524F	245	U Conv Kit
RPXCK2524P	245	U Conv Kit
RPXCK2530F	245	U Conv Kit
RPXCK2530P	245	U Conv Kit
RPXCK2718F	245	U Conv Kit
RPXCK2718P	245	U Conv Kit
RPXCK2724F	245	U Conv Kit
RPXCK2724P	245	U Conv Kit
RPXCK2730F	245	U Conv Kit
RPXCK2730P	245	U Conv Kit
RPXDPT	209, 351	Pencil Tray
RPXDRS	351	Reference Shelf
RPXFAVPP	244	Univ Ped Filler
RPXFHAD	289	Filler
RPXFMONFP	244	Univ Ped Filler
RPXFMONPP	244	Univ Ped Filler
RPXFMONPPOM	244	Univ Ped Filler
RPXFTAKFP	244	U Fil Prd Frnt Ped
RPXFTAKPP	244	U Fil Prd Frnt Ped
RPXSHAD	288	Shroud
RPXTC24F	248	U Ped Cushion Top
RPXTC24P	248	U Ped Cushion Top
RPXTCH24F	248	U Ped Cushion Top
RPXTCH24P	248	U Ped Cushion Top
RQS182448LA_	292	U Open Side Tower
RQS182448RA_	293	U Open Side Tower
RQS18244LA_	292	U Open Side Tower
RQS18244RA_	293	U Open Side Tower
RQS18245LC_	292	U Open Side Tower
RQS18245RC_	293	U Open Side Tower
RQS242448LA_	292	U Open Side Tower
RQS242448RA_	293	U Open Side Tower
RQS24244LA_	292	U Open Side Tower
RQS24244RA_	293	U Open Side Tower
RQS24245LC_	292	U Open Side Tower
RQS24245RC_	293	U Open Side Tower

Style Number	Page	Description
RQS302448LA_	292	U Open Side Tower
RQS302448RA_	293	U Open Side Tower
RQS30244LA_	292	U Open Side Tower
RQS30244RA_	293	U Open Side Tower
RQS30245LC_	292	U Open Side Tower
RQS30245RC_	293	U Open Side Tower
RSB36AVR	251	Univ Sliding Door Bin w/Steel Frnt
RSB36LAVR	251	Univ Sliding Door Bin W/Lam Frnt
RSB36LMON	251	Univ Sliding Door Bin W/Wood Frnt
RSB36LTAK	251	U Sld Dr Bin Lam Frnt
RSB36LVIA	251	Univ Sliding Door Bin W/Wood Frnt
RSB36MON	251	Univ Sliding Door Bin w/Steel Frnt
RSB36TAK	251	U Sldg Dr Bin Stl Frnt
RSB36VIA	251	Univ Sliding Door Bin w/Steel Frnt
RSB36WAVR	251	Univ Sliding Door Bin w/Wood Frnt
RSB36WMON	251	Univ Sliding Door Bin w/Wood Frnt
RSB36WTAK	251	U Sldg Dr Bin Wd Frnt
RSB36WVIA	251	Univ Sliding Door Bin w/Wood Frnt
RSB42AVR	251	Univ Sliding Door Bin w/Steel Frnt
RSB42LAVR	251	Univ Sliding Door Bin W/Lam Frnt
RSB42LMON	251	Univ Sliding Door Bin W/Wood Frnt
RSB42LTAK	251	U Sld Dr Bin Lam Frnt
RSB42LVIA	251	Univ Sliding Door Bin W/Wood Frnt
RSB42MON	251	Univ Sliding Door Bin w/Steel Frnt
RSB42TAK	251	U Sldg Dr Bin Stl Frnt
RSB42VIA	251	Univ Sliding Door Bin w/Steel Frnt
RSB42WAVR	251	Univ Sliding Door Bin w/Wood Frnt
RSB42WMON	251	Univ Sliding Door Bin w/Wood Frnt
RSB42WTAK	251	U Sldg Dr Bin Wd Frnt
RSB42WVIA	251	Univ Sliding Door Bin w/Steel Frnt
RSB48AVR	251	Univ Sliding Door Bin w/Steel Frnt
RSB48LAVR	251	Univ Sliding Door Bin W/Lam Frnt
RSB48LMON	251	Univ Sliding Door Bin W/Wood Frnt
RSB48LTAK	251	U Sld Dr Bin Lam Frnt
RSB48LVIA	251	Univ Sliding Door Bin W/Wood Frnt
RSB48MON	251	Univ Sliding Door Bin w/Steel Frnt
RSB48TAK	251	U Sldg Dr Bin Stl Frnt
RSB48VIA	251	Univ Sliding Door Bin w/Steel Frnt
RSB48WAVR	251	Univ Sliding Door Bin w/Wood Frnt
RSB48WMON	251	Univ Sliding Door Bin w/Wood Frnt
RSB48WTAK	251	U Sldg Dr Bin Wd Frnt
RSB48WVIA	251	Univ Sliding Door Bin w/Wood Frnt
RSB60AVR	251	Univ Sliding Door Bin w/Steel Frnt
RSB60LAVR	251	Univ Sliding Door Bin W/Lam Frnt
RSB60LMON	251	Univ Sliding Door Bin W/Wood Frnt
RSB60LTAK	251	U Sld Dr Bin Lam Frnt
RSB60LVIA	251	Univ Sliding Door Bin W/Wood Frnt
RSB60MON	251	Univ Sliding Door Bin w/Steel Frnt
RSB60TAK	251	U Sldg Dr Bin Stl Frnt
RSB60VIA	251	Univ Sliding Door Bin w/Steel Frnt
RSB60WAVR	251	Univ Sliding Door Bin w/Wood Frnt
RSB60WMON	251	Univ Sliding Door Bin w/Wood Frnt
RSB60WTAK	251	U Sldg Dr Bin Wd Frnt
RSB60WVIA	251	Univ Sliding Door Bin w/Wood Frnt
RSB66AVR	251	Univ Sliding Door Bin w/Steel Frnt

Style Number	Page	Description
RSB66LAVR	251	Univ Sliding Door Bin W/Lam Frnt
RSB66LMON	251	Univ Sliding Door Bin W/Wood Frnt
RSB66LTAK	251	U Sld Dr Bin Lam Frnt
RSB66LVIA	251	Univ Sliding Door Bin W/Wood Frnt
RSB66MON	251	Univ Sliding Door Bin w/Steel Frnt
RSB66TAK	251	U Sldg Dr Bin Stl Frnt
RSB66VIA	251	Univ Sliding Door Bin w/Steel Frnt
RSB66WAVR	251	Univ Sliding Door Bin w/Wood Frnt
RSB66WMON	251	Univ Sliding Door Bin w/Wood Frnt
RSB66WTAK	251	U Sldg Dr Bin Wd Frnt
RSB66WVIA	251	Univ Sliding Door Bin w/Wood Frnt
RSB72AVR	251	Univ Sliding Door Bin w/Steel Frnt
RSB72LAVR	251	Univ Sliding Door Bin W/Lam Frnt
RSB72LMON	251	Univ Sliding Door Bin W/Wood Frnt
RSB72LTAK	251	U Sld Dr Bin Lam Frnt
RSB72LVIA	251	Univ Sliding Door Bin W/Wood Frnt
RSB72MON	251	Univ Sliding Door Bin w/Steel Frnt
RSB72TAK	251	U Sldg Dr Bin Stl Frnt
RSB72VIA	251	Univ Sliding Door Bin w/Steel Frnt
RSB72WAVR	251	Univ Sliding Door Bin w/Wood Frnt
RSB72WMON	251	Univ Sliding Door Bin w/Wood Frnt
RSB72WTAK	251	U Sldg Dr Bin Wd Frnt
RSB72WVIA	251	Univ Sliding Door Bin w/Wood Frnt
RSC18301A_	277	U One-High Lat File
RSC18302A_	324	Univ Storage Cabinet
RSC18303C_	324	Univ Storage Cabinet
RSC18304F_	325	Univ Storage Cabinet
RSC18305K_	325	Univ Storage Cabinet
RSC18306Q_	325	Univ Storage Cabinet
RSC18361A_	277	U One-High Lat File
RSC18362A_	324	Univ Storage Cabinet
RSC18363C_	324	Univ Storage Cabinet
RSC18364F_	325	Univ Storage Cabinet
RSC18365K_	325	Univ Storage Cabinet
RSC18366Q_	325	Univ Storage Cabinet
RSC18421A_	277	U One-High Lat File
RSC18422A_	324	Univ Storage Cabinet
RSC18423C_	324	Univ Storage Cabinet
RSC18424F_	325	Univ Storage Cabinet
RSC18425K_	325	Univ Storage Cabinet
RSC18426Q_	325	Univ Storage Cabinet
RSC24301A_	277	U One-High Lat File
RSC24302A_	324	Univ Storage Cabinet
RSC24303C_	324	Univ Storage Cabinet
RSC24304F_	325	Univ Storage Cabinet
RSC24305K_	325	Univ Storage Cabinet
RSC24306Q_	325	Univ Storage Cabinet
RSC24361A_	277	U One-High Lat File
RSC24362A_	324	Univ Storage Cabinet
RSC24363C_	324	Univ Storage Cabinet
RSC24364F_	325	Univ Storage Cabinet
RSC24365K_	325	Univ Storage Cabinet
RSC24366Q_	325	Univ Storage Cabinet
RSCHAD	285	Univ One-High Open Lat
RSH24AVR	262	Univ Shelf
RSH24MON	263	Univ Shelf
RSH24TAK	262	U Shelf
RSH30AVR	262	Univ Shelf
RSH30MON	263	Univ Shelf
RSH30TAK	262	U Shelf
RSH36AVR	262	Univ Shelf
RSH36MON	263	Univ Shelf
RSH36TAK	262	U Shelf
RSH42AVR	262	Univ Shelf
RSH42MON	263	Univ Shelf
RSH42TAK	262	U Shelf
RSH48AVR	262	Univ Shelf
RSH48MON	263	Univ Shelf
RSH48TAK	262	U Shelf
RSH60AVR	262	Univ Shelf
RSH60MON	263	Univ Shelf
RSH60TAK	262	U Shelf
RSH72AVR	262	Univ Shelf
RSH72MON	263	Univ Shelf
RSH72TAK	262	U Shelf
RSS24AVR	272	Slim Shelf
RSS24MON	273	Slim Shelf
RSS24TAK	272	Slim Shelf
RSS30AVR	272	Slim Shelf
RSS30MON	273	Slim Shelf
RSS30TAK	272	Slim Shelf
RSS36AVR	272	Slim Shelf
RSS36MON	273	Slim Shelf
RSS36TAK	272	Slim Shelf
RSS42AVR	272	Slim Shelf
RSS42MON	273	Slim Shelf
RSS42TAK	272	Slim Shelf
RSS48AVR	272	Slim Shelf
RSS48MON	273	Slim Shelf
RSS48TAK	272	Slim Shelf
RSS60AVR	272	Slim Shelf
RSS60MON	273	Slim Shelf
RSS60TAK	272	Slim Shelf
RSS72AVR	272	Slim Shelf
RSS72MON	273	Slim Shelf
RSS72TAK	272	Slim Shelf
RSS96AVR	272	Slim Shelf
RSS96MON	273	Slim Shelf
RSS96TAK	272	Slim Shelf
RUK24_	268	Stnd OH Upmount Pkg
RUK30_	268	Stnd OH Upmount Pkg
RUK36_	268	Stnd OH Upmount Pkg
RUK42_	268	Stnd OH Upmount Pkg
RUK48_	268	Stnd OH Upmount Pkg
RUK60_	268	Stnd OH Upmount Pkg
RUK72_	268	Stnd OH Upmount Pkg
RVD24244LA_	306	U Vrtl Dwr Tower
RVD24244LB_	306	U Vrtl Dwr Tower
RVD24244RA_	307	U Vrtl Dwr Tower
RVD24244RB_	307	U Vrtl Dwr Tower

▶**Style Number Index,** continued **499**

Style Number	Page	Description
RVD24245LC_	306	U Vrtl Dwr Tower
RVD24245LD_	306	U Vrtl Dwr Tower
RVD24245RC_	307	U Vrtl Dwr Tower
RVD24245RD_	307	U Vrtl Dwr Tower
RVD30244LA_	306	U Vrtl Dwr Tower
RVD30244LB_	306	U Vrtl Dwr Tower
RVD30244RA_	307	U Vrtl Dwr Tower
RVD30244RB_	307	U Vrtl Dwr Tower
RVD30245LC_	306	U Vrtl Dwr Tower
RVD30245LD_	306	U Vrtl Dwr Tower
RVD30245RC_	307	U Vrtl Dwr Tower
RVD30245RD_	307	U Vrtl Dwr Tower
RWC24304A_	328	Univ Wardrobe Cabinet
RWC24304B_	329	Univ Wardrobe Cabinet
RWC24305A_	328	Univ Wardrobe Cabinet
RWC24305C_	329	Univ Wardrobe Cabinet
RWC24306D_	328	Univ Wardrobe Cabinet
RWC24364A_	328	Univ Wardrobe Cabinet
RWC24364B_	329	Univ Wardrobe Cabinet
RWC24365A_	328	Univ Wardrobe Cabinet
RWC24365C_	329	Univ Wardrobe Cabinet
RWC24366D_	328	Univ Wardrobe Cabinet
RWV24154A_	309	U Wrkstation Vrtl
RWV24154B_	309	U Wrkstation Vrtl
RWV24155C_	310	U Wrkstation Vrtl
RWV24155D_	310	U Wrkstation Vrtl
RWV30154A_	309	U Wrkstation Vrtl
RWV30154B_	309	U Wrkstation Vrtl
RWV30155C_	310	U Wrkstation Vrtl
RWV30155D_	310	U Wrkstation Vrtl
RXADRL15	208, 350	Rails
RXADRL24	352	Rails
RXADRL2442	352	Rails
RXSA1524	349	Adjustable Steel Standard Shelf
RXSA1530	349	Adjustable Steel Standard Shelf
RXSA1536	349	Adjustable Steel Standard Shelf
RXSA1542	349	Adjustable Steel Standard Shelf
RXSA1830	349	Adjustable Steel Standard Shelf
RXSA1836	349	Adjustable Steel Standard Shelf
RXSA1842	349	Adjustable Steel Standard Shelf
RXSA2415	348	Adj Steel Std Shelf
RXSA2424	349	Adjustable Steel Standard Shelf
RXSA2430	349	Adjustable Steel Standard Shelf
RXSA2436	349	Adjustable Steel Standard Shelf
RXSA3015	348	Adj Steel Std Shelf
RXSAFFT2415	348	Adj Steel Std Shelf
RXSG2415	348	Adjustable Glass Shelf
RXSG3015	348	Adjustable Glass Shelf
TS2CW1	226	Counterweight Pkg
TS2CW2	226	Counterweight Pkg
TS2F130A	224	Freestanding Lat File
TS2F130B	224	Freestanding Lat File
TS2F136A	224	Freestanding Lat File
TS2F136B	224	Freestanding Lat File
TS2F230UL	223	Under-Wksf Lat File
TS2F236UL	223	Under-Wksf Lat File
TS2FDV	225	Lat File Dwr Div
TS2FFTBR	226	Lateral File Rail
TS2FHF30	225	Lat File Frame
TS2FHF30A	225	Lat File Frame
TS2FHF36	225	Lat File Frame
TS2FILE	219	Mobile File Center
TS2FILLER	207	Pedestal Filler
TS2HINGEPED	215	Hinged-Top Mobile Ped
TS2LOCKER1	231	Single Locker
TS2LOCKER2	232	Double Locker
TS2LOCKER4	233	Quad Locker
TS2LOCKERCUB1	234	Single Cubby Locker
TS2LOCKERCUB2	235	Double Cubby Locker
TS2LOCKERMINI	237	Mini Locker
TS2LOCKERMULTI	236	Multipurpose Locker
TS2PBBF22M	211	Mobile Ped
TS2PBBF22U	206	Under-Wksf Ped
TS2PBBF28U	206	Under-Wksf Ped
TS2PBDD	217	Box Dwr Divider
TS2PBF19M	211	Mobile Ped
TS2PBF22M	211	Mobile Ped
TS2PBF22MC	213	Mobile Ped
TS2PBF22MCH	213	Mobile Ped
TS2PFDD	217	File Dwr Divider
TS2PFF22M	211	Mobile Ped
TS2PFF22U	206	Under-Wksf Ped
TS2PFF28U	206	Under-Wksf Ped
TS2PPBF19M	211	Mobile Ped
TS2PPBF19MC	213	Mobile Ped
TS2PPBF22M	211	Mobile Ped
TS2PPBF22MC	213	Mobile Ped
TS2PPT	217	Pencil Tray
TS2SLIM	214	Slim Mobile Ped
TS2TDME	229	Tower Too Dome
TS2TW54LC	228	Tower Too
TS2TW54LSC	228	Tower Too
TS2TW54RC	228	Tower Too
TS2TW54RSC	228	Tower Too
TS2TW66LC	228	Tower Too
TS2TW66LSC	228	Tower Too
TS2TW66RC	228	Tower Too
TS2TW66RSC	228	Tower Too
TS2TWR54L	228	Tower Too
TS2TWR54LS	228	Tower Too
TS2TWR54R	228	Tower Too
TS2TWR54RS	228	Tower Too
TS2TWR66L	228	Tower Too
TS2TWR66LS	228	Tower Too
TS2TWR66R	228	Tower Too
TS2TWR66RS	228	Tower Too
TS2TWRS48L	229	Tower Too
TS2TWRS48LS	229	Tower Too
TS2TWRS48R	229	Tower Too
TS2TWRS48RS	229	Tower Too

Style Number	Page	Description
TS2TWRS54L	229	Tower Too
TS2TWRS54LS	229	Tower Too
TS2TWRS54R	229	Tower Too
TS2TWRS54RS	229	Tower Too
TS2TWRS66L	229	Tower Too
TS2TWRS66LS	229	Tower Too
TS2TWRS66R	229	Tower Too
TS2TWRS66RS	229	Tower Too
TS2TWS48LC	229	Tower Too
TS2TWS48LSC	229	Tower Too
TS2TWS48RC	229	Tower Too
TS2TWS48RSC	229	Tower Too
TS2TWS54LC	229	Tower Too
TS2TWS54LSC	229	Tower Too
TS2TWS54RC	229	Tower Too
TS2TWS54RSC	229	Tower Too
TS2TWS66LC	229	Tower Too
TS2TWS66LSC	229	Tower Too
TS2TWS66RC	229	Tower Too
TS2TWS66RSC	229	Tower Too
TS71824TB	270	TB Use w/Wall Chan
TS71830TB	270	TB Use w/Wall Chan
TS71836TB	270	TB Use w/Wall Chan
TS71842TB	270	TB Use w/Wall Chan
TS71848TB	270	TB Use w/Wall Chan
TS71860TB	270	TB Use w/Wall Chan
TS71872TB	270	TB Use w/Wall Chan
TS742HB	269	Horiz Brace
TS748HB	269	Horiz Brace
TS760HB	269	Horiz Brace
TS772HB	269	Horiz Brace
TS7AV	271	Avenir to Ans Bracket
TS7AVH	271	Avenir to Ans Bracket
TS7BM	271	Avenir to Ans Bracket
TS7BMH	271	Avenir to Ans Bracket
TS7BSWHC	269	Wall Channels
TS7PVWM	423	Vertical Wire Mgr
TS7STDIV	266	Dividers
TSASHCL24	222	Kick Common Shelf
TSASHCL30	222	Kick Common Shelf
TSASHCL36	222	Kick Common Shelf
TSASHCL42	222	Kick Common Shelf
TSASHCL48	222	Kick Common Shelf
TSASLCL24	222	Kick Common Shelf
TSASLCL30	222	Kick Common Shelf
TSASLCL36	222	Kick Common Shelf
TSASLCL42	222	Kick Common Shelf
TSASLCL48	222	Kick Common Shelf
TSASUB24L	220	Kick Bin
TSASUB30L	220	Kick Bin
TSASUB36L	220	Kick Bin
TSASUB42L	220	Kick Bin
TSASUB48L	220	Kick Bin
TSASUB60L	220	Kick Bin
TSASUB72L	220	Kick Bin

Style Number	Page	Description
TSASUBC24L	220	Kick Bin
TSASUBC30L	220	Kick Bin
TSASUBC36L	220	Kick Bin
TSASUBC42L	220	Kick Bin
TSASUBC48L	220	Kick Bin
TSASUBC60L	220	Kick Bin
TSASUBC72L	220	Kick Bin
TSB15H	347	Mid Storage Support
TSB2H	347	Mid Storage Support
TSBST1830	340	Square Edge Top
TSBST1836	340	Square Edge Top
TSBST1842	340	Square Edge Top
TSBST1848	340	Square Edge Top
TSBST1854	340	Square Edge Top
TSBST1860	340	Square Edge Top
TSBST1866	340	Square Edge Top
TSBST1872	340	Square Edge Top
TSBST1878	340	Square Edge Top
TSBST1884	340	Square Edge Top
TSBST1890	340	Square Edge Top
TSBST1896	340	Square Edge Top
TSBST2430	340	Square Edge Top
TSBST2436	340	Square Edge Top
TSBST2442	340	Square Edge Top
TSBST2448	340	Square Edge Top
TSBST2454	340	Square Edge Top
TSBST2460	340	Square Edge Top
TSBST2466	340	Square Edge Top
TSBST2472	340	Square Edge Top
TSBST2478	340	Square Edge Top
TSBST2484	340	Square Edge Top
TSBST2490	340	Square Edge Top
TSBST2496	340	Square Edge Top
TSBSTC	346	Stanchion Kit
TSBSTS	346	Stanchion Kit
UFLLOWLHBLW	344	Connector
UFLLOWLHBTKHS	343	Connector
UFLLOWLHRBLW	344	Connector
UFLLOWLHRBTKHS	343	Connector
UFLLOWRHBLW	344	Connector
UFLLOWRHBTKHS	343	Connector
UFLLOWRHRBLW	344	Connector
UFLLOWRHRBTKHS	343	Connector
UFLMEDLHBLW	344	Connector
UFLMEDLHBTKHS	343	Connector
UFLMEDLHRBLW	344	Connector
UFLMEDLHRBTKHS	343	Connector
UFLMEDRHBLW	344	Connector
UFLMEDRHBTKHS	343	Connector
UFLMEDRHRBLW	344	Connector
UFLMEDRHRBTKHS	343	Connector
UFS1610H	279	FO Inter Support
UFS1615H	279	FO Inter Support
UFSLOWLHANS	342	Connector
UFSLOWRHANS	342	Connector

▶**Style Number Index,** continued **501**

Style Number	Page	Description
UFSMEDLHANS	342	Connector
UFSMEDLHMON	342	Connector
UFSMEDRHANS	342	Connector
UFSMEDRHMON	342	Connector
UFSTALLLHANS	342	Connector
UFSTALLLHMON	342	Connector
UFSTALLRHANS	342	Connector
UFSTALLRHMON	342	Connector
UFSTB	280	Lw Stg-to-Bm Thr Brkt
UFSTOWER24	342	Connector
UFSTOWER30	342	Connector
ULFF24F	358	Undwksf Lat File Filler
ULFF24P	358	Undwksf Lat File Filler
ULFF30F	358	Undwksf Lat File Filler
ULFF30P	358	Undwksf Lat File Filler
ZBKHOFM	267	Horizontal Off-Module Bracket
ZWM13	423	Vertical Wire Mgr
ZWM20	423	Vertical Wire Mgr

Trademark List

® The following are registered trademarks for products of Steelcase Inc. or one of its related corporate entities: 4 o'clock, 900 Series, à la carte, Airtouch, Ally, Amia, Answer, Archipelago, Avenir, Ballet, Bix, Brayton International, Cachet, Canopy, Canto, Chancellor, Coalesse, Confidante, Context, Convene, CopyCam, Criterion, Crushed Can,Currency, dash, Designtex, Details, Detour, Drive, Elective Elements, Ellipse, Ember Chrome, Emerge, E-Table 2, FYI, Garland, Gentry, Ginkgo Biloba, Groupwork, Ideo, Jacket, Jenny, Jersey, Kart, Kick, LaCosta, Leap, Let's B, LiveBack, Max-Stacker, media:scape, Metro, Migrations, Mitra, Montage, Nurture, Oriana, Parade, Pathways, PCT, Permiso, Player, Portal, Power Pincher, Progeny, Protégé, R2, Rally, Relevant, Reply, Rizzi Arc, Sensor, Series 9000, Siento, Sieste, Sine, Softcare, Springboard, Steelcase, Steelcase Design Partnership, Stella, Stow Davis, Swathmore, Sylvi, TeamWork, Technique, Texpress, Think, Thunder, Topo, Train, turnstone, Underline, Unison, Vecta, Viridian, Walden, Werndl, and X-Stack.

® The following registered trademarks are under license from AWI Licensing Company, Dover, DE: SoundScapes, DuraBrite, BioBlock, and Armstrong.

® The following registered trademarks are under license from Byrne Electrical, Rockford, MI: Interport, Mini-Port, Axil Z, and Ellora.

® The following is a registered trademark of DuPont, Wilmington, DE: Corian.

® The following is a registered trademark of Genlyte Thomas Company, Louisville, KY: Lightolier.

® The following is a registered trademark of Hilti Corporation, FL-9494 Schaan, Principality of Liechtenstein: Hilti.

® The following is a registered trademark of Leviton Manufacturing Company, Little Neck, NY: Decora.

® The following is a registered trademark of Mechanical Plastics Corp, Elmsford, NY: Toggler.

® The following is a registered trademark of Microsoft Corporation, Redmond, WA: Microsoft.

® The following is a registered trademark of Panduit Corporation, Lockport, IL: Panduit.

® The following is a registered trademark of Trav (Press), Cuneo, Italy: Assisa.

® The following is a registered trademark of Virtual Ink, Boston, MA: mimioActive.

® The following registered trademarks are under license from Wilkhahn Furniture Products: Avera, Senzo, Versal, and Wilkhahn FS.

® The following is a registered trademark of Wilsonart International, Temple, TX: Chemsurf.

® The following is a registered trademark of Wiremold, West Hartford, CT: Wiremold.

® The following is a registered trademark of EMU Group S.P.A., Perugia, Italy: Emu.

® The following is a registered trademark of Security People, Inc.: Digilock.

™ The following are trademarks for products of Steelcase Inc. or one of its related corporate entities: Access, Active/Passive Shelf, Ainsley, Akira, Alcove, Alerion, Alight, Amaris, American Elect, American Tradition, ap40, Arbor, Arriva, Asana, Ascot, Aspekt, Astor, Await, Bassline, B-Free, Bira, Bivi, Bixby, Bottomline, Brody, Brook, Buoy, Burton, c:scape, Calla, Calm, Camber, Campfire, Capa, Cappuccino, Cesar, Chester, Chord, Circa, Clarendon, Classic Rectangular, Clipper, cobi, Collaboration, Community, Company, Convey, Cortex, Coupe, Crea, Crew, Cura, Cypress, Davenport, Dearborn, Deck, Déjà, Denizen, Denska, Derby, Divisio, Donovan, Dune, Duo, Echo, Edge, Elsna, Empath, Empress, Enea, ēno, EnSync, Enviro, Escapade, Exchange, Exponents, Field, Flat Top, FlexFrame, Flip Top, Flute, Folio, FrameOne, FreeFlow, Frontier, Galilei, Gesture, Ginger, Ginkgo, Go Wall, Grip, Groove, Hatchback, Hawthorne, Hitch, Host Collection, Hosu, Huddleboard, i2i, Impact, Indy, InfoLink, IOS, I-Solve, Jack, Jarrah, Jetty, Juice, Kami, Kast, Kathryn, Lagunitas, Lark, L'Attitude, LearnLab, Leela, LessThanFive, Lincoln, Linden, LiveSeat, Loria, Lyric, Malibu, Malibu Too, Mansfield, Marathon, Martini, Mason, Masque, Migration, Millbrae, Mineral, Mingle, Mistic, Mistic Metal, Mistic Wood, Montara650, Montreal, Move, Nadia, Neighbor, nesso, Nickel, Nikko, Nod, Node, Norfolk, Ology, Ontrak, Oom, Opus, Orchid, Outlook Collection, Ovation, Paloma, Paperflo, Parliament, Pasio, Passerelle, Patriarch, Payback, Peek, Pile File, Pisa, Pool, Potrero415, PUCK, QiVi, Quba, Rave, Reed, Regard, Relay, Reunion, Ripple, Riser, Roam, Rocco, Rocky, RoomWizard, Runner, Satellite, Sawyer, ScapeSeries, Senti, Sentinel, Senza, Sequoia, Session, ShareLink, Shield, Shortcut, Sidewalk, SILQ, Skylar, Slumber, Smoke, Snug, Soft Leaf, Sonata, Sorrel, SOTO, Southside, Stationkits, Steelcase Series, Stiletto, Surprise!, Surround, Switch, Symphony, Sync, TagWizard, Tava, TeamStudio, TeamTheater, Tenaro, Terrazzo, Theorem, Thread, Topaz, Touchdown, Tour, Tower Too, Trees, Trillium, Trolly, tX2, U-Free, Umami, Underscore, Uno, V.I.A., Verb, Verge, Verlay, Victor2, Visalia, Waldorf, Woodruff, Workspring, and X-tenz.

™ The following is a trademark of Microsoft Corporation, Redmond, WA: Windows.

™ The following is a trademark of Rodman Industries, Inc., Oconomowoc, WI: ResinCore1.

™ The following is a trademark of Ultrafabrics, LLC, Elmsford, NY: Ultraleather.

™ The following trademarks are under license from Wilkhahn Furniture products: Cana, Linus, Logon, Picto, Range, Stitz, Thema, Timetable, and Tubis.

™ The following trademark is used under license from Cradle to Cradle Products Innovation Institute, Oakland, CA: Cradle to Cradle Certified.

™ The following trademarks are under license from Walter Knoll: Andoo, Bob, Lazlo, Lox, Ribbon, and Together.

™ The following trademarks are under license from PP Møbler: Bar and Flag Halyard.

™ The following trademarks are under license from Viccarbe: Davos, Holy Day, Last Minute, RS, Sistema, and Wrapp.

™ The following trademarks are under license from Carl Hansen: Elbow, Paddle, Shell, Wing, and Wishbone.

™ The following trademarks are under license from Cambridge Sound Management, LLC, Cambridge, MA: QtPro Soundmasking, Qt Quiet Technology, and Sonet Qt.

™ The following is a trademark of Electri-Cable Assemblies, Shelton, CT: Interact.

™ The following is a trademark of Clestra Hauserman: IRYS.

™ The following is a trademark of Wiesner-Hager Möbel GmbH: Nooi.

™ The following are trademarks of PolyVision: a^3, e^3, Motif, and PolyVision.

™ The following is a trademark of Bostock Company, Inc: SnapCab.

™ The following is a trademark of Williams-Sonoma, Inc: West Elm.

Trademarks used here in are the property of Steelcase, Inc. or of their respective owners.