

# Integrated Technologies Specification Guide



## Availability

**Electronic price list updated** with release 184.F (U.S.) and 148.F (Canada), dated June 19, 2017.

Spec News is available on [village.steelcase.com](http://village.steelcase.com). Search Steelcase Marketing Resources (Adstock) and download the current release's Spec News.

*Tip: Steelcase Marketing Resources is a new global platform for ordering Steelcase marketing materials that replaces Adstock.*

View or download Steelcase Specification Guides at <http://www.steelcase.com/en/resources/design/spec-guides/pages/specguides.aspx>.

Transitional products in this specification guide are **maintained for existing customers only** and are likely to be phased out over time. These products are indicated with a . Products that are scheduled to be culled are indicated with an , followed by the last order entry date.

## Surface Materials

**The surface materials team** has announced the launch of the Finish Library, found at <http://finishlibrary.steelcase.com>.

► For a list of all trademarks, refer to the last page of this specification guide.  
© 2017 Steelcase Inc.



### For Canadian Pricing

Canadian factor can be found at [steelcase.com/CADpricing](http://steelcase.com/CADpricing).

Calculate in the following order to avoid rounding errors:

- Multiply the base price and each option by the Canadian factor.
- Round each to the nearest dollar.
- Add base and options for total list price.

## Working with This Specification Guide


Ten Tips: How to Get the Most Out of This Book	2
Additional Resources	4
Thought Starters	5

<b>media:scape Tables</b>	<b>11</b>
<b>media:scape kiosk</b>	<b>81</b>
<b>media:scape mini and mobile</b>	<b>93</b>
<b>ScapeSeries Tables</b>	<b>107</b>
<b>media:scape Lounge</b>	<b>113</b>
<b>RoomWizard II</b>	<b>141</b>

<b>Surface Materials</b>	<b>149</b>
<b>Resources</b>	<b>161</b>
Maintenance Agreement Renewals	162
Style Number Index	164

## Ten Tips: How to Get the Most Out of This Book

### Tip 1



**Watch** the tabs on the right-hand edges of the pages. They'll always indicate which chapter you are in.

## Tip 2

[illegible]

**Use the Statement of Line pages** for an overview of the available components, their sizes, and page references for additional information. Each *Understanding* chapter includes a statement of line after the table of contents.

### Tip 3



**Find cross references**  
by looking for page numbers  
flagged with an arrow.

### Tip 4

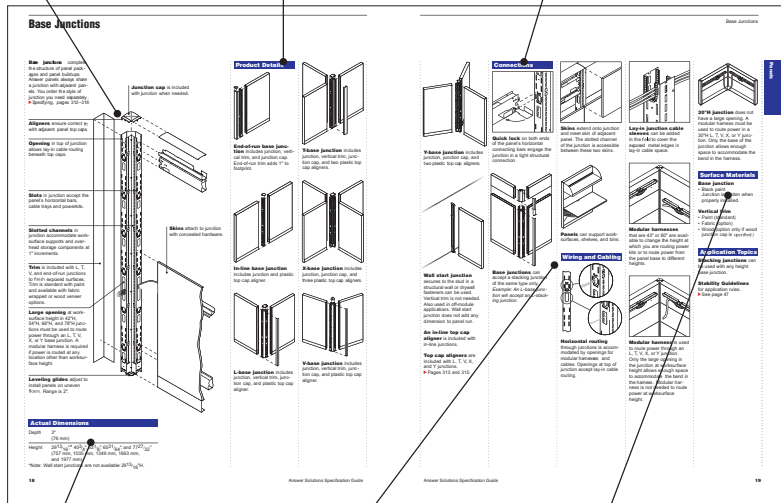
**Study the product detail pages** in the *Understanding* section to learn everything an expert knows about specific products. Each product detail page in this section contains the following features, where applicable:

- Product Drawing
- Actual Dimensions
- Product Details
- Connections
- Wiring and Cabling
- Surface Materials
- Application Topics

**Product Drawing** shows you what the product looks like and points out important features.

**Product Details**  
gives specific information on the product and how it is used.

**Connections**  
describes how the product is assembled or how it attaches to another product.



**Actual Dimensions**  
table lists the dimensions  
of the product.

**Wiring and Cabling** details the power and cable-management and cable routing capabilities of the product.

**Surface Materials**  
lists what material is used  
for each part of the  
product.

### Tip 5

**Refer to the specifying pages** for all the information needed to order a product.

Each product specifying page contains a variety of elements to help you complete a specification:

- Product Drawing
- Standard Includes
- Required to Specify
- Options
- Related Products
- Specification Information
  - Dimensions
  - Style Number
  - Price

### Standard Includes

(under the red or dark grey band) provides a list of what comes standard with the product.

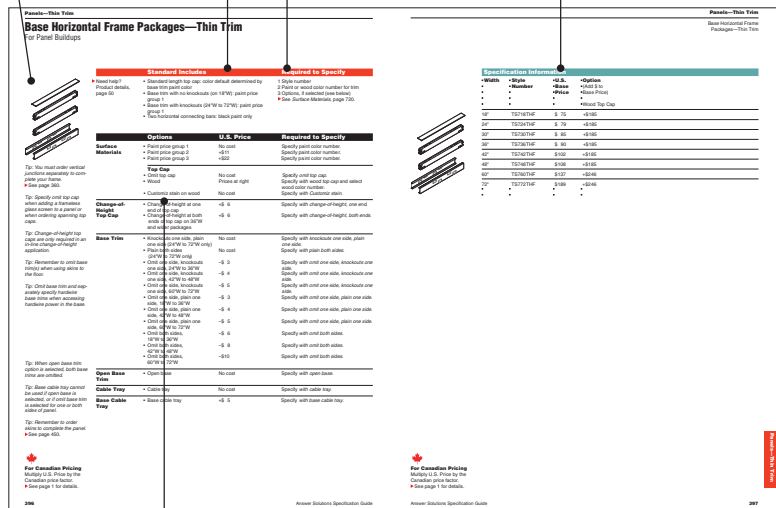
### Required to Specify

(under the red or dark grey band) itemizes the information that you must provide to order the standard product and the preferred sequence for specification.

### Specification Information

(under the teal or light grey band) provides product dimensions, style numbers, and prices for the standard product and any surface material choices that are available.

**Product Drawing** shows you what the product looks like.



## Options

(under the black band) lists all the options that apply to the product, their price, and what is required to specify.

## Related Products

provide specification information for products that are directly related.

### Tip 6

### Required to Specify

Specify with Customiz Stain

**Italic typeface** on specifying pages usually identifies wording that you should use in your order.

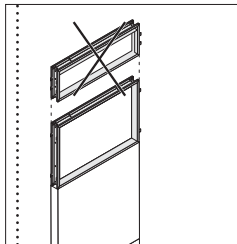
### Tip 7

**To determine** how many skins are needed to complete a panel, consult the table at the right.

*Tip: Remember to order skins for both sides of the panel buildup.*

**Watch for tips** throughout the text that give you explanations and helpful instructions.

### Tip 8



**Learn what you cannot do** by looking for drawings crossed out with an “X.”

**Tip 9**

**Use the surface materials listings** in the Surface Materials section of this book to find surface material color numbers.

### Tip 10

Style Number	Page
TS7042BL	131
TS7042S	130
TS7048BL	131
TS7048S	130
TS7060BL	131
TS7060S	130
TS7072BL	131

**Refer to the style number index** when you know a style number and you need to find the page that has more details about the product.

# Additional Resources

## Integrated Technologies

**products** are supported with informational materials, tools, and software to help you plan, specify, and order an installation efficiently.

## Printed Materials

### Other Specification Guides

Steelcase offers a comprehensive portfolio of furniture and solutions. For the full offering of products, refer to the individual product specification guides. These can be accessed at the [www.steelcase.com](http://www.steelcase.com) web site or at [village.steelcase.com](http://village.steelcase.com).

## Computer Tools

### Electronic Catalog

Accurate sales quotations and purchase orders for Steelcase products are created with specification software that uses Steelcase Electronic Catalog data. Use the data to specify and price style numbers and options for every Steelcase product. The data is updated bimonthly by Steelcase and provided to software programs including: the Hedberg Business System, SmartTools—Steelcase's design and specification software (for more information on SmartTools, please email [SmartTools@steelcase.com](mailto:SmartTools@steelcase.com)), the ProjectMatrix Project Symbols libraries, as well as 20-20 CAP Studio.

### Furniture Symbol Graphic Data

Steelcase creates 2D and 3D furniture symbols (with attributes) for planning and initially specifying Steelcase products. This data is incorporated into several add-on software packages that work in either a Microstation or an AutoCAD drafting environment.

### Digital Publications

You can access these digital publications at [www.steelcase.com](http://www.steelcase.com) or [village.steelcase.com](http://village.steelcase.com).

## Support

### Steelcase Capabilities

Steelcase products are distributed, installed, and serviced through a network of more than 600 dealers worldwide. Steelcase is also represented with offices and corporate showrooms in 26 U.S. cities, 4 Canadian cities, and in France, Germany, Great Britain, and Japan. Every Steelcase product meets our exceptionally high standards of quality and durability and comes with the Steelcase assurance of excellence in service.

**For assistance,** please call your local dealer, the Steelcase Solutions Resource Team, or the Steelcase Solutions Fulfillment Team at 1.888.STEELCASE (1.888.783.3522) or send an e-mail to [lineone@steelcase.com](mailto:lineone@steelcase.com).

Call the Steelcase Solutions Resource Team prior to placing an order, when working on a bid, or when you need information about product applications and specifications.

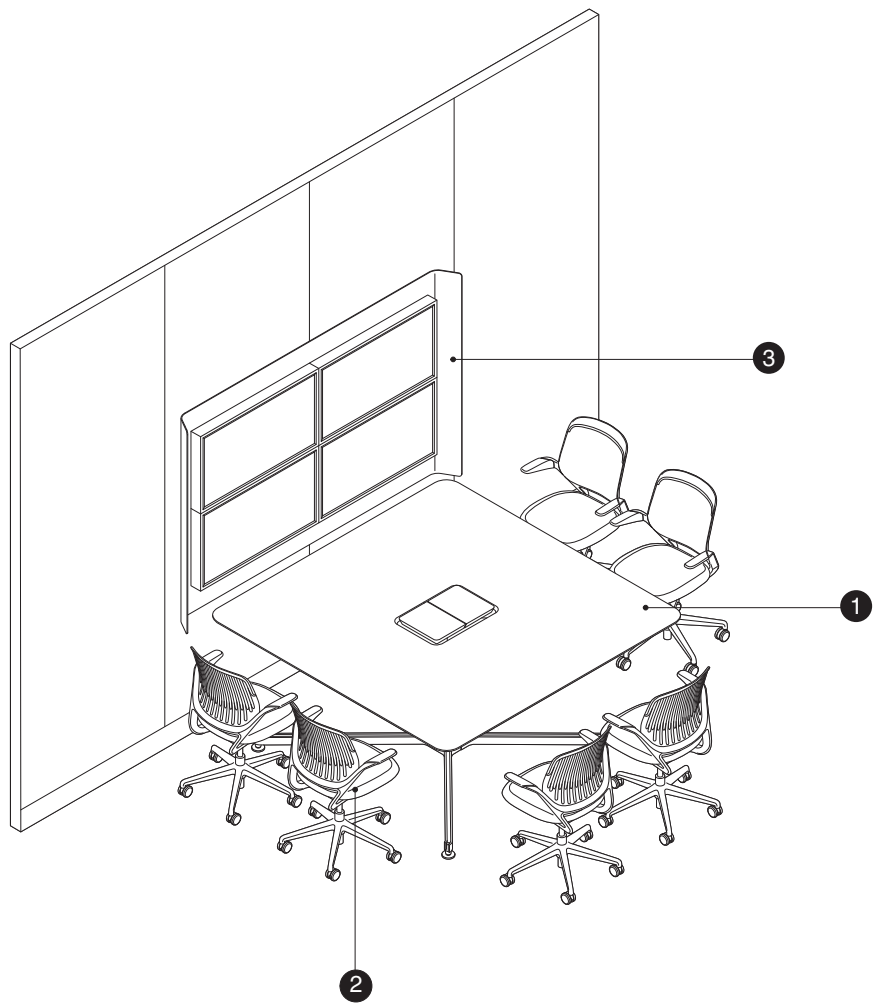

Call the Steelcase Solutions Fulfillment Team if you have submitted an order to Steelcase and you need to speak to your Solutions Fulfillment Team Representative about the order. Also call if you have any post-shipment quality concerns or service parts questions.

For warranty information, please go to <http://www.steelcase.com/warranty/>.

Outside the U.S.A., Canada, Mexico, Puerto Rico, and the U.S. Virgin Islands, call 1.616.247.2500.

For information about Steelcase, the name of your nearest Steelcase dealer, or for product literature, call 1.800.333.9939 or visit our Web site: [www.steelcase.com](http://www.steelcase.com).

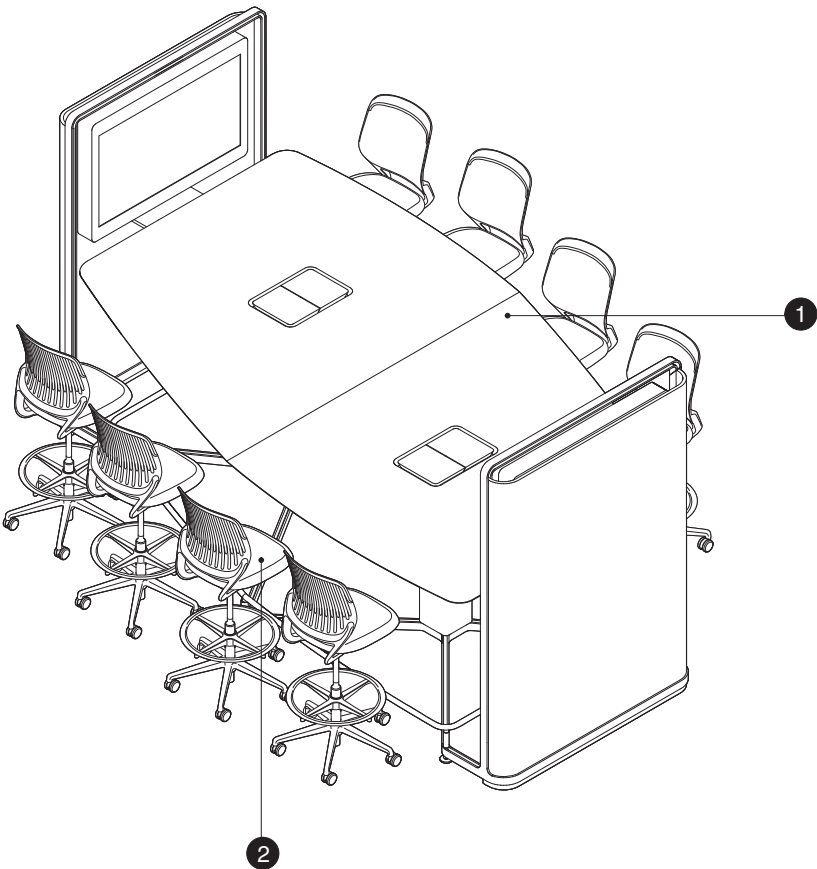





**media:scape Thought Starter 1**

**Recommended Components**

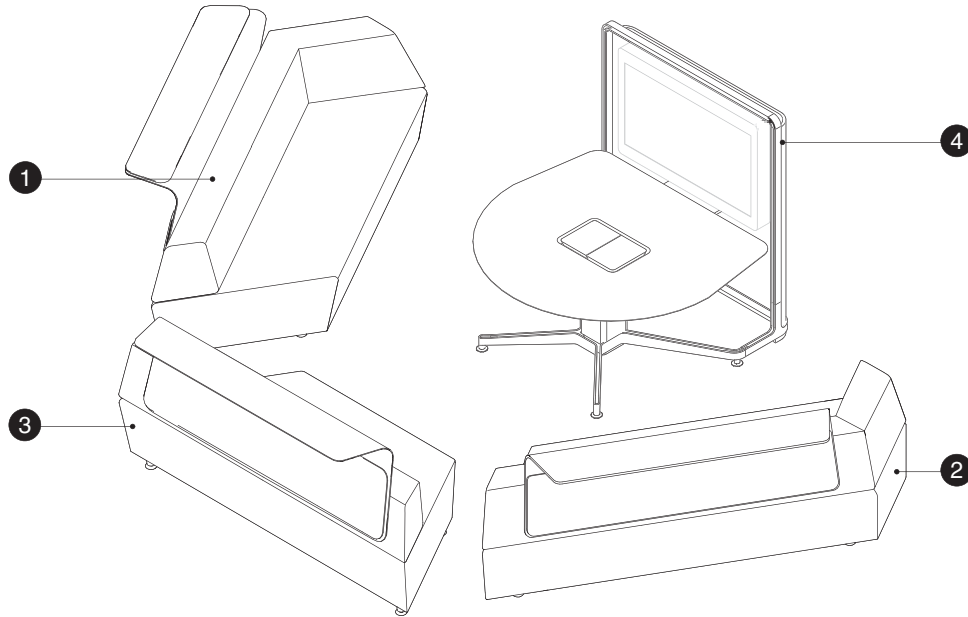
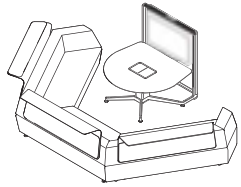
	Quantity	Style Number	Description
1	1	MT03DS6060	Desk-Height Square Table
2	6	434111	cobi Chairs
3	1	MTSWQ32	Quad 32" Monitor Shroud
	3	MT02SC169	Scaler



**media:scape Thought Starter 2**

**Recommended Components**

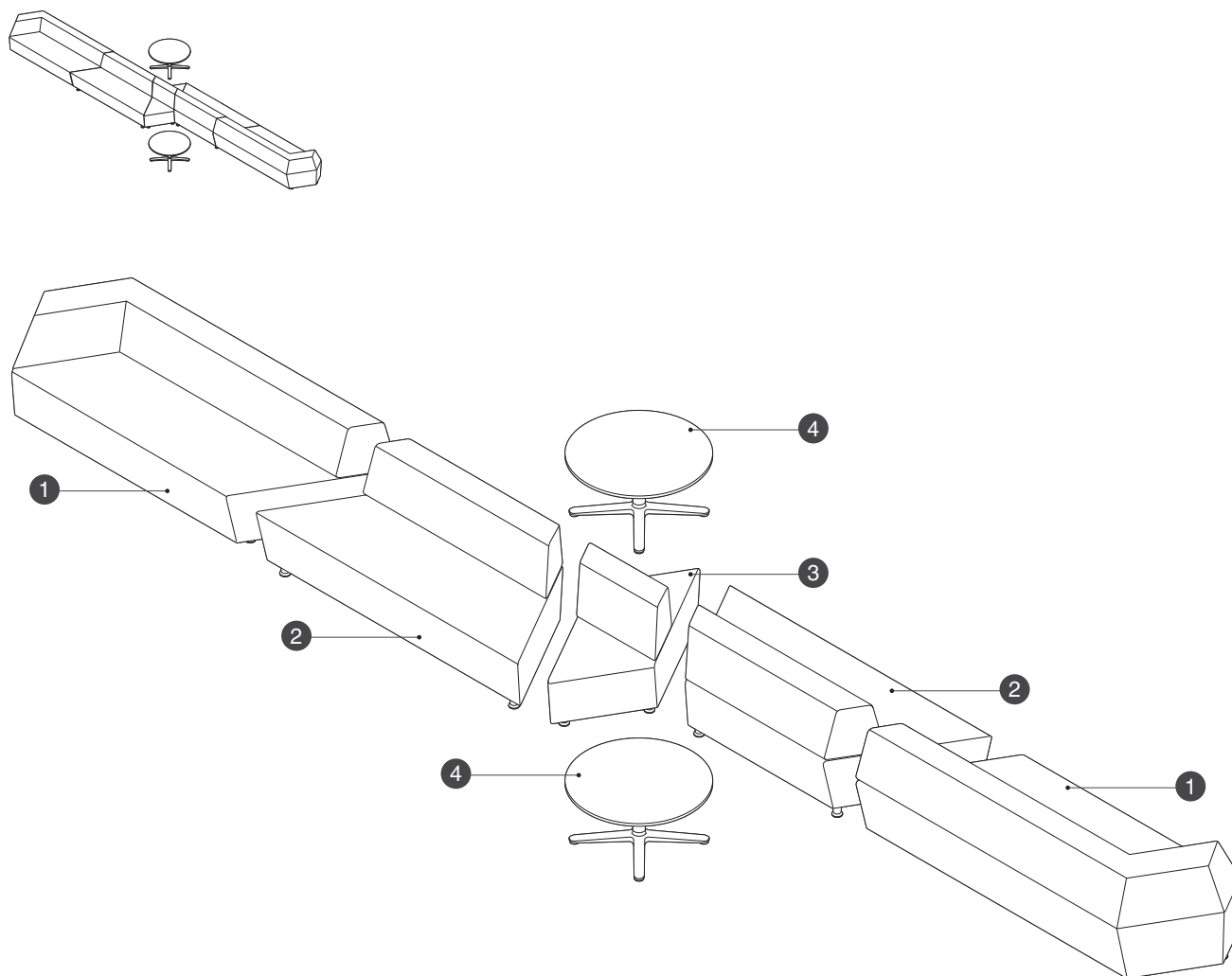
	Quantity	Style Number	Description
1	1	MT03SF12076T	Offset Stool-Height Table With Attached Totem
2	8	434711	cobi Stools



### media:scape TeamTheatre Thought Starter 3

#### Recommended Components

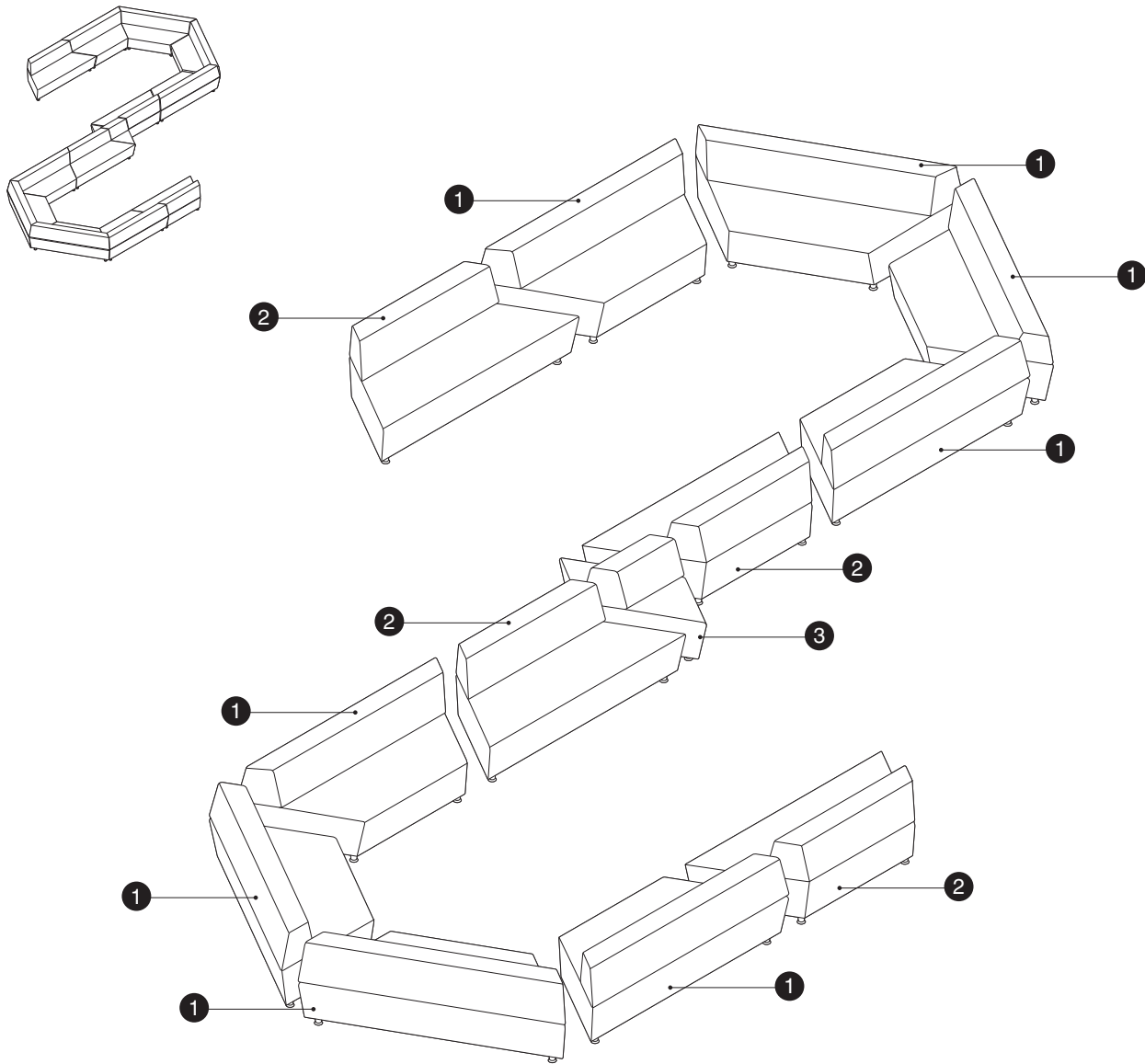
	Quantity	Style Number	Description	Option
1	1	<b>MLLCS</b>	Left Corner Lounge	Ledge
2	1	<b>MLRCS</b>	Right Corner Lounge	Ledge
3	1	<b>MLSTS</b>	Straight Lounge	Ledge
4	1	<b>MT03LP4854T</b>	Pear-Shaped Lounge Table With Attached Totem	



## media:scape Thought Starter 4

### Recommended Components

	Quantity	Style Number	Description
1	2	<b>MLRCS</b>	Right Corner Lounge
2	2	<b>MLSIS</b>	Straight Inverted Lounge
3	1	<b>MLRLS</b>	Left Reverse Lounge
4	2	<b>CQCT1632</b>	Collaborative Lounge Table



## media:scape Thought Starter 5

### Recommended Components

	Quantity	Style Number	Description
1	8	<b>MLSTS</b>	Straight Lounge
2	4	<b>MLSIS</b>	Straight Inverted Lounge
3	1	<b>MLRLS</b>	Left Reverse Lounge




# Understanding and Specifying media:scape Tables

<b>Statement of Line</b>	<b>12</b>		
<b>Product Details</b>			
media:scape Tables	<b>16</b>	Video Conferencing Components	<b>68</b>
media:scape TeamStudio	<b>18</b>	Electronics	<b>70</b>
media:scape Table – Wiring and Cabling	<b>20</b>	media:scape Digital Upgrade Package Standard	<b>72</b>
media:scape Table – Data Cable Routing	<b>23</b>	media:scape Digital Upgrade Package Lite	<b>74</b>
Under the Hood – media:scape Table with Large (8x4) Switcher	<b>24</b>	media:scape Digital Upgrade Package Virtual PUCK	<b>75</b>
Under the Hood – media:scape Table with Small (4x2) Switcher	<b>25</b>	media:scape PUCKs	<b>76</b>
Under the Hood	<b>26</b>	media:scape Virtual PUCK	<b>77</b>
Dimensions – media:scape Tables	<b>30</b>	Steelcase Application Server and media:scape Manager License	<b>78</b>
media:scape Features Comparison	<b>32</b>	media:scape Retrofit Kit with Small 4x2 Switcher	<b>79</b>
Wall-Mounted Shrouds	<b>33</b>	media:scape Retrofit Kit with Large 8x4 Switcher	<b>80</b>
Dimensions – media:scape Wall-Mounted Shrouds	<b>34</b>		
Camera Ledges	<b>38</b>		
CODEC Cases	<b>39</b>		
media:scape PUCKs	<b>40</b>		
media:scape Virtual PUCK	<b>42</b>		
media:scape Table – Electronic Package Options	<b>45</b>		
<b>Specifying</b>			
Lounge-Height Tables	<b>46</b>		
Desk-Height Tables	<b>50</b>		
Stool-Height Tables	<b>56</b>		
media:scape Table – Pricing Matrix	<b>63</b>		
Cable Track for media:scape TeamStudio	<b>64</b>		
Seismic Anchor Brackets	<b>65</b>		
Wall-Mounted Shrouds	<b>66</b>		

# Statement of Line


media:scape Tables

## Lounge-Height Tables



**Small D-Shaped Lounge-Height Table with Attached Totem**

Understanding  
▶ Page 16  
Specifying  
▶ Page 46



**Pear-Shaped Lounge-Height Table with Attached Totem**

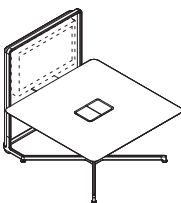
Understanding  
▶ Page 16  
Specifying  
▶ Page 46



**Round Lounge-Height Table**


Understanding  
▶ Page 16  
Specifying  
▶ Page 46

## Desk-Height Tables



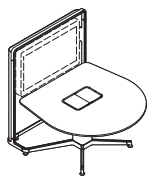
**Square Desk-Height Table with Attached Totem**

Understanding  
▶ Page 16  
Specifying  
▶ Page 50



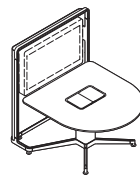
**Rectangular Desk-Height Table with Attached Totem**

Understanding  
▶ Page 16  
Specifying  
▶ Page 50




**Pear-Shaped Desk-Height Table with Attached Totem**

Understanding  
▶ Page 16  
Specifying  
▶ Page 50



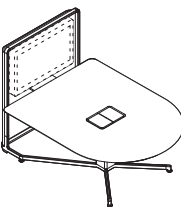
**Small D-Shaped Desk-Height Table with Attached Totem**

Understanding  
▶ Page 16  
Specifying  
▶ Page 50



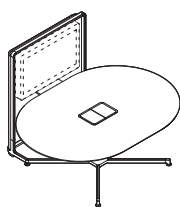
**Medium D-Shaped Desk-Height Table with Attached Totem**

Understanding  
▶ Page 16  
Specifying  
▶ Page 50



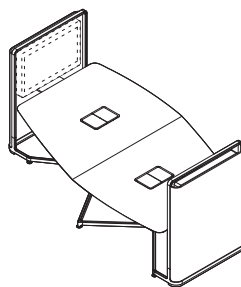
**Large D-Shaped Desk-Height Table with Attached Totem**

Understanding  
▶ Page 16  
Specifying  
▶ Page 50



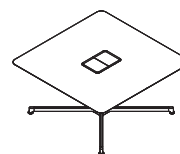
**Capsule Desk-Height Table with Attached Totem**

Understanding  
▶ Page 16  
Specifying  
▶ Page 50



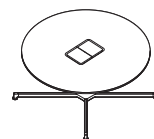
**Offset Desk-Height Table with Attached Totems**

Understanding  
▶ Page 16  
Specifying  
▶ Page 50



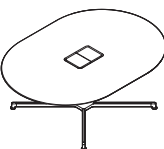
**Square Desk-Height Table**

Understanding  
▶ Page 16  
Specifying  
▶ Page 50



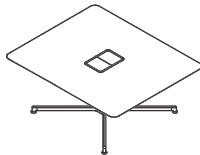
**Round Desk-Height Table**

Understanding  
▶ Page 16  
Specifying  
▶ Page 50



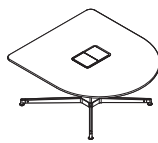
**Capsule Desk-Height Table**

Understanding  
▶ Page 16  
Specifying  
▶ Page 50



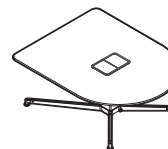
**Rectangular Desk-Height Table**

Understanding  
▶ Page 16  
Specifying  
▶ Page 50



**Medium D-Shaped Desk-Height Table**

Understanding  
▶ Page 16  
Specifying  
▶ Page 50

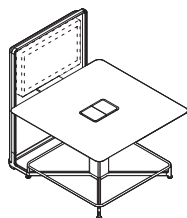


**Large D-Shaped Desk-Height Table**

Understanding  
▶ Page 16  
Specifying  
▶ Page 50

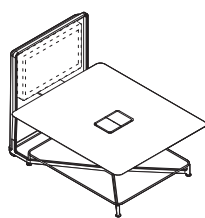


## Stool-Height Tables




### Square Stool-Height Table with Attached Totem

Understanding  
 ▶ Page 16  
 Specifying  
 ▶ Page 56




### Rectangular Stool-Height Table with Attached Totem

Understanding  
 ▶ Page 16  
 Specifying  
 ▶ Page 56




### Medium D-Shaped Stool-Height Table with Attached Totem

Understanding  
 ▶ Page 16  
 Specifying  
 ▶ Page 56



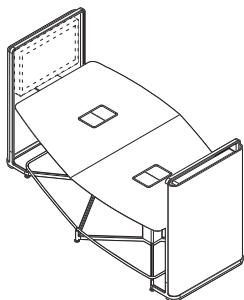
### Large D-Shaped Stool-Height Table with Attached Totem

Understanding  
 ▶ Page 16  
 Specifying  
 ▶ Page 56



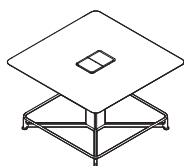
### Capsule Stool-Height Table with Attached Totem

Understanding  
 ▶ Page 16  
 Specifying  
 ▶ Page 56



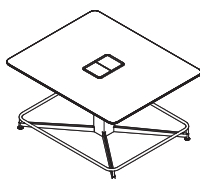
### Offset Stool-Height Table with Attached Totem

Understanding  
 ▶ Page 16  
 Specifying  
 ▶ Page 56



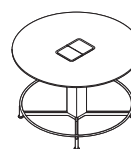
### Square Stool-Height Table

Understanding  
 ▶ Page 16  
 Specifying  
 ▶ Page 56



### Rectangular Stool-Height Table

Understanding  
 ▶ Page 16  
 Specifying  
 ▶ Page 56



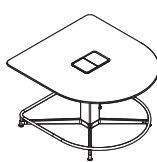
### Round Stool-Height Table

Understanding  
 ▶ Page 16  
 Specifying  
 ▶ Page 56



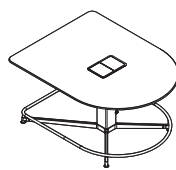
### Capsule Stool-Height Table

Understanding  
 ▶ Page 16  
 Specifying  
 ▶ Page 56



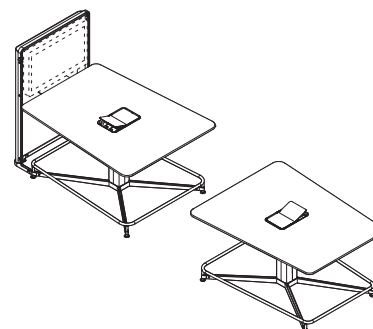
### Medium D-Shaped Stool-Height Table

Understanding  
 ▶ Page 16  
 Specifying  
 ▶ Page 56



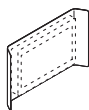
### Large D-Shaped Stool-Height Table

Understanding  
 ▶ Page 16  
 Specifying  
 ▶ Page 56

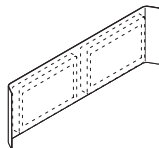


### TeamStudio Table

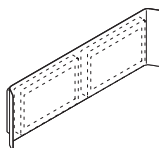
Understanding  
 ▶ Page 18  
 Specifying  
 ▶ Page 62



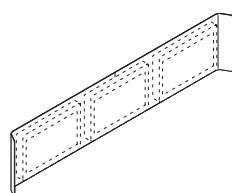
**Wall-Mounted Single Monitor Shroud**



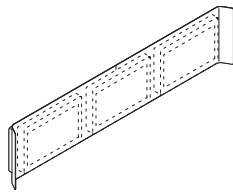
**Wall-Mounted Dual Monitor Shroud**



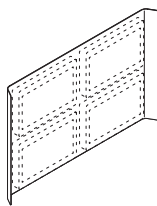
**Wall-Mounted Dual Monitor Shroud with CODEC Case**



**Wall-Mounted Triple Monitor Shroud**



**Wall-Mounted Triple Monitor Shroud with CODEC Case**



**Wall-Mounted Quad Monitor Shroud**

Understanding  
 ▶ Page 33  
 Specifying  
 ▶ Page 66

## Wall-Mounted Shrouds

	32"	42"	46"	55"	65"
Single Monitor Shroud	•	•	•	•	•
Dual Monitor Shroud	•	•	•	•	•
Dual Monitor Shroud with CODEC Case		•	•		
Triple Monitor Shroud	•	•	•	•	•
Triple Monitor Shroud with CODEC Case		•	•		
Quad Monitor Shroud	•	•			

## Camera Ledges



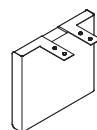
**Shroud-Mounted Camera Ledge**

Understanding  
 ▶ Page 38  
 Specifying  
 ▶ Page 69



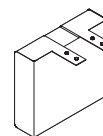
**Totem-Mounted Camera Ledge**

Understanding  
 ▶ Page 38  
 Specifying  
 ▶ Page 69



**2 1/2" CODEC Case**

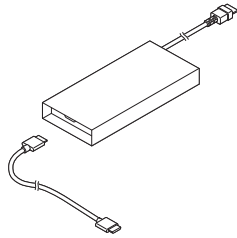
Understanding  
 ▶ Page 39  
 Specifying  
 ▶ Page 69



**5 1/2" CODEC Case**

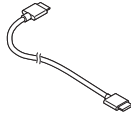
Understanding  
 ▶ Page 39  
 Specifying  
 ▶ Page 69

## Electronics



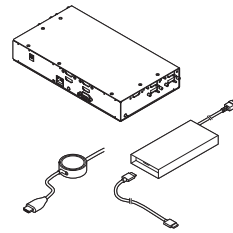
### Scaler

Understanding  
 ▶ Page 20  
 Specifying  
 ▶ Page 70



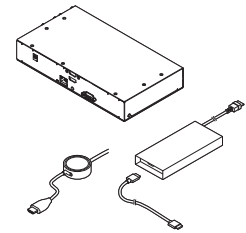
### HDMI Cables

Understanding  
 ▶ Page 20  
 Specifying  
 ▶ Page 70



### Digital Upgrade Package Standard

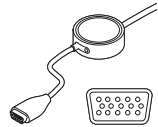
Understanding  
 ▶ Page 28  
 Specifying  
 ▶ Page 72



### Digital Upgrade Package Lite

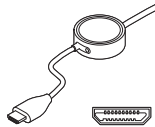
Understanding  
 ▶ Page 28  
 Specifying  
 ▶ Page 74

## media:scape PUCKs



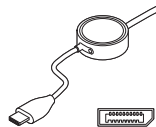
### VGA

Understanding  
 ▶ Page 40  
 Specifying  
 ▶ Page 76



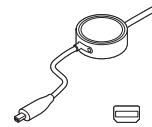
### HDMI

Understanding  
 ▶ Page 40  
 Specifying  
 ▶ Page 76



### DisplayPort

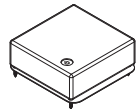
Understanding  
 ▶ Page 40  
 Specifying  
 ▶ Page 76



### mini DisplayPort

Understanding  
 ▶ Page 40  
 Specifying  
 ▶ Page 76

## media:scape Virtual PUCK



### Virtual PUCK

Understanding  
 ▶ Page 42  
 Specifying  
 ▶ Page 77

# media:scape Tables

## media:scape tables

support small team, collaborative meeting spaces. The tables are offered in three heights to facilitate collaborative work in multiple postures. They allow users to share information through integrated technologies displays and facilitate a seamless flow of information during meetings.

► Specifying, page 46

## media:scape tables

are available in three table heights: 23"H lounge-height, 28½"H desk-height, and 38"H stool-height. Surfaces are 1⅜" thick with a wood core and are supported by a column structure. All surfaces are available in laminate or veneer and come standard with a knife edge.

## Lounge-height tables

are available in three shapes: round, D-shaped, and pear. The D-shaped and pear tables include a totem.

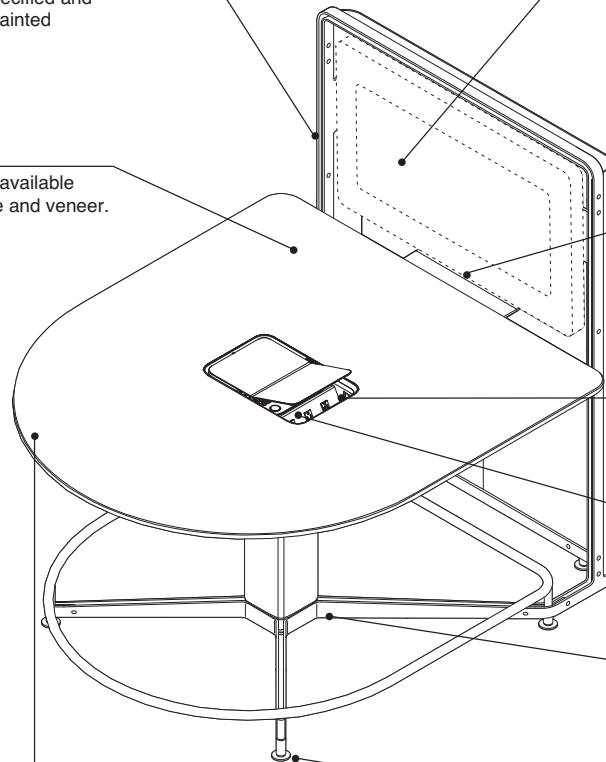
## Desk-height and stool-height tables

are available in ten shapes: square, rectangular, pear, round, small D-shaped, medium D-shaped, large D-shaped, capsule, offset, and TeamStudio (stool-height only). All are offered with an attached totem, except round.

**Offset tables** have a two-piece top which comes standard with two totems, one on each end of the table.

**Totem** is available in three finishes. Totems may be attached to all media:scape tables except round. The totem supports one flat screen monitor with an option to support two. An infill must be specified and is available in painted aluminum.

**Surfaces** are available in both laminate and veneer.



**Monitors** must be CEC compliant when a switcher is included in the application. In virtual PUCK only application, monitors should have an HDMI input. It is recommended that the monitor be commercial grade or equivalent. In order to integrate with media:scape power management features, the displays must recognize whether or not a signal is being sent to them. See Steelcase.com for the recommended monitor document.

**The number of scalars** provided match the number of displays selected when specifying.

*Note: For virtual PUCK only applications, a scalar is not included and is not needed.*

**Media well** houses power receptacles, data ports, a power button, PUCKs, and has a hinged cover.

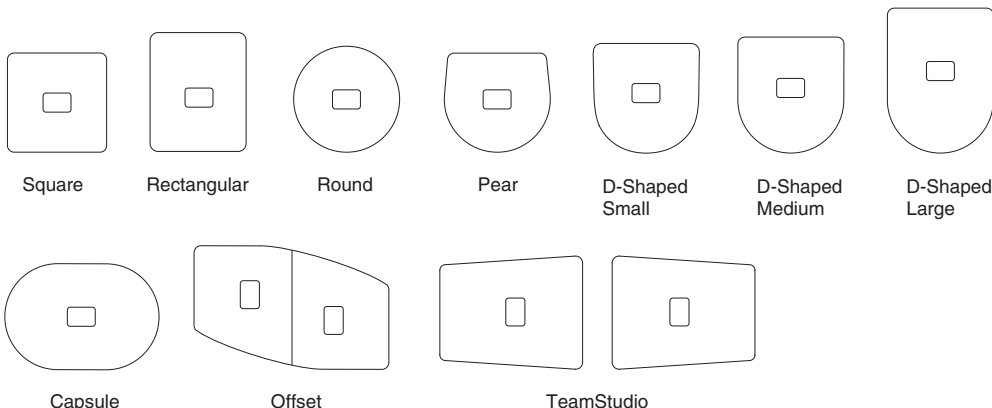
**PUCK** (Personal User Control Key) enables the seamless flow of information between team members.

► See page 40

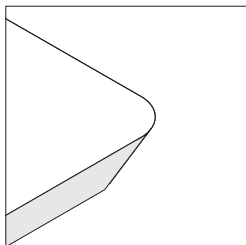
**Base** is available in three finishes and includes a column and legs. A stainless steel foot ring is standard on the stool-height tables.

**Glides** provide 1" of adjustment for leveling.

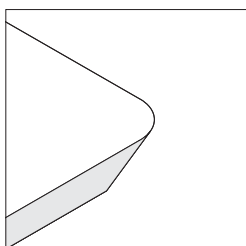
**Profile surfaces** have a 3 mm edge banding along all sides.



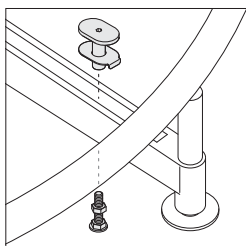
## Product Details



**Laminate surface edges** are plastic and finish selection is available.  
 ▶ See *Recommended Surface Edge Finishes*, page 159, for recommendations.



**Veneer surface edges** are veneer and match the top surface.



**Seismic anchor brackets** secure the media:scape leg to the floor in seismic zones or in settings that need to be permanently attached to the floor. Brackets are ordered separately in a package of two (two packages should be ordered per table).  
 ▶ See page 65.

**To secure a monitor to media:scape**, a locking mechanism can be ordered from an external supplier such as PDR (pdrmounts.com/pdr2/) model number PDM-0108.

## Steelcase Maintenance Agreement

### media:scape tables

include options for a one, two, three, or four year Steelcase maintenance agreement featuring an enhanced support system that provides:

- software/firmware enhancements
- prioritized technical support
- expedited shipping for hardware replacements
- warranty extension on technology components when the four year maintenance agreement option is selected (increases the standard warranty from three to four years)

**A maintenance agreement renewal** may be ordered for one, two, or three year periods, after original purchase, as long as there is an active agreement in place. Maintenance agreement renewals cover up to four years from the unit's original shipping date.  
 ▶ Specifying, page 162

## media:scape Manager

**media:scape manager** is a web-based software application that enables IT administrators to easily configure and monitor their media:scape system remotely. With media:scape manager, changes can be made without the need for expensive programming or on-site resources. Systems can be accessed with the touch of a button from wherever the user is located.

**media:scape manager** requires a license key which may be requested at no cost by media:scape customers with active maintenance agreements. Customers with expired maintenance agreements may purchase their license key.  
 ▶ Specifying, page 78

## Power and Data

**Power** is included.

**Wires** can be housed in the column media well.

### Data:

media:scape switcher and virtual PUCK receiver must be connected to an Ethernet network cable in order to support virtual PUCK and media:scape manager. End user accessible network cables can be connected within the media:scape media well for end users who require a physical network connection.

## Surface Materials

### Surface

- Laminate
- Wood veneer

### Edge

- Plastic – laminate surfaces
- Wood veneer – wood veneer surfaces

### Base

- Paint

### Column

- Painted to match base

### Media well covers

- Painted to match base

### Totem frame

- Painted to match base

### Totem infill

- Painted aluminum

### Foot ring

- Stainless steel

# media:scape TeamStudio

## media:scape

**TeamStudio** is designed for active project teams collaborating on video. The tables are offered in stool-height to optimize for video sight lines and for multiple work modes. media:scape TeamStudio facilitates the sharing of both digital and analog information, while amplifying project team collaboration for both sides of the video conference.

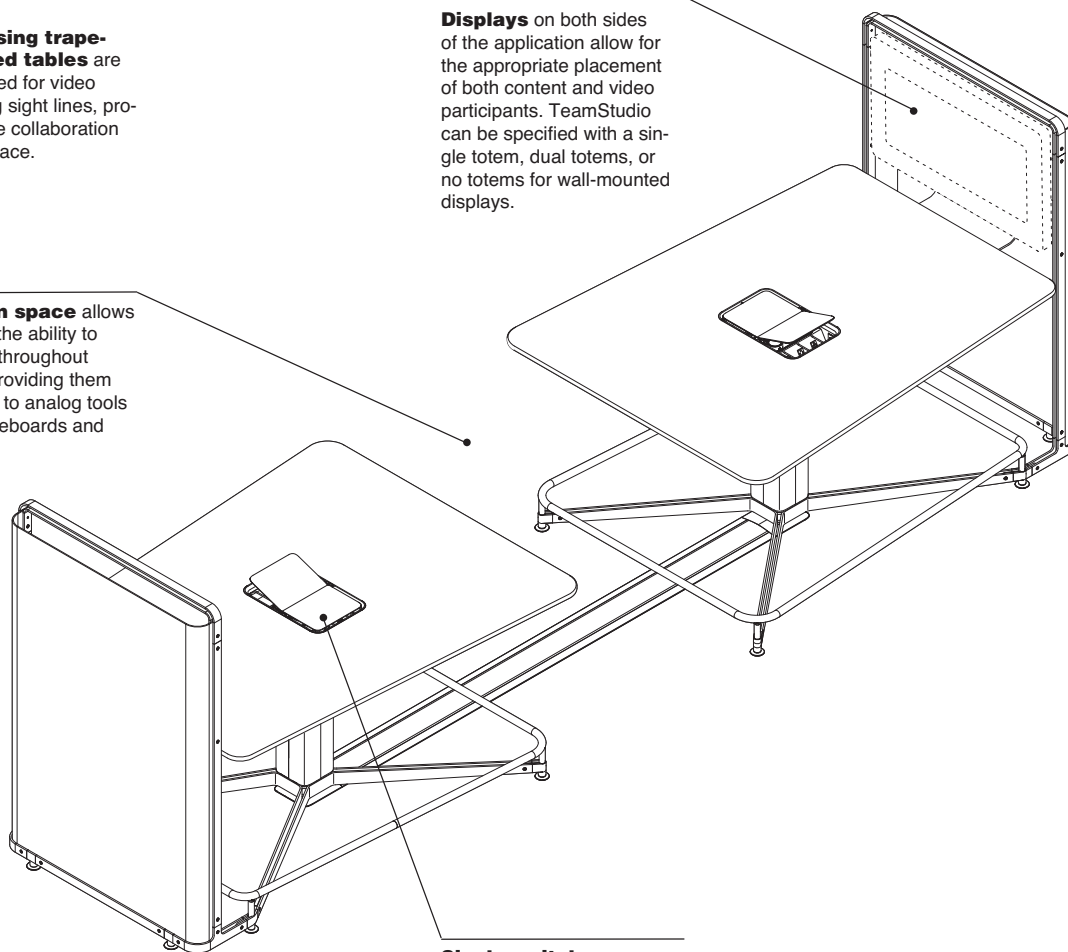
► Specifying, page 62

**Two opposing trapezoid-shaped tables** are both optimized for video conferencing sight lines, promoting active collaboration within the space.

**Circulation space** allows participants the ability to move freely throughout the space, providing them easy access to analog tools such as whiteboards and flipcharts.

**Displays** on both sides of the application allow for the appropriate placement of both content and video participants. TeamStudio can be specified with a single totem, dual totems, or no totems for wall-mounted displays.

**Single switcher or virtual PUCK receiver** links the two tables to act as a single media:scape table. PUCKs from either table can be used to share to the media:scape displays.



## Product Details

**Extension cables** for media:scape TeamStudio are provided and can be routed through the floor (raised floor or cored) or via an optional cable track.

**CODEC case and camera ledge** should be specified to accommodate video conferencing applications.

## Steelcase Maintenance Agreement

**media:scape TeamStudio** includes options for a one, two, three or four year Steelcase maintenance agreement featuring an enhanced support system that provides:

- software/firmware enhancements
- prioritized technical support
- expedited shipping for hardware replacements
- warranty extension on technology components when the four year maintenance agreement option is selected (increases the standard warranty from three to four years)

**A maintenance agreement renewal** may be ordered for one, two, or three year periods, after original purchase, as long as there is an active agreement in place. Maintenance agreement renewals cover up to four years from the unit's original shipping date.

► Specifying, page 162

## media:scape Manager

**media:scape manager** is a web-based software application that enables IT administrators to easily configure and monitor their media:scape system remotely. With media:scape manager, changes can be made without the need for expensive programming or on-site resources. Systems can be accessed with the touch of a button from wherever the user is located.

**media:scape manager** requires a license key which may be requested at no cost by media:scape customers with active maintenance agreements. Customers with expired maintenance agreements may purchase their license key.

► Specifying, page 78

# media:scape Table — Wiring and Cabling

## Attached Display

*Note: This diagram includes a switcher and physical PUCKs. media:scape can also be ordered with virtual PUCK only.*

**Scaler** insures consistent image resolution to the displays.

**Media well** stores PUCKs when not in use and provides power receptacles. Data ports can be added if desired.  
► See page 23

**The switcher** connects to the PUCKs, and controls which user's laptop content is shown on the display(s). Up to four displays, either monitors or projectors, can be accommodated.

**The switcher** sends the signal to the scaler through the HDMI cable.

**A 7' power cord** exits the base of the column and can be plugged into the floor or wall.

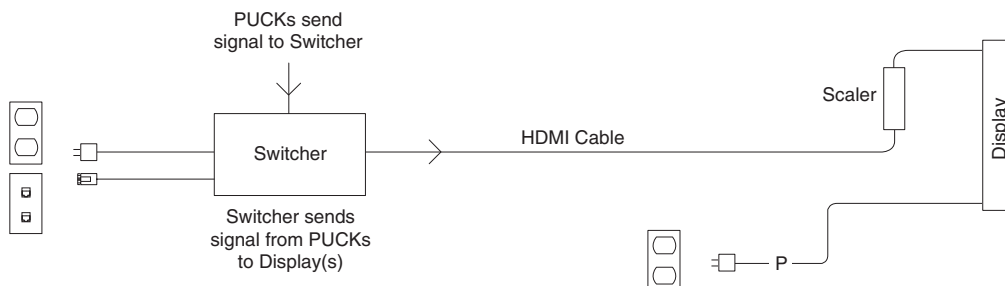
**An Ethernet network cable** must be connected to the media:scape switcher and virtual PUCK receiver in order to enable virtual PUCK and media:scape manager.

**For power management**, the media:scape setting will automatically go into standby mode when media:scape is not in use. The system can be reactivated by simply connecting a device to one of the PUCKs.

**PUCK (Personal User Control Key)** plugs into the user's laptop and allows them to send their content to the display by touching an illuminated display number. PUCKs are available in VGA, HDMI, DisplayPort, and mini DisplayPort connectors.

**HDMI cable** receives information from the switcher and sends that information to the scaler.

## Sequence



## Legend

P = Power

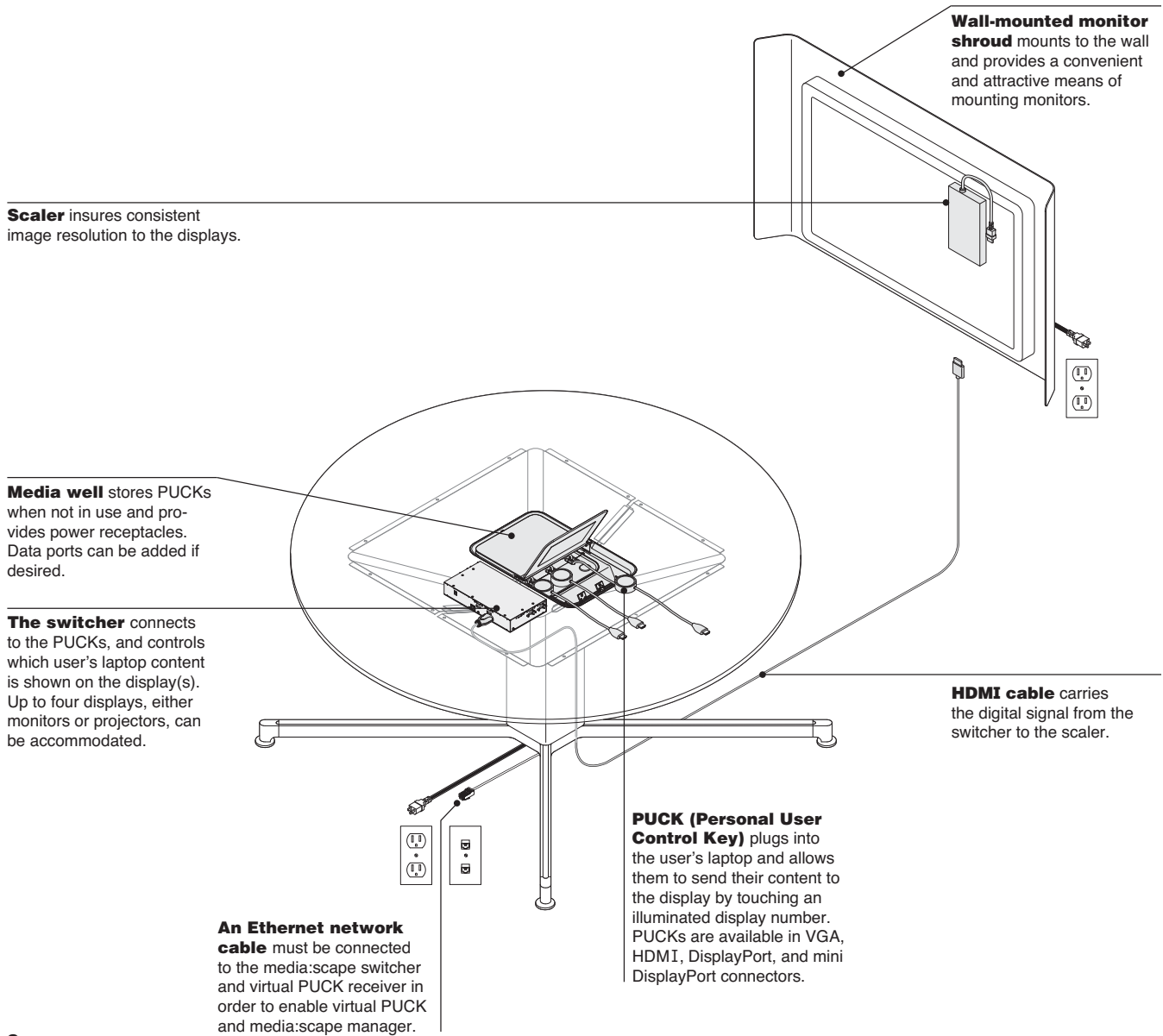


# media:scape Table — Wiring and Cabling


## Detached Display

media:scape Table —  
Wiring and Cabling

*Note: This diagram includes a switcher and physical PUCKs. media:scape can also be ordered with virtual PUCK only.*



### Sequence



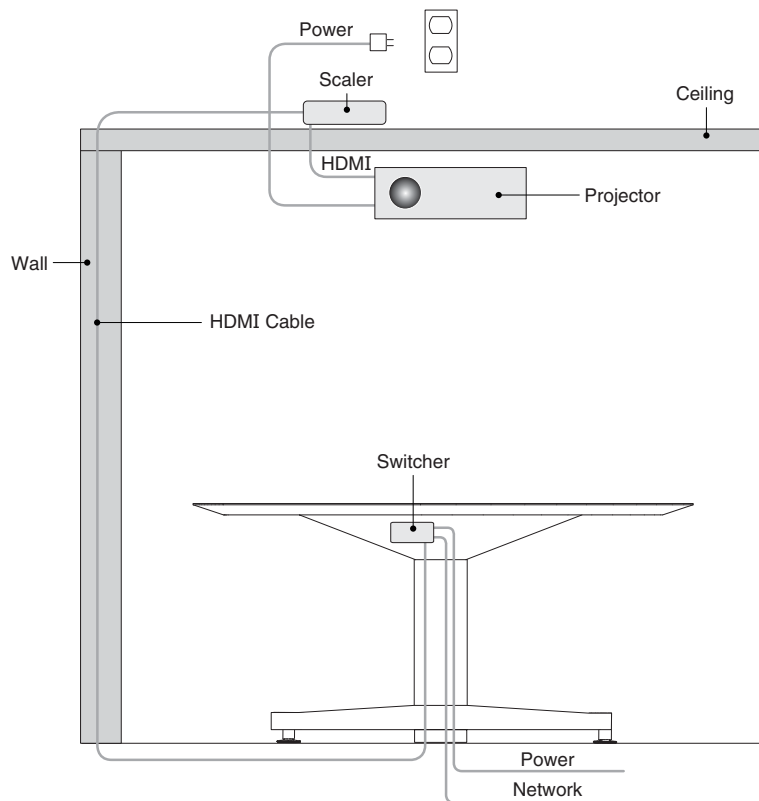
### Legend

P = Power

## media:scape Table — Wiring and Cabling

### With Projector

*Note: This diagram includes a switcher and physical PUCKs. media:scape can also be ordered with virtual PUCK only.*

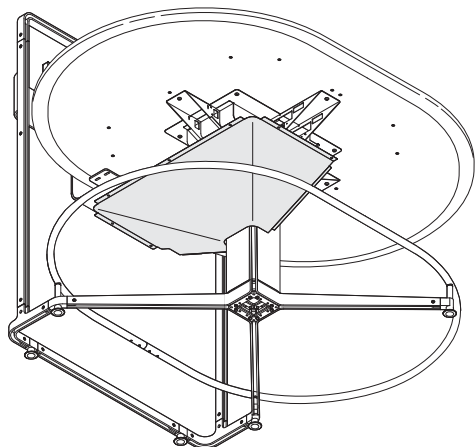


# media:scape Table — Data Cable Routing

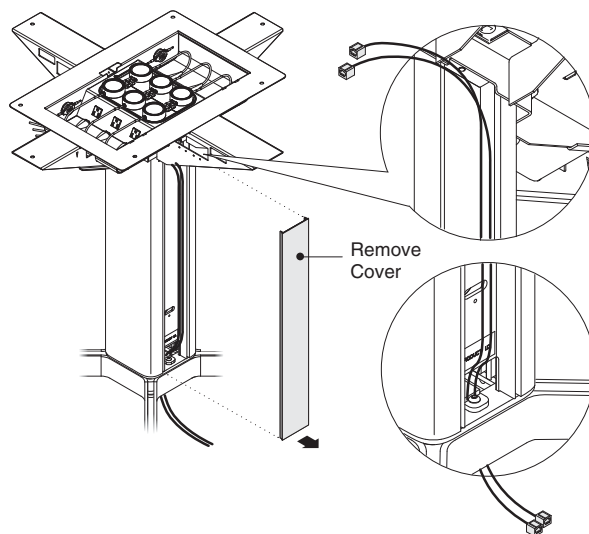
media:scape Table  
— Data Cable Routing

**Data cables** can be routed up through the column and connected to the data jacks housed in the media well.

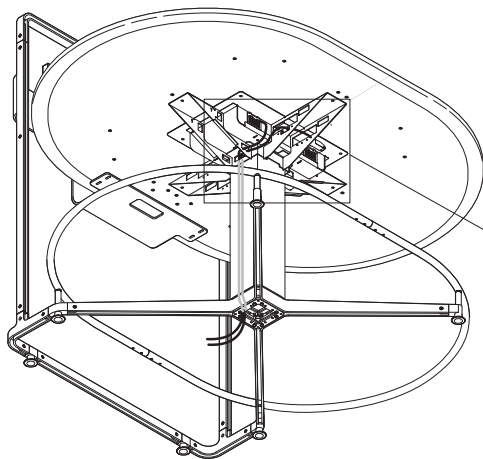
**An Ethernet network cable** must be connected to the media:scape switcher and virtual PUCK receiver in order to enable virtual PUCK and media:scape manager.



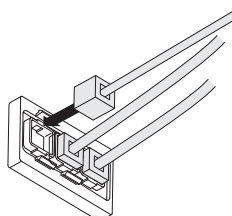
**1. Remove covers.**



**2. Route cables.**

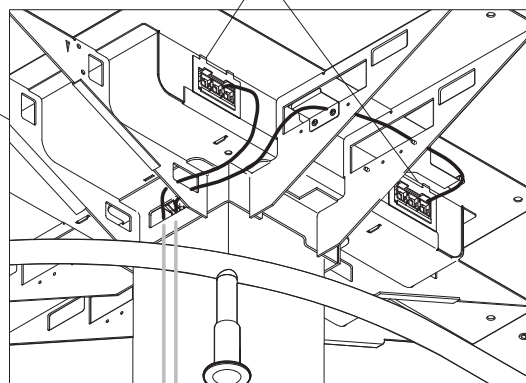


**3. Plug in data cables.**



CommScope black faceplates  
M13C-003 (included)

Note: The faceplates can be removed  
and replaced with other standard  
faceplates. The faceplate opening size is  
1.38"H. x 2.71"W.

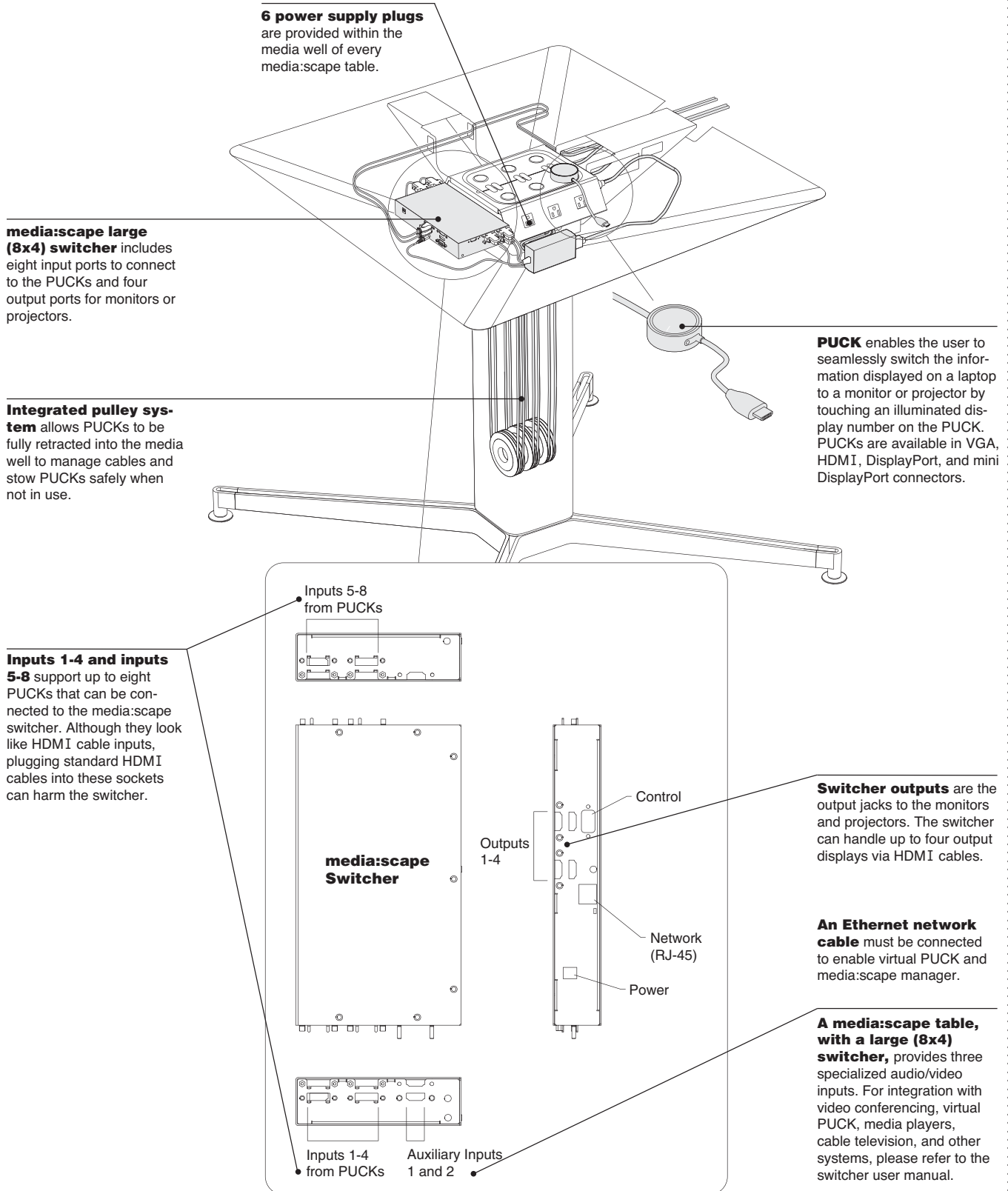


media:scape - well

**4. Replace covers.**

# Under the Hood — media:scape Table with Large (8x4) Switcher

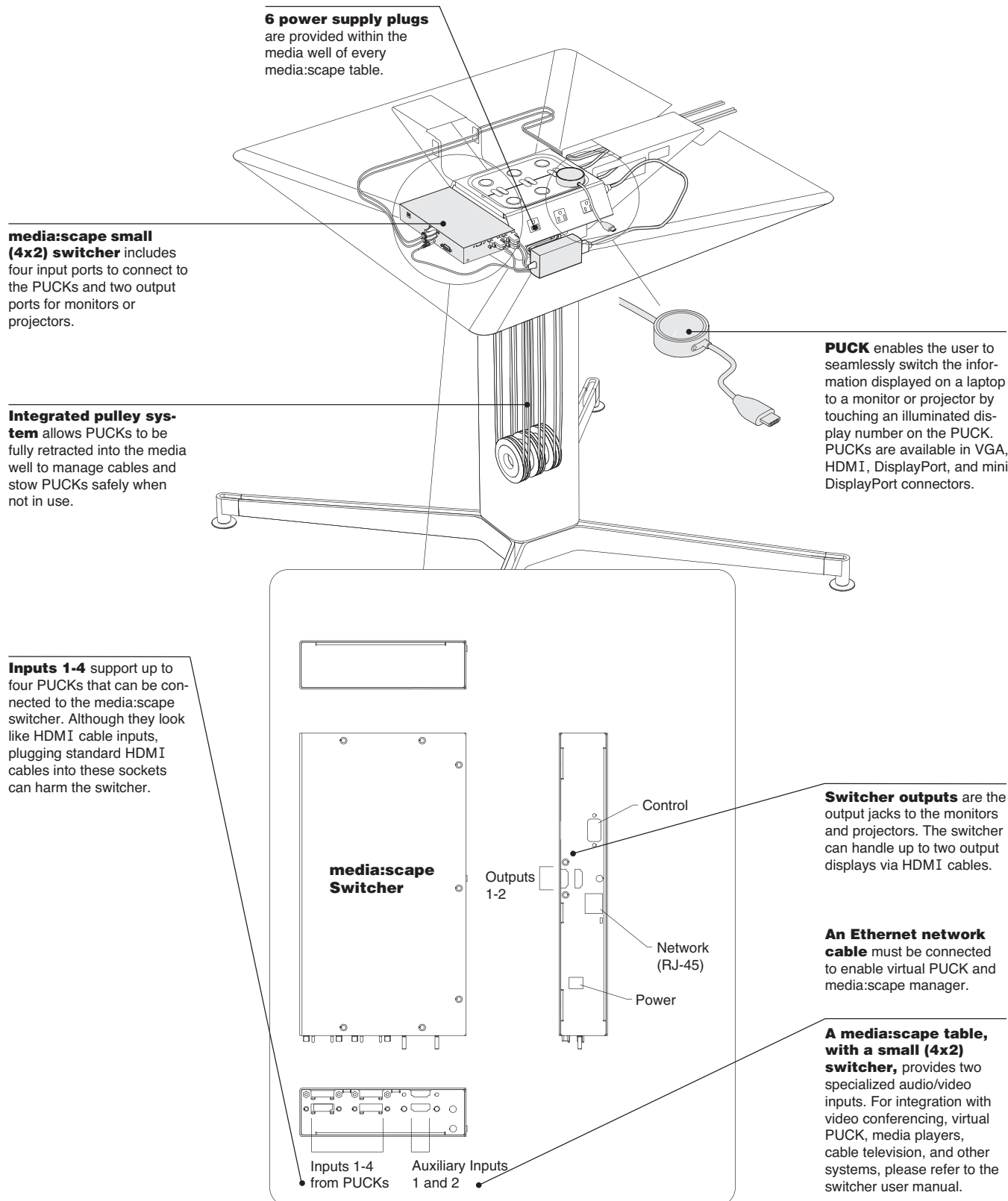
Note: This diagram includes a switcher and physical PUCKs. media:scape can also be ordered with virtual PUCK only.



# Under the Hood — media:scape Table with Small (4x2) Switcher

Under the Hood —  
media:scape Table with  
Small (4x2) Switcher

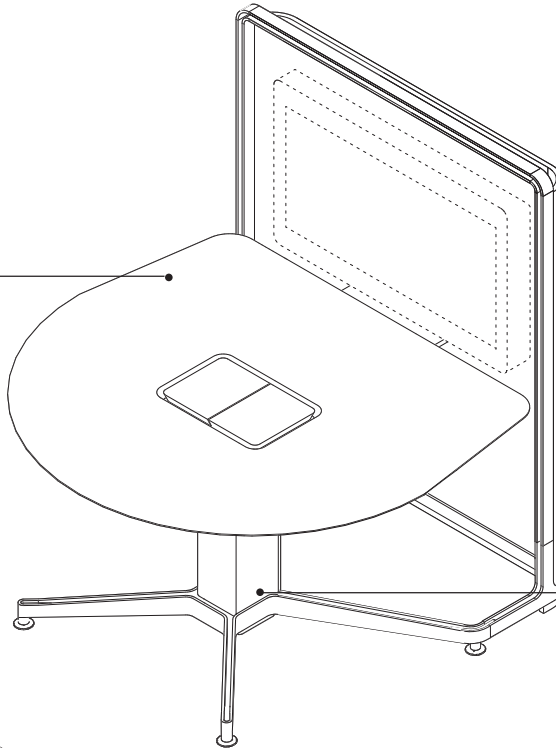
*Note: This diagram includes a switcher and physical PUCKs. media:scape can also be ordered with virtual PUCK only.*



# Under the Hood

*Note: This diagram includes a switcher and physical PUCKs. media:scape can also be ordered with virtual PUCK only.*

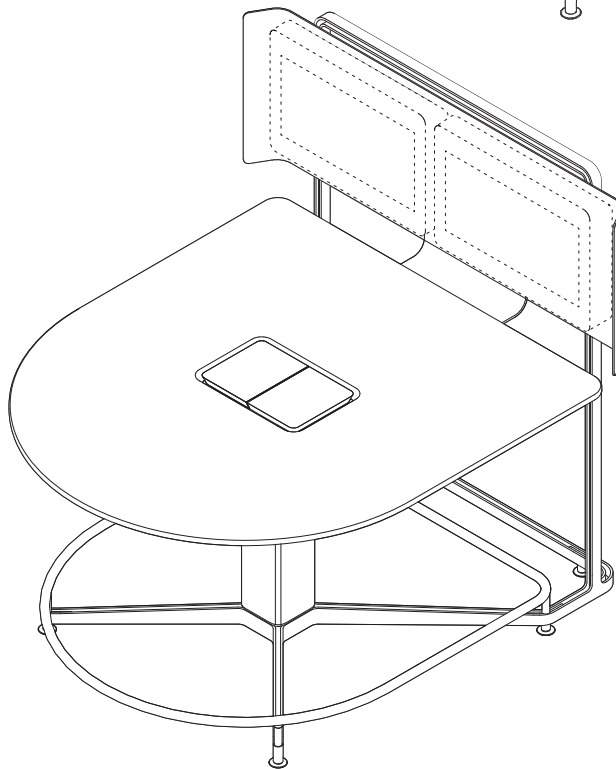
**A single monitor table with totem** should be specified with a 40" to 42" diagonal screen dimension for optimal viewing. The inside dimension of the totem from above the table top to the underside of the totem is 28½"H, and the internal width between the two sides of the totem is 47½"W.



**A 7' power cord** exits the base of the column and can be plugged into the floor or wall.

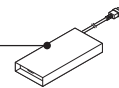
**An Ethernet network cable** must be connected to the media:scape switcher

and virtual PUCK receiver to enable virtual PUCK and media:scape manager.



**For dual monitor solutions with a totem, a shroud** is supplied to which 32" monitors can be attached.

**A scaler** is standard with each table. Additional scalers and HDMI cables should be specified for each additional monitor, projector, and/or CODEC. A scaler is not required or provided for virtual PUCK only applications.



**media:scape** hosts video conferencing solutions in two ways:

- 1. Using a webcam with a laptop** in combination with a collaborative software program.
- 2. Using a video conference system** that plugs into the media:scape switcher input number 9; allowing laptop information to be shared when collaborating between local and remote sites.

*Note: An additional HDMI cable and scaler is needed to host a video conferencing system.*



# media:scape Digital Upgrade Packages

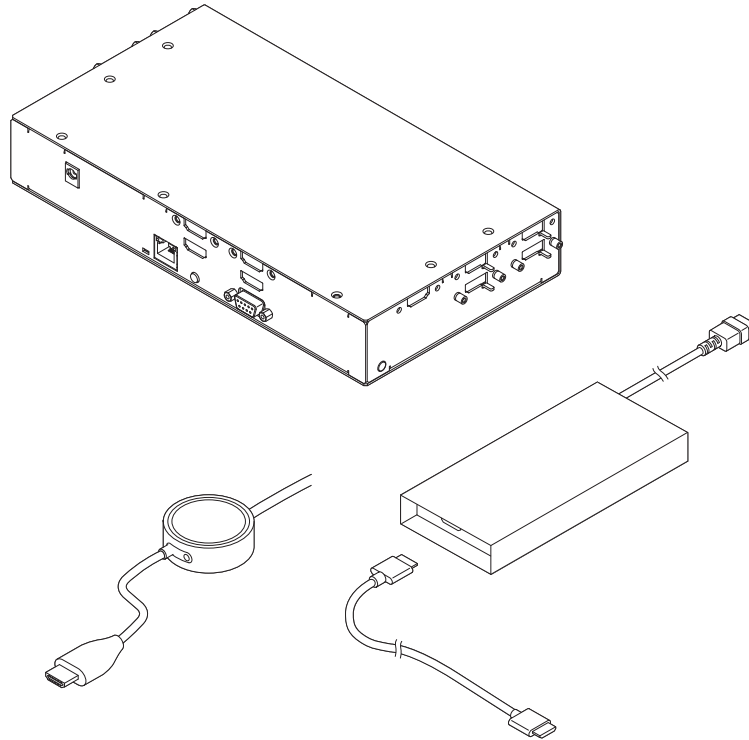
**media:scape digital upgrade packages** allow customers with the original media:scape analog technology components to upgrade their media:scape table to digital technology. The digital upgrade packages include everything necessary to upgrade a media:scape table.

There are three versions available:

1. Digital upgrade package standard – the standard version includes an 8x4 switcher with two, four, six, or eight PUCKs and one, two, three, or four displays.
2. Digital upgrade package lite – a smaller scale version of the upgrade that includes a 4x2 switcher with two or four PUCKs and one or two displays.
3. Digital upgrade package virtual PUCK – the lowest cost version of the upgrade that allows a table to use virtual PUCK by itself.

The packages also include maintenance agreement options and a return and recycling program that allows customers to return their original analog technology components to Steelcase for a credit. See village.steelcase.com for more information.

► Specifying, pages 72–74



## Product Details

### Digital upgrade package standard includes:

- 8x4 Digital switcher – 1
- Physical PUCKs – 2, 4, 6, or 8
- Digital scaler and HDMI cable(s) – 1 or 2
- Steelcase maintenance agreement – 1, 2, 3, or 4 years
- Return label and packaging (for analog technology return and recycling program)

### Digital upgrade package lite includes:

- 4x2 Digital switcher – 1
- Physical PUCKs – 2 or 4
- Digital scaler and HDMI cable(s) – 1 or 2
- Steelcase maintenance agreement – 1, 2, 3, or 4 years
- Return label and packaging (for analog technology return and recycling program)

### Digital upgrade package virtual PUCK includes:

- Virtual PUCK receiver
- HDMI cable(s) – 1 or 2
- Steelcase maintenance agreement – 1, 2, 3, or 4 years
- Return label and packing (for analog technology return and recycling program)

*Note: HDMI monitor extension cables are intended for use with attached totem applications. For wall mounted monitor applications, HDMI monitor extension cables will need to be specified separately.*

*Note: One of the new features of media:scape digital is the ability to connect the switcher to the network. This is important to implement, as it enables virtual PUCK and media:scape manager. Before installing a media:scape digital system, run an Ethernet network cable to the location.*



## **Steelcase Maintenance Agreement**

### **media:scape digital upgrade packages**

include options for a one, two, three, or four year Steelcase maintenance agreement featuring an enhanced support system that provides:

- software/firmware enhancements
- prioritized technical support
- expedited shipping for hardware replacements
- warranty extension on technology components when the four year maintenance agreement option is selected (increases the standard warranty from three to four years)

**A maintenance agreement renewal** may be ordered for one, two, or three year periods, after original purchase, as long as there is an active agreement in place. Maintenance agreement renewals cover up to four years from the unit's original shipping date.  
► Specifying, page 162

### **media:scape Manager**

#### **media:scape manager**

is a web-based software application that enables IT administrators to easily configure and monitor their media:scape system remotely. With media:scape manager, changes can be made without the need for expensive programming or on-site resources. Systems can be accessed with the touch of a button from wherever the user is located.

#### **media:scape manager**

requires a license key which may be requested at no cost by media:scape customers with active maintenance agreements. Customers with expired maintenance agreements may purchase their license key.

► Specifying, page 78

# Dimensions

## media:scape Tables

• Features	• Overall Width	• Overall Length	• Table Width	• Table Length	• Table Height	• Totem Width	• Totem Height	• Totem Canopy Height
------------	-----------------	------------------	---------------	----------------	----------------	---------------	----------------	-----------------------

### media:scape Tables

#### Lounge-Height Tables

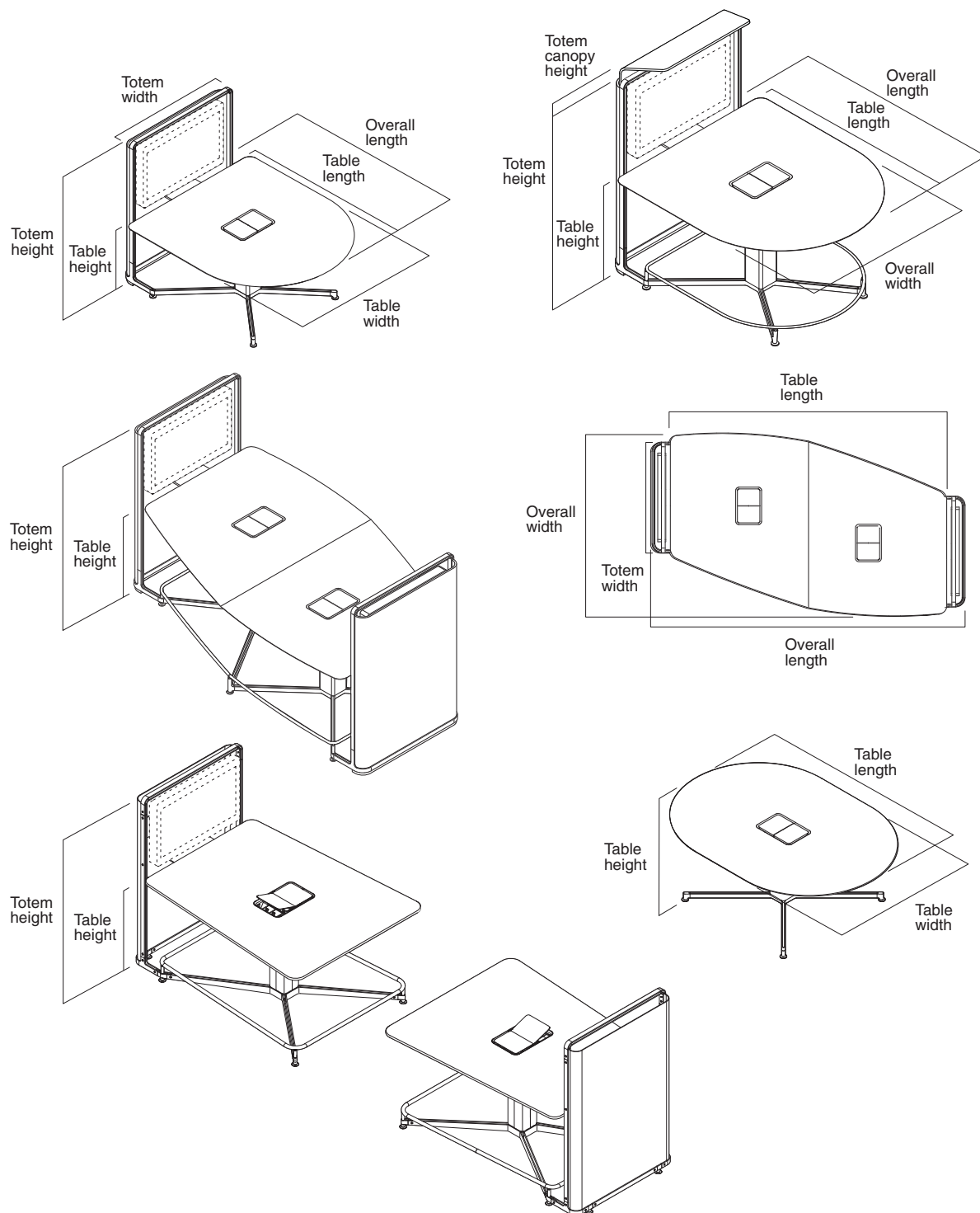
Round	54"	N.A.	54"	54"	23"	N.A.	N.A.	N.A.
Small D-Shaped, attached totem	50"	58"	48"	51"	23"	50"	53"	61"
Pear, attached totem	54"	61"	54"	54"	23"	50"	53"	61"

#### Desk-Height Tables

Square	60"	N.A.	60"	60"	29"	N.A.	N.A.	N.A.
Square, attached totem	60"	67"	60"	60"	29"	50"	59"	67"
Rectangle	60"	N.A.	60"	72"	29"	N.A.	N.A.	N.A.
Rectangle, attached totem	60"	79"	60"	72"	29"	50"	59"	67"
Round	60"	N.A.	60"	60"	29"	N.A.	N.A.	N.A.
Pear, attached totem	54"	61"	54"	54"	29"	50"	59"	67"
Small D-Shaped, attached totem	50"	58"	48"	51"	29"	50"	59"	67"
Medium D-shaped, attached totem	60"	73"	60"	66"	29"	50"	59"	67"
Large D-shaped, attached totem	60"	85"	60"	78"	29"	50"	59"	67"
Capsule	84"	N.A.	84"	60"	29"	N.A.	N.A.	N.A.
Capsule, attached totem	84"	67"	84"	60"	29"	50"	59"	67"
Offset, attached totem	80"	134"	80"	120"	29"	50"	59"	67"

#### Stool-Height Tables

Square	60"	N.A.	60"	60"	38"	N.A.	N.A.	N.A.
Square, attached totem	60"	67"	60"	60"	38"	50"	68"	76"
Rectangle	60"	N.A.	60"	72"	38"	N.A.	N.A.	N.A.
Rectangle, attached totem	60"	79"	60"	72"	38"	50"	68"	76"
Round	60"	N.A.	60"	60"	38"	N.A.	N.A.	N.A.
Medium D-shaped, attached totem	60"	73"	60"	66"	38"	50"	68"	76"
Large D-shaped, attached totem	60"	85"	60"	78"	38"	50"	68"	76"
Capsule	84"	N.A.	84"	60"	38"	N.A.	N.A.	N.A.
Capsule, attached totem	84"	67"	84"	60"	38"	50"	68"	76"
Offset, attached totem	80"	134"	80"	120"	38"	50"	68"	76"
TeamStudio	60"	189"	60"	75" (per table)	38"	N.A.	N.A.	N.A.
TeamStudio, attached single totem	60"	197"	60"	75" (per table)	38"	45"	68"	76"
TeamStudio, attached dual totems	60"	205"	60"	75" (per table)	38"	45"	68"	76"
:	:	:	:	:	:	:	:	:



# media:scape Features Comparison

Features	media:scape tables	media:scape kiosk	media:scape mobile	media:scape mini	FrameOne with media:scape
Number of PUCKs	2-8	2	2-4	2-4	4-8
Number of monitors	1-4	1	1	1	1-2
Detached display option (wall-mounted)	yes	no	no	no	yes
HDVC integration	yes	yes	yes	no	no
User-moveable	no	no	yes	no	no
Size of display supported	any size	Cisco PX80 / 32" LED	40"/42" LED	40"/42" LED	40"/42" LED
Customer-installed	no	no	no	yes (30 minutes or less)	no
Supported monitor types	LCD, LED, or projectors	optimized for Cisco PX80 or LED monitor	optimized for LED monitor	optimized for LED monitor	optimized for LED monitor
Secure monitor with a lock	yes	yes	yes	yes	yes
Table shape designed for optimized sightlines	yes	yes	—	—	no
Maximum monitor weight	150 lbs	50 lbs	55 lbs	55 lbs	55 lbs

## Wall-mounted shrouds

are available to support up to three 32", 42", 46", 55", or 65" monitors, (not included). Quad shrouds are available for 32" or 42" monitors. They are painted aluminum and available in platinum, arctic white gloss, near black, and midnight metallic.

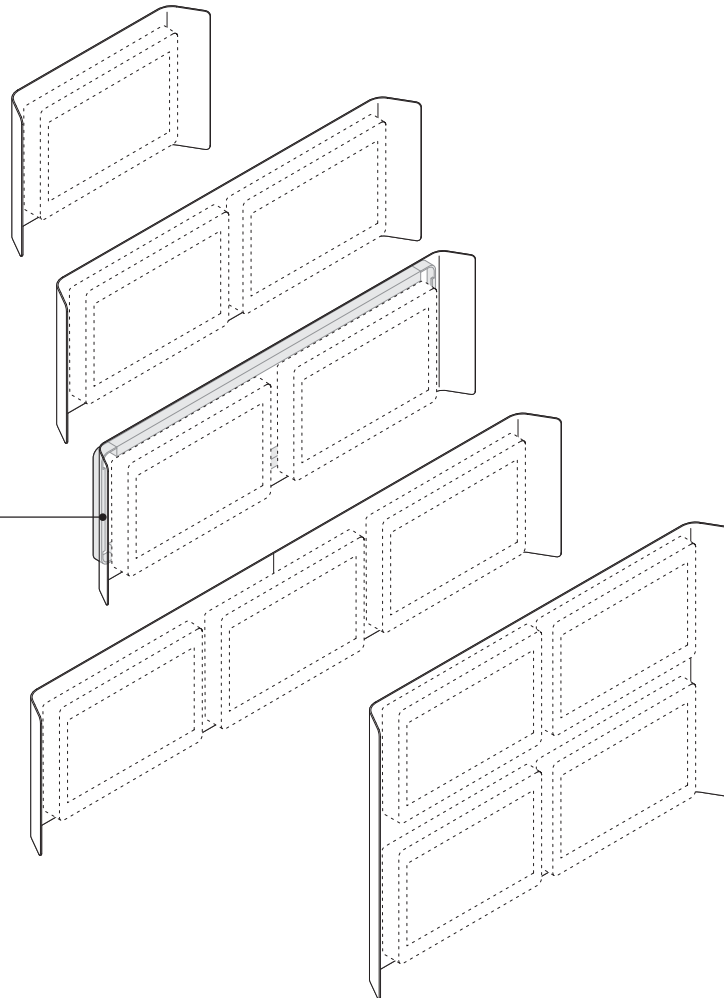
*Tip: Specify the seismic option if needed. This option is not available on shrouds with CODEC cases because these versions are already seismic compliant and additional parts are not required.*

**Monitor brackets** are included and support most monitors.

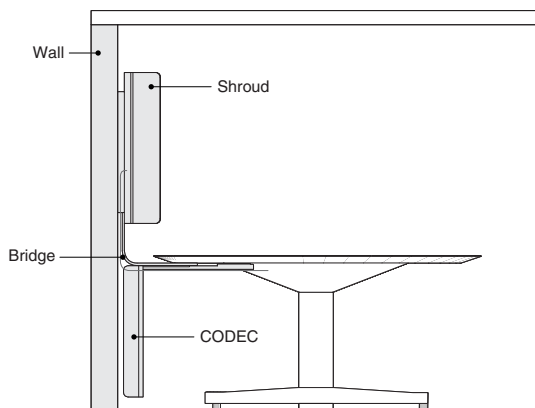
## Shroud-mounted

**CODEC cases** are available for dual and triple 42" and 46" monitors.

*Tip: The 42" shroud-mounted CODEC case was designed to accommodate a maximum 28"W, 16½"D, and 2½"H CODEC. The 46" shroud-mounted CODEC case was designed to accommodate a maximum 28"W, 19½"D, and 2½"H CODEC.*

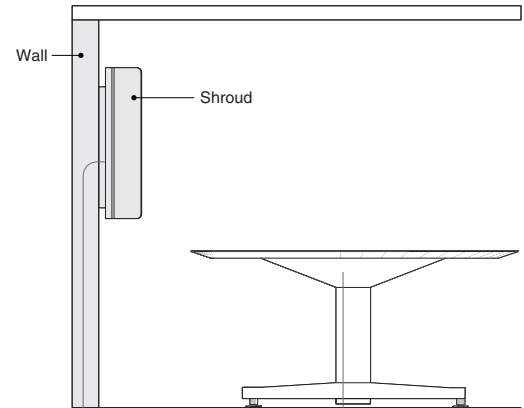


*Tip: Wall-mount hardware is not included. To complete an installation, consult with your project architect to determine the mounting specifications for your installation site. Consult with your local building code officials for specific code requirements applicable to your installation.*



**The bridge** is an option on all single monitor shrouds, and dual 32", 42", and 46" shrouds. It tethers a detached table to the shroud and provides cable management. The bridge defaults to the finish selected for the shroud. The bridge is not attachable to the dual monitor shroud with CODEC (MTSWD32C).

*Note: Bottom of shroud will be 5" above table top.*



**If a table** is placed away from the wall, cables can be routed down the column, through the floor, and up the wall to the monitor. When coring the floor 2", conduit is recommended to easily fit the monitor extension cable HD15 connector.

# Dimensions

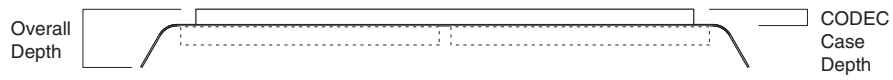
## media:scape Wall-Mounted Shrouds

• Features	• Overall Interior Length	• Overall Height	• Overall Depth	• Overall Length With Flaps	• Overall Depth of CODEC Case
<b>media:scape Shrouds</b>					
<b>32" Shrouds</b>					
Single	29½"	23½"	6½"	35"	N.A.
Dual	62"	23½"	6½"	67"	N.A.
Triple	94½"	23½"	6½"	99½"	N.A.
Quad	62"	45"	6½"	67"	N.A.
<b>42" Shrouds</b>					
Single	39"	27½"	6½"	44"	N.A.
Dual	81"	27½"	6½"	86"	N.A.
Dual with CODEC Case	81"	27½"	8"	86"	2½"
Triple	122½"	27½"	6½"	127½"	N.A.
Triple with CODEC Case	122½"	27½"	8"	127½"	2½"
Quad	81"	54"	6½"	86"	N.A.
<b>46" Shrouds</b>					
Single	43½"	30½"	6½"	48½"	N.A.
Dual	90"	30½"	6½"	95"	N.A.
Dual with CODEC Case	90"	30½"	8"	95"	2½"
Triple	136½"	30½"	6½"	141½"	N.A.
Triple with CODEC Case	136½"	30½"	8"	141½"	2½"
<b>55" Shrouds</b>					
Single	51"	35"	6½"	56"	N.A.
Dual	104½"	35"	6½"	109½"	N.A.
Triple	158"	35"	6½"	163"	N.A.
<b>65" Shrouds</b>					
Single	60"	40½"	6½"	65"	N.A.
Dual	122"	40½"	6½"	127"	N.A.
Triple	184"	40½"	6½"	189½"	N.A.

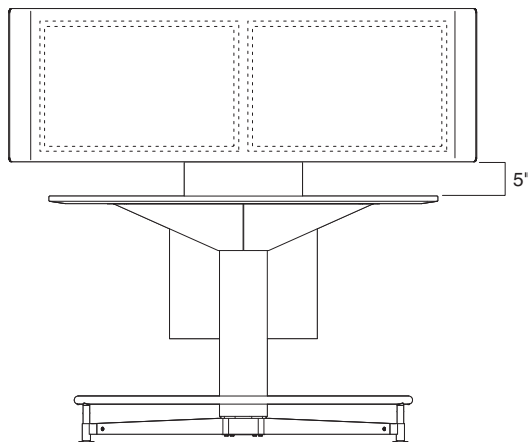

Top View



Top View - CODEC Models



Overall Interior Length



*Note: Bottom of shroud will be 5" above table top.*

► See page 33.

*Note: For maximum CODEC size, see Wall-Mounted Shrouds Understanding.*

► See page 33.

# Dimensions

media:scape Wall-Mounted Shroud Monitor Relationships and media:scape Wall-Mounted Shroud Weights

• Recommended • Monitor • Dimensions	• 32"	• 42"	• 46"	• 55"	• 65"
--	-------	-------	-------	-------	-------

## media:scape Wall-Mounted Shroud Monitor Relationships

Minimum width	30 <sup>3</sup> / <sub>4</sub> "	39"	44"	51 <sup>1</sup> / <sub>2</sub> "	60 <sup>1</sup> / <sub>2</sub> "
Maximum width	32 <sup>1</sup> / <sub>4</sub> "	41 <sup>1</sup> / <sub>2</sub> "	46"	53 <sup>1</sup> / <sub>2</sub> "	62"
Minimum height	19 <sup>1</sup> / <sub>4</sub> "	23"	26"	31"	35 <sup>1</sup> / <sub>2</sub> "
Maximum height	21 <sup>1</sup> / <sub>2</sub> "	26"	28 <sup>1</sup> / <sub>2</sub> "	33"	38"

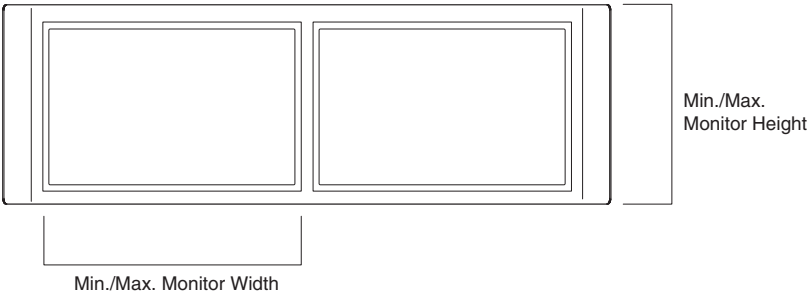
Tip: External speakers should be included when determining dimensions.

• Style Number	• Description	• Weight	• Weight with • Seismic Option
----------------	---------------	----------	-----------------------------------

## media:scape Wall-Mounted Shroud Weights

<b>MTSWS32</b>	Single, 32" Shroud	28 lb	30 lb
<b>MTSWS42</b>	Single, 42" Shroud	40 lb	43 lb
<b>MTSWS46</b>	Single, 46" Shroud	46 lb	50 lb
<b>MTSWS55</b>	Single, 55" Shroud	56 lb	61 lb
<b>MTSWS65</b>	Single, 65" Shroud	70 lb	76 lb
<b>MTSWD32</b>	Dual, 32" Shroud	50 lb	56 lb
<b>MTSWD42</b>	Dual, 42" Shroud	75 lb	81 lb
<b>MTSWD42C</b>	Dual, 42" Shroud, CODEC case	87 lb	N.A.
<b>MTSWD46</b>	Dual, 46" Shroud	86 lb	92 lb
<b>MTSWD46C</b>	Dual, 46" Shroud, CODEC Case	100 lb	N.A.
<b>MTSWD55</b>	Dual, 55" Shroud	105 lb	114 lb
<b>MTSWD65</b>	Dual, 65" Shroud	132 lb	142 lb
<b>MTSWT32</b>	Triple, 32" Shroud	75 lb	82 lb
<b>MTSWT42</b>	Triple, 42" Shroud	108 lb	118 lb
<b>MTSWT42C</b>	Triple, 42" Shroud, CODEC Case	129 lb	N.A.
<b>MTSWT46</b>	Triple, 46" Shroud	129 lb	143 lb
<b>MTSWT46C</b>	Triple, 46" Shroud, CODEC Case	116 lb	N.A.
<b>MTSWT55</b>	Triple, 55" Shroud	157 lb	172 lb
<b>MTSWT65</b>	Triple, 65" Shroud	198 lb	217 lb
<b>MTSWQ32</b>	Quad, 32" Shroud	94 lb	98 lb
<b>MTSWQ42</b>	Quad, 42" Shroud	138 lb	144 lb



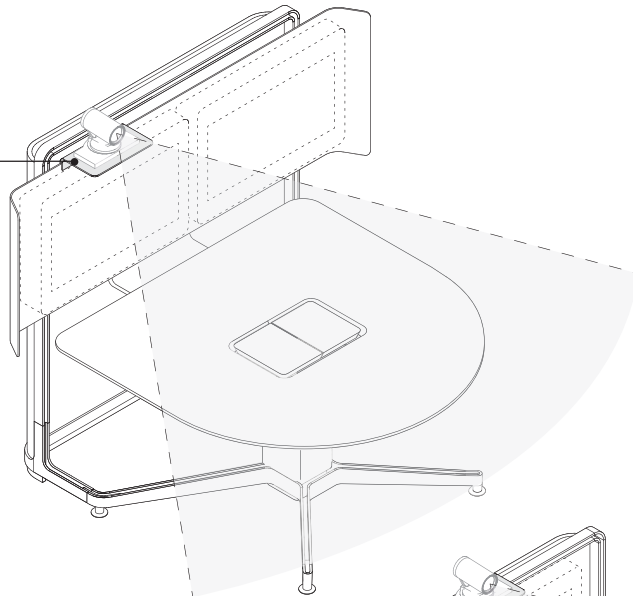


# Camera Ledges

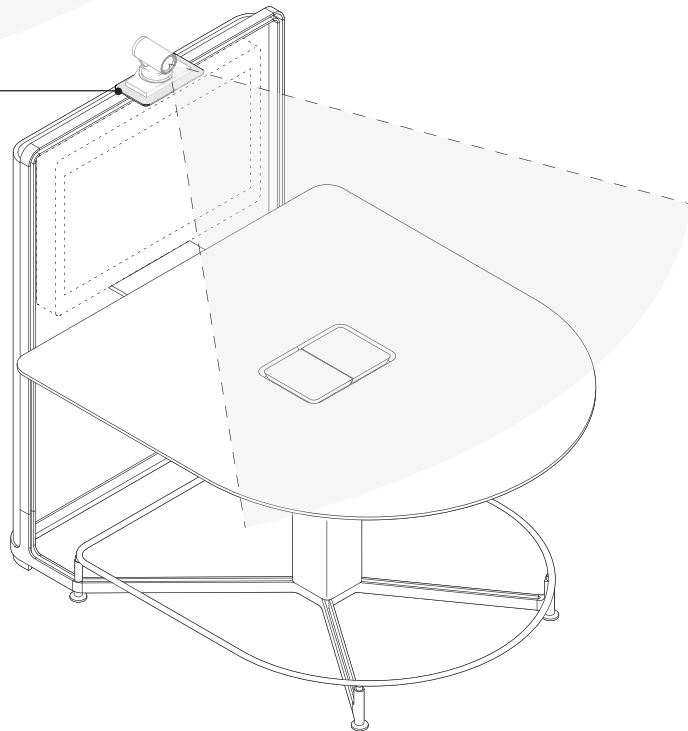
**Camera ledges** are available to support video conferencing applications in either shroud-mounted or totem-mounted options.

*Tip: Cameras are not included.*

**Shroud-mounted camera ledges** can be mounted to all wall-mounted shrouds and the dual monitor totem shroud. They are available in platinum, arctic white gloss, near black, and midnight metallic. Shroud-mounted ledges include slot to accommodate camera mount.



**Totem-mounted camera ledges** can be mounted to any media:scape table with a totem and are available in platinum, arctic white gloss, and near black.



*Tip: Sight lines will vary by camera and should be taken into consideration when specifying an application.*

The CODEC case is available 2 1/2" thick or 5 1/2" thick to accommodate most CODECs. They are mounted to the bottom of the bridge on tables with totems, or to the shroud bridge option available on all single monitor shrouds, and 32", 42", and 46" dual monitor shrouds. The perforated cover lets heat dissipate from the CODEC and allows access to hardware for services. The CODEC case is available in platinum, arctic white gloss and near black.

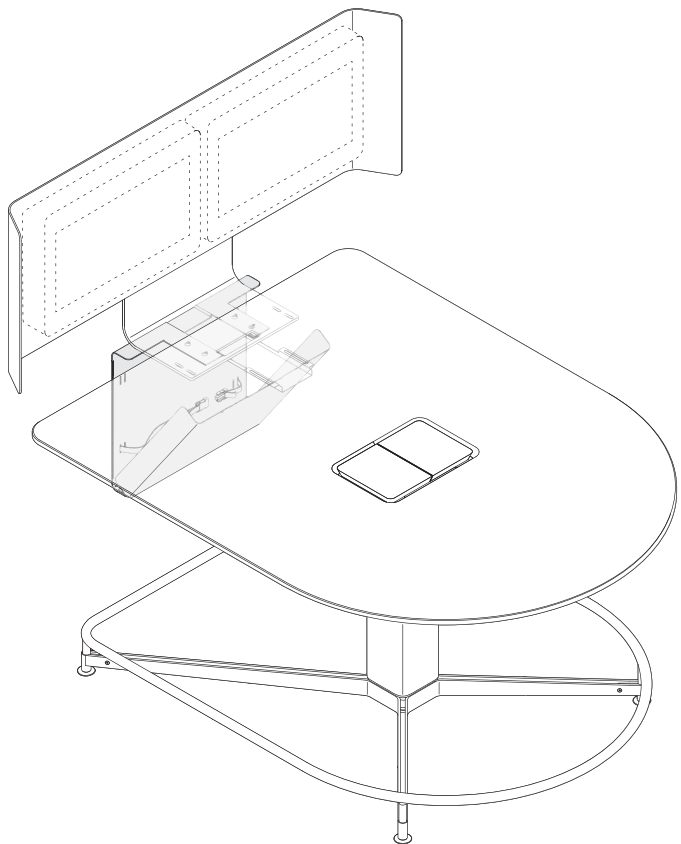
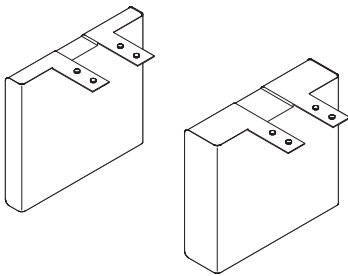
*Tip: The dual 42" and 46" shrouds and the triple 42" and 46" shrouds are available with a CODEC case stored behind the shroud. A bridge-mounted CODEC case would not be needed in this scenario.*

A tether buckle is included to secure the CODEC. A Kensington lock is not included but recommended for security.

*Tip: The 5 1/2" thick CODEC case was designed to accommodate a maximum 5" CODEC height, 16" depth, and 20" width.*

*Tip: All CODECs may not fit. Check the dimensions of the CODEC before ordering a CODEC case.*

*Tip: An additional scaler and HDMI cable are needed to connect to the CODEC.*



## Actual Dimensions

	Depth	Width	Height
2 1/2" thick	3"	23"	21"
5 1/2" thick	6"	23"	21"

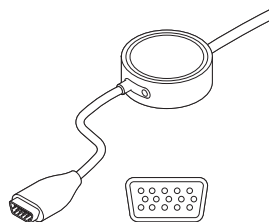
# media:scape PUCKs

**media:scape** allows workers to collaborate with their devices by using new PUCKs that support a mix of digital and analog connections.

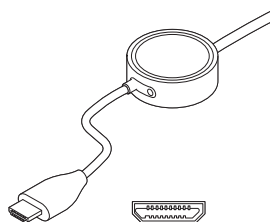
**PUCKs** are available in VGA, HDMI, DisplayPort, and mini DisplayPort connectors.

**Each individual PUCK** has a single connector and any combination of PUCKs can be specified on media:scape products.

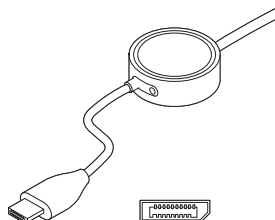
► Specifying, pages 76–77



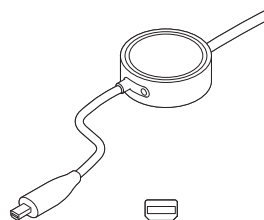
VGA



HDMI



DisplayPort



mini DisplayPort

## Product Details

**VGA** has been the standard analog output on most devices for the past decade. Many of today's enterprise laptops have both a VGA and a digital output.

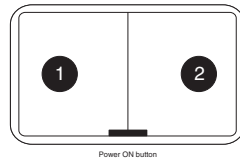
**HDMI** is the common digital output on consumer devices. Most consumer laptops have HDMI outputs today.

**DisplayPort** is a common digital output on enterprise devices. Some enterprise laptops have DisplayPort outputs today.

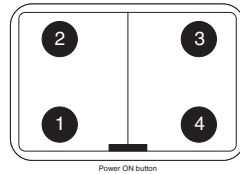
**mini DisplayPort** is a common digital output on Apple™ MacBooks™.

**To determine the appropriate mix of PUCKs**, work closely with the customer's IT department.

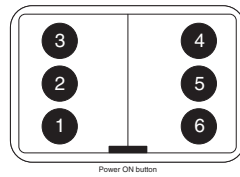
**When selecting mixed PUCKs**, please use the images below to determine the location for each connector.



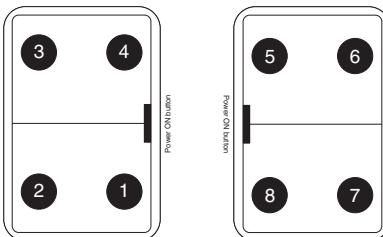
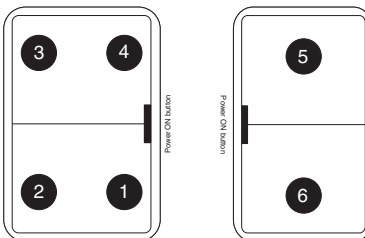
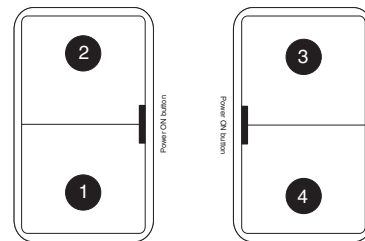
Use this configuration for media:scape tables with two PUCKs.



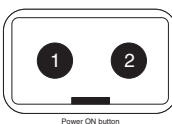
Use this configuration for media:scape tables with four PUCKs, mini, and mobile.



Use this configuration for media:scape tables with six PUCKs.



Use these configurations for media:scape offset and TeamStudio tables.



Use this configuration for media:scape kiosk.

# media:scape Virtual PUCK

Used with Switcher and Physical PUCKs

**Virtual PUCK** allows easy and efficient wireless content sharing from laptops on two media:scape displays. Virtual PUCK maintains the simple "Open, Connect, and Share" user experience, like the original media:scape PUCK interface.

► Specifying, page 77

**Users** share content via a security-minded software application, complete with a simple and easy to use interface.

**Content** is shared on up to two displays.

*Note: Displays must have an HDMI input and it is recommended they are commercial grade or equivalent. In order to integrate with media:scape power management features, the displays must recognize whether or not a signal is being sent to them.*

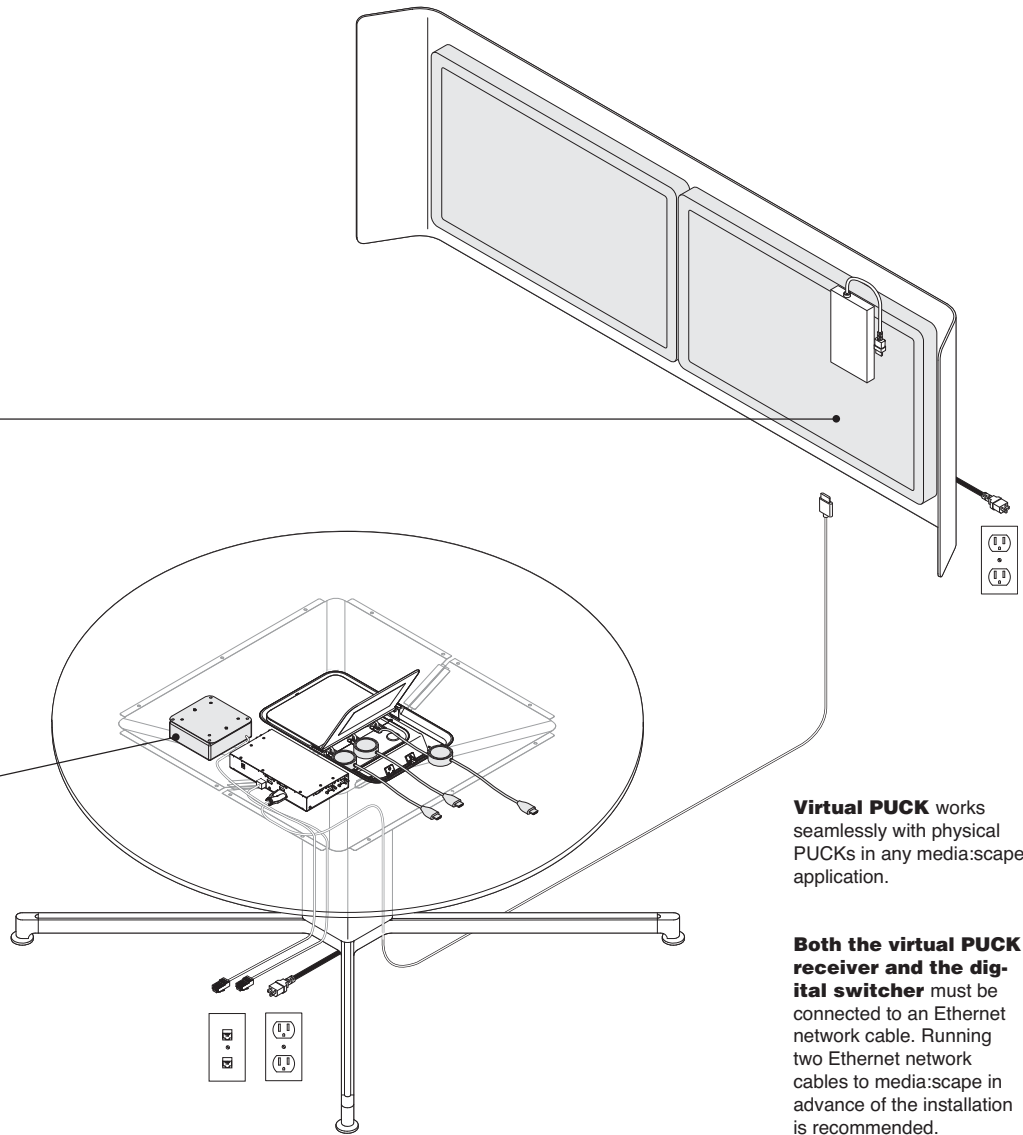
► For additional information, visit [www.steelcase.com](http://www.steelcase.com).

## Virtual PUCK receiver

can integrate directly with the media:scape digital switcher. It receives video content from the network connection, and shares the content to the switcher.

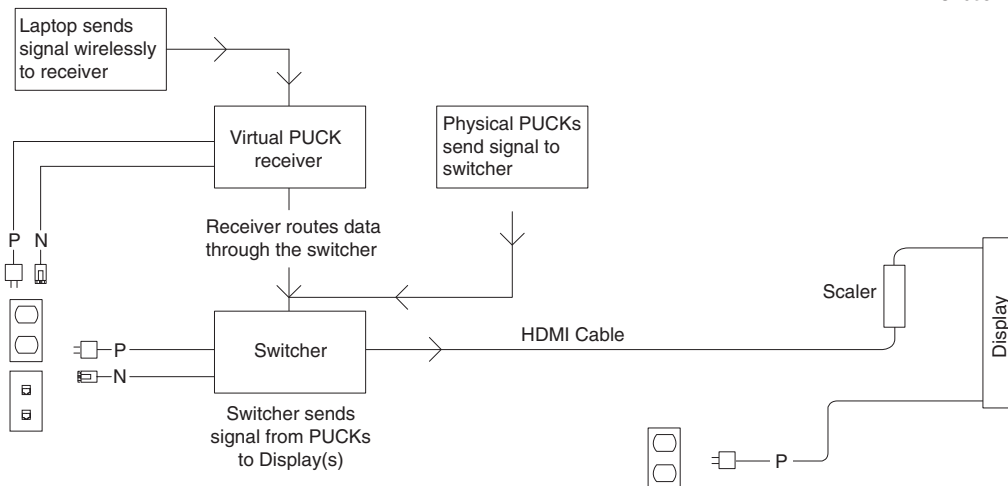
*Note: Virtual PUCK can be integrated in applications with HDVC, but will only be able to send content to one display rather than two.*

*Note: Virtual PUCK can also be ordered without a switcher.*



**Virtual PUCK** works seamlessly with physical PUCKs in any media:scape application.

**Both the virtual PUCK receiver and the digital switcher** must be connected to an Ethernet network cable. Running two Ethernet network cables to media:scape in advance of the installation is recommended.



# media:scape Virtual PUCK

## Used Alone, without Switcher and Physical PUCKs

media:scape Virtual PUCK

media:scape  
Tables

**Virtual PUCK** allows easy and efficient wireless content sharing from laptops on two media:scape displays. Virtual PUCK maintains the simple “Open, Connect, and Share” user experience, like the original media:scape PUCK interface.

► Specifying, page 77

**Users** share content via a security-minded software application, complete with a simple and easy to use interface.

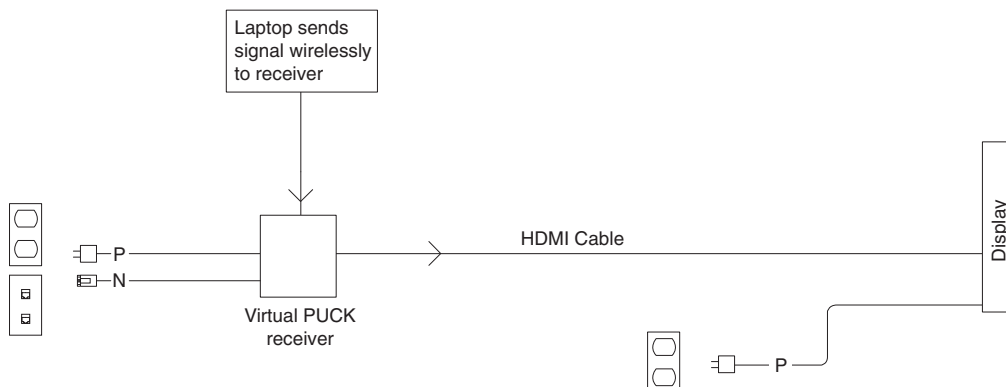
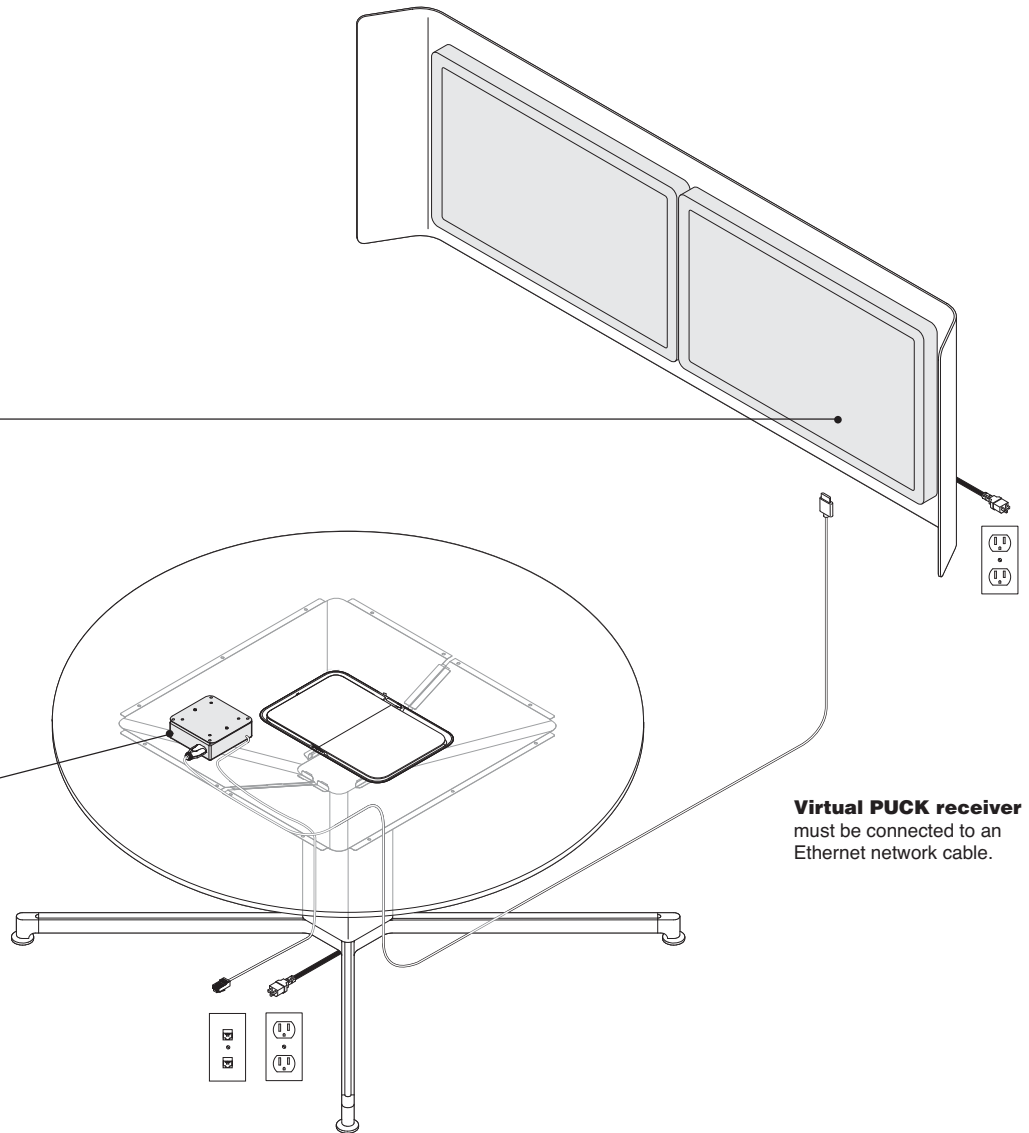
**Content** is shared on up to two displays.

*Note: Displays must have an HDMI input and it is recommended they are commercial grade or equivalent. In order to integrate with media:scape power management features, the displays must recognize whether or not a signal is being sent to them.*

► For additional information, visit [www.steelcase.com](http://www.steelcase.com).

**Virtual PUCK receiver** receives video content from the network connection, and shares the content to the display(s).

*Note: Virtual PUCK cannot be integrated with HDVC without a switcher.*



## Product Details

**Virtual PUCK application**, available for Windows or Mac laptops, allows users to wirelessly share content to one or two media:scape displays. Just like the "Open, Connect, and Share" experience of media:scape, users simply open the app, connect to the media:scape via a four-digit security code, and share content from anywhere in the room. Up to eight users can connect to a virtual PUCK system at one time.

**The virtual PUCK app** can be downloaded free of charge at [www.steelcase.com](http://www.steelcase.com).

**The virtual PUCK registry** is a software application that runs on the Steelcase application server. It provides IT managers the ability to configure, monitor, and manage each virtual PUCK on a customer's network. The virtual PUCK registry is included with the purchase of the Steelcase Application Server.

**The Steelcase application server** is an enterprise class platform utilizing virtual server technology to deliver centralized management, reporting, and analytics for Steelcase technology products, including virtual PUCK.

► Specifying, page 78

**Steelcase application server installation** is required prior to installing the virtual PUCK registry.

Additional information on the Steelcase application server can be found on page 78.

*Note: Steelcase application server features the management of virtual PUCK and other future Steelcase technology products. Only one instance is required to be installed on the customer's network. The single instance of Steelcase application server can manage all virtual PUCK receivers on the customer's network.*

*Note: Although the Steelcase application server is available at no cost, it is important to place an order for a valid license. This license will ensure future access to Technical Support and software updates.*

*Note: The Steelcase application server is not hardware, but rather a virtual server (operating system and software package) that delivers a centralized management system of Steelcase technology products.*

**If a user orders and installs a virtual PUCK only setting and decides to add physical PUCKs later**, there are two retrofit kit options available. The retrofit kits include a column pulley system to enable physical PUCK retraction.

► Specifying, page 79

## Steelcase Maintenance Agreement

**media:scape virtual PUCK** include options for a one, two, three, or four year Steelcase maintenance agreement featuring an enhanced support system that provides:

- software / firmware enhancements
- prioritized technical support
- expedited shipping for hardware replacements
- warranty extension on technology components when the four year maintenance agreement option is selected (increases the standard warranty from three to four years)

**A maintenance agreement renewal** may be ordered for one, two, or three year periods, after original purchase, as long as there is an active agreement in place. Maintenance agreement renewals cover up to four years from the unit's original shipping date.

► Specifying, page 162

## Wiring and Cabling

**Virtual PUCK receiver and media:scape digital switcher** require a connection to the customer's network. media:scape virtual PUCK can be ordered with or without a switcher. When ordered without a switcher, users are only able to share content wirelessly to the table, and the application cannot be integrated with third party systems, like HDVC.

**When virtual PUCK receiver** is used with a media:scape digital switcher, HDMI cables connect the receiver to the switcher. Connection constraints: virtual PUCK utilizes the switcher's auxiliary ports. Virtual PUCK can be used in combination with other integrated systems, such as: videoconferencing, digital signage, and AV control systems like those used in media:scape Learn Labs. Videoconferencing systems typically use two of the three available switcher auxiliary ports, so virtual PUCK will only be able to send content to one display in those applications.

## Mounting Options

**media:scape tables** host the virtual PUCK receiver under the pyramid covers, in close proximity to the digital switcher.

**media:scape mobile** holds the virtual PUCK receiver in the CODEC case.

*Note: An HDVC kit is required.*

**media:scape kiosk** houses the virtual PUCK receiver in the boot cover, underneath the worksurface.

*Note: The kiosk cable kit option is required when specifying media:scape virtual PUCK for use with media:scape kiosk.*

► Specifying, page 77



# media:scape Table — Electronic Package Options

media:scape Table —  
Electronic Package Options

media:scape Variations	Virtual PUCK Receiver	Physical PUCKs		Third Party Integration	Display Quantity		Type of Switcher		Electronic Package
		2-4	6-8		1-2	3-4	Small (4x2)	Large (8x4)	
<b>Virtual PUCK only</b>	•				•				A
<b>Physical PUCKs only</b>									
Physical PUCKs (2-4)		•			•		•		B
Physical PUCKs (2-4)		•				•		•	D
Physical PUCKs (2-4)		•		•	•			•	D
Physical PUCKs (2-4)		•		•		•		•	D
Physical PUCKs (6-8)			•		•			•	D
Physical PUCKs (6-8)			•			•		•	D
Physical PUCKs (6-8)			•	•	•			•	D
Physical PUCKs (6-8)			•	•		•		•	D
<b>Physical PUCKs and Virtual PUCK</b>									
Physical PUCKs (2-4) + VP	•	•			•		•		C
Physical PUCKs (2-4) + VP	•	•		•	•			•	E
Physical PUCKs (2-4) + VP	•	•		•		•		•	E
Physical PUCKs (2-4) + VP	•	•				•		•	E
Physical PUCKs (6-8) + VP	•		•	•	•	•		•	E
Physical PUCKs (6-8) + VP	•		•	•				•	E
Physical PUCKs (6-8) + VP	•		•		•			•	E
Physical PUCKs (6-8) + VP	•		•			•		•	E

The components included in the electronics package, and the associated upcharge, will be automatically generated based on four selections:

1. Is third party integration required?
2. What PUCK type is preferred?
3. How many physical PUCKs are needed?
4. How many displays will be used?

## 1. Third Party Integration

**Systems provided by other manufacturers that connect to media:scape.**

- HD videoconferencing systems
- media:scape classrooms
- Resident PCs
- Digital signage

## 2. PUCK Type

### Virtual PUCK only

- Lowest cost model
- No physical PUCKs in the system; content is shared wirelessly using the virtual PUCK application
- Requires network connection
- No third party integration
- No audio
- Up to two displays
- Windows and Mac laptops

### Physical PUCKs (with or without virtual PUCK)

- Small switcher (4x2)
  - No third party integration
  - Up to two displays
  - Up to four PUCKs
- Large switcher (8x4)
  - Accommodates third party integration
  - Up to four displays
  - Up to eight PUCKs

## 3. Physical PUCK Quantity

- Available in multiples of two (two, four, six, or eight)
- Table size dictates the minimum and maximum number of PUCKs available
- Selecting more than four physical PUCKs will require a large switcher (package D or package E)

## 4. Display Quantity

- Up to four displays when physical PUCKs are used
- Up to two displays when virtual PUCK only is used

**Package A:** Includes virtual PUCK receiver and power-on adapter

**Package B:** Includes small (4x2) switcher

**Package C:** Includes small (4x2) switcher and virtual PUCK receiver

**Package D:** Includes large (8x4) switcher

**Package E:** Includes large (8x4) switcher and virtual PUCK receiver

# Lounge-Height Tables



Standard Includes		Required to Specify
<ul style="list-style-type: none"> <li>▶ Need help? Product details, page 16</li> <li>• Table: High-Pressure Laminate surface with 3 mm plastic edge on all sides</li> <li>– Base (with legs and feet) and column: paint</li> <li>• Totem with single monitor bracket, if specified</li> <li>• Infill: painted aluminum, if totem is specified</li> </ul>		<ol style="list-style-type: none"> <li>1 Style number</li> <li>2 Laminate color number for surface</li> <li>3 Plastic color number for edges on laminate surface</li> <li>4 Paint color for column, table base, feet, and totem frame (if specified): 4140 Arctic White Gloss 4799 Platinum Metallic 4803 Near Black Metallic</li> <li>5 Paint color number for infill</li> <li>6 Dual monitor shroud (see below under Required Selections)</li> <li>7 Infill with totem canopy (see below under Required Selections)</li> <li>8 Third party integration (see below under Required Selections)</li> <li>9 PUCK system (see below under Required Selections)</li> <li>10 Display quantity (see below under Required Selections)</li> <li>11 Maintenance Agreement (see below under Required Selections)</li> <li>12 Options, if selected (see below)</li> </ol> <p>▶ See <i>Surface Materials</i>, page 150.</p>

	Required Selections	U.S. Price	Required to Specify
<b>Dual Monitor Shroud</b>	<b>Available on attached totem tables</b> <ul style="list-style-type: none"> <li>• No shroud</li> <li>• Dual 32" shroud</li> </ul>	No cost +\$1324	Specify <i>with no shroud</i> . Specify <i>with dual 32" shroud</i> .
<b>Infill with Totem Canopy</b>	<b>Available on attached totem tables</b> <ul style="list-style-type: none"> <li>• Infill only</li> <li>• Infill with totem canopy</li> </ul>	No cost +\$ 874	Specify <i>with infill only</i> . Specify <i>with infill and totem canopy</i> .
<b>Third Party Integration</b>	<ul style="list-style-type: none"> <li>• No third party</li> <li>• With third party</li> </ul>	See Defaulted Components See Defaulted Components	Specify <i>with no third party integration</i> . Specify <i>with third party integration</i> .
<b>PUCK System</b>	<b>Available on tables with third party integration</b> <ul style="list-style-type: none"> <li>• Physical PUCKs</li> <li>• Virtual and physical PUCKs</li> </ul>	See Defaulted Components See Defaulted Components	Specify <i>with physical PUCKs only</i> . Specify <i>with virtual and physical PUCKs</i> .
	<b>Available on tables without third party integration</b> <ul style="list-style-type: none"> <li>• Physical PUCKs only</li> <li>• Virtual PUCK only</li> <li>• Virtual and physical PUCKs</li> </ul>	See Defaulted Components See Defaulted Components See Defaulted Components	Specify <i>with physical PUCKs only</i> . Specify <i>with virtual PUCK only</i> . Specify <i>with virtual and physical PUCKs</i> .

Tip: Third party integration must be selected to accommodate HDVC capabilities.

Tip: Virtual PUCK only is not offered on tables with third party integration.

▶ Required Selections, continued on next page



**For Canadian Pricing**  
 Multiply U.S. Price by the Canadian price factor.  
 ▶ See page 1 for details.

## ► Required Selections, continued from previous page

Tip: Monitors are not included.

Tip: When virtual PUCK only is selected, only one or two displays can be specified.

Tip: Maintenance agreement pricing is dependent on the electronic package.

Tip: An additional fourth year of warranty coverage is included if a four year maintenance agreement is selected.

	Required Selections	U.S. Price	Required to Specify
<b>Display Quantity</b>	<b>Available on tables with only physical PUCKS or with both virtual PUCK and physical PUCKs (scaler(s) included)</b>		
	• One display	+\$ 535	Specify with one display.
	• Two displays	+\$1125	Specify with two displays.
	• Three displays	+\$1715	Specify with three displays.
	• Four displays	+\$2305	Specify with four displays.
<b>Maintenance Agreement</b>	<b>Available on tables with virtual PUCK only (no scaler required)</b>		
	• One display	No cost	Specify with one display.
	• Two displays	+\$ 55	Specify with two displays.
	• One year	See Defaulted Components	Specify with one year maintenance agreement.
	• Two years	See Defaulted Components	Specify with two year maintenance agreement.
	• Three years	See Defaulted Components	Specify with three year maintenance agreement.
	• Four years	See Defaulted Components	Specify with four year maintenance agreement.

Tip: The media:scape digital switcher must be connected to a network cable in order to enable virtual PUCK and media:scape manager. Running two network cables, one for the switcher and one for the virtual PUCK receiver, prior to the installation is recommended.

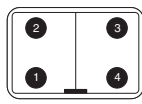
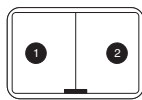
	Options	U.S. Price	Required to Specify
<b>Surface Materials</b>	<b>High-Pressure Laminate tables</b>		
	• Open Line laminate	+\$ 69 plus cost of laminate	► See Surface Materials Reference Manual.
	<b>Wood veneer tables</b>		
	• Wood veneer surface with wood veneer edges (3 mm edge profile)	Prices at right	Specify wood finish number.
	• Premium wood 2 veneer surface with wood veneer edges (3 mm edge profile)	Prices at right	Specify Premium wood 2 finish number.
	• Premium wood 3 veneer surface with wood veneer edges (3 mm edge profile)	Prices at right	Specify Premium wood 3 finish number.
	• Customiz stain	No cost	Specify with Customiz stain.
	• Full-fill finish	Prices at right	► See Surface Materials Reference Manual. Specify full-fill finish number.
	<b>Painted aluminum infill</b>		
	• Price group 1	No cost	Specify infill finish number.
<b>HDVC Kit</b>	• Price group 2	+\$ 34	Specify infill finish number.
	• Price group 3	+\$ 112	Specify infill finish number.
<b>Camera Ledge</b>	<b>Available on attached totem tables with third party integration</b>		
	• Without HDVC kit	No cost	Specify with no HDVC kit.
	• With HDVC kit	+\$1770	Specify with HDVC kit.
<b>CODEC Case</b>	<b>Available on attached totem tables with HDVC kit</b>		
	• Shroud-mounted ledge	No cost	Specify with shroud-mounted ledge.
	• Totem-mounted ledge	No cost	Specify with totem-mounted ledge.
<b>Physical PUCK Quantity</b>	<b>Available on attached totem tables with HDVC kit</b>		
	• 2 1/2 inch case	No cost	Specify with 2 1/2 inch CODEC case.
	• 5 1/2 inch case	+\$ 55	Specify with 5 1/2 inch CODEC case.
<b>Physical PUCK Quantity</b>	<b>Available on tables with only physical PUCKS or with both virtual PUCK and physical PUCKs</b>		
	• Two PUCKs	+\$1224	Specify with PUCK quantity 2.
	• Four PUCKs	+\$2448	Specify with PUCK quantity 4.

## ► Options, continued on next page

 **For Canadian Pricing**  
Multiply U.S. Price by the Canadian price factor.  
► See page 1 for details.

► Options, continued from previous page

Tip: When specifying physical PUCKs, please use the image below as a guide:



	Options	U.S. Price	Required to Specify
<b>Physical PUCKs</b>	• PUCK 1		
	- VGA	No cost	Specify with <i>VGA PUCK</i> .
	- HDMI	No cost	Specify with <i>HDMI PUCK</i> .
	- DisplayPort	No cost	Specify with <i>DisplayPort PUCK</i> .
	- Mini DisplayPort	No cost	Specify with <i>Mini DisplayPort PUCK</i> .
	• PUCK 2		
	- VGA	No cost	Specify with <i>VGA PUCK</i> .
	- HDMI	No cost	Specify with <i>HDMI PUCK</i> .
	- DisplayPort	No cost	Specify with <i>DisplayPort PUCK</i> .
	- Mini DisplayPort	No cost	Specify with <i>Mini DisplayPort PUCK</i> .
	• PUCK 3		
	- VGA	No cost	Specify with <i>VGA PUCK</i> .
	- HDMI	No cost	Specify with <i>HDMI PUCK</i> .
	- DisplayPort	No cost	Specify with <i>DisplayPort PUCK</i> .
	- Mini DisplayPort	No cost	Specify with <i>Mini DisplayPort PUCK</i> .
	• PUCK 4		
	- VGA	No cost	Specify with <i>VGA PUCK</i> .
	- HDMI	No cost	Specify with <i>HDMI PUCK</i> .
	- DisplayPort	No cost	Specify with <i>DisplayPort PUCK</i> .
	- Mini DisplayPort	No cost	Specify with <i>Mini DisplayPort PUCK</i> .

	Defaulted Components	U.S. Price	Conditions
<b>Electronic Packages</b>	• Package A	No cost	Electronic package upcharges will be automatically applied based on other selections. ► See matrix, page 45
	• Package B	+\$ 436	
	• Package C	+\$2446	
	• Package D	+\$2863	
	• Package E	+\$4872	

Tip: An additional fourth year of warranty coverage is included if a four year maintenance agreement is selected.

<b>Maintenance Agreement Upcharge</b> (electronic package upcharge not included)	<b>Electronic Package A</b>		
	• One year	+\$ 400	Maintenance agreement upcharges are automatically applied based on how many years have been selected for maintenance agreement and the defaulted electronic package. ► See matrix, page 45
	• Two years	+\$ 720	
	• Three years	+\$1020	
	• Four years	+\$1120	
	<b>Electronic Package B</b>		
	• One year	+\$ 700	
	• Two years	+\$1260	
	• Three years	+\$1785	
	• Four years	+\$1960	
	<b>Electronic Package C</b>		
	• One year	+\$1100	
	• Two years	+\$1980	
	• Three years	+\$2805	
	• Four years	+\$3080	
	<b>Electronic Package D</b>		
	• One year	+\$1350	
	• Two years	+\$2430	
	• Three years	+\$3443	
	• Four years	+\$3780	
	<b>Electronic Package E</b>		
	• One year	+\$1750	
	• Two years	+\$3150	
	• Three years	+\$4463	
	• Four years	+\$4900	





**For Canadian Pricing**

Multiply U.S. Price by the Canadian price factor.

► See page 1 for details.

Tip: Premium wood and full-fill upcharges are in addition to wood veneer upcharge.



### Specification Information

• Dimensions				• Style	• U.S.	• Options			
D	W	H	Totem Height	Number	Base Price	(Add \$ to Base Price)			
							Wood Veneer	Premium Wood	Full-Fill
								Wood 2	Wood 3
									Finish

### Small D-Shaped Lounge-Height Table with Attached Totem (3-5 people)

51"	48"	23"	53"	MT03LS4848T	\$15,526	+\$394	+\$69	+\$242	+\$69
:	:	:	:	:	:	:	:	:	:

### Pear-Shaped Lounge-Height Table with Attached Totem (4-6 people)

54"	54"	23"	53"	MT03LP4854T	\$15,885	+\$394	+\$96	+\$335	+\$96
:	:	:	:	:	:	:	:	:	:

### Round Lounge-Height Table (4-6 people)

54"	54"	23"	N.A.	MT03LR54	\$11,941	+\$394	+\$69	+\$242	+\$69
:	:	:	:	:	:	:	:	:	:

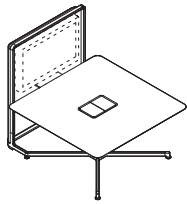


#### For Canadian Pricing

Multiply U.S. Price by the Canadian price factor.

► See page 1 for details.

# Desk-Height Tables



► Need help?  
Product details,  
page 16

## Standard Includes

- Table: High-Pressure Laminate surface with 3 mm plastic edge on all sides
- Base (with legs and feet) and column: paint
- Totem with single monitor bracket, if specified
- Infill: painted aluminum, if totem is specified

## Required to Specify

- 1 Style number
  - 2 Laminate color number for surface
  - 3 Plastic color number for edges on laminate surface
  - 4 Paint color for column, table base, feet, and totem frame (if specified):  
4140 Arctic White Gloss  
4799 Platinum Metallic  
4803 Near Black Metallic
  - 5 Paint color number for infill
  - 6 Dual monitor shroud (see below under Required Selections)
  - 7 Infill with totem canopy (see below under Required Selections)
  - 8 Third party integration (see below under Required Selections)
  - 9 PUCK system (see below under Required Selections)
  - 10 Display quantity (see below under Required Selections)
  - 11 Maintenance Agreement (see below under Required Selections)
  - 12 Options, if selected (see below)
- See *Surface Materials*, page 150.

*Tip: When dual monitor shroud is selected on offset table, display quantity will be defaulted to four.*

	Required Selections	U.S. Price	Required to Specify
<b>Dual Monitor Shroud</b>	<b>Available on attached totem tables</b>		
	• No shroud	No cost	Specify with no shroud.
	• Dual 32" shroud	+\$1324	Specify with dual 32" shroud.
	<b>Offset table</b>		
	• No shroud	No cost	Specify with no shroud.
	• Dual 32" shroud	+\$2648	Specify with dual 32" shroud.
<b>Infill with Totem Canopy</b>	<b>Available on attached totem tables</b>		
	• Infill only	No cost	Specify with infill only.
	• Infill with totem canopy	+\$ 874	Specify with infill and totem canopy.
<b>Third Party Integration</b>	• No third party	See Defaulted Components	Specify with no third party integration.
	• With third party	See Defaulted Components	Specify with third party integration.
<b>PUCK System</b>	<b>Available on tables with third party integration</b>		
	• Physical PUCKs	See Defaulted Components	Specify with physical PUCKs only.
	• Virtual and physical PUCKs	See Defaulted Components	Specify with virtual and physical PUCKs.
		Components	
	<b>Available on tables without third party integration</b>		
	• Physical PUCKs only	See Defaulted Components	Specify with physical PUCKs only.
	• Virtual PUCK only	See Defaulted Components	Specify with virtual PUCK only.
	• Virtual and physical PUCKs	See Defaulted Components	Specify with virtual and physical PUCKs.

*Tip: Third party integration must be selected to accommodate HDVC capabilities.*

*Tip: Virtual PUCK only is not offered when dual monitor shroud is selected on offset table.*

► Required Selections, continued on next page



**For Canadian Pricing**  
Multiply U.S. Price by the Canadian price factor.  
► See page 1 for details.

## ► Required Selections, continued from previous page

Tip: Monitors are not included.

	Required Selections	U.S. Price	Required to Specify
<b>Display Quantity</b>	<b>Available on tables with only physical PUCKS or with both virtual PUCK and physical PUCKs (scaler(s) included)</b>		
	• Attached totem tables (except offset table)		
	– One display	+\$ 535	Specify with one display.
	– Two displays	+\$1125	Specify with two displays.
	– Three displays	+\$1715	Specify with three displays.
	– Four displays	+\$2305	Specify with four displays.
	• Offset table		
	– Two displays	+\$1070	Specify with two displays.
	– Three displays	+\$1660	Specify with three displays.
	– Four displays	+\$2250	Specify with four displays.
<b>Maintenance Agreement</b>	<b>Available on tables with virtual PUCK only (no scaler required)</b>		
	• Attached totem tables (except offset table)		
	– One display	No cost	Specify with one display.
	– Two displays	+\$ 55	Specify with two displays.
	• One year	See Defaulted Components	Specify with one year maintenance agreement.
	• Two years	See Defaulted Components	Specify with two year maintenance agreement.
	• Three years	See Defaulted Components	Specify with three year maintenance agreement.
	• Four years	See Defaulted Components	Specify with four year maintenance agreement.

Tip: When virtual PUCK only is selected, only one or two displays can be specified.

Tip: Maintenance agreement pricing is dependent on the electronic package.

Tip: An additional fourth year of warranty coverage is included if a four year maintenance agreement is selected.

Tip: The media:scape digital switcher must be connected to a network cable in order to enable virtual PUCK and media:scape manager. Running two network cables, one for the switcher and one for the virtual PUCK receiver, prior to the installation is recommended.

	Options	U.S. Price	Required to Specify
<b>Surface Materials</b>	<b>High-Pressure Laminate tables</b>		
	• Open Line laminate	+\$ 69 plus cost of laminate	► See Surface Materials Reference Manual.
	<b>Wood veneer tables</b>		
	• Wood veneer surface with wood veneer edges (3 mm edge profile)	Prices at right	Specify wood finish number.
	• Premium wood 2 veneer surface with wood veneer edges (3 mm edge profile)	Prices at right	Specify Premium wood 2 finish number.
	• Premium wood 3 veneer surface with wood veneer edges (3 mm edge profile)	Prices at right	Specify Premium wood 3 finish number.
	• Customiz stain	No cost	Specify with Customiz stain.
	• Full-fill finish	Prices at right	► See Surface Materials Reference Manual. Specify full-fill finish number.
	<b>Painted aluminum infill</b>		
	• Price group 1	No cost	Specify infill finish number.
<b>HDVC Kit</b>	• Price group 2	+\$ 39	Specify infill finish number.
	• Price group 3	+\$ 122	Specify infill finish number.
	<b>Available on attached totem tables with third party integration</b>		
<b>Camera Ledge</b>	• Without HDVC kit	No cost	Specify with no HDVC kit.
	• With HDVC kit	+\$1770	Specify with HDVC kit.
	<b>Available on attached totem tables with HDVC kit</b>		
	• Shroud-mounted ledge	No cost	Specify with shroud-mounted ledge.
	• Totem-mounted ledge	No cost	Specify with totem-mounted ledge.

 **For Canadian Pricing**  
Multiply U.S. Price by the Canadian price factor.  
► See page 1 for details.

## ► Options, continued on next page

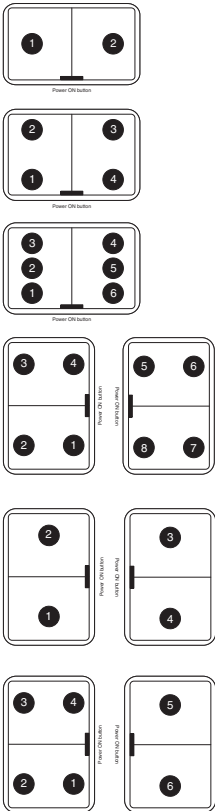
## Desk-Height Tables, continued

### ► Options, continued from previous page

	Options	U.S. Price	Required to Specify
<b>CODEC Case</b>	<b>Available on attached totem tables with HDVC kit</b>		
	• 2½ inch case	No cost	Specify with 2½ inch CODEC case.
	• 5½ inch case	+\$ 55	Specify with 5½ inch CODEC case.
<b>Physical PUCK Quantity</b>	<b>Available on tables with only physical PUCKs or with both virtual PUCK and physical PUCKs</b>		
	• Two PUCKs (not available on offset table)	+\$1224	Specify with PUCK quantity two.
	• Four PUCKs	+\$2448	Specify with PUCK quantity four.
	• Six PUCKs	+\$3672	Specify with PUCK quantity six.
	• Eight PUCKs (available on offset table only)	+\$4896	Specify with PUCK quantity eight.
<b>Physical PUCKs</b>	• PUCK 1		
	- VGA	No cost	Specify with VGA PUCK.
	- HDMI	No cost	Specify with HDMI PUCK.
	- DisplayPort	No cost	Specify with DisplayPort PUCK.
	- Mini DisplayPort	No cost	Specify with Mini DisplayPort PUCK.
	• PUCK 2		
	- VGA	No cost	Specify with VGA PUCK.
	- HDMI	No cost	Specify with HDMI PUCK.
	- DisplayPort	No cost	Specify with DisplayPort PUCK.
	- Mini DisplayPort	No cost	Specify with Mini DisplayPort PUCK.
	• PUCK 3		
	- VGA	No cost	Specify with VGA PUCK.
	- HDMI	No cost	Specify with HDMI PUCK.
	- DisplayPort	No cost	Specify with DisplayPort PUCK.
	- Mini DisplayPort	No cost	Specify with Mini DisplayPort PUCK.
	• PUCK 4		
	- VGA	No cost	Specify with VGA PUCK.
	- HDMI	No cost	Specify with HDMI PUCK.
	- DisplayPort	No cost	Specify with DisplayPort PUCK.
	- Mini DisplayPort	No cost	Specify with Mini DisplayPort PUCK.
	• PUCK 5		
	- VGA	No cost	Specify with VGA PUCK.
	- HDMI	No cost	Specify with HDMI PUCK.
	- DisplayPort	No cost	Specify with DisplayPort PUCK.
	- Mini DisplayPort	No cost	Specify with Mini DisplayPort PUCK.
	• PUCK 6		
	- VGA	No cost	Specify with VGA PUCK.
	- HDMI	No cost	Specify with HDMI PUCK.
	- DisplayPort	No cost	Specify with DisplayPort PUCK.
	- Mini DisplayPort	No cost	Specify with Mini DisplayPort PUCK.
	• PUCK 7		
	- VGA	No cost	Specify with VGA PUCK.
	- HDMI	No cost	Specify with HDMI PUCK.
	- DisplayPort	No cost	Specify with DisplayPort PUCK.
	- Mini DisplayPort	No cost	Specify with Mini DisplayPort PUCK.
	• PUCK 8		
	- VGA	No cost	Specify with VGA PUCK.
	- HDMI	No cost	Specify with HDMI PUCK.
	- DisplayPort	No cost	Specify with DisplayPort PUCK.
	- Mini DisplayPort	No cost	Specify with Mini DisplayPort PUCK.

Tip: PUCK quantity cannot be specified when virtual PUCK only is selected.

Tip: When specifying physical PUCKs, please use the images below as a guide:



Tip: Pear-shaped and small D-shaped desk-height tables can only accommodate up to four PUCKs.

Tip: A PUCK quantity of two cannot be ordered on offset desk-height tables.



### For Canadian Pricing

Multiply U.S. Price by the Canadian price factor.

► See page 1 for details.



	Defaulted Components	U.S. Price	Conditions
<b>Electronic Packages</b>	• Package A	No cost	Electronic package upcharges will be automatically applied based on other selections. ▶ See matrix, page 45
	• Package B	+\$ 436	
	• Package C	+\$2446	
	• Package D	+\$2863	
	• Package E	+\$4872	
<b>Maintenance Agreement Upcharge</b> (electronic package upcharge not included)	<b>Electronic Package A</b>		Maintenance agreement upcharges are automatically applied based on how many years have been selected for maintenance agreement and the defaulted electronic package. ▶ See matrix, page 45
	• One year	+\$ 400	
	• Two years	+\$ 720	
	• Three years	+\$1020	
	• Four years	+\$1120	
	<b>Electronic Package B</b>		
	• One year	+\$ 700	
	• Two years	+\$1260	
	• Three years	+\$1785	
	• Four years	+\$1960	
	<b>Electronic Package C</b>		
	• One year	+\$1100	
	• Two years	+\$1980	
	• Three years	+\$2805	
	• Four years	+\$3080	
	<b>Electronic Package D</b>		
	• One year	+\$1350	
	• Two years	+\$2430	
	• Three years	+\$3443	
	• Four years	+\$3780	
	<b>Electronic Package E</b>		
	• One year	+\$1750	
	• Two years	+\$3150	
	• Three years	+\$4463	
	• Four years	+\$4900	

Tip: An additional fourth year of warranty coverage is included if a four year maintenance agreement is selected.

### Specification Information

Dimensions			Totem Height	Style Number	U.S. Base Price	Options (Add \$ to Base Price)		
D	W	H				Wood Veneer	Premium Wood	Full-Fill Finish
							Wood 2	Wood 3

Tip: Premium wood and full-fill upcharges are in addition to wood veneer upcharge.

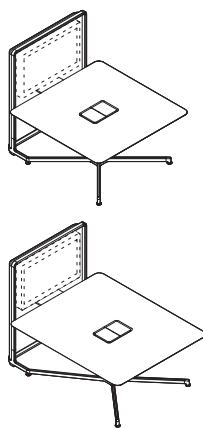
### Square Desk-Height Table with Attached Totem (4 – 6 people)

60"	60"	29"	59"	MT03DS6060T	\$14,767	+\$563	+\$ 96	+\$335	+\$ 96
-----	-----	-----	-----	-------------	----------	--------	--------	--------	--------

### Rectangular Desk-Height Table with Attached Totem (4 – 6 people)

72"	60"	29"	59"	MT03DR7260T	\$14,990	+\$675	+\$157	+\$546	+\$157
-----	-----	-----	-----	-------------	----------	--------	--------	--------	--------

▶ Specification Information, continued on next page



#### For Canadian Pricing

Multiply U.S. Price by the Canadian price factor.

▶ See page 1 for details.

## Desk-Height Tables, continued

### ► Specification Information, continued from previous page


Tip: Premium wood and full-fill upcharges are in addition to wood veneer upcharge.

#### Specification Information

Dimensions			Totem Height	Style Number	U.S. Base Price	Options (Add \$ to Base Price)			
D	W	H				Wood Veneer	Premium Wood	Full-Fill Finish	
							Wood 2	Wood 3	


#### Pear-Shaped Desk-Height Table with Attached Totem (4 people)

54"	54"	29"	59"	<b>MT03DP4854T</b>	\$15,885	+\$ 394	+\$ 96	+\$ 335	+\$ 96




#### Small D-Shaped Desk-Height Table with Attached Totem (4 people)

51"	48"	29"	59"	<b>MT03DSD4848T</b>	\$15,526	+\$ 394	+\$ 69	+\$ 242	+\$ 69



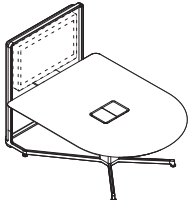
#### Medium D-Shaped Desk-Height Table with Attached Totem (4 – 6 people)

66"	60"	29"	59"	<b>MT03DM6660T</b>	\$14,767	+\$ 563	+\$157	+\$ 546	+\$157



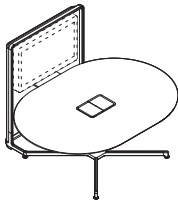
#### Large D-Shaped Desk-Height Table with Attached Totem (5 – 7 people)

78"	60"	29"	59"	<b>MT03DL7860T</b>	\$14,990	+\$ 675	+\$157	+\$ 546	+\$157



#### Capsule Desk-Height Table with Attached Totem (4 – 6 people)


60"	84"	29"	59"	<b>MT03DC6084T</b>	\$15,337	+\$ 675	+\$203	+\$ 709	+\$203



#### Offset Desk-Height Table with Attached Totems (8 people)

120"	80"	29"	54"	<b>MT03DF12076T</b>	\$29,097	+\$1408	+\$322	+\$1124	+\$322

### ► Specification Information, continued on next page



## ► Specification Information, continued from previous page

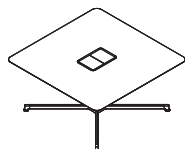
Tip: Premium wood and full-fill upcharges are in addition to wood veneer upcharge.

## Specification Information

Dimensions				Style	U.S.	Options			
D	W	H	Totem Height	Number	Base Price	(Add \$ to Base Price)	Wood Veneer	Premium Wood	Full-Fill Finish
								Wood 2	Wood 3

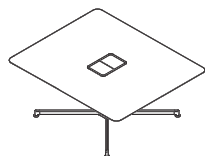
## Square Desk-Height Table (6 – 8 people)

60"	60"	29"	N.A.	<b>MT03DS6060</b>	\$11,383	+\$563	+\$ 96	+\$335	+\$ 96
-----	-----	-----	------	-------------------	----------	--------	--------	--------	--------



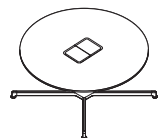
## Rectangular Desk-Height Table (6 – 8 people)

72"	60"	29"	N.A.	<b>MT03DR7260</b>	\$11,622	+\$675	+\$157	+\$546	+\$157
-----	-----	-----	------	-------------------	----------	--------	--------	--------	--------



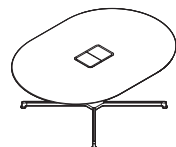
## Round Desk-Height Table (4 – 6 people)

60"	60"	29"	N.A.	<b>MT03DR60</b>	\$11,622	+\$563	+\$ 96	+\$336	+\$ 96
-----	-----	-----	------	-----------------	----------	--------	--------	--------	--------



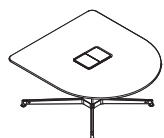
## Capsule Desk-Height Table (6 – 8 people)

60"	84"	29"	N.A.	<b>MT03DC6084</b>	\$11,955	+\$675	+\$203	+\$709	+\$203
-----	-----	-----	------	-------------------	----------	--------	--------	--------	--------



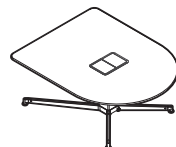
## Medium D-Shaped Desk-Height Table (4 – 6 people)

66"	60"	29"	N.A.	<b>MT03DM6660</b>	\$11,383	+\$563	+\$157	+\$546	+\$157
-----	-----	-----	------	-------------------	----------	--------	--------	--------	--------




## Large D-Shaped Desk-Height Table (5 – 7 people)

78"	60"	29"	N.A.	<b>MT03DL7860</b>	\$11,622	+\$675	+\$157	+\$546	+\$157
-----	-----	-----	------	-------------------	----------	--------	--------	--------	--------



 **For Canadian Pricing**  
Multiply U.S. Price by the  
Canadian price factor.  
► See page 1 for details.

# Stool-Height Tables



► Need help?  
Product details,  
page 16

## Standard Includes

- Table: High-Pressure Laminate surface with 3 mm plastic edge on all sides
- Base (with legs and feet) and column: paint
- Totem with single monitor bracket, if specified
- Infill: painted aluminum, if totem is specified

## Required to Specify

- 1 Style number
  - 2 Laminate color number for surface
  - 3 Plastic color number for edges on laminate surface
  - 4 Paint color for column, table base, feet, and totem frame (if specified):  
4140 Arctic White Gloss  
4799 Platinum Metallic  
4803 Near Black Metallic
  - 5 Paint color number for infill
  - 6 Dual monitor shroud (see below under Required Selections)
  - 7 Infill with totem canopy (see below under Required Selections)
  - 8 Third party integration (see below under Required Selections)
  - 9 PUCK system (see below under Required Selections)
  - 10 Display quantity (see below under Required Selections)
  - 11 Maintenance Agreement (see below under Required Selections)
  - 12 Options, if selected (see below)
- See *Surface Materials*, page 150.

*Tip: When dual monitor shroud is selected on offset table or TeamStudio table with attached dual totems, display quantity will be defaulted to four.*

*Tip: Third party integration must be selected to accommodate HDVC capabilities.*

*Tip: Virtual PUCK only is not offered on tables with third party integration.*

*Tip: Virtual PUCK only is not offered when dual monitor shroud is selected on offset table or TeamStudio table with attached dual totems.*

	Required Selections	U.S. Price	Required to Specify
<b>Dual Monitor Shroud</b>	<b>Attached totem tables (except offset tables) and TeamStudio table with attached single totem</b>		
	• No shroud	No cost	Specify with no shroud.
	• Dual 32" shroud	+\$1324	Specify with dual 32" shroud.
	<b>Offset table and TeamStudio tables with attached dual totems</b>		
	• No shroud	No cost	Specify with no shroud.
	• Dual 32" shroud	+\$2648	Specify with dual 32" shroud.
<b>Infill with Totem Canopy</b>	<b>Available on attached totem tables</b>		
	• Infill only	No cost	Specify with infill only.
	• Infill with totem canopy	+\$ 874	Specify with infill and totem canopy.
<b>Third Party Integration</b>	• No third party	See Defaulted Components	Specify with no third party integration.
	• With third party	See Defaulted Components	Specify with third party integration.
<b>PUCK System</b>	<b>Available on tables with third party integration</b>		
	• Physical PUCKs	See Defaulted Components	Specify with physical PUCKs only.
	• Virtual and physical PUCKs	See Defaulted Components	Specify with virtual and physical PUCKs.
	<b>Available on tables without third party integration</b>		
	• Physical PUCKs only	See Defaulted Components	Specify with physical PUCKs only.
	• Virtual PUCK only	See Defaulted Components	Specify with virtual PUCK only.
	• Virtual and physical PUCKs	See Defaulted Components	Specify with virtual and physical PUCKs.

► **Required Selections, continued on next page**



**For Canadian Pricing**  
Multiply U.S. Price by the Canadian price factor.  
► See page 1 for details.

## ► Required Selections, continued from previous page

Tip: Monitors are not included.

Tip: When virtual PUCK only is selected, only one or two displays can be specified.

Tip: When virtual PUCK only is selected on offset table or TeamStudio table with attached dual totems, display quantity will be defaulted to two.

Tip: Maintenance agreement pricing is dependent on the electronic package.

Tip: An additional fourth year of warranty coverage is included if a four year maintenance agreement is selected.

Tip: The media:scape digital switcher must be connected to a network cable in order to enable virtual PUCK and media:scape manager. Running two network cables, one for the switcher and one for the virtual PUCK receiver, prior to the installation is recommended.

	Required Selections	U.S. Price	Required to Specify
<b>Display Quantity</b>	<b>Available on tables with physical PUCKS only or with virtual PUCK and physical PUCKs (scaler(s) included)</b>		
	<ul style="list-style-type: none"> <li>Attached totem tables (except offset tables) and TeamStudio table with attached single totem               <ul style="list-style-type: none"> <li>- One display +\$ 535</li> <li>- Two displays +\$1125</li> <li>- Three displays +\$1715</li> <li>- Four displays +\$2305</li> </ul> </li> <li>Offset tables and TeamStudio tables with attached dual totems               <ul style="list-style-type: none"> <li>- Two displays +\$1070</li> <li>- Three displays +\$1660</li> <li>- Four displays +\$2250</li> </ul> </li> </ul>		Specify with one display. Specify with two displays. Specify with three displays. Specify with four displays.  Specify with two displays. Specify with three displays. Specify with four displays.
<b>Maintenance Agreement</b>	<b>Available on tables with virtual PUCK only (no scaler required)</b>		
	<ul style="list-style-type: none"> <li>Attached totem tables (except offset tables) and TeamStudio table with attached single totem               <ul style="list-style-type: none"> <li>- One display No cost</li> <li>- Two displays +\$ 55</li> </ul> </li> <li>One year See Defaulted Components</li> <li>Two years See Defaulted Components</li> <li>Three years See Defaulted Components</li> <li>Four years See Defaulted Components</li> </ul>		Specify with one display. Specify with two displays. Specify with one year maintenance agreement. Specify with two year maintenance agreement. Specify with three year maintenance agreement. Specify with four year maintenance agreement.
	Options	U.S. Price	Required to Specify
<b>Surface Materials</b>	<b>High-Pressure Laminate tables</b>		
	<ul style="list-style-type: none"> <li>Open Line laminate +\$ 69 plus cost of laminate</li> </ul>		► See Surface Materials Reference Manual.
	<b>Wood veneer tables</b>		
	<ul style="list-style-type: none"> <li>Wood veneer surface with wood veneer edges (3 mm edge profile) Prices at right</li> <li>Premium wood 2 veneer surface with wood veneer edges (3 mm edge profile) Prices at right</li> <li>Premium wood 3 veneer surface with wood veneer edges (3 mm edge profile) Prices at right</li> <li>Customiz stain No cost</li> <li>Full-fill finish Prices at right</li> </ul>		Specify wood finish number. Specify Premium wood 2 finish number. Specify Premium wood 3 finish number. Specify with Customiz stain. ► See Surface Materials Reference Manual. Specify full-fill finish number.
	<b>Painted aluminum infill</b>		
	<ul style="list-style-type: none"> <li>Price group 1 No cost</li> <li>Price group 2 +\$ 45</li> <li>Price group 3 +\$ 134</li> </ul>		Specify infill finish number. Specify infill finish number. Specify infill finish number.
<b>HDVC Kit</b>	<b>Available on attached totem tables with third party integration</b>		
	<ul style="list-style-type: none"> <li>Without HDVC kit No cost</li> <li>With HDVC kit +\$1770</li> </ul>		Specify with no HDVC kit. Specify with HDVC kit.

## ► Options, continued on next page

**For Canadian Pricing**

Multiply U.S. Price by the Canadian price factor.

► See page 1 for details.

Multiply U.S. Price by the Canadian price factor.

▶ See page 1 for details.

Options	U.S. Price	Required to Specify
---------	------------	---------------------

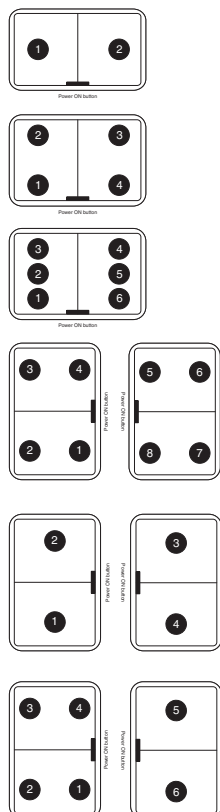
CODEC Case	Available on attached totem tables with HDVC kit
------------	--

Physical	Available on tables with only physical PUCKs or with both
<p>1. <b>Physical</b></p> <p>2. <b>Physical</b></p> <p>3. <b>Physical</b></p> <p>4. <b>Physical</b></p> <p>5. <b>Physical</b></p> <p>6. <b>Physical</b></p> <p>7. <b>Physical</b></p> <p>8. <b>Physical</b></p> <p>9. <b>Physical</b></p> <p>10. <b>Physical</b></p> <p>11. <b>Physical</b></p> <p>12. <b>Physical</b></p> <p>13. <b>Physical</b></p> <p>14. <b>Physical</b></p> <p>15. <b>Physical</b></p> <p>16. <b>Physical</b></p> <p>17. <b>Physical</b></p> <p>18. <b>Physical</b></p> <p>19. <b>Physical</b></p> <p>20. <b>Physical</b></p> <p>21. <b>Physical</b></p> <p>22. <b>Physical</b></p> <p>23. <b>Physical</b></p> <p>24. <b>Physical</b></p> <p>25. <b>Physical</b></p> <p>26. <b>Physical</b></p> <p>27. <b>Physical</b></p> <p>28. <b>Physical</b></p> <p>29. <b>Physical</b></p> <p>30. <b>Physical</b></p> <p>31. <b>Physical</b></p> <p>32. <b>Physical</b></p> <p>33. <b>Physical</b></p> <p>34. <b>Physical</b></p> <p>35. <b>Physical</b></p> <p>36. <b>Physical</b></p> <p>37. <b>Physical</b></p> <p>38. <b>Physical</b></p> <p>39. <b>Physical</b></p> <p>40. <b>Physical</b></p> <p>41. <b>Physical</b></p> <p>42. <b>Physical</b></p> <p>43. <b>Physical</b></p> <p>44. <b>Physical</b></p> <p>45. <b>Physical</b></p> <p>46. <b>Physical</b></p> <p>47. <b>Physical</b></p> <p>48. <b>Physical</b></p> <p>49. <b>Physical</b></p> <p>50. <b>Physical</b></p> <p>51. <b>Physical</b></p> <p>52. <b>Physical</b></p> <p>53. <b>Physical</b></p> <p>54. <b>Physical</b></p> <p>55. <b>Physical</b></p> <p>56. <b>Physical</b></p> <p>57. <b>Physical</b></p> <p>58. <b>Physical</b></p> <p>59. <b>Physical</b></p> <p>60. <b>Physical</b></p> <p>61. <b>Physical</b></p> <p>62. <b>Physical</b></p> <p>63. <b>Physical</b></p> <p>64. <b>Physical</b></p> <p>65. <b>Physical</b></p> <p>66. <b>Physical</b></p> <p>67. <b>Physical</b></p> <p>68. <b>Physical</b></p> <p>69. <b>Physical</b></p> <p>70. <b>Physical</b></p> <p>71. <b>Physical</b></p> <p>72. <b>Physical</b></p> <p>73. <b>Physical</b></p> <p>74. <b>Physical</b></p> <p>75. <b>Physical</b></p> <p>76. <b>Physical</b></p> <p>77. <b>Physical</b></p> <p>78. <b>Physical</b></p> <p>79. <b>Physical</b></p> <p>80. <b>Physical</b></p> <p>81. <b>Physical</b></p> <p>82. <b>Physical</b></p> <p>83. <b>Physical</b></p> <p>84. <b>Physical</b></p> <p>85. <b>Physical</b></p> <p>86. <b>Physical</b></p> <p>87. <b>Physical</b></p> <p>88. <b>Physical</b></p> <p>89. <b>Physical</b></p> <p>90. <b>Physical</b></p> <p>91. <b>Physical</b></p> <p>92. <b>Physical</b></p> <p>93. <b>Physical</b></p> <p>94. <b>Physical</b></p> <p>95. <b>Physical</b></p> <p>96. <b>Physical</b></p> <p>97. <b>Physical</b></p> <p>98. <b>Physical</b></p> <p>99. <b>Physical</b></p> <p>100. <b>Physical</b></p>	<p>1. <b>Physical</b></p> <p>2. <b>Physical</b></p> <p>3. <b>Physical</b></p> <p>4. <b>Physical</b></p> <p>5. <b>Physical</b></p> <p>6. <b>Physical</b></p> <p>7. <b>Physical</b></p> <p>8. <b>Physical</b></p> <p>9. <b>Physical</b></p> <p>10. <b>Physical</b></p> <p>11. <b>Physical</b></p> <p>12. <b>Physical</b></p> <p>13. <b>Physical</b></p> <p>14. <b>Physical</b></p> <p>15. <b>Physical</b></p> <p>16. <b>Physical</b></p> <p>17. <b>Physical</b></p> <p>18. <b>Physical</b></p> <p>19. <b>Physical</b></p> <p>20. <b>Physical</b></p> <p>21. <b>Physical</b></p> <p>22. <b>Physical</b></p> <p>23. <b>Physical</b></p> <p>24. <b>Physical</b></p> <p>25. <b>Physical</b></p> <p>26. <b>Physical</b></p> <p>27. <b>Physical</b></p> <p>28. <b>Physical</b></p> <p>29. <b>Physical</b></p> <p>30. <b>Physical</b></p> <p>31. <b>Physical</b></p> <p>32. <b>Physical</b></p> <p>33. <b>Physical</b></p> <p>34. <b>Physical</b></p> <p>35. <b>Physical</b></p> <p>36. <b>Physical</b></p> <p>37. <b>Physical</b></p> <p>38. <b>Physical</b></p> <p>39. <b>Physical</b></p> <p>40. <b>Physical</b></p> <p>41. <b>Physical</b></p> <p>42. <b>Physical</b></p> <p>43. <b>Physical</b></p> <p>44. <b>Physical</b></p> <p>45. <b>Physical</b></p> <p>46. <b>Physical</b></p> <p>47. <b>Physical</b></p> <p>48. <b>Physical</b></p> <p>49. <b>Physical</b></p> <p>50. <b>Physical</b></p> <p>51. <b>Physical</b></p> <p>52. <b>Physical</b></p> <p>53. <b>Physical</b></p> <p>54. <b>Physical</b></p> <p>55. <b>Physical</b></p> <p>56. <b>Physical</b></p> <p>57. <b>Physical</b></p> <p>58. <b>Physical</b></p> <p>59. <b>Physical</b></p> <p>60. <b>Physical</b></p> <p>61. <b>Physical</b></p> <p>62. <b>Physical</b></p> <p>63. <b>Physical</b></p> <p>64. <b>Physical</b></p> <p>65. <b>Physical</b></p> <p>66. <b>Physical</b></p> <p>67. <b>Physical</b></p> <p>68. <b>Physical</b></p> <p>69. <b>Physical</b></p> <p>70. <b>Physical</b></p> <p>71. <b>Physical</b></p> <p>72. <b>Physical</b></p> <p>73. <b>Physical</b></p> <p>74. <b>Physical</b></p> <p>75. <b>Physical</b></p> <p>76. <b>Physical</b></p> <p>77. <b>Physical</b></p> <p>78. <b>Physical</b></p> <p>79. <b>Physical</b></p> <p>80. <b>Physical</b></p> <p>81. <b>Physical</b></p> <p>82. <b>Physical</b></p> <p>83. <b>Physical</b></p> <p>84. <b>Physical</b></p> <p>85. <b>Physical</b></p> <p>86. <b>Physical</b></p> <p>87. <b>Physical</b></p> <p>88. <b>Physical</b></p> <p>89. <b>Physical</b></p> <p>90. <b>Physical</b></p> <p>91. <b>Physical</b></p> <p>92. <b>Physical</b></p> <p>93. <b>Physical</b></p> <p>94. <b>Physical</b></p> <p>95. <b>Physical</b></p> <p>96. <b>Physical</b></p> <p>97. <b>Physical</b></p> <p>98. <b>Physical</b></p> <p>99. <b>Physical</b></p> <p>100. <b>Physical</b></p>

---

**Physical PUCKs** • PUCK 1

<b>Cable Track</b>	• Cable track for	+\$1200	Specify with cable track.
--------------------	-------------------	---------	---------------------------



	Defaulted Components	U.S. Price	Conditions
<b>Electronic Packages</b>	• Package A	No cost	Electronic package upcharges will be automatically applied based on other selections. ▶ See matrix, page 45
	• Package B	+\$ 436	
	• Package C	+\$2446	
	• Package D	+\$2863	
	• Package E	+\$4872	
<b>Maintenance Agreement Upcharge</b> (electronic package upcharge not included)	<b>Electronic Package A</b>		Maintenance agreement upcharges are automatically applied based on how many years have been selected for maintenance agreement and the defaulted electronic package. ▶ See matrix, page 45
	• One year	+\$ 400	
	• Two years	+\$ 720	
	• Three years	+\$1020	
	• Four years	+\$1120	
	<b>Electronic Package B</b>		
	• One year	+\$ 700	
	• Two years	+\$1260	
	• Three years	+\$1785	
	• Four years	+\$1960	
	<b>Electronic Package C</b>		
	• One year	+\$1100	
	• Two years	+\$1980	
	• Three years	+\$2805	
	• Four years	+\$3080	
	<b>Electronic Package D</b>		
	• One year	+\$1350	
	• Two years	+\$2430	
	• Three years	+\$3443	
	• Four years	+\$3780	
	<b>Electronic Package E</b>		
	• One year	+\$1750	
	• Two years	+\$3150	
	• Three years	+\$4463	
	• Four years	+\$4900	

Tip: An additional fourth year of warranty coverage is included if a four year maintenance agreement is selected.

### Specification Information

Dimensions			Totem Height	Style Number	U.S. Base Price	Options (Add \$ to Base Price)		
D	W	H				Wood Veneer	Premium Wood	Full-Fill Finish
							Wood 2	Wood 3

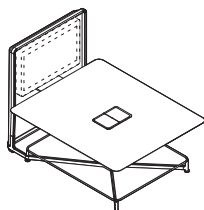
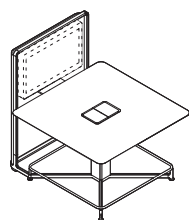
### Square Stool-Height Table with Attached Totem (4 - 6 People)

60"	60"	38"	68"	MT03SS6060T	\$18,128	+\$563	+\$ 96	+\$335	+\$ 96
-----	-----	-----	-----	-------------	----------	--------	--------	--------	--------

### Rectangular Stool-Height Table with Attached Totem (4 - 6 People)

72"	60"	38"	68"	MT03SR7260T	\$18,369	+\$675	+\$157	+\$546	+\$157
-----	-----	-----	-----	-------------	----------	--------	--------	--------	--------

▶ Specification Information, continued on next page



#### For Canadian Pricing

Multiply U.S. Price by the Canadian price factor.

▶ See page 1 for details.

## Stool-Height Tables, continued

### ► Specification Information, continued from previous page

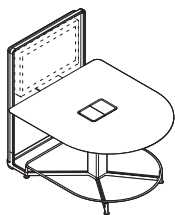
Tip: Premium wood and full-fill upcharges are in addition to wood veneer upcharge.

#### Specification Information

Dimensions			Totem Height	Style Number	U.S. Base Price	Options (Add \$ to Base Price)		
D	W	H				Wood Veneer	Premium Wood	Full-Fill Finish
							Wood 2	Wood 3

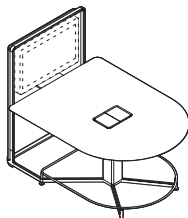
#### Medium D-Shaped Stool-Height Table with Attached Totem (4 – 6 People)

66"	60"	38"	68"	MT03SM6660T	\$18,128	+\$ 563	+\$157	+\$ 546	+\$157
-----	-----	-----	-----	-------------	----------	---------	--------	---------	--------



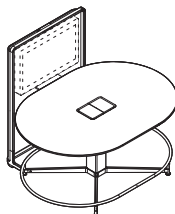
#### Large D-Shaped Stool-Height Table with Attached Totem (5 – 7 People)

78"	60"	38"	68"	MT03SL7860T	\$18,369	+\$ 675	+\$157	+\$ 546	+\$157
-----	-----	-----	-----	-------------	----------	---------	--------	---------	--------



#### Capsule Stool-Height Table with Attached Totem (4 – 6 People)

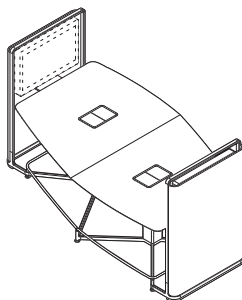
60"	84"	38"	68"	MT03SC6084T	\$18,693	+\$ 675	+\$203	+\$ 709	+\$203
-----	-----	-----	-----	-------------	----------	---------	--------	---------	--------



#### Offset Stool-Height Table with Attached Totem (8 people)

120"	80"	38"	68"	MT03SF12076T	\$35,845	+\$1408	+\$322	+\$1124	+\$322
------	-----	-----	-----	--------------	----------	---------	--------	---------	--------

### ► Specification Information, continued on next page



#### For Canadian Pricing

Multiply U.S. Price by the Canadian price factor.

► See page 1 for details.



## ► Specification Information, continued from previous page

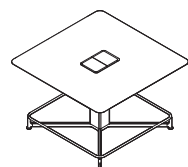
Tip: Premium wood and full-fill upcharges are in addition to wood veneer upcharge.

## Specification Information

Dimensions				Style	U.S.	Options			
D	W	H	Totem Height	Number	Base Price	(Add \$ to Base Price)			
						Wood Veneer	Premium Wood	Full-Fill	Finish
							Wood 2	Wood 3	

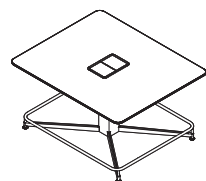
## Square Stool-Height Table (6 – 8 people)

60"	60"	38"	N.A.	MT03SS6060	\$14,767	+\$563	+\$ 96	+\$335	+\$ 96
:	:	:	:	:	:	:	:	:	:



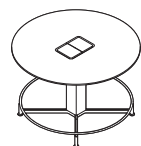
## Rectangular Stool-Height Table (6 – 8 people)

72"	60"	38"	N.A.	MT03SR7260	\$14,990	+\$675	+\$157	+\$546	+\$157
:	:	:	:	:	:	:	:	:	:



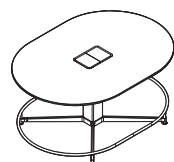
## Round Stool-Height Table (4 – 6 people)

60"	60"	38"	N.A.	MT03SR60	\$14,990	+\$563	+\$ 96	+\$336	+\$ 96
:	:	:	:	:	:	:	:	:	:



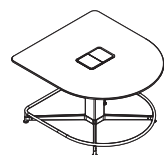
## Capsule Stool-Height Table (6 – 8 people)

60"	84"	38"	N.A.	MT03SC6084	\$15,337	+\$675	+\$203	+\$709	+\$203
:	:	:	:	:	:	:	:	:	:



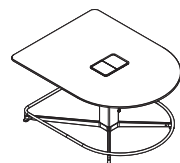
## Medium D-Shaped Stool-Height Table (4 – 6 people)

66"	60"	38"	N.A.	MT03SM6660	\$14,767	+\$563	+\$157	+\$546	+\$157
:	:	:	:	:	:	:	:	:	:



## Large D-Shaped Stool-Height Table (5 – 7 people)

78"	60"	38"	N.A.	MT03SL7860	\$14,990	+\$675	+\$157	+\$546	+\$157
:	:	:	:	:	:	:	:	:	:



## ► Specification Information, continued on next page



## For Canadian Pricing

Multiply U.S. Price by the Canadian price factor.

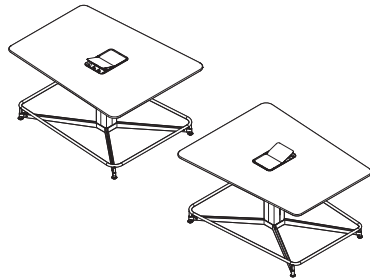
► See page 1 for details.

## Stool-Height Tables, continued

### ► Specification Information, continued from previous page

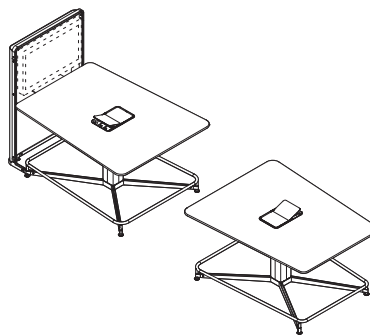
Tip: Premium wood and full-fill upcharges are in addition to wood veneer upcharge.

Specification Information									
Dimensions				Style	U.S.	Options			
D	W	H	Totem Height	Number	Base Price	(Add \$ to Base Price)	Wood Veneer	Premium Wood	Full-Fill Finish
							Wood Veneer	Wood 2	Wood 3



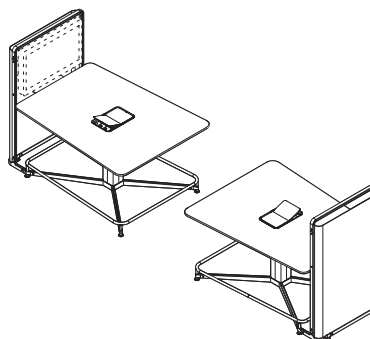
### TeamStudio Table (8 - 12 People)

75"	60"	38"	N.A.	<b>MT03ST7560</b>	\$29,845	+\$1408	+\$322	+\$1124	+\$322
-----	-----	-----	------	-------------------	----------	---------	--------	---------	--------



### TeamStudio Attached Single Totem (8 - 12 People)

75"	60"	38"	68"	<b>MT03ST7560T</b>	\$33,150	+\$1408	+\$322	+\$1124	+\$322
-----	-----	-----	-----	--------------------	----------	---------	--------	---------	--------



### TeamStudio Attached Dual Totems (8 - 12 People)

75"	60"	38"	68"	<b>MT03ST7560TT</b>	\$35,900	+\$1408	+\$322	+\$1124	+\$322
-----	-----	-----	-----	---------------------	----------	---------	--------	---------	--------



**For Canadian Pricing**  
Multiply U.S. Price by the  
Canadian price factor.  
► See page 1 for details.

# media:scape Table — Pricing Matrix

media:scape Table —  
Pricing Matrix

media:scape  
Tables

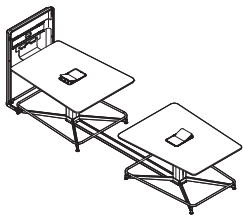
Electronic Package	Third Party Integration	Puck System	PUCK Quantity	Display Quantity	Electronic Package Upcharge	Maintenance Agreement			
						One Year	Two Year	Three Year	Four Year
<b>A</b>	No	Virtual Only	N.A.	1 or 2	No cost	+\$ 400	+\$ 720	+\$1020	+\$1120
<b>B</b>	No	Physical Only	2 or 4	1 or 2	+\$ 436	+\$ 700	+\$1260	+\$1785	+\$1960
<b>C</b>	No	Both	2 or 4	1 or 2	+\$2446	+\$1100	+\$1980	+\$2805	+\$3080
<b>D</b>	With	Physical Only	2 or 4	1 or 2	+\$2863	+\$1350	+\$2430	+\$3443	+\$3780
<b>D</b>	With	Physical Only	6 or 8	1 or 2	+\$2863	+\$1350	+\$2430	+\$3443	+\$3780
<b>D</b>	With	Physical Only	2 or 4	3 or 4	+\$2863	+\$1350	+\$2430	+\$3443	+\$3780
<b>D</b>	With	Physical Only	6 or 8	3 or 4	+\$2863	+\$1350	+\$2430	+\$3443	+\$3780
<b>D</b>	No	Physical Only	6 or 8	1 or 2	+\$2863	+\$1350	+\$2430	+\$3443	+\$3780
<b>D</b>	No	Physical Only	2 or 4	3 or 4	+\$2863	+\$1350	+\$2430	+\$3443	+\$3780
<b>D</b>	No	Physical Only	6 or 8	3 or 4	+\$2863	+\$1350	+\$2430	+\$3443	+\$3780
<b>E</b>	With	Both	2 or 4	1 or 2	+\$4872	+\$1750	+\$3150	+\$4463	+\$4900
<b>E</b>	With	Both	6 or 8	1 or 2	+\$4872	+\$1750	+\$3150	+\$4463	+\$4900
<b>E</b>	With	Both	2 or 4	3 or 4	+\$4872	+\$1750	+\$3150	+\$4463	+\$4900
<b>E</b>	With	Both	6 or 8	3 or 4	+\$4872	+\$1750	+\$3150	+\$4463	+\$4900
<b>E</b>	No	Both	6 or 8	1 or 2	+\$4872	+\$1750	+\$3150	+\$4463	+\$4900
<b>E</b>	No	Both	2 or 4	3 or 4	+\$4872	+\$1750	+\$3150	+\$4463	+\$4900
<b>E</b>	No	Both	6 or 8	3 or 4	+\$4872	+\$1750	+\$3150	+\$4463	+\$4900

Package A: Includes virtual PUCK receiver and power-on adapter  
 Package B: Includes small (4x2) switcher  
 Package C: Includes small (4x2) switcher and virtual PUCK receiver  
 Package D: Includes large (8x4) switcher  
 Package E: Includes large (8x4) switcher and virtual PUCK receiver  
 ▶ See page 45 for more information.



**For Canadian Pricing**  
 Multiply U.S. Price by the  
 Canadian price factor.  
 ▶ See page 1 for details.

# Cable Track for media:scape TeamStudio



Standard Includes	Required to Specify
-------------------	---------------------

▶ Need help? Product details, page 18	• Cable track: anodized aluminum  Style number
---	--

Specification Information	
---------------------------	--

• Style • Number	• U.S. • Price
MTSTCT	\$1200



**For Canadian Pricing**  
Multiply U.S. Price by the  
Canadian price factor.  
▶ See page 1 for details.



Tip: One bracket is used per leg, so two packages should be ordered per table.

Standard IncludesRequired to Specify

- Need help?  
Product details,  
page 17

  - Brackets: package of two
- Style number

Specification Information

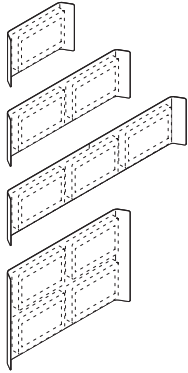
• Style • Number • •	• U.S. • Price • •
CQSA	\$49
•	•

media:scape  
Tables



**For Canadian Pricing**  
Multiply U.S. Price by the  
Canadian price factor.  
► See page 1 for details.

# Wall-Mounted Shrouds



Tip: Bridge is only available on some style numbers. If seismic is selected, a bridge cannot be selected.

Tip: media:scape wall-mounted shrouds do not include electronics to support additional displays.

Standard Includes	Required to Specify
<ul style="list-style-type: none"> <li>Need help? Product details, page 33</li> <li>Wall-mounted shroud</li> <li>Monitor brackets: black</li> </ul>	<ul style="list-style-type: none"> <li>1 Style number</li> <li>2 Paint color number for shroud: <ul style="list-style-type: none"> <li>4140 Arctic White Gloss</li> <li>4799 Platinum Metallic</li> <li>4803 Near Black Metallic</li> <li>7246 Midnight Metallic</li> </ul> </li> <li>3 Options, if selected (see below)</li> </ul>

	Options	U.S. Price	Required to Specify
<b>Bridge</b>	• Bridge	See below and at right	Specify <i>with bridge</i> .
<b>Seismic</b>	• Seismic	See below and at right	Specify <i>with seismic</i> .

Specification Information					
Dimensions					
D	W	H	Style Number	U.S. Base Price	Options (Add \$ to Base Price)
					Bridge : Seismic

## Single 32" Wall-Mounted Shroud

6 1/2"	35"	23 1/2"	<b>MTSWS32</b>	\$1349	+\$464	+\$55

## Single 42" Wall-Mounted Shroud

6 1/2"	44"	27 1/2"	<b>MTSWS42</b>	\$1595	+\$464	+\$55

## Single 46" Wall-Mounted Shroud

6 1/2"	48 1/2"	30 1/2"	<b>MTSWS46</b>	\$1726	+\$464	+\$55

## Single 55" Wall-Mounted Shroud

6 1/2"	56"	35"	<b>MTSWS55</b>	\$2022	+\$464	+\$55

## Single 65" Wall-Mounted Shroud

6 1/2"	65"	40 1/2"	<b>MTSWS65</b>	\$2349	+\$464	+\$55

## Dual 32" Wall-Mounted Shroud

6 1/2"	67"	23 1/2"	<b>MTSWD32</b>	\$1967	+\$464	+\$82

## Dual 42" Wall-Mounted Shroud

6 1/2"	86"	27 1/2"	<b>MTSWD42</b>	\$2754	+\$464	+\$82

## Dual 42" Wall-Mounted Shroud with CODEC Case

7 1/2"	86"	27 1/2"	<b>MTSWD42C</b>	\$3301	N.A.	N.A.

## Dual 46" Wall-Mounted Shroud

6 1/2"	95"	30 1/2"	<b>MTSWD46</b>	\$3015	+\$464	+\$82

► Specification Information, continued on next page



**For Canadian Pricing**  
Multiply U.S. Price by the Canadian price factor.  
► See page 1 for details.

## ► Specification Information, continued from previous page

## Specification Information

• Dimensions			• Style Number	• U.S. Base Price	• Options	
D	W	H			(Add \$ to Base Price)	
					Bridge	Seismic

**Dual 46" Wall-Mounted Shroud with CODEC Case**

7 1/2"	95"	30 1/2"	<b>MTSWD46C</b>	\$3562	N.A.	N.A.
--------	-----	---------	-----------------	--------	------	------

**Dual 55" Wall-Mounted Shroud**

6 1/2"	109 1/2"	35"	<b>MTSWD55</b>	\$3606	N.A.	+\$ 82
--------	----------	-----	----------------	--------	------	--------

**Dual 65" Wall-Mounted Shroud**

6 1/2"	127"	40 1/2"	<b>MTSWD65</b>	\$4561	N.A.	+\$ 82
--------	------	---------	----------------	--------	------	--------

**Triple 32" Wall-Mounted Shroud**

6 1/2"	99 1/2"	23 1/2"	<b>MTSWT32</b>	\$3147	N.A.	+\$109
--------	---------	---------	----------------	--------	------	--------

**Triple 42" Wall-Mounted Shroud**

6 1/2"	127 1/2"	27 1/2"	<b>MTSWT42</b>	\$4130	N.A.	+\$109
--------	----------	---------	----------------	--------	------	--------

**Triple 42" Wall-Mounted Shroud with CODEC Case**

7 1/2"	127 1/2"	27 1/2"	<b>MTSWT42C</b>	\$4677	N.A.	N.A.
--------	----------	---------	-----------------	--------	------	------

**Triple 46" Wall-Mounted Shroud**

6 1/2"	141 1/2"	30 1/2"	<b>MTSWT46</b>	\$4524	N.A.	+\$109
--------	----------	---------	----------------	--------	------	--------

**Triple 46" Wall-Mounted Shroud with CODEC Case**

7 1/2"	141 1/2"	30 1/2"	<b>MTSWT46C</b>	\$5071	N.A.	N.A.
--------	----------	---------	-----------------	--------	------	------

**Triple 55" Wall-Mounted Shroud**

6 1/2"	163"	35"	<b>MTSWT55</b>	\$5408	N.A.	+\$109
--------	------	-----	----------------	--------	------	--------

**Triple 65" Wall-Mounted Shroud**

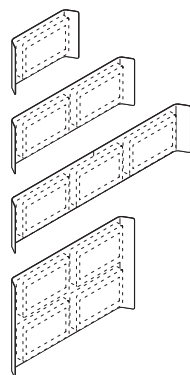
6 1/2"	189 1/2"	40 1/2"	<b>MTSWT65</b>	\$6430	N.A.	+\$109
--------	----------	---------	----------------	--------	------	--------

**Quad 32" Wall-Mounted Shroud**

6 1/2"	67"	45"	<b>MTSWQ32</b>	\$4196	N.A.	+\$ 82
--------	-----	-----	----------------	--------	------	--------

**Quad 42" Wall-Mounted Shroud**

6 1/2"	86"	54"	<b>MTSWQ42</b>	\$5507	N.A.	+\$ 82
--------	-----	-----	----------------	--------	------	--------



Tip: When integrating with an HD videoconferencing CODEC, order one additional scaler with an HDMI cable.

Tip: Larger CODECs may not fit within a wall-mounted shroud CODEC case.

► Review the dimensions on page 34 to ensure there is sufficient space.

**For Canadian Pricing**

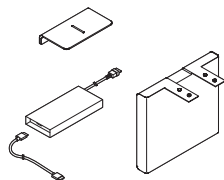
Multiply U.S. Price by the Canadian price factor.

► See page 1 for details.

# Video Conferencing Components

## HDVC Kit

For Use with media:scape Tables with Attached Totem



*Tip: The HDVC kit is for media:scape tables with attached totem only. When specifying other media:scape with HDVC applications, each video conferencing component can be ordered separately.*

*Tip: To specify the shroud mounted camera ledge in 7246 Midnight Metallic, order each HDVC kit component individually.*

*Tip: Dual display includes one additional HDMI cable.*

Standard Includes	Required to Specify
<ul style="list-style-type: none"> <li>Totem-mount camera ledge: paint</li> <li>2 1/2" CODEC case with strap for securing CODEC and Kensington lock feature</li> <li>Scaler</li> <li>Two HDMI cables (monitor extension cables for media:scape digital technology)</li> </ul>	<ol style="list-style-type: none"> <li>Style number</li> <li>Paint color number for ledge:               <ul style="list-style-type: none"> <li>4140 Arctic White Gloss</li> <li>4799 Platinum Metallic</li> <li>4803 Near Black Metallic</li> </ul> </li> <li>Paint color number for CODEC case:               <ul style="list-style-type: none"> <li>4140 Arctic White Gloss</li> <li>4799 Platinum Metallic</li> <li>4803 Near Black Metallic</li> </ul> </li> <li>Camera ledge: totem-mounted or shroud-mounted</li> <li>Display quantity</li> <li>CODEC case size</li> <li>Options, if selected (see below)</li> </ol>

	Options	U.S. Price	Required to Specify
Accessories	<b>Camera ledge</b> <ul style="list-style-type: none"> <li>Shroud-mounted</li> </ul>	No cost	Specify with shroud-mounted camera ledge.
	<b>Display quantity</b> <ul style="list-style-type: none"> <li>Single</li> <li>Dual</li> </ul>	No cost +\$55	Specify with single display. Specify with dual display.
	<b>CODEC case</b> <ul style="list-style-type: none"> <li>5 1/2" CODEC case</li> </ul>	+\$76	Specify with 5 1/2" CODEC case.

Specification Information	
Style Number	U.S. Base Price
MT02HDVCKIT	\$1770



### For Canadian Pricing

Multiply U.S. Price by the Canadian price factor.

► See page 1 for details.



## Camera Ledges

Standard Includes		Required to Specify
▶ Need help? Product details, page 38	• Camera ledge	1 Style number 2 Paint color number for ledge: 4140 Arctic White Gloss 4799 Platinum Metallic 4803 Near Black Metallic 7246 Midnight Metallic (available on shroud-mounted only)
Specification Information		
Dimensions	Style	U.S.
D W H	Number	Price
<b>Shroud-Mounted Camera Ledge</b>		
6½" 11½" 2"	MTHS	\$273
<b>Totem-Mounted Camera Ledge</b>		
6½" 11½" ½"	MTHT	\$273



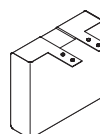
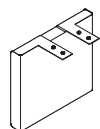
## CODEC Cases

*Tip: An additional scaler and an HDMI cable is needed to connect to the CODEC.*

▶ See HDMI Cables,  
page 70.

▶ See Scaler, page 70.

Standard Includes		Required to Specify
▶ Need help? Product details, page 39	• CODEC case: paint • Strap for securing CODEC • Features for Kensington lock attachment	1 Style number 2 Paint color number for case: 4140 Arctic White Gloss 4799 Platinum Metallic 4803 Near Black Metallic
Specification Information		
Dimensions	Style	U.S.
D W H	Number	Price
<b>21½" CODEC Case</b>		
3" 23" 21"	MTCC2	\$907
<b>51½" CODEC Case</b>		
6" 23" 21"	MTCC5	\$983



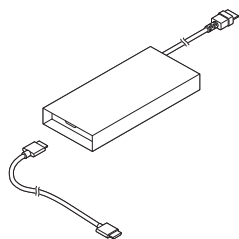
### For Canadian Pricing

Multiply U.S. Price by the  
Canadian price factor.

▶ See page 1 for details.

# Electronics

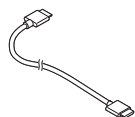
## Scaler



*Tip: In situations where media:scape will send video to another system, like HDVC, an additional scaler is recommended.*

Standard Includes		Required to Specify
► Need help? Product details, page 20	<ul style="list-style-type: none"> <li>Scaler</li> <li>HDMI cable (a monitor extension cable for media:scape digital technology)</li> </ul>	Style number
Specification Information		
• Style Number	• U.S. Price	
MT02SC169	\$590	
•	•	

## HDMI Cables



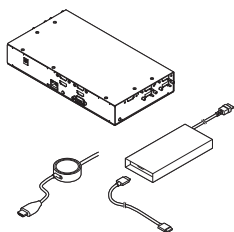
Standard Includes		Required to Specify
► Need help? Product details, page 20	<ul style="list-style-type: none"> <li>HDMI cable (a monitor extension cable for media:scape digital technology)</li> </ul>	Style number
Specification Information		
• Length	• Style Number	• U.S. Price
10'	MT02HD0110	\$ 55
25'	MT02HD0125	\$ 90
50'	MT02HD0150	\$150
75'	MT02HD0175	\$425
•	•	•



**For Canadian Pricing**  
Multiply U.S. Price by the  
Canadian price factor.  
► See page 1 for details.



# media:scape Digital Upgrade Package Standard



Note: Customers can return their analog technology components to Steelcase for a credit. If the buyback credit option is selected, the customer is committing to returning the analog components within 45 days. If the product is not returned, the ordering dealer will be debited \$5000 to pass along to the customer. See <http://village.steelcase.com> for more information.

Note: HDMI monitor extension cables are intended for use with attached totem applications. For wall mounted monitor applications, HDMI monitor extension cables will need to be specified separately.

Tip: Monitors are not included.

Tip: Scalers are included.

Tip: media:scape digital switchers include a network port that must be connected to an Ethernet network cable to enable Virtual PUCK and media:scape manager. Running two network cables to the media:scape location prior to the installation is recommended.



**For Canadian Pricing**  
Multiply U.S. Price by the Canadian price factor.  
► See page 1 for details.

Standard Includes		Required to Specify	
► Need help? Product details, page 28	<ul style="list-style-type: none"> <li>8x4 Digital switcher</li> <li>Digital scaler</li> <li>10' HDMI monitor extension cable</li> <li>Return label and packaging (for analog technology return and recycling program)</li> </ul>	<ol style="list-style-type: none"> <li>Style number</li> <li>Buyback credit (see below under Required Selections)</li> <li>PUCK quantity (see below under Required Selections)</li> <li>Physical PUCKs (see below under Required Selections)</li> <li>Display quantity (see below under Required Selections)</li> <li>Maintenance agreement (see below under Required Selections)</li> </ol>	
Required Selections		U.S. Price	Required to Specify
<b>Buyback Credit</b>	• Without buyback credit	No cost	Specify <i>without buyback credit</i> .
	• With buyback credit	–\$10,500	Specify <i>with buyback credit</i> .
<b>Physical PUCK Quantity</b>	• 2 PUCKs	No cost	Specify <i>with 2 PUCKs</i> .
	• 4 PUCKs	+\$ 1224	Specify <i>with 4 PUCKs</i> .
	• 6 PUCKs	+\$ 2448	Specify <i>with 6 PUCKs</i> .
	• 8 PUCKs	+\$ 3672	Specify <i>with 8 PUCKs</i> .
<b>Physical PUCKs</b>	• PUCK 1		
	- VGA	No cost	Specify <i>with VGA PUCK</i> .
	- HDMI	No cost	Specify <i>with HDMI PUCK</i> .
	- DisplayPort	No cost	Specify <i>with DisplayPort PUCK</i> .
	- Mini DisplayPort	No cost	Specify <i>with Mini DisplayPort PUCK</i> .
	• PUCK 2		
	- VGA	No cost	Specify <i>with VGA PUCK</i> .
	- HDMI	No cost	Specify <i>with HDMI PUCK</i> .
	- DisplayPort	No cost	Specify <i>with DisplayPort PUCK</i> .
	- Mini DisplayPort	No cost	Specify <i>with Mini DisplayPort PUCK</i> .
	• PUCK 3		
	- VGA	No cost	Specify <i>with VGA PUCK</i> .
	- HDMI	No cost	Specify <i>with HDMI PUCK</i> .
	- DisplayPort	No cost	Specify <i>with DisplayPort PUCK</i> .
	- Mini DisplayPort	No cost	Specify <i>with Mini DisplayPort PUCK</i> .
	• PUCK 4		
	- VGA	No cost	Specify <i>with VGA PUCK</i> .
	- HDMI	No cost	Specify <i>with HDMI PUCK</i> .
	- DisplayPort	No cost	Specify <i>with DisplayPort PUCK</i> .
	- Mini DisplayPort	No cost	Specify <i>with Mini DisplayPort PUCK</i> .
	• PUCK 5		
	- VGA	No cost	Specify <i>with VGA PUCK</i> .
	- HDMI	No cost	Specify <i>with HDMI PUCK</i> .
	- DisplayPort	No cost	Specify <i>with DisplayPort PUCK</i> .
	- Mini DisplayPort	No cost	Specify <i>with Mini DisplayPort PUCK</i> .
	• PUCK 6		
	- VGA	No cost	Specify <i>with VGA PUCK</i> .
	- HDMI	No cost	Specify <i>with HDMI PUCK</i> .
	- DisplayPort	No cost	Specify <i>with DisplayPort PUCK</i> .
	- Mini DisplayPort	No cost	Specify <i>with Mini DisplayPort PUCK</i> .
	• PUCK 7		
	- VGA	No cost	Specify <i>with VGA PUCK</i> .
	- HDMI	No cost	Specify <i>with HDMI PUCK</i> .
	- DisplayPort	No cost	Specify <i>with DisplayPort PUCK</i> .
	- Mini DisplayPort	No cost	Specify <i>with Mini DisplayPort PUCK</i> .
	• PUCK 8		
	- VGA	No cost	Specify <i>with VGA PUCK</i> .
	- HDMI	No cost	Specify <i>with HDMI PUCK</i> .
	- DisplayPort	No cost	Specify <i>with DisplayPort PUCK</i> .
	- Mini DisplayPort	No cost	Specify <i>with Mini DisplayPort PUCK</i> .
<b>Display Quantity</b>	• One display	No cost	Specify <i>with one display</i> .
	• Two displays	+\$ 590	Specify <i>with two displays</i> .
	• Three displays	+\$ 1180	Specify <i>with three displays</i> .
	• Four displays	+\$ 1770	Specify <i>with four displays</i> .

► Required Selections, continued on next page

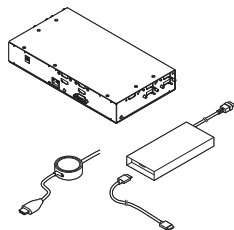
► Required Selections, continued from previous page

	Required Selections	U.S. Price	Required to Specify
<b>Maintenance Agreement</b>	• One year	+\$1350	Specify with one year maintenance agreement.
	• Two years	+\$2430	Specify with two year maintenance agreement.
	• Three years	+\$3443	Specify with three year maintenance agreement.
	• Four years	+\$3780	Specify with four year maintenance agreement.
<b>Related Products</b>	• Virtual PUCK		► See page 77

**Specification Information**

Style Number	U.S. Base Price
MT03TK	\$15,126

Tip: An additional fourth year of warranty coverage is included if a four year maintenance agreement is selected.

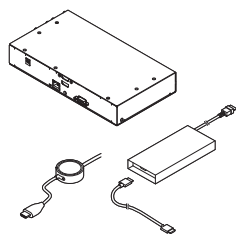


**For Canadian Pricing**

Multiply U.S. Price by the Canadian price factor.

► See page 1 for details.

## media:scape Digital Upgrade Package Lite



*Note: Customers can return their analog technology components to Steelcase for a credit. If the buyback credit option is selected, the customer is committing to returning the analog components within 45 days. If the product is not returned, the ordering dealer will be debited \$5000 to pass along to the customer. See <http://village.steelcase.com> for more information.*

*Note: HDMI monitor extension cables are intended for use with attached totem applications. For wall mounted monitor applications, HDMI monitor extension cables will need to be specified separately.*

*Tip: Monitors are not included.*

*Tip: Scalers are included.*

*Tip: An additional fourth year of warranty coverage is included if a four year maintenance agreement is selected.*

*Tip: media:scape digital switchers include a network port that must be connected to a network cable to enable virtual PUCK and media:scape manager. Running two network cables to the media:scape location prior to the installation is recommended.*



**For Canadian Pricing**

Multiply U.S. Price by the Canadian price factor.

▶ See page 1 for details.

### Standard Includes

► Need help?  
Product details,  
page 28

- 4x2 Digital switcher
- Digital scaler
- 10' HDMI monitor extension cable
- Return label and packaging (for analog technology return and recycling program)

### Required to Specify

- 1 Style number
- 2 Buyback credit (see below under Required Selections)
- 3 PUCK quantity (see below under Required Selections)
- 4 Physical PUCKs (see below under Required Selections)
- 5 Display quantity (see below under Required Selections)
- 6 Maintenance agreement (see below under Required Selections)

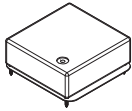
	Required Selections	U.S. Price	Required to Specify
<b>Buyback Credit</b>	<ul style="list-style-type: none"> <li>Without buyback credit</li> <li>With buyback credit</li> </ul>	No cost –\$10,500	Specify <i>without buyback credit.</i> Specify <i>with buyback credit.</i>
<b>Physical PUCK Quantity</b>	<ul style="list-style-type: none"> <li>2 PUCKs</li> <li>4 PUCKs</li> </ul>	No cost +\$ 1224	Specify <i>with 2 PUCKs.</i> Specify <i>with 4 PUCKs.</i>
<b>Physical PUCKs</b>	<ul style="list-style-type: none"> <li>PUCK 1               <ul style="list-style-type: none"> <li>VGA</li> <li>HDMI</li> <li>DisplayPort</li> <li>Mini DisplayPort</li> </ul> </li> <li>PUCK 2               <ul style="list-style-type: none"> <li>VGA</li> <li>HDMI</li> <li>DisplayPort</li> <li>Mini DisplayPort</li> </ul> </li> <li>PUCK 3               <ul style="list-style-type: none"> <li>VGA</li> <li>HDMI</li> <li>DisplayPort</li> <li>Mini DisplayPort</li> </ul> </li> <li>PUCK 4               <ul style="list-style-type: none"> <li>VGA</li> <li>HDMI</li> <li>DisplayPort</li> <li>Mini DisplayPort</li> </ul> </li> </ul>	No cost No cost No cost No cost  No cost No cost No cost No cost  No cost No cost No cost No cost  No cost No cost No cost No cost	Specify <i>with VGA PUCK.</i> Specify <i>with HDMI PUCK.</i> Specify <i>with DisplayPort PUCK.</i> Specify <i>with Mini DisplayPort PUCK.</i>  Specify <i>with VGA PUCK.</i> Specify <i>with HDMI PUCK.</i> Specify <i>with DisplayPort PUCK.</i> Specify <i>with Mini DisplayPort PUCK.</i>  Specify <i>with VGA PUCK.</i> Specify <i>with HDMI PUCK.</i> Specify <i>with DisplayPort PUCK.</i> Specify <i>with Mini DisplayPort PUCK.</i>  Specify <i>with VGA PUCK.</i> Specify <i>with HDMI PUCK.</i> Specify <i>with DisplayPort PUCK.</i> Specify <i>with Mini DisplayPort PUCK.</i>
<b>Display Quantity</b>	<ul style="list-style-type: none"> <li>One display</li> <li>Two displays</li> </ul>	No cost +\$ 590	Specify <i>with one display.</i> Specify <i>with two displays.</i>
<b>Maintenance Agreement</b>	<ul style="list-style-type: none"> <li>One year</li> <li>Two years</li> <li>Three years</li> <li>Four years</li> </ul>	+\$ 700 + \$ 1260 + \$ 1785 + \$ 1960	Specify <i>with one year maintenance agreement.</i> Specify <i>with two year maintenance agreement.</i> Specify <i>with three year maintenance agreement.</i> Specify <i>with four year maintenance agreement.</i>
<b>Related Products</b>	Virtual PUCK		► See page 77

## Specification Information

Style Number	U.S. Base Price
MT03TK2	\$14,175

# media:scape Digital Upgrade Package Virtual PUCK

media:scape Digital Upgrade  
Package Virtual PUCK



*Note: Customers can return their analog technology components to Steelcase for a credit. If the buyback credit option is selected, the customer is committing to returning the analog components within 45 days. If the product is not returned, the ordering dealer will be debited \$5000 to pass along to the customer. See <http://village.steelcase.com> for more information.*

*Tip: Monitors are not included.*

*Note: HDMI monitor extension cables are intended for use with attached totem applications. For wall mounted monitor applications, HDMI monitor extension cables will need to be specified separately.*

*Tip: An additional fourth year of warranty coverage is included if a four year maintenance agreement is selected.*

Standard Includes	Required to Specify
<ul style="list-style-type: none"> <li>▶ Need help? Product details, page 28</li> <li>• Virtual PUCK receiver</li> <li>• 10' HDMI monitor extension cable</li> <li>• Return label and packaging (for analog technology return and recycling program)</li> </ul>	<ol style="list-style-type: none"> <li>1 Style number</li> <li>2 Buyback credit (see below under Required Selections)</li> <li>3 Display quantity (see below under Required Selections)</li> <li>4 Maintenance agreement (see below under Required Selections)</li> </ol>

	Required Selections	U.S. Price	Required to Specify
<b>Buyback Credit</b>	<ul style="list-style-type: none"> <li>• Without buyback credit</li> <li>• With buyback credit</li> </ul>	No cost –\$10,500	Specify <i>without buyback credit</i> . Specify <i>with buyback credit</i> .
<b>Display Quantity</b>	<ul style="list-style-type: none"> <li>• One display</li> <li>• Two displays</li> </ul>	No cost +\$ 55	Specify <i>with one display</i> . Specify <i>with two displays</i> .
<b>Maintenance Agreement</b>	<ul style="list-style-type: none"> <li>• One year</li> <li>• Two years</li> <li>• Three years</li> <li>• Four years</li> </ul>	+\$ 400 +\$ 720 +\$ 1020 +\$ 1120	Specify <i>with one year maintenance agreement</i> . Specify <i>with two year maintenance agreement</i> . Specify <i>with three year maintenance agreement</i> . Specify <i>with four year maintenance agreement</i> .

Specification Information	
Style Number	U.S. Base Price
MT03TKVP	\$12,200

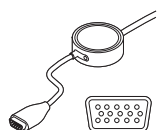
media:scape  
Tables



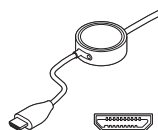
**For Canadian Pricing**  
Multiply U.S. Price by the Canadian price factor.  
▶ See page 1 for details.

# media:scape PUCKs

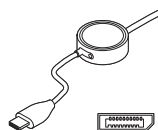
*Tip: Order these PUCKs to retrofit into existing tables. PUCKs with digital connections can only connect into the media:scape switcher. If your table was purchased before February 2012, a maximum of six PUCKs with digital connections can connect into the switcher. If more than six PUCKs are connected, the switcher will not send a video signal. Please contact LineOne if you have any additional questions at 1.888.STEELCASE.*



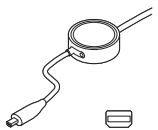
VGA



HDMI



DisplayPort



mini DisplayPort

Standard Includes	Required to Specify
<ul style="list-style-type: none"> <li>Need help? Product details, page 40</li> <li>Physical PUCK</li> <li>Switcher-to-PUCK cable</li> <li>PUCK-to-device cable</li> </ul>	Style number

## Specification Information

Style Number	U.S. Price
--------------	------------

### VGA PUCK

MS02PKVG01U	\$612
-------------	-------

### HDMI PUCK

MS02PKHD01U	\$612
-------------	-------

### DisplayPort PUCK

MS02PKDP01U	\$612
-------------	-------

### mini DisplayPort PUCK

MS02PKDP02U	\$612
-------------	-------

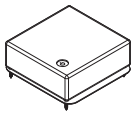


#### For Canadian Pricing

Multiply U.S. Price by the Canadian price factor.

► See page 1 for details.





*Tip: The virtual PUCK is designed to integrate with the media:scape digital system.*

*Tip: When specifying virtual PUCK with media:scape mobile, an HDVC kit is also required to house the virtual PUCK receiver inside the CODEC case.*

*Tip: The Answer cable kit option is required when specifying media:scape virtual PUCK for use with Answer products with media:scape integration.*

*Tip: A single installation of the Steelcase application server is required prior to installing the virtual PUCK registry application. Specification information can be found on page 78.*

*Tip: The virtual PUCK receiver must be connected to a network cable. Running two network cables, one to the virtual PUCK receiver and a second to the media:scape digital switcher prior to the installation, is recommended.*

Standard Includes	Required to Specify
<ul style="list-style-type: none"> <li>Need help? Product details, page 42</li> <li>Virtual PUCK receiver</li> <li>Connection cables</li> <li>Power supply</li> <li>Virtual PUCK registry</li> </ul>	<ul style="list-style-type: none"> <li>1 Style number</li> <li>2 Maintenance agreement (see below under Required Selections)</li> <li>3 Options, if selected (see below)</li> </ul>

	Required Selections	U.S. Price	Required to Specify
<b>Maintenance Agreement</b>	One year	+\$ 400	Specify with one year maintenance agreement.
	Two years	+\$ 720	Specify with two year maintenance agreement.
	Three years	+\$1020	Specify with three year maintenance agreement.
	Four years	+\$1120	Specify with four year maintenance agreement.

	Options	U.S. Price	Required to Specify
<b>Cable Kit</b>	Standard cable kit	No cost	Specify with standard cable kit.
	kiosk cable kit	+\$ 65	Specify with kiosk cable kit.
	Answer cable kit	+\$ 65	Specify with Answer cable kit.

Specification Information			
Dimensions		Style	U.S.
D	W	Number	Base Price
4 1/2"	4 1/2"	MS03VPK01	\$2850



## For Canadian Pricing

Multiply U.S. Price by the Canadian price factor.

► See page 1 for details.

# Steelcase Application Server and media:scape Manager License

## Steelcase Application Server

*Tip: One of the features of the Steelcase application server is the management of virtual PUCK and other future Steelcase products. Only one instance is required to be installed on the customer's network. The single instance of Steelcase application server can manage all the virtual PUCK receivers on that network.*

*Tip: Although the Steelcase application server is available at no cost, an order must be placed for a valid license. This license will ensure future access to technical support and software updates.*

Standard Includes		Required to Specify
<ul style="list-style-type: none"><li>• Steelcase application server license</li><li>• Virtual PUCK registry and registry server</li><li>• media:scape manager application (license sold separately - see below)</li></ul>		Style number
Specification Information		
• Style Number	• U.S. Price	
VS10	No cost	

## media:scape Manager License

*Note: The media:scape manager license should only be ordered by customers who do not have an active maintenance agreement. Customers with active maintenance agreements may request their license key at no cost by filling out the form at <http://www.steelcase.com/integrated-technologies-maintenance-agreement/>. Please contact [MAAs@steelcase.com](mailto:MAAs@steelcase.com) for further information or with any questions.*

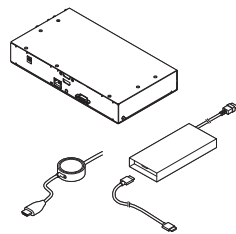
*Tip: media:scape manager is an application that comes standard with and runs on the Steelcase application server. The Steelcase application server (style number VS10) and media:scape manager application must be installed prior to the purchase of the media:scape manager license.*

*Tip: To connect to media:scape manager, the media:scape digital switcher must be connected to an Ethernet network cable.*

Standard Includes		Required to Specify
<ul style="list-style-type: none"><li>• media:scape manager license</li></ul>		Style number
Specification Information		
• Style Number	• U.S. Price	
MM10A	\$4900	

# media:scape Retrofit Kit with Small 4x2 Switcher

media:scape Retrofit Kit with  
Small 4x2 Switcher



*Tip: Retrofit kits can be ordered when a user orders and installs a virtual PUCK only setting and decides to add physical PUCKs later. A column pulley system is included to enable physical PUCK retraction.*

*Tip: Monitors are not included.*

*Tip: Scalers are included.*

*Tip: media:scape digital switchers include a network port that must be connected to a network cable to enable virtual PUCK and media:scape manager. Running two network cables to the media:scape location prior to the installation is recommended.*

*Tip: An additional fourth year of warranty coverage is included if a four year maintenance agreement is selected.*

## Standard Includes

- 4x2 digital switcher
- Two digital scalers
- Four physical PUCKs
- Cables
- Column pulley system

## Required to Specify

- 1 Style number
- 2 Physical PUCKs (see below under Required Selections)
- 3 Maintenance agreement (see below under Required Selections)

	Required Selections	U.S. Price	Required to Specify
<b>Physical PUCKs</b>	• PUCK 1		
	– VGA	No cost	Specify with VGA PUCK.
	– HDMI	No cost	Specify with HDMI PUCK.
	– DisplayPort	No cost	Specify with DisplayPort PUCK.
	– Mini DisplayPort	No cost	Specify with Mini DisplayPort PUCK.
	• PUCK 2		
	– VGA	No cost	Specify with VGA PUCK.
	– HDMI	No cost	Specify with HDMI PUCK.
	– DisplayPort	No cost	Specify with DisplayPort PUCK.
	– Mini DisplayPort	No cost	Specify with Mini DisplayPort PUCK.
	• PUCK 3		
	– VGA	No cost	Specify with VGA PUCK.
<b>Maintenance Agreement</b>	– HDMI	No cost	Specify with HDMI PUCK.
	– DisplayPort	No cost	Specify with DisplayPort PUCK.
	– Mini DisplayPort	No cost	Specify with Mini DisplayPort PUCK.
	• PUCK 4		
	– VGA	No cost	Specify with VGA PUCK.
	– HDMI	No cost	Specify with HDMI PUCK.
	– DisplayPort	No cost	Specify with DisplayPort PUCK.
	– Mini DisplayPort	No cost	Specify with Mini DisplayPort PUCK.
	• One year	+\$ 700	Specify with one year maintenance agreement.
	• Two years	+\$1260	Specify with two year maintenance agreement.
	• Three years	+\$1785	Specify with three year maintenance agreement.
	• Four years	+\$1960	Specify with four year maintenance agreement.
<b>Related Products</b>	• Virtual PUCK		► See page 77

## Specification Information

Style Number	U.S. Base Price
MSRK42S01	\$8073

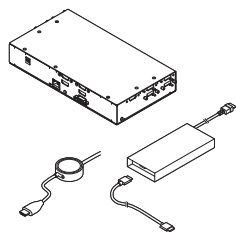


### For Canadian Pricing

Multiply U.S. Price by the Canadian price factor.

► See page 1 for details.

# media:scape Retrofit Kit with Large 8x4 Switcher



*Tip: Retrofit kits can be ordered when a user orders and installs a virtual PUCK only setting and decides to add physical PUCKs later. A column pulley system is included to enable physical PUCK retraction.*

*Tip: Monitors are not included.*

*Tip: Scalers are included.*

*Tip: media:scape digital switchers include a network port that must be connected to a network cable to enable virtual PUCK and media:scape manager. Running two network cables to the media:scape location prior to the installation is recommended.*

*Tip: An additional fourth year of warranty coverage is included if a four year maintenance agreement is selected.*

Standard Includes	Required to Specify
<ul style="list-style-type: none"> <li>• 8x4 digital switcher</li> <li>• Two digital scalers</li> <li>• Six physical PUCKs</li> <li>• Cables</li> <li>• Column pulley system</li> </ul>	<ol style="list-style-type: none"> <li>1 Style number</li> <li>2 Physical PUCKs (see below under Required Selections)</li> <li>3 Maintenance agreement (see below under Required Selections)</li> </ol>

	Required Selections	U.S. Price	Required to Specify
<b>Physical PUCKs</b>	• PUCK 1		
	– VGA	No cost	Specify with VGA PUCK.
	– HDMI	No cost	Specify with HDMI PUCK.
	– DisplayPort	No cost	Specify with DisplayPort PUCK.
	– Mini DisplayPort	No cost	Specify with Mini DisplayPort PUCK.
	• PUCK 2		
	– VGA	No cost	Specify with VGA PUCK.
	– HDMI	No cost	Specify with HDMI PUCK.
	– DisplayPort	No cost	Specify with DisplayPort PUCK.
	– Mini DisplayPort	No cost	Specify with Mini DisplayPort PUCK.
	• PUCK 3		
	– VGA	No cost	Specify with VGA PUCK.
	– HDMI	No cost	Specify with HDMI PUCK.
	– DisplayPort	No cost	Specify with DisplayPort PUCK.
	– Mini DisplayPort	No cost	Specify with Mini DisplayPort PUCK.
	• PUCK 4		
	– VGA	No cost	Specify with VGA PUCK.
	– HDMI	No cost	Specify with HDMI PUCK.
	– DisplayPort	No cost	Specify with DisplayPort PUCK.
	– Mini DisplayPort	No cost	Specify with Mini DisplayPort PUCK.
	• PUCK 5		
	– VGA	No cost	Specify with VGA PUCK.
	– HDMI	No cost	Specify with HDMI PUCK.
	– DisplayPort	No cost	Specify with DisplayPort PUCK.
	– Mini DisplayPort	No cost	Specify with Mini DisplayPort PUCK.
	• PUCK 6		
	– VGA	No cost	Specify with VGA PUCK.
	– HDMI	No cost	Specify with HDMI PUCK.
	– DisplayPort	No cost	Specify with DisplayPort PUCK.
	– Mini DisplayPort	No cost	Specify with Mini DisplayPort PUCK.
<b>Maintenance Agreement</b>	• One year	+\$1350	Specify with one year maintenance agreement.
	• Two years	+\$2430	Specify with two year maintenance agreement.
	• Three years	+\$3443	Specify with three year maintenance agreement.
	• Four years	+\$3780	Specify with four year maintenance agreement.
<b>Related Products</b>	• Virtual PUCK		► See page 77

Specification Information	
• Style Number	• U.S. Base Price
MSRK84S01	\$10,573



**For Canadian Pricing**  
Multiply U.S. Price by the Canadian price factor.  
► See page 1 for details.

# Understanding and Specifying media:scape kiosk

	
<b>Statement of Line</b>	<b>82</b>

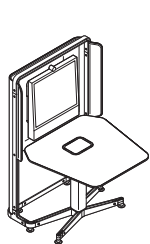
<b>Product Details</b>	
media:scape kiosk	<b>84</b>
media:scape kiosk with HDVC	<b>86</b>
Dimensions—media:scape kiosk	<b>88</b>

media:scape kiosk

# Statement of Line

media:scape kiosk

## media:scape kiosk



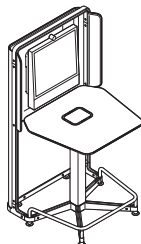
### kiosk Desk-Height

Understanding

► Page 84

Specifying

► Page 90



### kiosk Stool-Height

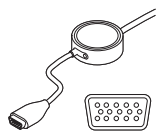
Understanding

► Page 84

Specifying

► Page 90

## media:scape PUCKs



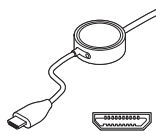
### VGA

Understanding

► Page 40

Specifying

► Page 76



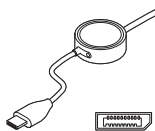
### HDMI

Understanding

► Page 40

Specifying

► Page 76



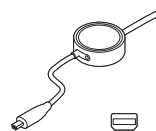
### DisplayPort

Understanding

► Page 40

Specifying

► Page 76



### mini DisplayPort

Understanding

► Page 40

Specifying

► Page 76



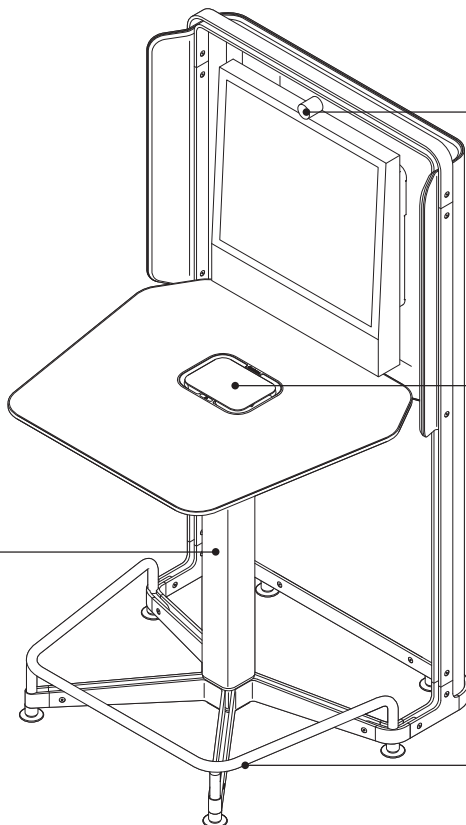
# media:scape kiosk

**media:scape kiosk** is tailored to meet the needs of video collaboration for the individual. It is optimized for one user, but can host two users. media:scape kiosk can support casual, quick, informative conversations in the open plan, or evaluative working sessions in a small enclave. kiosk enhances collaboration, bringing together local and global teams to maximize organizational and individual potential.

► Specifying, page 90

**media:scape kiosk** is completely self-contained, eliminating the need to route cables through walls and floors.

**Base** is available in three finishes and includes the column. A storage compartment is included to house power cord when being transported.



**Camera placement** creates optimal sight lines and framing for users.

**Media well** offers two power outlets and two physical PUCKs.

**Foot ring** on standing-height version provides comfort while standing.

## Product Details

**kiosk** is available in two versions – stool-height or desk-height.

**media:scape kiosk** includes two physical PUCKs for content sharing while collaborating on video.

## Steelcase Maintenance Agreement

**media:scape kiosk** includes a one year Steelcase maintenance agreement to provide an enhanced support system for media:scape settings with digital components. The maintenance agreement covers:

- software/firmware enhancements
- expedited shipping for hardware replacements
- prioritized technical support

**A maintenance agreement renewal** may be ordered for one, two, and three year periods, after original purchase, as long as there is an active agreement in place. Maintenance agreement renewals cover up to four years from the unit's original shipping date. When the three year maintenance agreement renewal is selected, this extends the warranty on technology components (increases the standard warranty from three to four years).

► Specifying, page 162

## media:scape Manager

**media:scape manager** is a web-based software application that enables IT administrators to easily configure and monitor their media:scape system remotely. With media:scape manager, changes can be made without the need for expensive programming or on-site resources. Systems can be accessed with the touch of a button from wherever the user is located.



**media:scape manager**

requires a license key which may be requested at no cost by media:scape customers with active maintenance agreements. Customers with expired maintenance agreements may purchase their license key.

► Specifying, page 78

**Wiring and Cabling****media:scape kiosk**

requires power and two network connections (for both the digital switcher and CODEC). To add virtual PUCK, a third network connector is required.

**Mounting Options**

**kiosk** can be specified with mounting hardware for the Cisco DX80 or a 32" display.

**Surface Materials****Surface**

- Laminate
- Wood veneer

**Edge**

- Plastic – laminate surfaces
- Wood veneer – wood veneer surfaces

**Totem infill**

- Paint

**Shroud infill**

- Fabric

**Base**

- Paint

**Column**

- Painted to match base

**Media well covers**

- Painted to match base

**Totem frame**

- Painted to match base

**Foot ring**

- Stainless steel

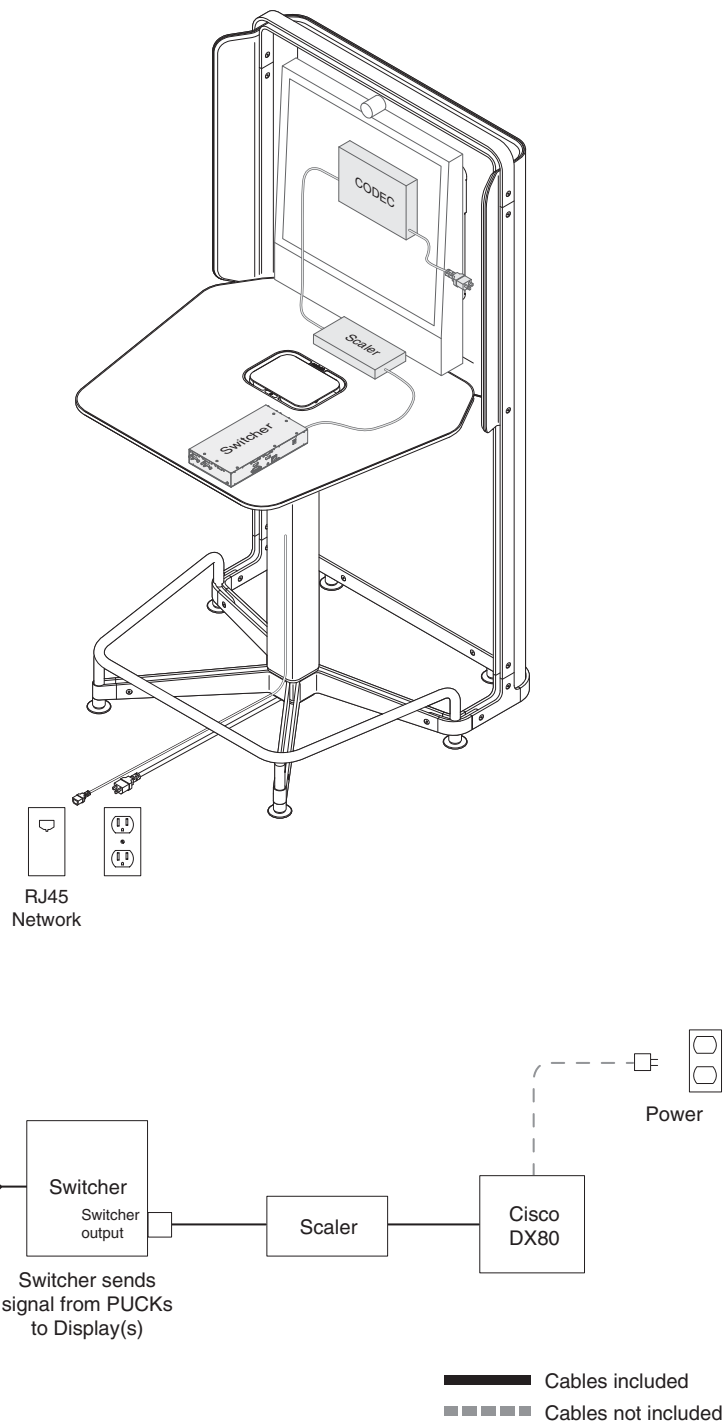
# media:scape kiosk with HDVC

## Integration with Cisco DX80

**media:scape kiosk** is optimized for integration with the Cisco DX80 or a Polycom Group series CODEC with a 32" display. Monitor, camera, and CODEC are not included.

**media:scape kiosk** requires both power and two network connections (for both the digital switcher and for the CODEC).

*Note: Virtual PUCK can be added and would connect to the switcher.*

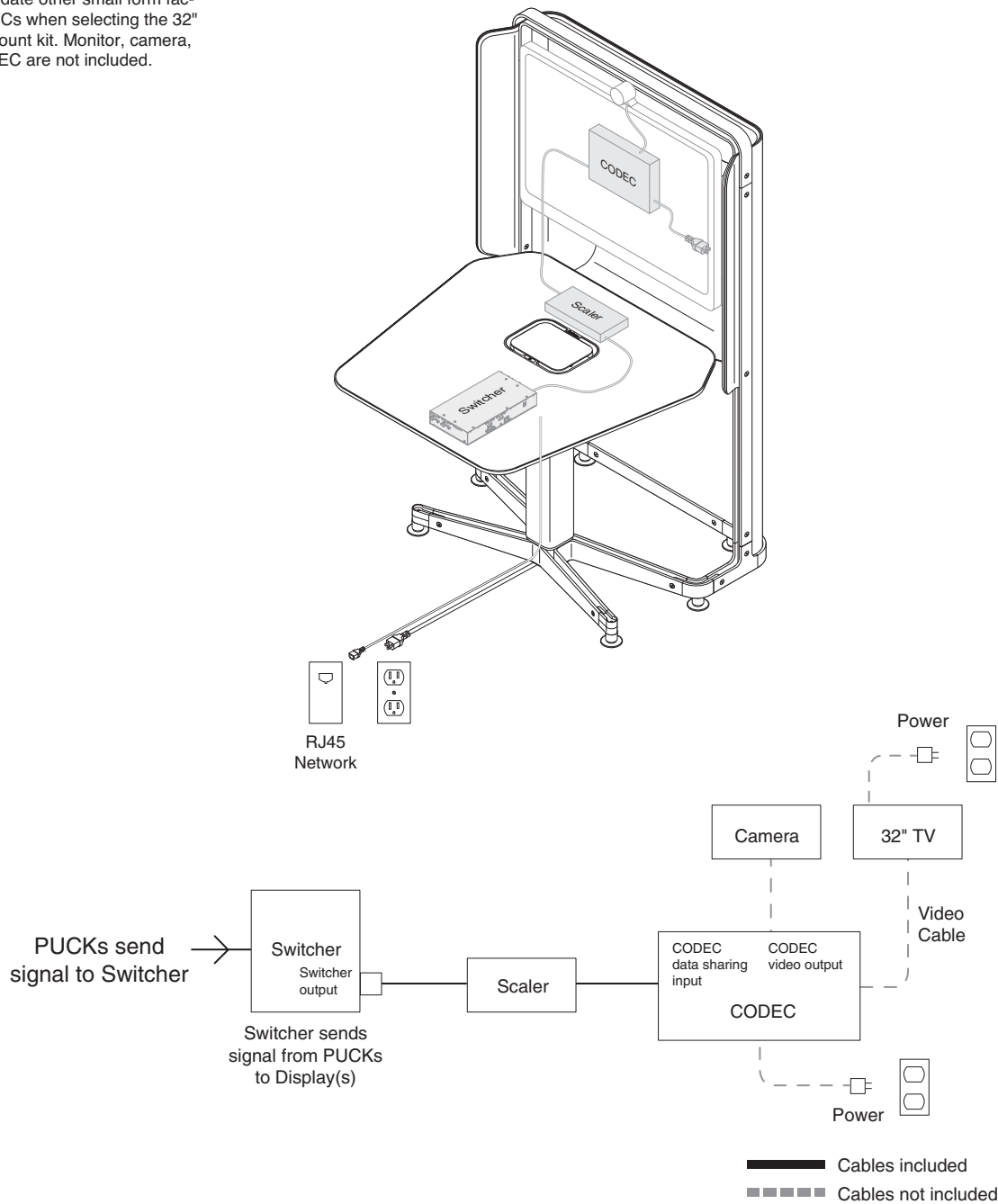


# media:scape kiosk with HDVC

Integration with 32" Display and Small CODEC

media:scape kiosk  
with HDVC

**media:scape kiosk** can also accommodate other small form factor CODECs when selecting the 32" display mount kit. Monitor, camera, and CODEC are not included.



## Internal Engine Cover Dimensions

	32" Display	Cisco EX90
Depth	3"	3"
Width	10"	10"
Height	11 <sup>3</sup> / <sub>5</sub> "	11 <sup>3</sup> / <sub>5</sub> "

*Tip: All CODECs may not fit. Check to be sure the dimensions of the CODEC do not exceed the space inside the engine cover.*

# Dimensions

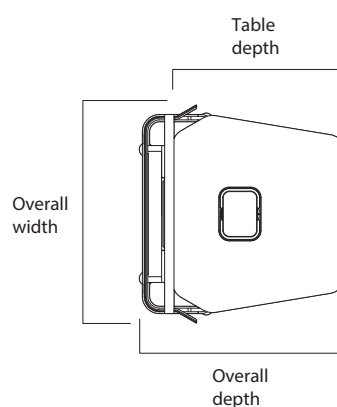
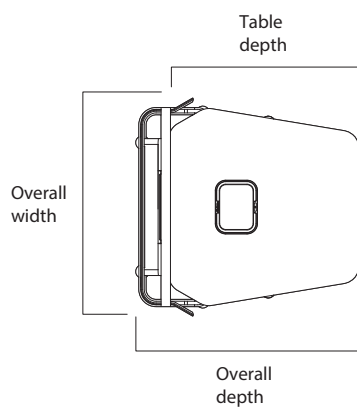
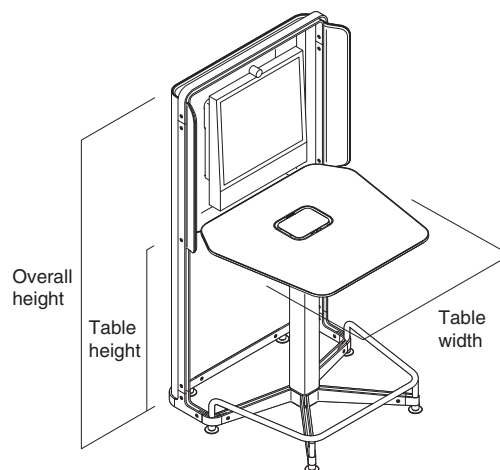
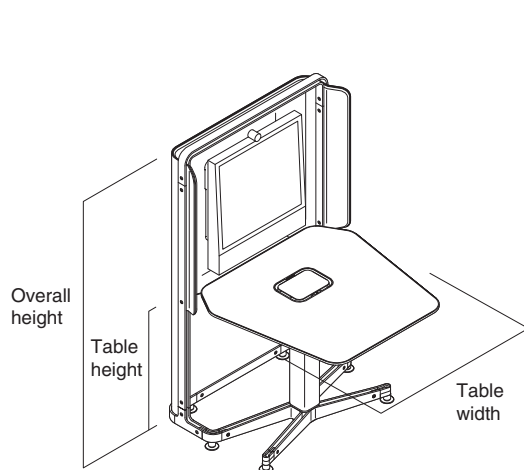
media:scape kiosk

## Actual Dimensions

	Desk-Height kiosk	Stool-Height kiosk
Overall depth	38"	35"
Overall width	38"	38"
Overall height	59"	68"

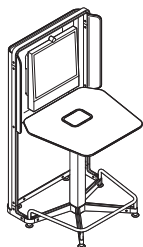
### Table:

Depth	33"	30"
Width	34"	34"
Height	29"	39"





# media:scape kiosk



► Need help?  
Product details,  
page 84

## Standard Includes

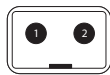
- kiosk: High-Pressure Laminate surface with 3 mm plastic edge on all sides
- Two physical PUCKs
- Base, feet, column, totem, frame, and media well: paint
- Totem infill: paint group 1
- Shroud infill: fabric price group 7
- Foot ring: stainless steel
- Display mounting hardware kit
- Steelcase maintenance agreement (1 year)

## Required to Specify

- 1 Style number
- 2 Laminate color number for surface
- 3 Plastic color number for edges on laminate surface
- 4 Paint color number for kiosk base, feet, column, totem frame, and media well:
  - 4140 Arctic White Gloss
  - 4799 Platinum Metallic
  - 4803 Near Black Metallic
- 5 Paint color number for totem infill
- 6 Fabric color number for shroud infill:
  - RE03 Pebble
  - RE05 Beige
  - RE08 Concrete Grey
- 7 Maintenance agreement (see below under Required Selections)
- 8 Display mounting hardware (see below under Required Selections)
- 9 Physical PUCKs (see below under Required Selections)
- 10 Options, if selected (see below)
  - See *Surface Materials*, page 150.

*Tip: Steelcase maintenance agreement (1 year) is reflected in the base price of the product.*

*Tip: When specifying mixed physical PUCKs, please use the image below as a guide:*



	Required Selections	U.S. Price	Required to Specify
<b>Maintenance Agreement</b>	<ul style="list-style-type: none"> <li>• Steelcase maintenance agreement (1 year)</li> </ul>	\$825 Included in U.S. Base Price	Specify with <i>Steelcase maintenance agreement (1 year)</i> .
<b>Display Mounting Hardware</b>	<ul style="list-style-type: none"> <li>• Mounting hardware for 32" Display</li> <li>• Mounting hardware for Cisco DX80</li> </ul>	No cost No cost	Specify with <i>mounting hardware for 32" display</i> . Specify with <i>mounting hardware for Cisco DX80</i> .
<b>Physical PUCKs</b>	<p><b>All PUCKs same type</b></p> <ul style="list-style-type: none"> <li>• VGA</li> <li>• HDMI</li> <li>• DisplayPort</li> <li>• Mini DisplayPort</li> </ul> <p><b>Mixed PUCK Type</b></p> <ul style="list-style-type: none"> <li>• PUCK 1                             <ul style="list-style-type: none"> <li>- VGA</li> <li>- HDMI</li> <li>- DisplayPort</li> <li>- Mini DisplayPort</li> </ul> </li> <li>• PUCK 2                             <ul style="list-style-type: none"> <li>- VGA</li> <li>- HDMI</li> <li>- DisplayPort</li> <li>- Mini DisplayPort</li> </ul> </li> </ul>	No cost No cost No cost No cost No cost No cost No cost No cost	Specify with <i>VGA PUCKs</i> . Specify with <i>HDMI PUCKs</i> . Specify with <i>DisplayPort PUCKs</i> . Specify with <i>Mini DisplayPort PUCKs</i> . Specify with <i>VGA PUCK</i> . Specify with <i>HDMI PUCK</i> . Specify with <i>DisplayPort PUCK</i> . Specify with <i>Mini DisplayPort PUCK</i> .

	Options	U.S. Price	Required to Specify
<b>Surface Materials</b>	<p><b>High-Pressure Laminate surface</b></p> <ul style="list-style-type: none"> <li>• Open line laminate</li> </ul>	+\$ 69 plus cost of laminate	► See <i>Surface Materials Reference Manual</i> .

► Options, continued on next page



**For Canadian Pricing**  
Multiply U.S. Price by the Canadian price factor.  
► See page 1 for details.

	Options	U.S. Price	Required to Specify
<b>Surface Materials</b>	<b>High-Pressure Laminate surface</b>		
	• Open line laminate	+\$ 69 plus cost of laminate	▶ See <i>Surface Materials Reference Manual</i> .
	<b>Wood veneer surface</b>		
	• Wood veneer surface with wood veneer edges	+\$404	Specify <i>with wood veneer</i> and indicate wood color number.
	• Premium wood 2 veneer surface with wood veneer edges	+\$472	Specify Premium wood 2 finish number.
	• Premium wood 3 veneer surface with wood veneer edges	+\$645	Specify Premium wood 3 finish number.
	• Customiz stain	No cost	Specify <i>with Customiz stain</i> .
	• Full-fill finish	+\$ 69	▶ See <i>Surface Materials Reference Manual</i> . Specify full-fill finish number.
	<b>Painted aluminum infill</b>		
	• Paint price group 1	No cost	Specify paint color number.
	• Paint price group 2	+\$ 34	Specify paint color number.
	• Paint price group 3	+\$112	Specify paint color number.

### Specification Information

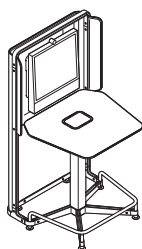
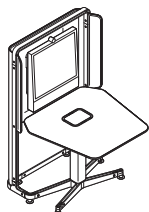
• Dimensions			• Style	• U.S. Base
D	W	H	Number	Price
				(with
				Maintenance
				Agreement)

### Desk-Height

38"	38"	59"	<b>MT02DK</b>	\$13,814
:	:	:	:	:

### Stool-Height

35"	38"	68"	<b>MT02SK</b>	\$15,564
:	:	:	:	:



### For Canadian Pricing

Multiply U.S. Price by the Canadian price factor.

▶ See page 1 for details.





# Understanding and Specifying media:scape mini and mobile

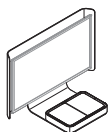
	
<b>Statement of Line</b>	<b>94</b>

<b>Product Details</b>	
media:scape mini and mobile	<b>96</b>
media:scape mobile with HDVC	<b>98</b>
Dimensions—media:scape mini and mobile	<b>100</b>

# Statement of Line

media:scape mini and mobile

## mini and mobile



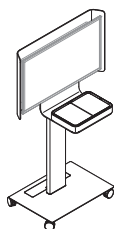
### mini

Understanding

► Page 96

Specifying

► Page 102



### mobile

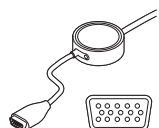
Understanding

► Page 96

Specifying

► Page 104

## media:scape PUCKs



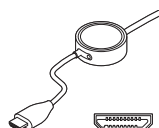
### VGA

Understanding

► Page 40

Specifying

► Page 76



### HDMI

Understanding

► Page 40

Specifying

► Page 76



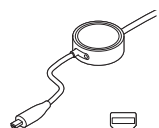
### DisplayPort

Understanding

► Page 40

Specifying

► Page 76



### mini DisplayPort

Understanding

► Page 40

Specifying

► Page 76



# media:scape mini and mobile

**media:scape mini** can be placed on top of any surface to transform spaces into collaborative work environments, extending the media:scape experience to smaller, existing settings. For added security, mini can be bolted or locked to worksurface.

► Specifying, page 102

**media:scape mini and mobile** can come with virtual PUCK only, or with two or four physical PUCKS, which are available in VGA, HDMI, DisplayPort, and mini DisplayPort connectors.

*Note: If virtual PUCK is used, a network cable will need to be run to the unit.*

► For media:scape PUCKs Understanding, see page 40

**media:scape mini** sets on the worksurfaces and does not require any attachments. For added security, mini can be bolted or locked to the worksurface.

**media:scape mobile** can be wheeled up to any worksurface and should be placed with media well floating above the worksurface.

**media:scape mobile** allows users to apply media:scape in a diverse range of settings – from hospitality to education, business, and healthcare – wherever collaboration might occur.

► Specifying, page 104

**media:scape mobile** is height-adjustable to accommodate both desk- and stool-height surfaces. An electric drill/driver can be used to easily adjust the mobile up or down.

► See Dimensions, page 100, for more information.

**Media well** houses four power receptacles, a power button, physical PUCKs (if selected), and has a hinged cover.

**Weight of media:scape mini** is 90 lbs with the 40" shroud, and 94 lbs with the 42" shroud (monitor not included).

**Shroud** comes standard, and is easy to remove to provide access to technologies components.

**The power cord on mini** extends 7' out the back of the base.

**PUCKs** (Personal User Control Key) enable the seamless flow of information between team members. PUCKs may be specified as VGA, HDMI, DisplayPort, or Mini DisplayPort.

**Monitor** is not included. media:scape mini and mobile have been optimized for either 40" or 42" LED monitors. For monitor selection criteria and limited monitor recommendations, go to: [www.steelcase.com/mediascape](http://www.steelcase.com/mediascape).

**When using a 40" or 42" monitor that is not recommended by Steelcase**, utilize the included hardware kit for mounting which provides all necessary cables and hardware to be used with mini and mobile. Monitors must have an HDMI input and it is recommended they are commercial grade or equivalent. In order to integrate with media:scape power management features, the displays must recognize whether or not a signal is being sent to them. See [Steelcase.com](http://Steelcase.com) for the recommended monitor document.

**Base** is available in two finishes and includes the column. A storage compartment is included to house power cord when being transported. The power cord extends 9' out the bottom of the base.

**Casters** allow the unit to move easily. The unit comes with soft locking casters as a standard.

## Product Details

**Built-in security holes** allow monitors in media:scape mini and mobile to be secured using a Kensington lock.

### Steelcase Maintenance Agreement

**media:scape mini and mobile** includes options for a one, two, three or four year Steelcase maintenance agreement featuring an enhanced support system that provides:

- software/firmware enhancements
- prioritized technical support
- expedited shipping for hardware replacements
- warranty extension on technology components when the four year maintenance agreement option is selected (increases the standard warranty from three to four years)

**A maintenance agreement renewal** may be ordered for one, two, and three year periods, after original purchase, as long as there is an active agreement in place. Maintenance agreement renewals cover up to four years from the unit's original shipping date.  
► Specifying, page 162

### media:scape Manager

**media:scape manager** is a web-based software application that enables IT administrators to easily configure and monitor their media:scape system remotely. With media:scape manager, changes can be made without the need for expensive programming or on-site resources. Systems can be accessed with the touch of a button from wherever the user is located.

**media:scape manager** requires a license key which may be requested at no cost by media:scape customers with active maintenance agreements. Customers with expired maintenance agreements may purchase their license key.  
► Specifying, page 78

## Power and Data

**Power** is included.

## Surface Materials

### Base

- Paint

### Shroud, bridge, and media well

- Paint to match base

# media:scape mobile with HDVC

**media:scape mobile** can host video conferencing solutions. The HDVC kit includes a CODEC case, top-mount and under-mount camera ledges, a HDMI cable, and a hardware package. Monitor and camera are not included.

► Specifying, page 104

**The CODEC case** is designed for simplified installation of HDVC video conferencing with media:scape mobile. The location of the CODEC case allows easy access to all necessary connections when the shroud is removed.

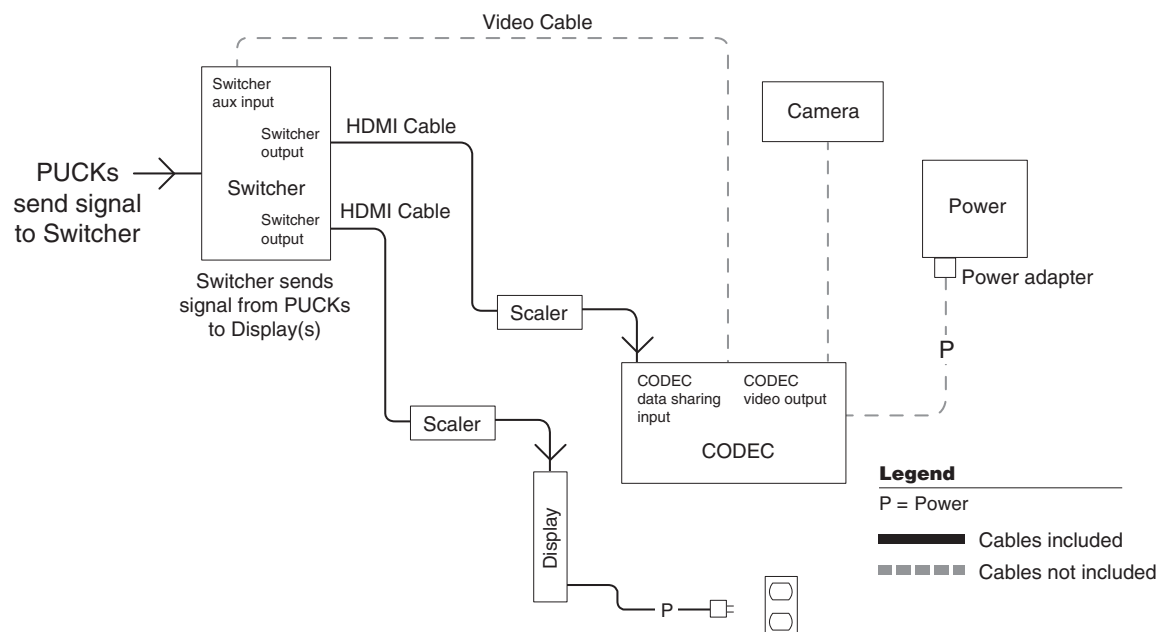
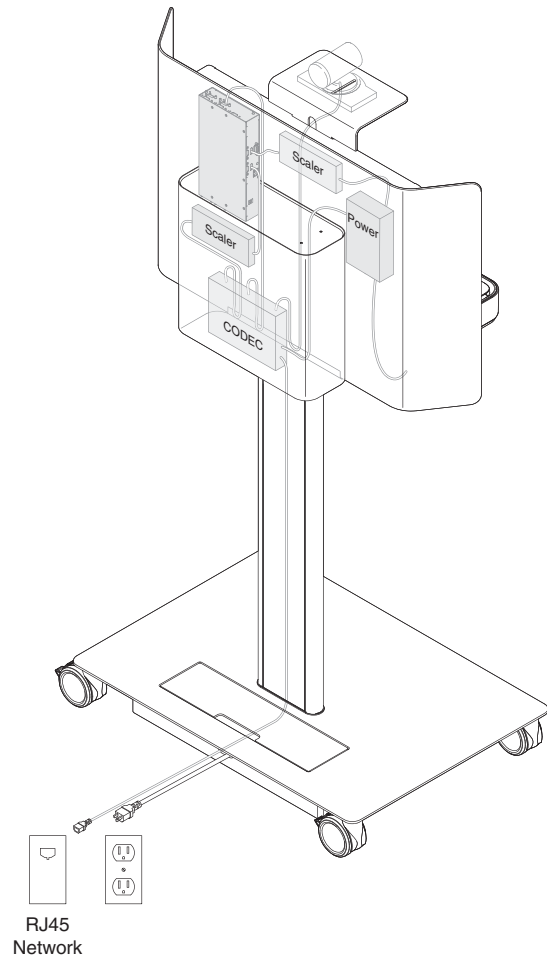
**The CODEC case** is 5¾" thick to accommodate most CODECs. The perforated cover lets heat dissipate from the CODEC and allows access to hardware for services.

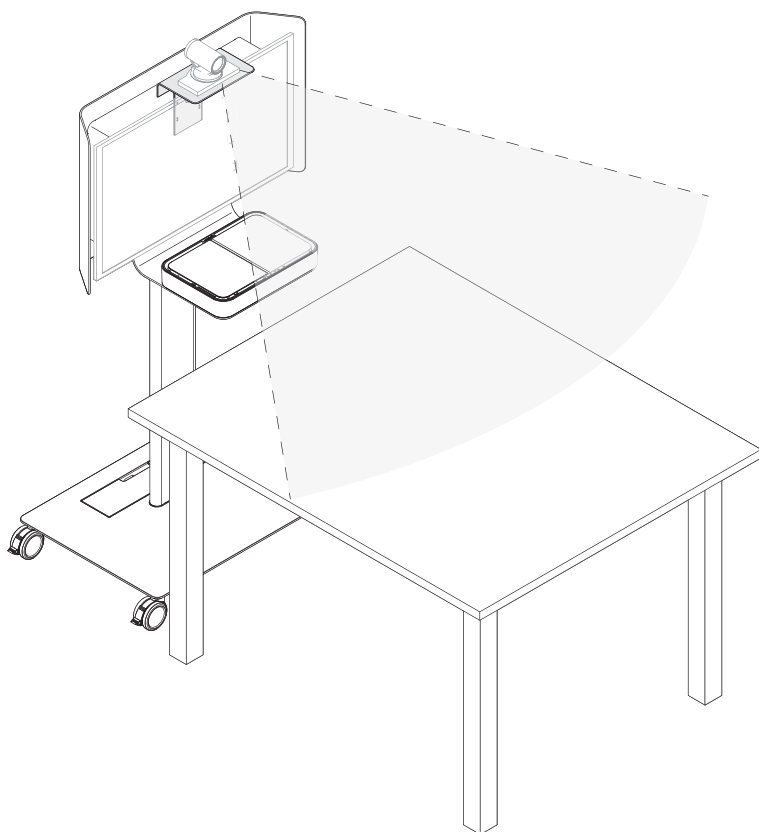
*Tip: All CODECs may not fit. Check the dimensions of the CODEC before ordering CODEC case.*

*Tip: The HDVC kit, an additional scaler, and an HDMI cable are needed when integrating with an HD videoconferencing CODEC.*

## Actual Dimensions

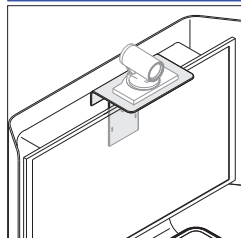
CODEC Case	Outer Dimensions	Inner Dimensions
Depth	5¾"	5⅛"
Width	17"	14⅜"
Height	16"	12⅜"



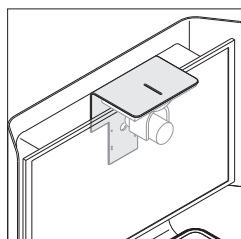


*Tip: Sight lines will vary based on camera, mounting position, and distance from participants.*

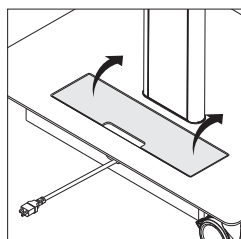
## Product Details



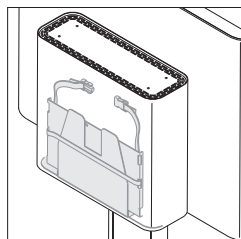
**Top-mount camera ledge** supports most industry standard HDVC cameras. Depth is 7" and width is 11 1/8".



**Under-mount camera ledge** accommodates most industry standard HDVC cameras. Depth is 8" and width is 11 1/8".



**Flip-up door in base** provides easy access to a power and data cables storage compartment.



**A tether buckle** is included to secure the CODEC. A Kensington lock is not included but recommended for security.

## Surface Materials

**HDVC kit**  
• Paint

# Dimensions

media:scape mini and mobile

## Actual Dimensions

	40" mini	42" mini	40" mobile	42" mobile
Overall width	40"	43"	40"	43"
Overall height	28"	30½"	56½"–70½"	59"–73"
Overall depth	21"	21"	20"	20"
Overall interior width	37½"	40½"	37½"	40½"

### Media well dimensions:

Width (all applications) 18¼"

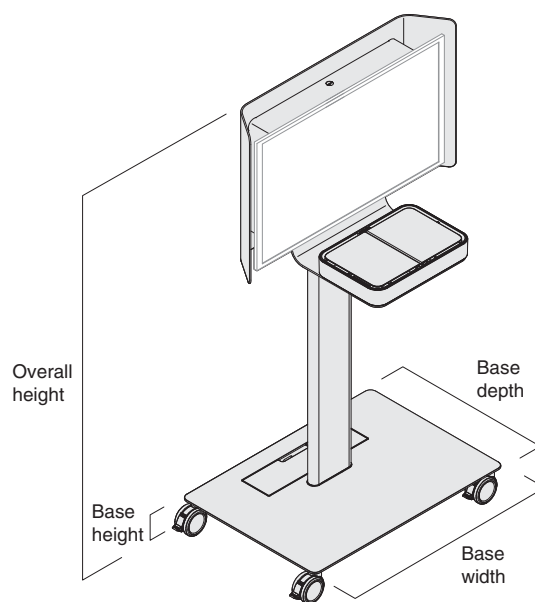
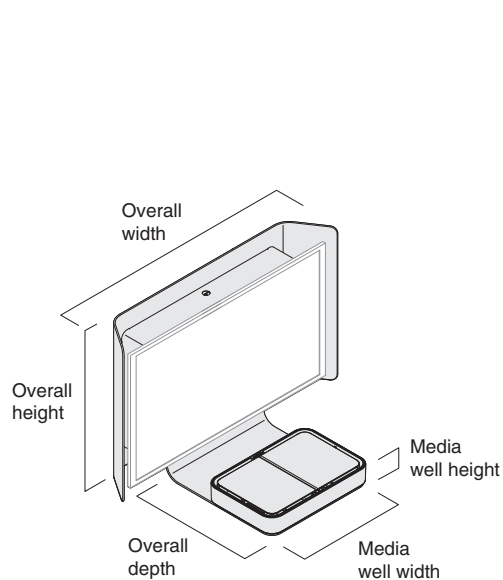
Height (all applications) 3¾"

### Mobile only dimensions:

Base depth 26½"

Base width 36"

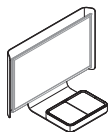
Base height 5"







# media:scape mini



Standard Includes		Required to Specify
► Need help? Product details, page 96	• Shroud, bridge, and media well: paint	1 Style number
	• Monitor hardware kit	2 Paint color number for shroud, bridge, and media well: 4140 Arctic White Gloss 4803 Near Black Metallic
		3 Shroud size (see below under Required Selections)
		4 PUCK system (see below under Required Selections)
		5 Maintenance agreement (see below under Required Selections)
		6 Options, if selected (see below)
		7 Displays (see below under Defaulted Components)

	Required Selections	U.S. Price	Required to Specify
<b>Shroud Size</b>	• Shroud for 40" monitor	No cost	Specify with shroud for 40" monitor.
	• Shroud for 42" monitor	No cost	Specify with shroud for 42" monitor.
<b>PUCK System</b>	• Virtual PUCK only	No cost	Specify with virtual PUCK only.
	• Physical PUCKs only	+\$ 436	Specify with physical PUCKs only.
	• Virtual and physical PUCKs	+\$2446	Specify with virtual and physical PUCKs.
<b>Maintenance Agreement</b>	<b>For mini using virtual PUCK only</b>		
	• One year	+\$ 400	Specify with one year maintenance agreement.
	• Two years	+\$ 720	Specify with two year maintenance agreement.
	• Three years	+\$1020	Specify with three year maintenance agreement.
	• Four years	+\$1120	Specify with four year maintenance agreement.
	<b>For mini using only physical PUCKs</b>		
	• One year	+\$ 700	Specify with one year maintenance agreement.
	• Two years	+\$1260	Specify with two year maintenance agreement.
	• Three years	+\$1785	Specify with three year maintenance agreement.
	• Four years	+\$1960	Specify with four year maintenance agreement.
	<b>For mini using both virtual and physical PUCKs</b>		
	• One year	+\$1100	Specify with one year maintenance agreement.
	• Two years	+\$1980	Specify with two year maintenance agreement.
	• Three years	+\$2805	Specify with three year maintenance agreement.
	• Four years	+\$3080	Specify with four year maintenance agreement.

Tip: Maintenance agreement upcharges are based on number of years, as well as which PUCK system has been selected.

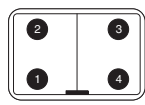


## For Canadian Pricing

Multiply U.S. Price by the Canadian price factor.

► See page 1 for details.

A diagram of a two-chambered heart, showing two chambers labeled 1 and 2. Chamber 1 is on the left and chamber 2 is on the right. A vertical line separates the two chambers. A small black rectangle is located at the bottom center, representing the ventricle wall or a valve.



Options	U.S. Price	Required to Specify
<b>Physical PUCK Quantity</b>		
• Two PUCKs	+\$1224	Specify with PUCK quantity 2.
• Four PUCKs	+\$2448	Specify with PUCK quantity 4.
<b>Physical PUCKs</b>		
• PUCK 1		
- VGA	No cost	Specify with VGA PUCK
- HDMI	No cost	Specify with HDMI PUCK.
- DisplayPort	No cost	Specify with DisplayPort PUCK.
- Mini DisplayPort	No cost	Specify with Mini DisplayPort PUCK.
• PUCK 2		
- VGA	No cost	Specify with VGA PUCK.
- HDMI	No cost	Specify with HDMI PUCK.
- DisplayPort	No cost	Specify with DisplayPort PUCK.
- Mini DisplayPort	No cost	Specify with Mini DisplayPort PUCK.
• PUCK 3		
- VGA	No cost	Specify with VGA PUCK.
- HDMI	No cost	Specify with HDMI PUCK.
- DisplayPort	No cost	Specify with DisplayPort PUCK.
- Mini DisplayPort	No cost	Specify with Mini DisplayPort PUCK.
• PUCK 4		
- VGA	No cost	Specify with VGA PUCK.
- HDMI	No cost	Specify with HDMI PUCK.
- DisplayPort	No cost	Specify with DisplayPort PUCK.
- Mini DisplayPort	No cost	Specify with Mini DisplayPort PUCK.

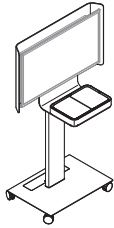
	Defaulted Components	U.S. Price	Conditions
Displays	• One display (virtual PUCK only, no scaler)	No cost	If virtual PUCK only is selected for PUCK system.
	• One display (scaler included)	+\$ 535	If physical PUCKs only, or virtual and physical PUCKs is selected for PUCK system.

• Dimensions		• Style	• U.S. Base
D	W	Number	Price
21"	40"	M03MINIA	\$8019



▶ See page 1 for details.

# media:scape mobile



Tip: Third party integration must be selected to accommodate HDVC capabilities.

Tip: Virtual PUCK only is not offered on media:scape mobile with third party integration.

Tip: Maintenance agreement upcharges are based on number of years, as well as which PUCK system has been selected.

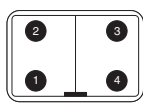
 **For Canadian Pricing**  
Multiply U.S. Price by the Canadian price factor.  
► See page 1 for details.

Standard Includes		Required to Specify	
► Need help? Product details, page 96	<ul style="list-style-type: none"> <li>Base, shroud, bridge, and media well: paint</li> <li>3"-diameter soft casters: grey with black edge only</li> <li>Monitor hardware kit</li> </ul>	<ol style="list-style-type: none"> <li>Style number</li> <li>Paint color number for base, shroud, bridge, and media well: 4140 Arctic White Gloss 4803 Near Black Metallic</li> <li>Shroud size (see below under Required Selections)</li> <li>Third party integration (see below under Required Selections)</li> <li>PUCK system (see below under Required Selections)</li> <li>Maintenance agreement (see below under Required Selections)</li> <li>Options, if selected (see below)</li> <li>Displays (see below under Defaulted Components)</li> </ol>	

	Required Selections	U.S. Price	Required to Specify
<b>Shroud Size</b>	<ul style="list-style-type: none"> <li>Shroud for 40" monitor</li> <li>Shroud for 42" monitor</li> </ul>	No cost No cost	Specify with shroud for 40" monitor. Specify with shroud for 42" monitor.
<b>Third Party Integration</b>	<ul style="list-style-type: none"> <li>No third party</li> <li>With third party</li> </ul>	No cost No cost	Specify with no third party integration. Specify with third party integration.
<b>PUCK System</b>	<b>Available on mobile with third party integration</b> <ul style="list-style-type: none"> <li>Physical PUCKs +\$ 436</li> <li>Virtual and physical PUCKs +\$2446</li> </ul>		
	<b>Available on mobile without third party integration</b> <ul style="list-style-type: none"> <li>Virtual PUCK only No cost</li> <li>Physical PUCKs only +\$ 436</li> <li>Virtual and physical PUCKs +\$2446</li> </ul>		
<b>Maintenance Agreement</b>	<b>For mobile using virtual PUCK only</b> <ul style="list-style-type: none"> <li>One year +\$ 400</li> <li>Two years +\$ 720</li> <li>Three years +\$1020</li> <li>Four years +\$1120</li> </ul>		
	<b>For mobile using only physical PUCKs</b> <ul style="list-style-type: none"> <li>One year +\$ 700</li> <li>Two years +\$1260</li> <li>Three years +\$1785</li> <li>Four years +\$1960</li> </ul>		
	<b>For mobile using both virtual and physical PUCKs</b> <ul style="list-style-type: none"> <li>One year +\$1100</li> <li>Two years +\$1980</li> <li>Three years +\$2805</li> <li>Four years +\$3080</li> </ul>		

*Tip: When specifying physical PUCKs, please use the image below as a guide:*



*Tip: Only one display can be supported with mini and mobile. The display upcharge is dependent on PUCK system selection. Monitor is not included.*

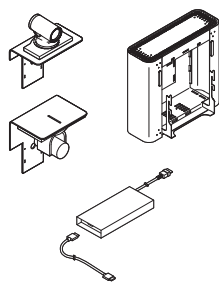
Specification Information				
• Dimensions			• Style	• U.S. Base
D	W	H	Number	Price
20"	40"	56½" – 70½"	M03MOBILEA	\$11,589



▶ See page 1 for details.

HDVC Kit

For Use with media:scape mobile



Standard Includes		Required to Specify
<ul style="list-style-type: none"><li>• Top-mount camera ledge</li><li>• Under-mount camera ledge</li><li>• CODEC case</li><li>• Scaler</li><li>• HDMI cable</li><li>• Hardware package</li></ul>		1 Style number 2 Paint color number: 4140 Arctic White Gloss 4803 Near Black Metallic
Specification Information		
•Style •Number	•U.S. •Price	
M02MOBILEHKA	\$1428	

**For Canadian Pricing**  
Multiply U.S. Price by the  
Canadian price factor.  
▶ See page 1 for details.

---

# Understanding and Specifying ScapeSeries Tables



**Statement of Line** **108**



**Product Details**  
ScapeSeries Tables **109**



**Specifying**  
ScapeSeries Tables **110**  
Power and Data Strip **111**

# Statement of Line

ScapeSeries Tables

## ScapeSeries Tables



### Desk-Height

Understanding

▶ Page 109

Specifying

▶ Page 110




### Stool-Height

Understanding

▶ Page 109

Specifying

▶ Page 110



### Power and Data Strip

Understanding

▶ Page 109

Specifying

▶ Page 111



## ScapeSeries table

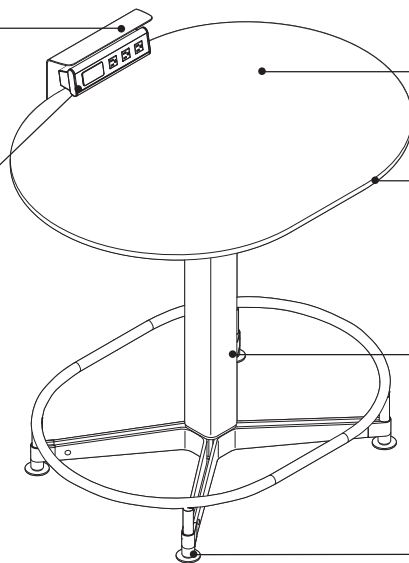
supplies power to users and invites others to walk up and collaborate in multiple postures. It combines cornerless curves with straight sides that may dock alongside walls more effectively than typical round café tables, resulting in a more thoughtful relationship between workspaces, users, and the interior architecture.

► Specifying, page 110

**Shroud** comes standard with the table. It clamps to the underside of the work surface and conceals the power and data strip.

**Power and data strip** includes three simplex receptacles and space for customer supplied voice/data outlets. It is not included with the table and needs to be specified separately.

► See page 111



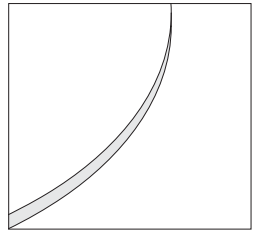
**Surfaces** are available in both laminate and veneer.

**Profile surfaces** have a 3 mm edge banding along all sides.

**Base** is available in three finishes and includes a column and legs. A stainless steel foot ring is standard on the stool-height tables.

**Glides** provide 1" of adjustment for leveling.

## Product Details



**Laminate surface edges** are plastic and finish selection is available.

► See *Recommended Surface Edge Finishes*, page 159, for recommendations.

**Veneer surface edges** are veneer and match the top surface.

## Power and Data

**Power and data strip** is ordered separately. Cables are routed along the underside of the work surface and down the column. Electrical specifications are: ~120V, 15A, 180W, and 60HZ.

## Surface Materials

### Surface

- Laminate
- Wood veneer

### Edge

- Plastic – laminate surfaces
- Wood veneer – wood veneer surfaces

### Base

- Paint

### Column and shroud

- Paint to match base

### Foot ring

- Stainless steel

### Power and data strip

- 8043 Clear Anodized Aluminum cover with black faceplate

## Actual Dimensions

Depth	32"
Width	42"
Thickness	¾"
Desk Height	29"
Stool Height	38"
<b>Power and Data Strip</b>	
Depth	2¼"
Width	10¼"
Height	3"

# ScapeSeries Tables

*Tip: If ordering shroud, remember to order a power strip, style number SSBPDSWSPL.*  
 ▶ Page 111

*Tip: media:scape technologies (PUCKs) is not included.*

▶ For media:scape tables, see pages 46-62.

Standard Includes	Required to Specify
▶ Need help? Product details, page 109 • Table: High-Pressure Laminate surface with 3 mm plastic edge on all sides • Column, table base, legs, and shroud: paint • Foot ring, if stool-height selected: 803S Stainless Steel only	1 Style number 2 Laminate color number for surface 3 Plastic color number for edges on laminate surface 4 Paint color for column, table base, legs, and shroud: 4140 Arctic White Gloss 4799 Platinum Metallic 4803 Near Black Metallic 5 Options, if selected (see below) ▶ See <i>Surface Materials</i> , page 150.

Options	U.S. Price	Required to Specify
<b>Surface Materials</b> <b>High-Pressure Laminate tables</b> • Open Line laminate	+\$ 69 plus cost of laminate	▶ See <i>Surface Materials Reference Manual</i> .
<b>Wood veneer tables</b> • Wood veneer surface with wood veneer edges (3 mm edge profile) • Premium wood 2 veneer surface with wood veneer edges (3 mm edge profile) • Premium wood 3 veneer surface with wood veneer edges (3 mm edge profile) • Customiz stain • Full-fill finish	+\$174 +\$127 +\$319 No cost +\$ 53	Specify <i>with wood veneer</i> and indicate wood color number. Specify Premium wood 2 finish number. Specify Premium wood 3 finish number. Specify <i>with Customiz stain</i> . ▶ See <i>Surface Materials Reference Manual</i> . Specify full-fill finish number.
<b>Shroud</b> • Omit shroud	-\$ 31	Specify <i>omit shroud</i> .

Specification Information			
Dimensions	Style	U.S.	
D W H	Number	Base Price	

## Desk-Height


32"	42"	29"	<b>SSTD3242</b>	\$1632
:	:	:	:	:

## Stool-Height

32"	42"	38"	<b>SSTS3242</b>	\$2397
:	:	:	:	:



  
**For Canadian Pricing**  
 Multiply U.S. Price by the Canadian price factor.  
 ▶ See page 1 for details.



	Standard Includes	Required to Specify
► Need help? Product details, page 109	<ul style="list-style-type: none"> <li>• Power and data strip with cord: 8043 Clear Anodized</li> <li>• Aluminum cover with black faceplate</li> </ul>	Style number

• Dimensions			• Style	• U.S.
D	W	H	Number	Price
21 1/4"	10 1/4"	3"	SSBPDSWSPL	\$168



▶ See page 1 for details.



# Understanding and Specifying media:scape Lounge



Statement of Line	114
-------------------	-----



Product Details	
media:scape Lounge	116
Dimensions—media:scape Lounge	120
Canopy and Ledge Surface Material Relationships	122



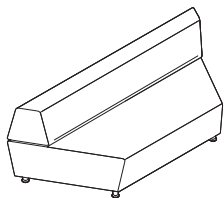
Specifying	
Straight Lounge	124
Straight Inverted Lounge	128
Corner Lounge	130
Reverse Lounge	134
Backless Lounge	138



# Statement of Line

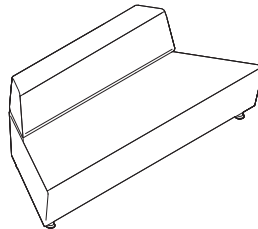
media:scape Lounge

## Straight Lounge



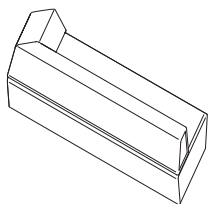
Understanding  
▶ Page 116  
Specifying  
▶ Page 124

## Straight Inverted Lounge

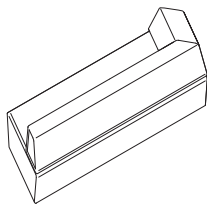


Understanding  
▶ Page 116  
Specifying  
▶ Page 128

## Corner Lounge

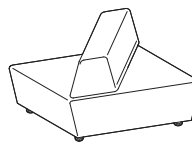


**Left Corner**  
Understanding  
▶ Page 116  
Specifying  
▶ Page 130

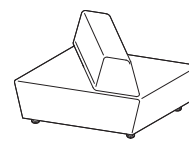


**Right Corner**  
Understanding  
▶ Page 116  
Specifying  
▶ Page 130

## Reverse Lounge

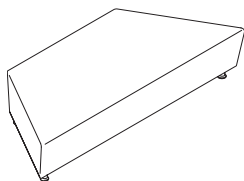


**Reverse Left**  
Understanding  
▶ Page 116  
Specifying  
▶ Page 134



**Reverse Right**  
Understanding  
▶ Page 116  
Specifying  
▶ Page 134

## Backless Lounge



Understanding  
▶ Page 116  
Specifying  
▶ Page 138



# media:scape Lounge

## media:scape lounge

creates collaborative work settings designed to support small teams of four to six people.

► Specifying, page 124

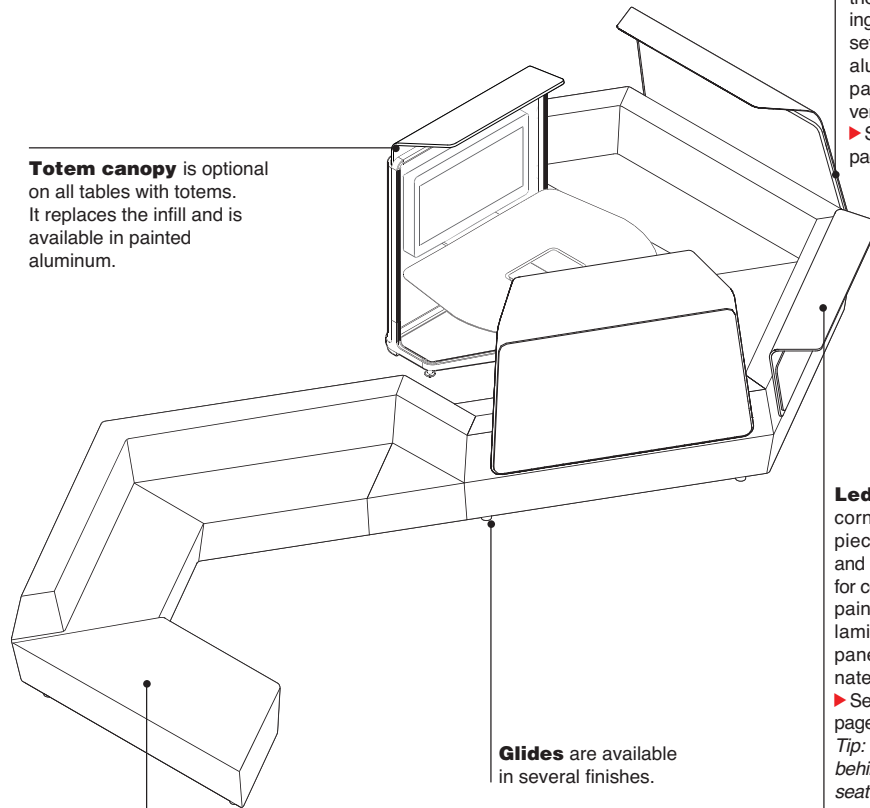
## media:scape lounge

offers seven lounge pieces: straight, straight inverted, backless, right corner, left corner, reverse left, and reverse right. The lounge is designed to be easily reconfigured in many different ways to accommodate multiple settings. There are three different fabric orientations to choose from.

**Due to the geometric shapes,** it is recommended to use one of the standard fabrics, vinyls, leather, or a non-patterned COM, COL, or COV. The use of solid fabrics is recommended with media:scape lounge settings. Steelcase will not pattern match fabrics which have a distinct repeating pattern.

*Tip: Canopy and ledge back panels are not available in full-fill or flat cut.*

**Totem canopy** is optional on all tables with totems. It replaces the infill and is available in painted aluminum.



**Lounge fabric** is available in select Steelcase and DesignTex fabrics.

**Glides** are available in several finishes.

**Lounge canopy** is optional on all corner and straight lounge pieces. It transforms the degree of privacy providing an intimate and protected setting. It includes a painted aluminum structure, fabric panel, and a laminate or veneer back panel.

► See *Thought Starters*, page 7.

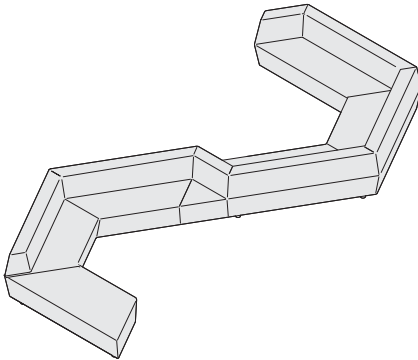
**Ledge** is optional on all corner and straight lounge pieces. It acts as a surface and provides additional space for collaboration. It includes a painted aluminum structure, laminate or veneer back panel, and an optional laminate or veneer topper.

► See *Thought Starters*, page 7.

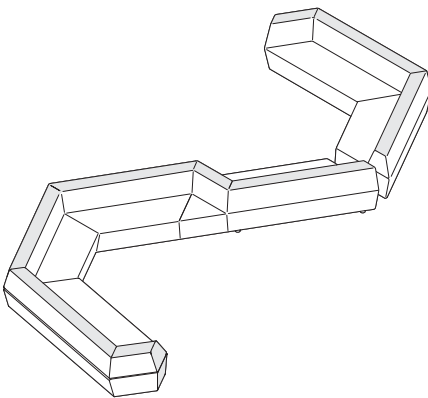
*Tip: If specifying seating behind the ledge, maximum seat height should be 31" to provide appropriate leg clearance.*



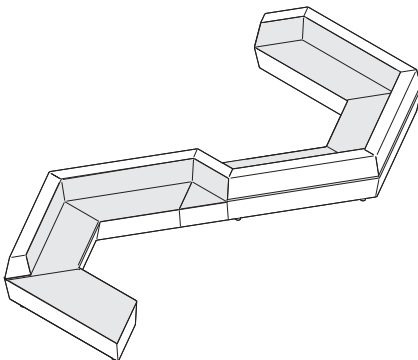
## Upholstery Orientations



**Same** - The entire lounge is one fabric.

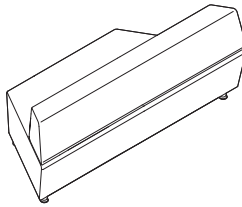


**Edge** - The top of the lounge is one fabric, along with the end of the corner unit. The remaining sides are a second fabric.

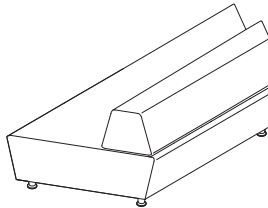


**Front seat and back** - The seat surface and the front of the back is one fabric and all other panels are a second fabric. The reveal on the back of the lounge is the same fabric as the seat surface and the front of the back.

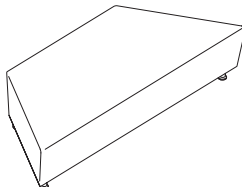
## Product Details



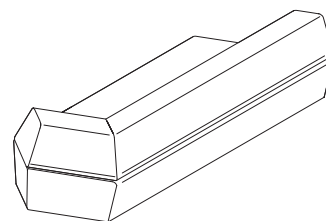
**Straight lounge** has a straight back which tapers to the front of the seat.



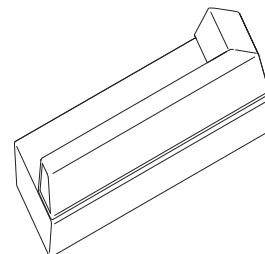
**Straight inverted lounge** has a straight back. It tapers from front to the back of the seat.



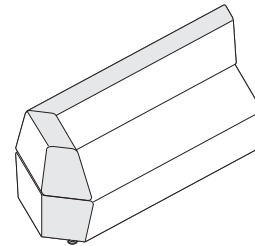
**Backless lounge** is the same shape as the straight lounge and tapers to the front of the seat.



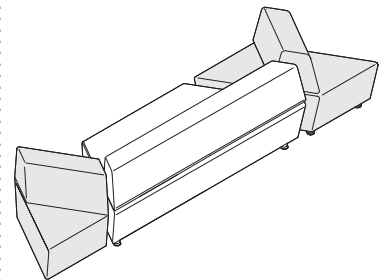
**Left corner lounge** is left-handed in a seated position.



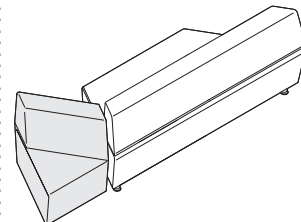
**Right corner lounge** is right-handed in a seated position.



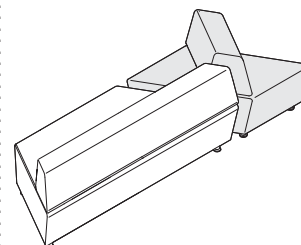

**The end of the corner lounges** will have the same fabric as the top when edge upholstery is specified.



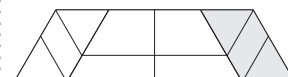
**Reverse lounges** are either right-handed or left-handed and provide the ability to transition seating from one side of an application to the other. They can be applied in either angled or straight applications.

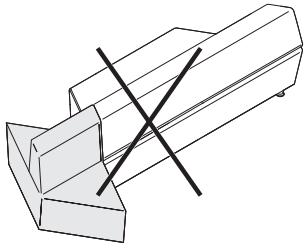


**Reverse left**, when fitted next to a straight lounge, provides an angle similar to the corner left.

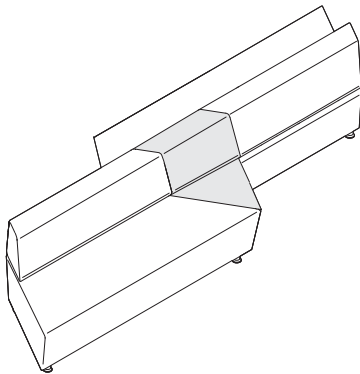


**Reverse right**, when fitted next to a straight lounge, provides an angle similar to the corner right.

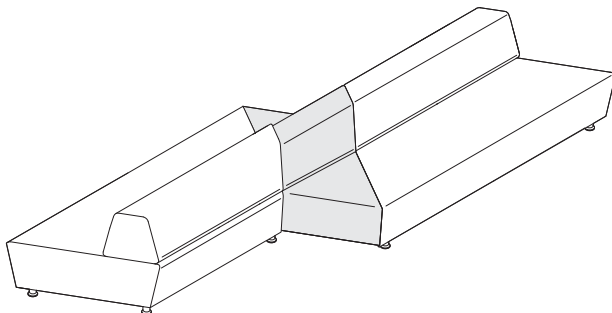




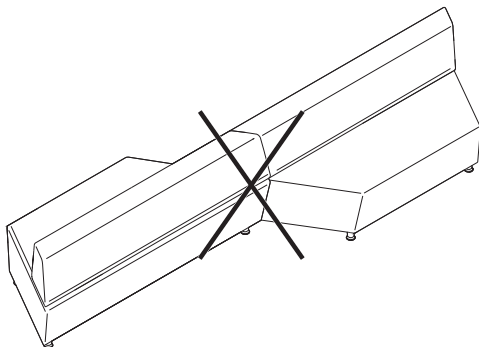
**Reverse lounges**, that are specified with incorrect handed orientation will not align with other lounge pieces.



**Use a reverse left** to transition seating from one side of the application to the other and have seating on the left hand side.



**Use a reverse right** to transition seating from one side of an application to the other and have seating on the right side.



**A reverse lounge piece** must be used to transition seating from one side of an application to another. Attempting to transition seating without a reverse will prohibit adjacent lounges from being ganged together.

## Surface Materials

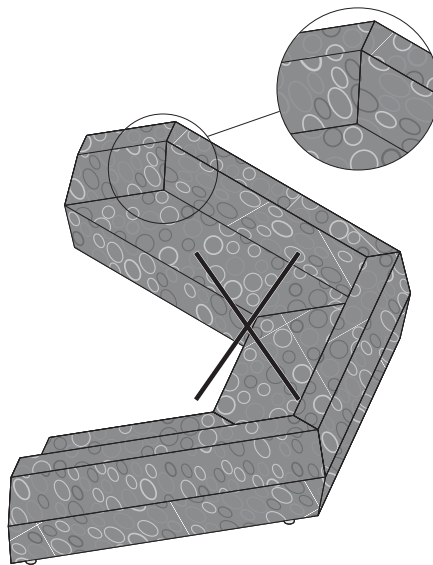
### Upholstery

- Steelcase or DesignTex fabric
- Fabric with soil-retardant treatment (option)
- Leather
- ▶ See *Surface Materials*, page 150.

*Tip: Thread color that is associated with the more dominant fabric will be used throughout the upholstery. Therefore, with the multiple upholstery option, the thread may be a contrasting color.*

### Glides

- 4140 Arctic White Gloss
- 4799 Platinum
- 4803 Near Black Metallic
- 8046 Polished Aluminum



**Solid non-repeat fabrics** are recommended for media:scape lounge because of the unique geometric shapes. When patterned fabrics are selected, patterns are not matched.

## Programs & Services

- ▶ See the *Surface Materials Reference Manual* for further detail about programs and services offered for seating.

**The Customer's Own Material (COM & COL) Program** offers the opportunity for customers to select fabrics and leather that are not offered through the standard Steelcase surface materials program for use on Steelcase products. Avoid pattern fabrics and heavily grained leathers. Through the COM & COL program, Steelcase will test your materials for application on Steelcase products. Once approved, you can place your order. Steelcase will facilitate the entire ordering process and give you a production schedule. Steelcase will order the COM & COL fabric and leather directly from the textile manufacturer. For up-to-date information regarding fabric test results for all COM & COL fabrics and details regarding yardage requirements for most Seating lines, visit the COM Web site. To locate the COM Web site:

- Visit [www.steelcase.com](http://www.steelcase.com)

**Soil retardants** are treatments that provide long-term soil and stain resistance to a fabric without affecting the shade or the integrity of the fabric. The following Steelcase Textiles are available pre-treated with soil retardant. (You do not need to select the soil-retardant option for these fabrics and incur the upcharge.)

- Jacks
- Link
- Spyder

For information on soil retardant fabrics on Select Surfaces, please refer to the *Surface Materials Reference Manual*.

Soil-retardant treatment is available on all other seating fabrics at an additional upcharge per seating unit. To order this option, please select "Soil-Retardant Treatment" under "Optional Accessories."

For soil-retardant treatment on COMs, please select "Soil-Retardant Treatment" under "Optional Accessories." Minimums or additional yardage may be required. Please contact the vendor directly for specific information.

Extended lead times may be necessary for this service.

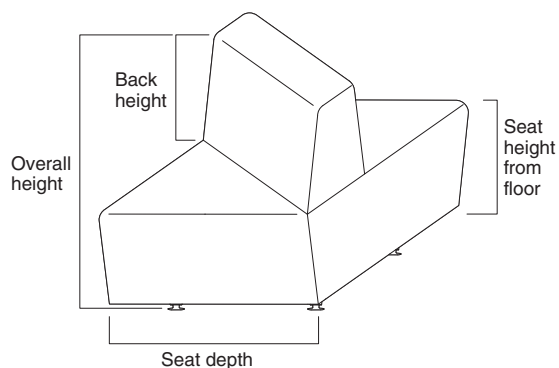
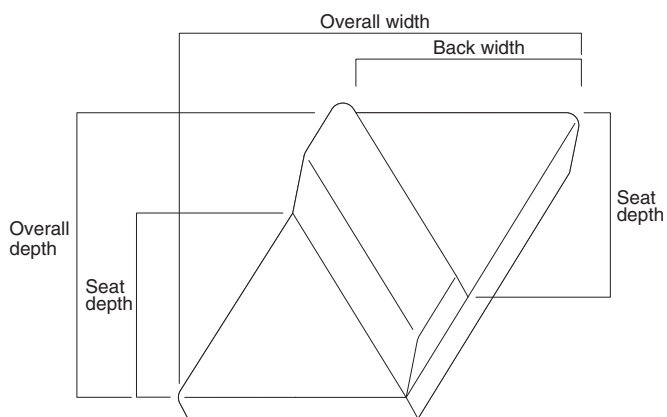
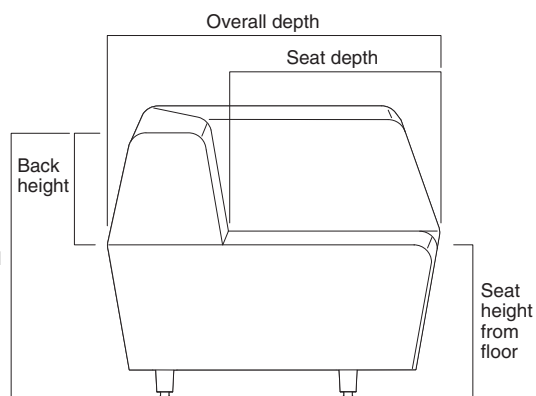
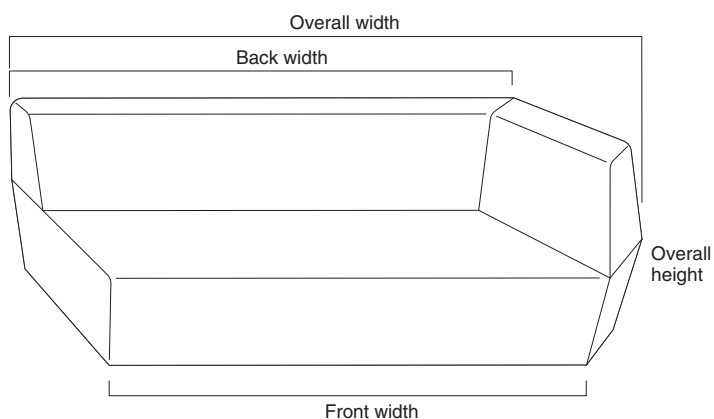
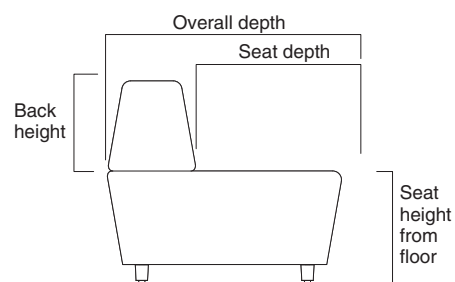
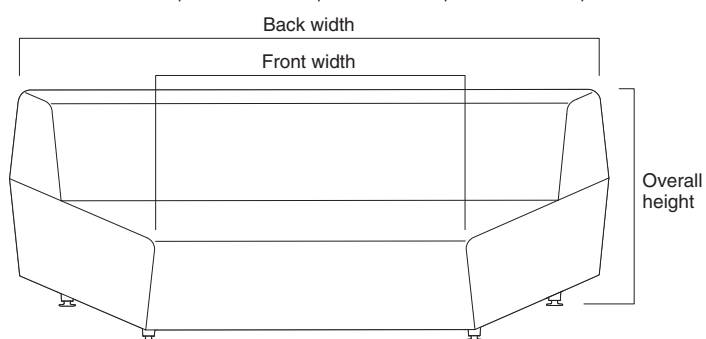
Contact your Steelcase Solutions Fulfillment Team Representative at 1.888.STEELCASE (1.888.783.3522) or send an email to [line-one@steelcase.com](mailto:line-one@steelcase.com).

# Dimensions

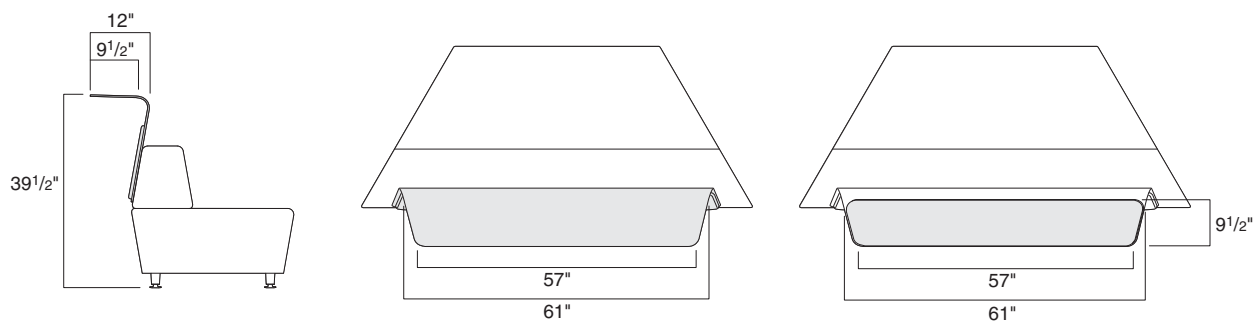
media:scape Lounge

•Features	•Overall Width	•Back Width	•Front Width	•Overall Depth	•Seat Depth	•Overall Height	•Seat Height from Floor	•Back Height
-----------	----------------	-------------	--------------	----------------	-------------	-----------------	-------------------------	--------------

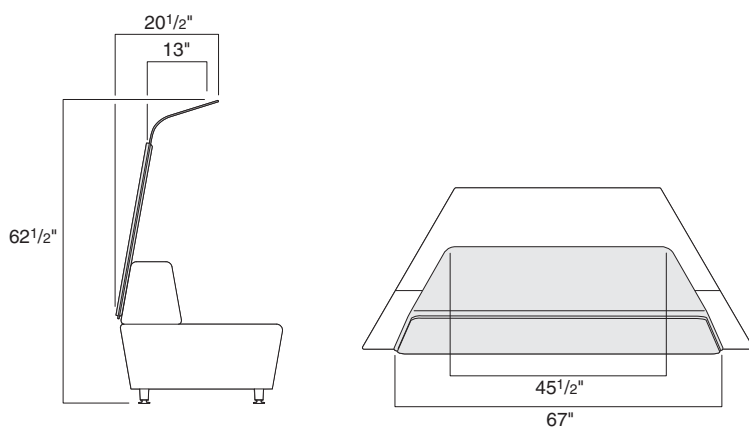
media:scape Lounge								
<b>Straight</b>	80"	80"	42"	33"	21"	29"	16"	13"
<b>Straight Inverted</b>	80"	42"	80"	33"	21"	29"	16"	13"
<b>Backless</b>	80"	80"	42"	33"	33"	16"	16"	13"
<b>Corner (left, right)</b>	92"	80"	66"	33"	21"	29"	16"	13"
<b>Reverse (left, right)</b>	43"	24"	24"	33"	21"	29"	16"	13"



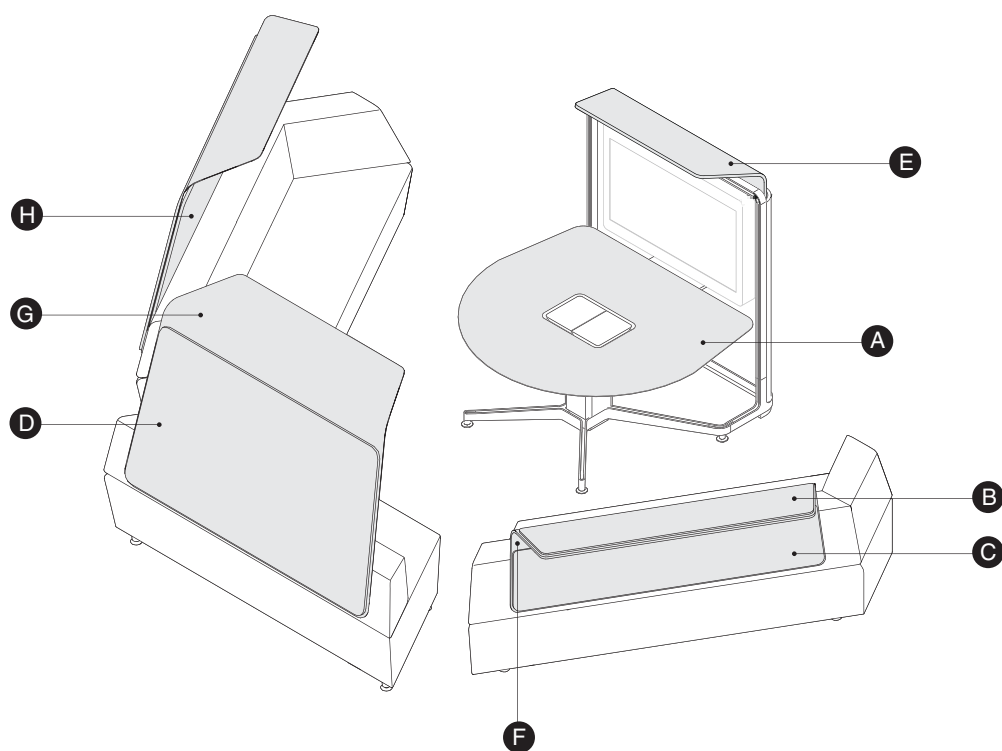
## Ledge



## Canopy



# Canopy and Ledge Surface Material Relationships

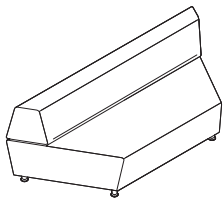


## Recommended Components

	Laminate/ Veneer		Painted Aluminum		Connect 3D Fabric
A	Table top	E	Totem canopy infill	H	Canopy fabric panel
B	Topper	F	Ledge		
C	Ledge back panel	G	Canopy		
D	Canopy back panel				



# Straight Lounge



► Need help?  
Product details,  
page 116

## Standard Includes

- Straight lounge: fabric
- Aluminum feet: paint
- Ganging brackets

## Required to Specify

- 1 Style number
- 2 Fabric color number for upholstery
- 3 Paint color number for feet:
  - 4140 Arctic White Gloss
  - 4799 Platinum Metallic
  - 4803 Near Black Metallic
- 4 Options, if selected (see below)
  - See *Surface Materials*, page 150.

	Options	U.S. Price	Required to Specify
<b>Surface Materials</b>	<b>Soil-retardant treatment</b>		
	• Soil-retardant treatment applied to upholstery fabric	+\$ 47	Specify <i>with soil-retardant treatment</i> .
	<b>Same upholstery on all surfaces</b>		
	• Fabric price group 1	No cost	Specify fabric color number.
	• Fabric price group 2	+\$ 31	Specify fabric color number.
	• Fabric price group 3	+\$ 118	Specify fabric color number.
	• Fabric price group 4	+\$ 295	Specify fabric color number.
	• Fabric price group 5	+\$ 502	Specify fabric color number.
	• Fabric price group 6	+\$ 768	Specify fabric color number.
	• Fabric price group 7	+\$1094	Specify fabric color number.
	• Fabric price group 8	+\$1419	Specify fabric color number.
	• Fabric price group 9	+\$1745	Specify fabric color number.
	• Fabric price group 10	+\$2010	Specify fabric color number.
	• Leather	+\$2246	Specify leather color number.
	<b>Edge upholstery:</b>		
	<b>Upholstery on edge</b>		
	• Fabric price group 1	No cost	Specify fabric color number.
	• Fabric price group 2	+\$ 3	Specify fabric color number.
	• Fabric price group 3	+\$ 10	Specify fabric color number.
	• Fabric price group 4	+\$ 31	Specify fabric color number.
	• Fabric price group 5	+\$ 50	Specify fabric color number.
	• Fabric price group 6	+\$ 77	Specify fabric color number.
	• Fabric price group 7	+\$ 111	Specify fabric color number.
	• Fabric price group 8	+\$ 142	Specify fabric color number.
	• Fabric price group 9	+\$ 175	Specify fabric color number.
	• Fabric price group 10	+\$ 202	Specify fabric color number.
	• Leather	+\$ 224	Specify leather color number.
	<b>One upholstery on all surfaces except edge</b>		
	• Fabric price group 1	No cost	Specify fabric color number.
	• Fabric price group 2	+\$ 29	Specify fabric color number.
	• Fabric price group 3	+\$ 108	Specify fabric color number.
	• Fabric price group 4	+\$ 265	Specify fabric color number.
	• Fabric price group 5	+\$ 453	Specify fabric color number.
	• Fabric price group 6	+\$ 691	Specify fabric color number.
	• Fabric price group 7	+\$ 984	Specify fabric color number.
	• Fabric price group 8	+\$1276	Specify fabric color number.
	• Fabric price group 9	+\$1569	Specify fabric color number.
	• Fabric price group 10	+\$1809	Specify fabric color number.
	• Leather	+\$2021	Specify leather color number.

► Options, continued on next page

*Tip: If selecting edge upholstery option, first select the fabric for the edge, then select the fabric for all other surfaces.*



## For Canadian Pricing

Multiply U.S. Price by the Canadian price factor.

► See page 1 for details.



## ► Options, continued from previous page

*Tip: If selecting front seat and back upholstery option, first select the fabric for the front of the back and seat, then select the fabric for all other surfaces.*

	Options	U.S. Price	Required to Specify
<b>Surface Materials</b>	<b>Front seat and back upholstery:</b>		
	<b>Upholstery on front seat and back</b>		
	• Fabric price group 1	No cost	Specify fabric color number.
	• Fabric price group 2	+\$ 10	Specify fabric color number.
	• Fabric price group 3	+\$ 47	Specify fabric color number.
	• Fabric price group 4	+\$ 118	Specify fabric color number.
	• Fabric price group 5	+\$ 202	Specify fabric color number.
	• Fabric price group 6	+\$ 308	Specify fabric color number.
	• Fabric price group 7	+\$ 438	Specify fabric color number.
	• Fabric price group 8	+\$ 568	Specify fabric color number.
	• Fabric price group 9	+\$ 698	Specify fabric color number.
	• Fabric price group 10	+\$ 804	Specify fabric color number.
	• Leather	+\$ 898	Specify leather color number.
	<b>Upholstery on all surfaces except front seat and back</b>		
	• Fabric price group 1	No cost	Specify fabric color number.
	• Fabric price group 2	+\$ 16	Specify fabric color number.
	• Fabric price group 3	+\$ 71	Specify fabric color number.
	• Fabric price group 4	+\$ 177	Specify fabric color number.
	• Fabric price group 5	+\$ 300	Specify fabric color number.
	• Fabric price group 6	+\$ 461	Specify fabric color number.
	• Fabric price group 7	+\$ 656	Specify fabric color number.
	• Fabric price group 8	+\$ 851	Specify fabric color number.
	• Fabric price group 9	+\$1047	Specify fabric color number.
	• Fabric price group 10	+\$1206	Specify fabric color number.
	• Leather	+\$1348	Specify leather color number.
	<b>COM/COL</b>		
	• Customer's Own Material (COM)	+\$ 36	► See <i>Surface Materials Reference Manual</i> .
	• Customer's Own Leather (COL)	+\$ 118	► See <i>Surface Materials Reference Manual</i> .
	<b>Glide</b>		
	• Polished Aluminum	+\$ 55	Specify with 8046 Polished Aluminum.
<b>Canopy</b>	• <b>Canopy</b>	+\$2722	Specify with canopy.
	<b>Paint</b>		
	• Paint price group 1	No cost	Specify paint color number.
	• Paint price group 2	+\$ 45	Specify paint color number.
	• Paint price group 3	+\$ 134	Specify paint color number.
	<b>Fabric</b>		
	• Connect 3D	No cost	Specify fabric color number.
	<b>Laminate back panel</b>		
	• High-Pressure Laminate	No cost	Specify laminate color.
	• Edge	No cost	Specify plastic color number.
	<b>Wood back panel</b>		
	• Wood veneer	+\$ 347	Specify with wood veneer and indicate wood color number.
	• Premium wood 2	+\$ 425	Specify Premium wood 2 finish number.
	• Premium wood 3	+\$ 621	Specify Premium wood 3 finish number.
	• Customiz stain on wood	No cost	Specify with Customiz stain.
			► See <i>Surface Materials Reference Manual</i> .

*Tip: To add a ledge or canopy to an existing media:scape lounge, please see the Service Parts section of the Steelcase Product Reference website.*

*Tip: Ledge and canopy back panels are not available in full-fill or flat cut veneer.*

## ► Options, continued on next page

**For Canadian Pricing**

Multiply U.S. Price by the Canadian price factor.

► See page 1 for details.

## ► Options, continued from previous page

	Options	U.S. Price	Required to Specify
<b>Ledge</b>	• <b>Ledge</b>	+\$2326	Specify <i>with ledge</i> .
	<b>Paint</b>		
	• Paint price group 1	No cost	Specify paint color number.
	• Paint price group 2	+\$ 29	Specify paint color number.
	• Paint price group 3	+\$ 84	Specify paint color number.
	<b>Laminate back panel</b>		
	• High-Pressure Laminate	No cost	Specify laminate color.
	• Edge	No cost	Specify plastic color number.
	<b>Wood back panel</b>		
	• Wood veneer	+\$ 152	Specify <i>with wood veneer</i> and indicate wood color number.
<b>Ledge with Topper</b>	• Premium wood 2	+\$ 186	Specify Premium wood 2 finish number.
	• Premium wood 3	+\$ 269	Specify Premium wood 3 finish number.
	• Customiz stain on wood	No cost	Specify <i>with Customiz stain</i> . ► See <i>Surface Materials Reference Manual</i> .
	• <b>Ledge with topper</b>	+\$2721	Specify <i>with ledge with topper</i> .
	<b>Paint</b>		
	• Paint price group 1	No cost	Specify paint color number.
	• Paint price group 2	+\$ 29	Specify paint color number.
	• Paint price group 3	+\$ 84	Specify paint color number.
	<b>Laminate back panel</b>		
	• High-Pressure Laminate	No cost	Specify laminate color.
	• Edge	No cost	Specify plastic color number.
	<b>Wood back panel</b>		
	• Wood veneer	+\$ 152	Specify <i>with wood veneer</i> and indicate wood color number.
	• Premium wood 2	+\$ 186	Specify Premium wood 2 finish number.
	• Premium wood 3	+\$ 269	Specify Premium wood 3 finish number.
	• Customiz stain on wood	No cost	Specify <i>with Customiz stain</i> . ► See <i>Surface Materials Reference Manual</i> .
	<b>Laminate topper</b>		
	• High-Pressure Laminate	No cost	Specify laminate color.
	• Edge	No cost	Specify plastic color number.
	<b>Wood topper</b>		
	• Wood veneer	+\$ 88	Specify <i>with wood veneer</i> and indicate wood color number.
	• Premium wood 2	+\$ 111	Specify Premium wood 2 finish number.
	• Premium wood 3	+\$ 166	Specify Premium wood 3 finish number.
	• Customiz stain on wood	No cost	Specify <i>with Customiz stain</i> . ► See <i>Surface Materials Reference Manual</i> .
	• Full-fill finish on wood	+\$ 23	Specify full-finish and select wood color number.

**For Canadian Pricing**

Multiply U.S. Price by the Canadian price factor.

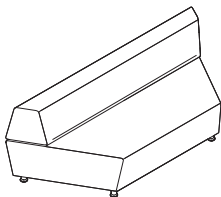
► See page 1 for details.

### Specification Information

• Style Number	• U.S. Base Price
-------------------	-------------------------

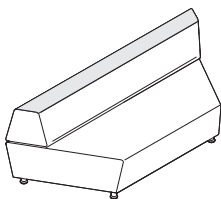
### Same Upholstery

MLSTS	\$2850
-------	--------



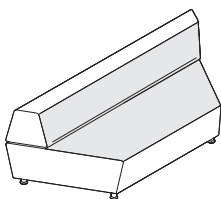
### Multiple Upholstery - Edge

MLSTE	\$2850
-------	--------



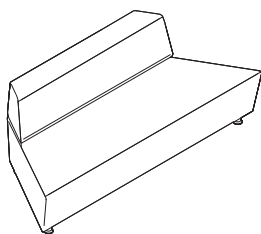
### Multiple Upholstery - Front Seat and Back

MLSTF	\$2850
-------	--------



  
**For Canadian Pricing**  
Multiply U.S. Price by the  
Canadian price factor.  
► See page 1 for details.

# Straight Inverted Lounge



► Need help?  
Product details,  
page 116

## Standard Includes

- Straight inverted lounge: fabric
- Aluminum feet: paint
- Ganging brackets

## Required to Specify

- 1 Style number
- 2 Fabric color number for upholstery
- 3 Paint color number for feet:
  - 4140 Arctic White Gloss
  - 4799 Platinum Metallic
  - 4803 Near Black Metallic
- 4 Options, if selected (see below)
  - See *Surface Materials*, page 150.

	Options	U.S. Price	Required to Specify
<b>Surface Materials</b>	<b>Soil-retardant treatment</b>		
	• Soil-retardant treatment applied to upholstery fabric	+\$ 47	Specify <i>with soil-retardant treatment</i> .
	<b>Same upholstery on all surfaces</b>		
	• Fabric price group 1	No cost	Specify fabric color number.
	• Fabric price group 2	+\$ 31	Specify fabric color number.
	• Fabric price group 3	+\$ 88	Specify fabric color number.
	• Fabric price group 4	+\$ 207	Specify fabric color number.
	• Fabric price group 5	+\$ 354	Specify fabric color number.
	• Fabric price group 6	+\$ 533	Specify fabric color number.
	• Fabric price group 7	+\$ 739	Specify fabric color number.
	• Fabric price group 8	+\$ 976	Specify fabric color number.
	• Fabric price group 9	+\$1213	Specify fabric color number.
	• Fabric price group 10	+\$1390	Specify fabric color number.
	• Leather	+\$1626	Specify leather color number.
	<b>Edge upholstery:</b>		
	<b>Upholstery on edge</b>		
	• Fabric price group 1	No cost	Specify fabric color number.
	• Fabric price group 2	+\$ 3	Specify fabric color number.
	• Fabric price group 3	+\$ 8	Specify fabric color number.
	• Fabric price group 4	+\$ 23	Specify fabric color number.
	• Fabric price group 5	+\$ 36	Specify fabric color number.
	• Fabric price group 6	+\$ 52	Specify fabric color number.
	• Fabric price group 7	+\$ 75	Specify fabric color number.
	• Fabric price group 8	+\$ 98	Specify fabric color number.
	• Fabric price group 9	+\$ 121	Specify fabric color number.
	• Fabric price group 10	+\$ 140	Specify fabric color number.
	• Leather	+\$ 164	Specify leather color number.
	<b>Upholstery on all surfaces except edge</b>		
	• Fabric price group 1	No cost	Specify fabric color number.
	• Fabric price group 2	+\$ 29	Specify fabric color number.
	• Fabric price group 3	+\$ 80	Specify fabric color number.
	• Fabric price group 4	+\$ 186	Specify fabric color number.
	• Fabric price group 5	+\$ 320	Specify fabric color number.
	• Fabric price group 6	+\$ 479	Specify fabric color number.
	• Fabric price group 7	+\$ 666	Specify fabric color number.
	• Fabric price group 8	+\$ 878	Specify fabric color number.
	• Fabric price group 9	+\$1092	Specify fabric color number.
	• Fabric price group 10	+\$1252	Specify fabric color number.
	• Leather	+\$1466	Specify leather color number.

► Options, continued on next page

*Tip: If selecting edge upholstery option, first select the fabric for the edge, then select the fabric for all other surfaces.*



## For Canadian Pricing

Multiply U.S. Price by the Canadian price factor.

► See page 1 for details.

## ► Options, continued from previous page

Tip: If selecting front seat and back upholstery option, first select the fabric for the front of the back and seat, then select the fabric for all other surfaces.

Options	U.S. Price	Required to Specify
<b>Surface Materials</b>	<b>Front seat and back upholstery: Upholstery on front seat and back</b>	
• Fabric price group 1	No cost	Specify fabric color number.
• Fabric price group 2	+\$ 10	Specify fabric color number.
• Fabric price group 3	+\$ 36	Specify fabric color number.
• Fabric price group 4	+\$ 83	Specify fabric color number.
• Fabric price group 5	+\$142	Specify fabric color number.
• Fabric price group 6	+\$213	Specify fabric color number.
• Fabric price group 7	+\$295	Specify fabric color number.
• Fabric price group 8	+\$390	Specify fabric color number.
• Fabric price group 9	+\$485	Specify fabric color number.
• Fabric price group 10	+\$556	Specify fabric color number.
• Leather	+\$650	Specify leather color number.
	<b>Upholstery on all surfaces except front seat and back</b>	
• Fabric price group 1	No cost	Specify fabric color number.
• Fabric price group 2	+\$ 16	Specify fabric color number.
• Fabric price group 3	+\$ 52	Specify fabric color number.
• Fabric price group 4	+\$123	Specify fabric color number.
• Fabric price group 5	+\$213	Specify fabric color number.
• Fabric price group 6	+\$320	Specify fabric color number.
• Fabric price group 7	+\$444	Specify fabric color number.
• Fabric price group 8	+\$585	Specify fabric color number.
• Fabric price group 9	+\$727	Specify fabric color number.
• Fabric price group 10	+\$833	Specify fabric color number.
• Leather	+\$976	Specify leather color number.
	<b>COM / COL</b>	
• Customer's Own Material (COM)	+\$ 36	► See Surface Materials Reference Manual.
• Customer's Own Leather (COL)	+\$118	► See Surface Materials Reference Manual.
	<b>Glide</b>	
• Polished Aluminum	+\$ 55	Specify with 8046 Polished Aluminum.

## Specification Information

• Style	• U.S.
• Number	• Base
•	• Price
•	
•	

## Same Upholstery

<b>MLSIS</b>	\$2733
•	•
•	•

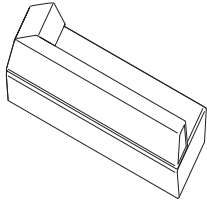
## Multiple Upholstery - Edge

<b>MLSIE</b>	\$2733
•	•
•	•

## Multiple Upholstery - Front Seat and Back

<b>MLSIF</b>	\$2733
•	•
•	•

# Corner Lounge



Standard Includes		Required to Specify
► Need help? Product details, page 116	<ul style="list-style-type: none"> <li>• Corner lounge: fabric</li> <li>• Aluminum feet: paint</li> <li>• Ganging brackets</li> </ul>	1 Style number 2 Fabric color number for upholstery 3 Paint color number for feet: 4140 Arctic White Gloss 4799 Platinum Metallic 4803 Near Black Metallic 4 Options, if selected (see below) ► See <i>Surface Materials</i> , page 150.

Options	U.S. Price	Required to Specify
<b>Surface Materials</b>		
<b>Soil-retardant treatment</b>		
• Soil-retardant treatment applied to upholstery fabric	+\$ 56	Specify <i>with soil-retardant treatment</i> .
<b>Same upholstery on all surfaces</b>		
• Fabric price group 1	No cost	Specify fabric color number.
• Fabric price group 2	+\$ 59	Specify fabric color number.
• Fabric price group 3	+\$ 207	Specify fabric color number.
• Fabric price group 4	+\$ 326	Specify fabric color number.
• Fabric price group 5	+\$ 562	Specify fabric color number.
• Fabric price group 6	+\$ 887	Specify fabric color number.
• Fabric price group 7	+\$1242	Specify fabric color number.
• Fabric price group 8	+\$1596	Specify fabric color number.
• Fabric price group 9	+\$1950	Specify fabric color number.
• Fabric price group 10	+\$2276	Specify fabric color number.
• Leather	+\$2513	Specify leather color number.
<b>Edge upholstery: Upholstery on edge</b>		
• Fabric price group 1	No cost	Specify fabric color number.
• Fabric price group 2	+\$ 5	Specify fabric color number.
• Fabric price group 3	+\$ 23	Specify fabric color number.
• Fabric price group 4	+\$ 34	Specify fabric color number.
• Fabric price group 5	+\$ 57	Specify fabric color number.
• Fabric price group 6	+\$ 88	Specify fabric color number.
• Fabric price group 7	+\$ 123	Specify fabric color number.
• Fabric price group 8	+\$ 159	Specify fabric color number.
• Fabric price group 9	+\$ 196	Specify fabric color number.
• Fabric price group 10	+\$ 228	Specify fabric color number.
• Leather	+\$ 253	Specify leather color number.
<b>Upholstery on all surfaces except edge</b>		
• Fabric price group 1	No cost	Specify fabric color number.
• Fabric price group 2	+\$ 52	Specify fabric color number.
• Fabric price group 3	+\$ 186	Specify fabric color number.
• Fabric price group 4	+\$ 293	Specify fabric color number.
• Fabric price group 5	+\$ 505	Specify fabric color number.
• Fabric price group 6	+\$ 797	Specify fabric color number.
• Fabric price group 7	+\$1117	Specify fabric color number.
• Fabric price group 8	+\$1437	Specify fabric color number.
• Fabric price group 9	+\$1756	Specify fabric color number.
• Fabric price group 10	+\$2049	Specify fabric color number.
• Leather	+\$2263	Specify leather color number.

► Options, continued on next page

*Tip: If selecting edge upholstery option, first select the fabric for the edge, then select the fabric for all other surfaces.*



**For Canadian Pricing**  
Multiply U.S. Price by the  
Canadian price factor.  
► See page 1 for details.

## ► Options, continued from previous page

	Options	U.S. Price	Required to Specify
<b>Surface Materials</b>	<b>Front seat and back upholstery:</b>		
	<b>Upholstery on front seat and back</b>		
	• Fabric price group 1	No cost	Specify fabric color number.
	• Fabric price group 2	+\$ 25	Specify fabric color number.
	• Fabric price group 3	+\$ 83	Specify fabric color number.
	• Fabric price group 4	+\$ 129	Specify fabric color number.
	• Fabric price group 5	+\$ 224	Specify fabric color number.
	• Fabric price group 6	+\$ 354	Specify fabric color number.
	• Fabric price group 7	+\$ 497	Specify fabric color number.
	• Fabric price group 8	+\$ 640	Specify fabric color number.
	• Fabric price group 9	+\$ 781	Specify fabric color number.
	• Fabric price group 10	+\$ 911	Specify fabric color number.
	• Leather	+\$1006	Specify leather color number.
	<b>Upholstery on all surfaces except front seat and back</b>		
	• Fabric price group 1	No cost	Specify fabric color number.
	• Fabric price group 2	+\$ 36	Specify fabric color number.
	• Fabric price group 3	+\$ 123	Specify fabric color number.
	• Fabric price group 4	+\$ 196	Specify fabric color number.
	• Fabric price group 5	+\$ 336	Specify fabric color number.
	• Fabric price group 6	+\$ 533	Specify fabric color number.
	• Fabric price group 7	+\$ 746	Specify fabric color number.
	• Fabric price group 8	+\$ 957	Specify fabric color number.
	• Fabric price group 9	+\$1171	Specify fabric color number.
	• Fabric price group 10	+\$1366	Specify fabric color number.
	• Leather	+\$1508	Specify leather color number.
<b>Canopy</b>	<b>COM / COL</b>		
	• Customer's Own Material (COM)	+\$ 36	► See Surface Materials Reference Manual.
	• Customer's Own Leather (COL)	+\$ 118	► See Surface Materials Reference Manual.
	<b>Glide</b>		
	• Polished Aluminum	+\$ 55	Specify with 8046 Polished Aluminum.
	<b>Canopy</b>	+\$2722	Specify with canopy.
	<b>Paint</b>		
	• Paint price group 1	No cost	Specify paint color number.
	• Paint price group 2	+\$ 45	Specify paint color number.
	• Paint price group 3	+\$ 134	Specify paint color number.
	<b>Fabric</b>		
	• Connect 3D	No cost	Specify fabric color number.
	<b>Laminate back panel</b>		
	• High-Pressure Laminate	No cost	Specify laminate color.
	• Edge	No cost	Specify plastic color number.
	<b>Wood back panel</b>		
	• Wood veneer	+\$ 347	Specify with wood veneer and indicate wood color number.
	• Premium wood 2	+\$ 425	Specify Premium wood 2 finish number.
	• Premium wood 3	+\$ 621	Specify Premium wood 3 finish number.
	• Customiz stain on wood	No cost	Specify with Customiz stain. ► See Surface Materials Reference Manual.

## ► Options, continued on next page

Tip: If selecting front seat and back upholstery option, first select the fabric for the front of the back and seat, then select the fabric for all other surfaces.

Tip: To add a ledge or canopy to an existing media:scape lounge, please see the Service Parts section of the Steelcase Product Reference website.

Tip: Ledge and canopy back panels are not available in full-fill or flat cut veneer.

**For Canadian Pricing**

Multiply U.S. Price by the Canadian price factor.

► See page 1 for details.

► Options, continued from previous page

	Options	U.S. Price	Required to Specify
<b>Ledge</b>	• <b>Ledge</b>	+\$2326	Specify <i>with ledge</i> .
	<b>Paint</b>		
	• Paint price group 1	No cost	Specify paint color number.
	• Paint price group 2	+\$ 29	Specify paint color number.
	• Paint price group 3	+\$ 84	Specify paint color number.
	<b>Laminate back panel</b>		
	• High-Pressure Laminate	No cost	Specify laminate color.
	• Edge	No cost	Specify plastic color number.
	<b>Wood back panel</b>		
	• Wood veneer	+\$ 152	Specify <i>with wood veneer</i> and indicate wood color number.
<b>Ledge with Topper</b>	• Premium wood 2	+\$ 186	Specify Premium wood 2 finish number.
	• Premium wood 3	+\$ 269	Specify Premium wood 3 finish number.
	• Customiz stain on wood	No cost	Specify <i>with Customiz stain</i> . ► See <i>Surface Materials Reference Manual</i> .
	• <b>Ledge with topper</b>	+\$2721	Specify <i>with ledge with topper</i> .
	<b>Paint</b>		
	• Paint price group 1	No cost	Specify paint color number.
	• Paint price group 2	+\$ 29	Specify paint color number.
	• Paint price group 3	+\$ 84	Specify paint color number.
	<b>Laminate back panel</b>		
	• High-Pressure Laminate	No cost	Specify laminate color.
	• Edge	No cost	Specify plastic color number.
	<b>Wood back panel</b>		
	• Wood veneer	+\$ 152	Specify <i>with wood veneer</i> and indicate wood color number.
	• Premium wood 2	+\$ 186	Specify Premium wood 2 finish number.
	• Premium wood 3	+\$ 269	Specify Premium wood 3 finish number.
	• Customiz stain on wood	No cost	Specify <i>with Customiz stain</i> . ► See <i>Surface Materials Reference Manual</i> .
	<b>Laminate topper</b>		
	• High-Pressure Laminate	No cost	Specify laminate color.
	• Edge	No cost	Specify plastic color number.
	<b>Wood topper</b>		
	• Wood veneer	+\$ 88	Specify <i>with wood veneer</i> and indicate wood color number.
	• Premium wood 2	+\$ 111	Specify Premium wood 2 finish number.
	• Premium wood 3	+\$ 166	Specify Premium wood 3 finish number.
	• Customiz stain on wood	No cost	Specify <i>with Customiz stain</i> . ► See <i>Surface Materials Reference Manual</i> .
	• Full-fill finish on wood	+\$ 23	Specify full-finish and select wood color number.



**For Canadian Pricing**

Multiply U.S. Price by the Canadian price factor.

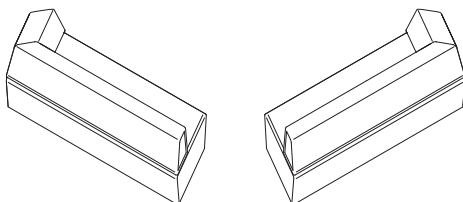
► See page 1 for details.



### Specification Information

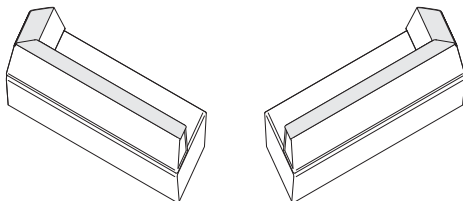
• Style Number	• U.S. Base Price	• Style Number	• U.S. Base Price
-------------------	-------------------------	-------------------	-------------------------

### Same Upholstery



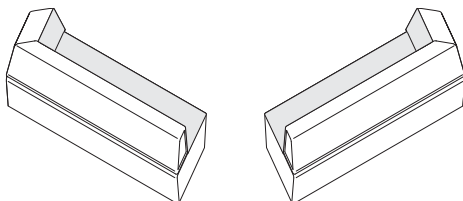
Left Corner		Right Corner	
<b>MLLCS</b>	\$3489	<b>MLRCS</b>	\$3489

### Multiple Upholstery – Edge



Left Corner		Right Corner	
<b>MLLCE</b>	\$3489	<b>MLRCE</b>	\$3489

### Multiple Upholstery – Front Seat and Back

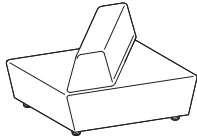


Left Corner		Right Corner	
<b>MLLCF</b>	\$3489	<b>MLRCF</b>	\$3489



**For Canadian Pricing**  
Multiply U.S. Price by the  
Canadian price factor.  
► See page 1 for details.

# Reverse Lounge



► Need help?  
Product details,  
page 116

## Standard Includes

- Reverse media:scape lounge: fabric
- Aluminum feet: paint
- Ganging brackets

## Required to Specify

- 1 Style number
- 2 Fabric color number for upholstery
- 3 Paint color number for feet:
  - 4140 Arctic White Gloss
  - 4799 Platinum Metallic
  - 4803 Near Black Metallic
- 4 Options, if selected (see below)
  - See *Surface Materials*, page 150.

	Options	U.S. Price	Required to Specify
<b>Surface Materials</b>	<b>Soil-retardant treatment</b>		
	• Soil-retardant treatment applied to upholstery fabric	+\$ 34	Specify with soil-retardant treatment.
	<b>Same upholstery on all surfaces</b>		
	• Fabric price group 1	No cost	Specify fabric color number.
	• Fabric price group 2	+\$ 31	Specify fabric color number.
	• Fabric price group 3	+\$ 88	Specify fabric color number.
	• Fabric price group 4	+\$ 177	Specify fabric color number.
	• Fabric price group 5	+\$ 295	Specify fabric color number.
	• Fabric price group 6	+\$ 444	Specify fabric color number.
	• Fabric price group 7	+\$ 591	Specify fabric color number.
	• Fabric price group 8	+\$ 768	Specify fabric color number.
	• Fabric price group 9	+\$ 946	Specify fabric color number.
	• Fabric price group 10	+\$1094	Specify fabric color number.
	• Leather	+\$1330	Specify leather color number.
	<b>Edge upholstery:</b>		
	<b>Upholstery on edge</b>		
	• Fabric price group 1	No cost	Specify fabric color number.
	• Fabric price group 2	+\$ 3	Specify fabric color number.
	• Fabric price group 3	+\$ 8	Specify fabric color number.
	• Fabric price group 4	+\$ 16	Specify fabric color number.
	• Fabric price group 5	+\$ 31	Specify fabric color number.
	• Fabric price group 6	+\$ 45	Specify fabric color number.
	• Fabric price group 7	+\$ 59	Specify fabric color number.
	• Fabric price group 8	+\$ 77	Specify fabric color number.
	• Fabric price group 9	+\$ 94	Specify fabric color number.
	• Fabric price group 10	+\$ 111	Specify fabric color number.
	• Leather	+\$ 134	Specify leather color number.
	<b>Upholstery on all surfaces except edge</b>		
	• Fabric price group 1	No cost	Specify fabric color number.
	• Fabric price group 2	+\$ 29	Specify fabric color number.
	• Fabric price group 3	+\$ 80	Specify fabric color number.
	• Fabric price group 4	+\$ 159	Specify fabric color number.
	• Fabric price group 5	+\$ 265	Specify fabric color number.
	• Fabric price group 6	+\$ 401	Specify fabric color number.
	• Fabric price group 7	+\$ 533	Specify fabric color number.
	• Fabric price group 8	+\$ 691	Specify fabric color number.
	• Fabric price group 9	+\$ 851	Specify fabric color number.
	• Fabric price group 10	+\$ 984	Specify fabric color number.
	• Leather	+\$1199	Specify leather color number.

► Options, continued on next page

*Tip: If selecting edge upholstery option, first select the fabric for the edge, then select the fabric for all other surfaces.*



## For Canadian Pricing

Multiply U.S. Price by the Canadian price factor.

► See page 1 for details.

## ► Options, continued from previous page

	Options	U.S. Price	Required to Specify
<b>Surface Materials</b>	<b>Front seat and back upholstery:</b>		
	<b>Upholstery on front seat and back</b>		
	• Fabric price group 1	No cost	Specify fabric color number.
	• Fabric price group 2	+\$ 10	Specify fabric color number.
	• Fabric price group 3	+\$ 36	Specify fabric color number.
	• Fabric price group 4	+\$ 71	Specify fabric color number.
	• Fabric price group 5	+\$118	Specify fabric color number.
	• Fabric price group 6	+\$177	Specify fabric color number.
	• Fabric price group 7	+\$237	Specify fabric color number.
	• Fabric price group 8	+\$308	Specify fabric color number.
	• Fabric price group 9	+\$379	Specify fabric color number.
	• Fabric price group 10	+\$438	Specify fabric color number.
	• Leather	+\$533	Specify leather color number.
	<b>Upholstery on all surfaces except front seat and back</b>		
	• Fabric price group 1	No cost	Specify fabric color number.
	• Fabric price group 2	+\$ 16	Specify fabric color number.
	• Fabric price group 3	+\$ 52	Specify fabric color number.
	• Fabric price group 4	+\$108	Specify fabric color number.
	• Fabric price group 5	+\$177	Specify fabric color number.
	• Fabric price group 6	+\$265	Specify fabric color number.
	• Fabric price group 7	+\$354	Specify fabric color number.
	• Fabric price group 8	+\$461	Specify fabric color number.
	• Fabric price group 9	+\$568	Specify fabric color number.
	• Fabric price group 10	+\$656	Specify fabric color number.
	• Leather	+\$797	Specify leather color number.
	<b>COM/COL</b>		
	• Customer's Own Material (COM)	+\$ 36	► See Surface Materials Reference Manual.
	• Customer's Own Leather (COL)	+\$118	► See Surface Materials Reference Manual.
	<b>Glide</b>		
	• Polished Aluminum	+\$ 55	Specify with 8046 Polished Aluminum.

## ► Specification Information, on next page

*Tip: If selecting front seat and back upholstery option, first select the fabric for the front of the back and seat, then select the fabric for all other surfaces.*

**For Canadian Pricing**

Multiply U.S. Price by the Canadian price factor.

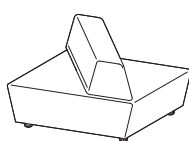
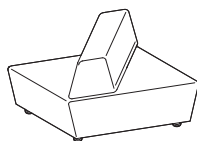
► See page 1 for details.

## ► Options, on previous page

## Specification Information

• Style Number	• U.S. Base Price	• Style Number	• U.S. Base Price
-------------------	-------------------------	-------------------	-------------------------

## Same Upholstery



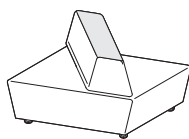
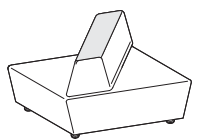
Reverse Left

Reverse Right

MLRLS \$1338

MLRRS \$1338

## Multiple Upholstery – Edge



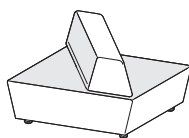
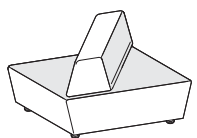
Reverse Left

Reverse Right

MLRLE \$1338

MLRRE \$1338

## Multiple Upholstery – Front Seat and Back



Reverse Left

Reverse Right

MLRLF \$1338

MLRRF \$1338

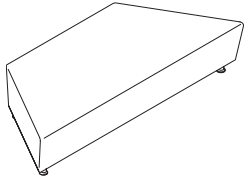
**For Canadian Pricing**

Multiply U.S. Price by the Canadian price factor.

► See page 1 for details.



# Backless Lounge



► Need help?  
Product details,  
page 116

## Standard Includes

- Backless lounge: fabric
- Aluminum feet: paint
- Ganging brackets

## Required to Specify

- 1 Style number
- 2 Fabric color number for upholstery
- 3 Paint color number for feet:
  - 4140 Arctic White Gloss
  - 4799 Platinum Metallic
  - 4803 Near Black Metallic
- 4 Options, if selected (see below)
  - See *Surface Materials*, page 150.

	Options	U.S. Price	Required to Specify
<b>Surface Materials</b>	<b>Soil-retardant treatment</b>		
	• Soil-retardant treatment applied to upholstery fabric	+\$ 34	Specify with soil-retardant treatment.
	<b>Same upholstery on all surfaces</b>		
	• Fabric price group 1	No cost	Specify fabric color number.
	• Fabric price group 2	+\$ 31	Specify fabric color number.
	• Fabric price group 3	+\$ 88	Specify fabric color number.
	• Fabric price group 4	+\$ 207	Specify fabric color number.
	• Fabric price group 5	+\$ 354	Specify fabric color number.
	• Fabric price group 6	+\$ 533	Specify fabric color number.
	• Fabric price group 7	+\$ 739	Specify fabric color number.
	• Fabric price group 8	+\$ 976	Specify fabric color number.
	• Fabric price group 9	+\$1213	Specify fabric color number.
	• Fabric price group 10	+\$1390	Specify fabric color number.
	• Leather	+\$1626	Specify leather color number.
	<b>Front upholstery:</b>		
	<b>Upholstery on seat surface</b>		
	• Fabric price group 1	No cost	Specify fabric color number.
	• Fabric price group 2	+\$ 10	Specify fabric color number.
	• Fabric price group 3	+\$ 36	Specify fabric color number.
	• Fabric price group 4	+\$ 83	Specify fabric color number.
	• Fabric price group 5	+\$ 142	Specify fabric color number.
	• Fabric price group 6	+\$ 213	Specify fabric color number.
	• Fabric price group 7	+\$ 295	Specify fabric color number.
	• Fabric price group 8	+\$ 390	Specify fabric color number.
	• Fabric price group 9	+\$ 485	Specify fabric color number.
	• Fabric price group 10	+\$ 556	Specify fabric color number.
	• Leather	+\$ 650	Specify leather color number.
	<b>Upholstery on all surfaces except seat surface</b>		
	• Fabric price group 1	No cost	Specify fabric color number.
	• Fabric price group 2	+\$ 16	Specify fabric color number.
	• Fabric price group 3	+\$ 52	Specify fabric color number.
	• Fabric price group 4	+\$ 123	Specify fabric color number.
	• Fabric price group 5	+\$ 213	Specify fabric color number.
	• Fabric price group 6	+\$ 320	Specify fabric color number.
	• Fabric price group 7	+\$ 444	Specify fabric color number.
	• Fabric price group 8	+\$ 585	Specify fabric color number.
	• Fabric price group 9	+\$ 727	Specify fabric color number.
	• Fabric price group 10	+\$ 833	Specify fabric color number.
	• Leather	+\$ 976	Specify leather color number.
	<b>COM / COL</b>		
	• Customer's Own Material (COM)	+\$ 36	► See <i>Surface Materials Reference Manual</i> .
	• Customer's Own Leather (COL)	+\$ 118	► See <i>Surface Materials Reference Manual</i> .
	<b>Glide</b>		
	• Polished Aluminum	+\$ 55	Specify with 8046 Polished Aluminum.

*Tip: If selecting front upholstery option, first select the fabric for the surface, then select the fabric for all other surfaces.*



**For Canadian Pricing**  
Multiply U.S. Price by the  
Canadian price factor.  
► See page 1 for details.

### Specification Information

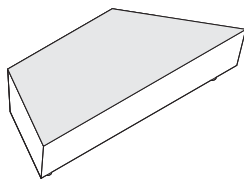
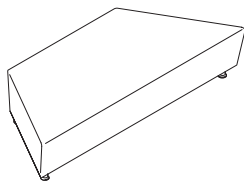
• <b>Style</b>	• <b>U.S.</b>
• <b>Number</b>	• <b>Base</b>
•	• <b>Price</b>
•	
•	

### Same Upholstery

<b>MLBBS</b>	\$1803
•	•

### Multiple Upholstery - Front Seat

<b>MLBBF</b>	\$1803
•	•



#### For Canadian Pricing

Multiply U.S. Price by the Canadian price factor.

► See page 1 for details.





---

# Understanding and Specifying RoomWizard II

## Product Details

RoomWizard II Room Scheduling System	142
--------------------------------------	-----

## Specifying

RoomWizard II Room Scheduling System	145
RoomWizard II Accessories	146

# RoomWizard II Room Scheduling System

**RoomWizard II** is a web-based room scheduling system with touchscreen display.

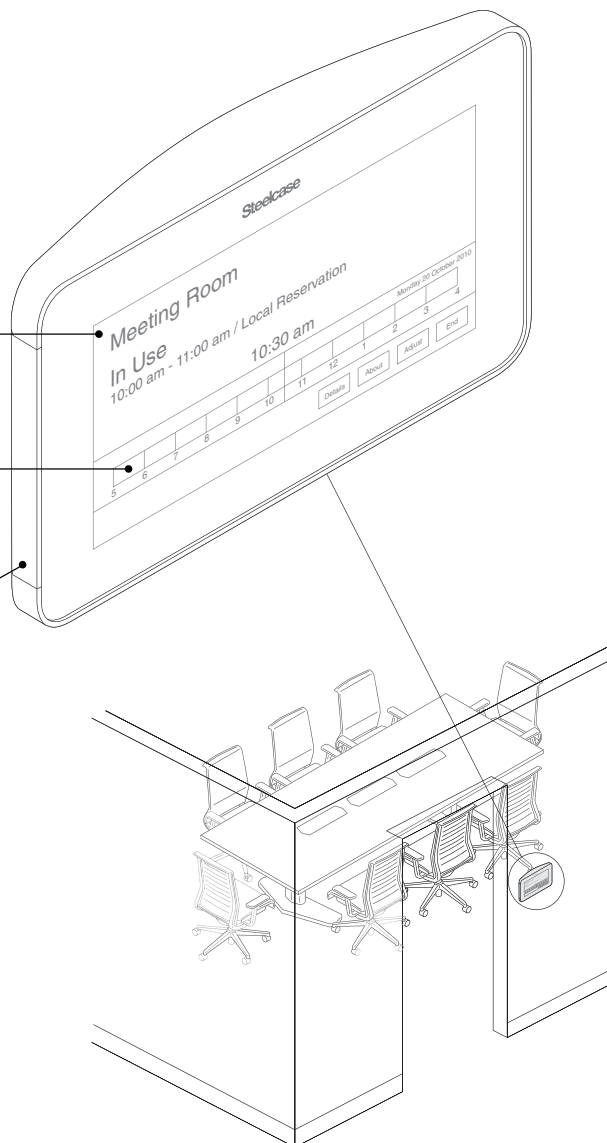
**Reserve** a room from any networked computer, smart phone, or RoomWizard II device.

**RoomWizard II** can stand alone or synchronize with systems like Microsoft Exchange, Lotus Domino servers, Google Apps, and several other third party software systems.

**Display** of the room's schedule, hostname, meeting purpose, meeting times, room details, and timeline are shown.

**Touchscreen** allows user to claim a room for an impromptu meeting, adjust meeting time, or end a meeting early.

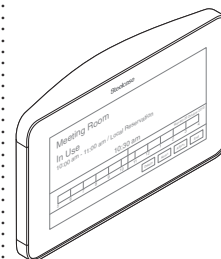
**Status lights** are bright red and green which signal a room's availability from a distance.



## Actual Dimensions

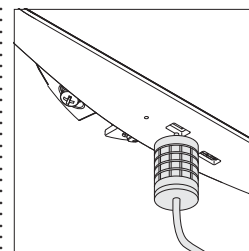
Universal Mount		
Width	8 1/8"	7 1/2"
Height	5 1/8"	2"
Depth	2 1/4"	1"
Installation depth with mounting bracket	2 1/4"	
Diagonal screen size	7"	
Weight	1 1/4 lb	

## Product Details



**RoomWizard II** comes with everything needed to operate in classic mode, as a stand-alone system with standard firmware which is included. To operate in synchronized mode, the synchronization drivers must be purchased separately.  
*Tip: Firmware may be automatically updated via the internet or micro USB drive.*

**RoomWizard II** screen can be wiped clean by using a microfiber cloth.

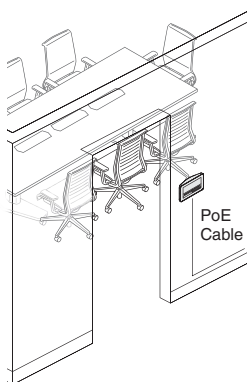


**Built-in security holes** allow RoomWizard II to be secured using a Kensington lock.

**Analytics console** records room occupancy and reservation patterns, then generates reports to provide insight into space utilization.

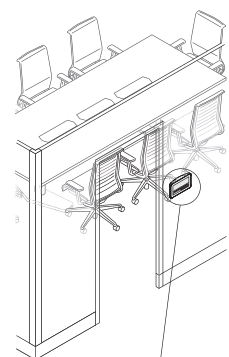
**Administrative console** manages, configures, and monitors all RoomWizards from a single interface. Both consoles are available for free download on the RoomWizard II support page at [www.steelcase.com](http://www.steelcase.com).

## Wiring & Cabling

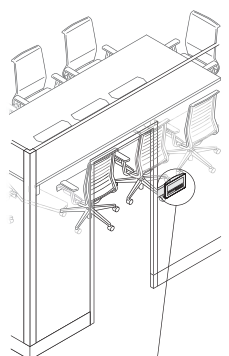


**RoomWizard II** connects to a network and is powered using Power over Ethernet (PoE). PoE cables run from the PoE switch typically located in the data closet. Industry standards set cable lengths at 100m. Contact your IT department to determine the PoE switch locations.

## Mounting Options



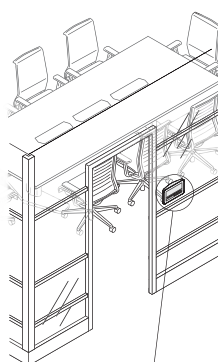
**The standard mount** comes with each RoomWizard II and allows it to mount directly to hard surfaces.



**The universal mount with furniture hardware kit** is an option and is used to mount to FrameOne, Post and Beam, and other furniture products.

**Mounting RoomWizard II to media:scape** does not require a universal mount, so ordering the furniture mount hardware kit separately is recommended for that application.

► See page 147

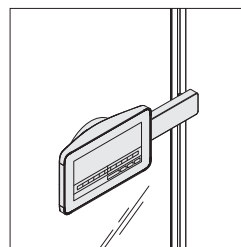


**The direct-to-glass mount** is an option and includes a vanity plate to visually conceal the hardware. It allows the RoomWizard II to adhere to glass surfaces.

**Recommended mounting height** is 48" from floor to top of unit.

**The junction box plate mounts** come in packs of five and are used to mount RoomWizard II to junction box plates.

**The universal mount** is an option and is used to mount to architectural mullions. It can also work for glass wall applications.



**The V.I.A. mounting bracket** is an option that allows RoomWizard to be mounted directly onto Steelcase V.I.A. captured glass frames. This option will require the PoE cable to be run from the floor to the RoomWizard.

**For the PoE cable to be run from the RoomWizard to the floor**, it can be routed through the post in the V.I.A. wall. Cable diameters up to standard Cat 6 are supported. The maximum diameter for an ethernet cable is 1/4" thick.

**When mounting the RoomWizard to V.I.A.** provide enough clearance for V.I.A. sliding doors. When positioned on double glazed assemblies, the RoomWizard should be mounted to Side A of the glass frame. RoomWizard can be mounted to solid V.I.A. skins using the standard mount.

**For single glazed V.I.A. wall installations**, the V.I.A. mount can only be used if the glass is flush with the corridor side of the wall. Otherwise, the standard RoomWizard glass mount is recommended.

► Refer to the *V.I.A. Specification Guide* for further application details.

## Specifications

### Specifications

- Touchscreen: capacitive touchscreen
- Size: 7" diagonal
- Aspect ratio: 16:9
- Resolution: 800 x 430 WVGA
- Color depth: 16M colors
- Memory: 4Gb

### Ethernet

- 10BaseT/100BaseTX, DHCP, IEEE 802.3U & 802.3af compliant

### Power Requirements

- Power over Ethernet: 802.3af & 802.3at compliant

### Environmental

- Temperature: +5° to +40°C
- Humidity: 5% to 90% RH, Non condensing

### Weight

- 1 1/4 lb

### Certifications

- FCC Class A, UL, CE, EMC / EMI, RoHS

### Resources

#### Downloadable

**materials** available at  
[village.steelcase.com/  
products](http://village.steelcase.com/products)

- RW Installation and Operation Guide
- System Manager Guide
- Instructions for Lotus Domino Connector Installation
- Instructions for Microsoft Exchange Connector Installation
- User Guide for Classic Mode
- User Guide for Synchronized Mode

#### Downloadable materials

available at  
[www.steelcase.com](http://www.steelcase.com)

RoomWizard II Support:

- Analytics Console
- Administrative Console

#### The Google Apps

**connector** connects a customer's RoomWizard to Google calendars.

Conference rooms outfitted with RoomWizard can be reserved through Google calendar or the RoomWizard itself. For a flat annual cost, customers can connect unlimited RoomWizards to the service. Customers can order the software at [www.rwcloudconnector.com](http://www.rwcloudconnector.com) or through a dealer.

#### Available for immediate download

at [store.steelcase.com](http://store.steelcase.com):

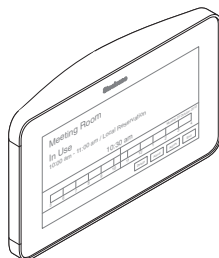
- Microsoft Exchange Online and On-Premise Connector Package
- Lotus Domino Synchronization Package

#### Microsoft Exchange Online and On-Premise Connector Package

enables customers to connect their RoomWizards to Microsoft Exchange. It is designed for organizations concerned about the capacity of their Exchange system. This version of the connector operates with a push architecture which limits the stress the RoomWizard device places on the Exchange system.

# RoomWizard II Room Scheduling System

RoomWizard II Room  
Scheduling System



*Tip: Plan for cable routing prior to installation.*

*Tip: Both universal mounting bracket and direct-to-glass mounting bracket work for glass wall applications.*

► See understanding section for more information.

*Tip: When using RoomWizard in conjunction with V.I.A. captured glass frames, use the V.I.A. mounting bracket.*

*Note: Remember to provide enough clearance for V.I.A. sliding doors.*

Standard Includes	Required to Specify
<ul style="list-style-type: none"> <li>► Need help? Product details, page 142</li> <li>• RoomWizard II appliance</li> <li>• RoomWizard II operating system</li> <li>• Standard mount</li> <li>• Installation and operation guide</li> <li>• Standard 3 year warranty</li> </ul>	<ul style="list-style-type: none"> <li>1 Style number</li> <li>2 Options, if selected (see below)</li> </ul>

Options	U.S. Price	Required to Specify
<b>Extended Warranty</b>	• Extends warranty to 5 years +\$938	Specify with extended warranty.
<b>Mounting Options</b>	<ul style="list-style-type: none"> <li>• Universal mounting bracket +\$169</li> <li>• Direct-to-glass mounting bracket +\$169</li> <li>• V.I.A. mounting bracket +\$169</li> <li>• Universal mounting bracket with furniture hardware kit +\$308</li> </ul>	<ul style="list-style-type: none"> <li>Specify with universal mounting bracket.</li> <li>Specify with direct-to-glass mounting bracket.</li> <li>Specify with V.I.A. mount.</li> <li>Specify with universal mounting bracket with furniture hardware kit.</li> </ul>

## Specification Information

Style Number	U.S. Base Price
RW20	\$2375



### For Canadian Pricing

Multiply U.S. Price by the Canadian price factor.

► See page 1 for details.

# RoomWizard II Accessories

## Lotus Domino Synchronization Package

*Tip: An email with a download link and license key will be sent after purchase.*

Standard Includes	Required to Specify
<ul style="list-style-type: none"><li>▶ Need help? Product details, page 142</li><li>• RoomWizard II driver software for synchronizing with Lotus Domino</li><li>• Technical support by means of a WebEx session to assist client IT personnel in installation of the synchronization driver</li></ul>	Style number

### Specification Information

• Style Number	• U.S. Price
DTPRWS01	\$1876

## Microsoft Exchange Online and On-Premise Connector

*Tip: Order this synchronization package when connecting RoomWizard II to Microsoft Exchange Online and On-Premise services.*

*Tip: An email with a download link and license key will be sent after purchase.*

Standard Includes	Required to Specify
<ul style="list-style-type: none"><li>▶ Need help? Product details, page 142</li><li>• RoomWizard II driver software connector and license for synchronizing with Microsoft Exchange Online and On-Premise services.</li><li>• Technical support by means of a WebEx session to assist client IT personnel in installation of the synchronization</li></ul>	Style number

### Specification Information

• Style Number	• U.S. Price
DTPRWS03	\$1876

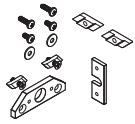


### For Canadian Pricing

Multiply U.S. Price by the Canadian price factor.

▶ See page 1 for details.

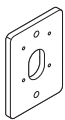
## Furniture Mount Hardware Kit



Tip: Order this kit when mounting RoomWizard II to media:scape.

Standard Includes		Required to Specify
▶ Need help? Product details, page 142	• Furniture mount hardware kit	Style number
Specification Information		
• Style Number	• U.S. Price	
<b>RW20FMK</b>	\$139	

## RoomWizard II Junction Box-Plate Mounts



Standard Includes		Required to Specify
▶ Need help? Product details, page 142	• Five RoomWizard II junction box faceplates	Style number
Specification Information		
• Style Number	• U.S. Price	
RWJPM	\$80	



**For Canadian Pricing**  
Multiply U.S. Price by the  
Canadian price factor.  
▶ See page 1 for details.





---

# Surface Materials

<b>Surface Materials</b>	<b>150</b>
<b>Seating Upholstery Matrix</b>	<b>156</b>
<b>Paint Color Availability Matrix</b>	<b>157</b>
<b>Laminate Matrix</b>	<b>158</b>
<b>Recommended Surface Edge Finishes</b>	<b>159</b>
<b>Grain Directions</b>	<b>160</b>

# Surface Materials

**This listing** includes all the surface material choices that are available for the products in this specification guide.

## Resources

For more information about surface materials, refer to the following resources:

**Additional surface materials specification tools** are available to assist you in the specification process—the Surface Materials Binders.

**The global surface materials palette** is a core collection of finishes that is available across multiple geographies (Americas/EMEA – Europe, Middle East, and Africa/APAC – Asia Pacific) and on global product lines, where applicable. For a list of finishes included in the offering, see the *Surface Materials Reference Manual*. Additional details, like product approvals by geography and finish number conversions, can also be found in the *Surface Materials Reference Manual* or see [steelcase.com/surface-materials](http://steelcase.com/surface-materials) under the Select Surfaces section.

**Surface Materials Binders** include:

- Surface Materials Reference Manual
- A complete set of swatch cards for hard surfaces, vertical surface fabrics, and seating upholstery

## Paint

### Steelcase Surfaces

*Tip: All products may not be available in all colors listed below.*

► See page 157 for an overview of the paint colors available on each component.

Applies to:

- media:scape aluminum infills
- media:scape kiosk totem infill
- ScapeSeries tables
- media:scape lounge ledges and canopies

Ⓔ = Established

## Price Group 1

### Smooth Paint

4242 Milk

### Textured Paint

7207 Black  
7225 Sand  
7236 Fog Ⓔ  
7237 Slate Ⓔ  
7238 Fieldstone  
7239 Midnight  
7241 Arctic White  
7243 Seagull  
7278 Dark Bronze  
7360 Merle

## Price Group 2

### Smooth Metallic Paint

4728 Nickel Metallic  
4743 Mineral Metallic  
4744 Pearl Metallic  
4750 Champagne Metallic  
4752 Steel Metallic Ⓔ  
4788 Gold Dust Metallic Ⓔ  
4798 Sterling Metallic  
4799 Platinum Metallic  
4803 Near Black Metallic

### Textured Metallic Paint

7245 Carbon Metallic  
7246 Midnight Metallic

Applies to:

- media:scape table legs, base, column and totem frame
  - ScapeSeries tables
- 4799 Platinum Metallic  
4803 Near Black Metallic

## Select Surfaces

### Price Group 3

#### Accent paint

Accent paints allow you to choose from a pre-matched color palette of trend driven colors that are available without the PerfectMatch registration fee.

► Refer to the *Surface Materials Reference Manual* for more information about this program.

## Custom Surfaces

### Price Group 3

#### PerfectMatch

PerfectMatch is a service that allows you to create your own paint color. Refer to the *Surface Materials Reference Manual* for more information about this program.

## Metal/Accessory Paints

### Steelcase Surfaces

Applies to:

- media:scape table legs, base, column, and totem frame
- 4140 Arctic White Gloss

Applies to:

- media:scape table foot ring
  - ScapeSeries table foot ring
- 803S Stainless Steel

## Laminate

Applies to:

- media:scape tables
- ScapeSeries tables
- media:scape lounge ledges and canopies

## Steelcase Surfaces

### High-Pressure

#### Laminate

##### Fiber Laminate

2850 Vanadium Fiber  
2851 Rhyme Fiber Ⓔ  
2852 Tungsten Fiber  
2854 Vellum Fiber  
2859 Novell Fiber  
2860 Granite Fiber  
2861 Coconut Fiber  
2862 Stucco Fiber

##### Micro Laminate

2920 Marl Micro  
2921 Gypsum Micro  
2922 Clay Micro  
2923 Shadow Micro Ⓔ

##### Patina Laminate

2870 Blonde Bronze Patina  
2871 Blackened Bronze Patina  
2873 Instant Iron Patina

##### Solid Laminate

2722 Cream Ⓔ  
2730 Arctic White  
2746 Black  
2759 Warm White Ⓔ  
2811 Mist Ⓔ  
2883 Seagull  
2884 Milk  
2885 Dune  
2HMG Merle

## Speckle Laminate

2820 Coffee Speckle  
2822 Woodrose Speckle Ⓔ  
2823 Driftwood Speckle  
2824 Smoke Speckle  
2825 Vanadium Speckle  
*Tip: Some wood veneer finishes and woodgrain laminates share the same name. Because of the difference in materials, veneers and laminates of the same name are not an exact match but do coordinate with each other.*

## Woodgrain

2406 Clear Cherry  
2409 Clear Maple  
2410 Graphite Walnut  
2412 Natural Cherry  
2422 Medium Cherry  
2511 Winter on Maple  
2538 Clear Walnut  
2539 Warm Oak Ⓔ  
2592 Blonde on Maple  
2714 Natural Walnut  
2772 Medium Mahogany on Walnut Ⓔ  
2HAK Clear Oak  
2HAN Ash Noce  
2HAT Acacia  
2HAW Ash Wenge  
2HBN Bisque Noce  
2HBW Bisque Wenge  
2HCN Clay Noce  
2HCW Clay Wenge  
2HSN Storm Noce  
2HSW Storm Wenge

## Turnstone Laminate Collection

A selection of laminates and edge bands in this collection are available on Steelcase brand products. This collection is available with standard leadtimes and supported like standard laminates to help make ordering easy. Please see the turnstone section of [village.steelcase.com](http://village.steelcase.com) for swatching information.

2535 Virginia Walnut  
2536 Blackwood  
2612 Marbled Maple  
2614 Chocolate Walnut  
2615 Marbled Cherry

## Select Surfaces

### High-Pressure Laminate

#### Textured Woodgrain Laminate

2TH2 Fawn Cypress  
2TH3 Weathered Char  
2TH4 Saddle Oak  
2TH5 Veranda Teak  
2TH6 Persian Cherry  
2TH7 Walnut Heights

## Custom Surfaces

### Open Line

#### Laminate (OLL)

This service allows you to order non-standard laminate at an additional processing fee of \$69 U.S. per work surface or top, plus the cost of the laminate.

**When processing orders for Open Line laminate** on c:scape and media:scape, specify 2900 in the laminate finish field and enter the OLL manufacturer information. Enter the required edge finish as you would a standard laminate.

*Tip: Open Line laminate (OLL) is not available on media:scape lounge ledges and canopies.*

## Laminate Approval and Material Requirements

To confirm whether a particular laminate has already been tested for use on a specific Steelcase product or to determine material square foot requirements:

- Visit [www.steelcase.com](http://www.steelcase.com)

**For additional information,** refer to the *Surface Materials Reference Manual*.

## Wood

Applies to:

- media:scape tables
- ScapeSeries tables
- media:scape lounge ledges and canopies

Steelcase carefully selects veneer and solid wood for consistent color and grain structure. Wood is a natural material and variations will occur in color, grain and texture. These variations are part of the inherent natural beauty of wood and are not considered defects.

All wood products will darken with age and exposure to ultraviolet light. This is especially apparent with cherry and maple veneer. We recommend that desk accessories be rearranged periodically to ensure even aging of wood surfaces.

When storing your wood furniture, please follow the following guidelines:

- Do not store products in trailers
- Store products in areas that simulate office temperatures (60°F to 90°F)
- Store products in areas that maintain constant, office-like humidity levels
- Keep product away from light. Cover products to make sure they are not exposed to light.

## Steelcase Surfaces

### Veneer

Veneers are matched for proper balance and consistency. Veneers are available flat cut or quarter cut, except for Oak, which is rift cut. Refer to the *Surface Materials Reference Manual* for descriptions of each cut.

**Open-pore finish** is a medium gloss finish that leaves the wood grain texture visible to the eye and distinguishable to the touch.

### Flat-cut open-pore finish choices

- 3062 FC/OP Graphite Walnut
- 3402 FC/OP Clear Cherry (Aged)
- 3412 FC/OP Natural Cherry **E**
- 3422 FC/OP Medium Cherry
- 3522 FC/OP Clear Maple\*
- 3572 FC/OP Amber on Maple **E**
- 3592 FC/OP Blonde on Maple
- 3702 FC/OP Clear Walnut
- 3712 FC/OP Natural Walnut
- 3722 FC/OP Dark Mahogany on Walnut
- 3752 FC/OP Medium Walnut
- 3762 FC/OP Dark Walnut
- 3772 FC/OP Medium Mahogany on Walnut

### Quarter-cut open-pore finish choices

- 3042 QC/OP Ash\*
- 3222 QC/OP Clear Maple\*
- 3272 QC/OP Amber on Maple **E**
- 3292 QC/OP Blonde on Maple
- 3302 QC/OP Clear Walnut
- 3312 QC/OP Natural Walnut
- 3322 QC/OP Dark Mahogany on Walnut
- 3352 QC/OP Medium Walnut
- 3362 QC/OP Dark Walnut
- 3372 QC/OP Medium Mahogany on Walnut
- 3382 QC/OP Graphite Walnut

### Rift-cut open-pore finish choices

- 3602 RC/OP Desert Oak
- 3612 RC/OP Warm Oak **E**
- 3692 RC/OP Espresso Oak

**Full-fill finish** is a medium-gloss finish that completely fills the grain texture, yet allows the grain pattern to be seen. The wood has a lustrous, satiny look, and it is smooth to the touch. This finish is available on the wood desks or top only.

### Flat-cut full-fill finish choices

- 3064 FC/FF Graphite Walnut
- 3404 FC/FF Clear Cherry (Aged)
- 3414 FC/FF Natural Cherry **E**
- 3424 FC/FF Medium Cherry
- 3524 FC/FF Clear Maple\*
- 3544 FC/FF Blonde on Maple
- 3574 FC/FF Amber on Maple **E**
- 3704 FC/FF Clear Walnut
- 3714 FC/FF Natural Walnut
- 3724 FC/FF Dark Mahogany on Walnut
- 3754 FC/FF Medium Walnut
- 3764 FC/FF Dark Walnut
- 3774 FC/FF Medium Mahogany on Walnut

### Quarter-cut full-fill finish choices

- 3224 QC/FF Clear Maple\*
- 3274 QC/FF Amber on Maple **E**
- 3294 QC/FF Blonde on Maple
- 3304 QC/FF Clear Walnut
- 3314 QC/FF Natural Walnut
- 3324 QC/FF Dark Mahogany on Walnut
- 3354 QC/FF Medium Walnut
- 3364 QC/FF Dark Walnut
- 3374 QC/FF Medium Mahogany on Walnut
- 3384 QC/FF Graphite Walnut

### Rift-cut full-fill finish choices

- 3604 RC/FF Desert Oak
- 3614 RC/FF Warm Oak **E**
- 3694 RC/FF Espresso Oak

*\*To ensure an understanding of the color ranges and characteristic variations of natural veneer, a sign-off sheet is required prior to orders being accepted for this clear-coat finish. The sign-off sheet is available through Steelcase advertising stock. Please use form number 09-0000756 for 3042, form number 05-001370 for 3222 and 3224.*

## Select Surfaces

For information on products within Select Surfaces, including accent paints and fabrics from Designtex, Gabriel, Kvadrat, and Pollack, please refer to the *Surface Materials Reference Manual* or visit [steelcase.com/surface-materials](http://steelcase.com/surface-materials) under the Select Surfaces section.

## Natural Veneer

Natural veneer is available in the Select Surfaces offering. Natural veneer may have extended lead-times. Place your order as you normally would for any other finish, calling out the appropriate finish code.

The following finishes are available through the natural veneer offering:

### Wood Group 1

- 35A2 FC/OP Blanch Maple
- 37A2 FC/OP Thunder Walnut

### Wood Group 2

- 32A2 QC/OP Blanch Maple
- 33A2 QC/OP Thunder Walnut

### Wood Group 3

- 36A2 RC/OP Volcanic Oak

## Planked Veneer

Planked veneer is available in the Select Surfaces offering. Planked veneer may have extended lead-times. Place your order as you normally would for any other finish, calling out the appropriate finish code.

The following finishes are available through the planked veneer offering:

### Wood Group 1

- 3P61 OP Planked Oak
- 3P71 OP Planked Walnut

*Tip: Known for its uniqueness, planked veneer has intentional and natural variations that include, but are not limited to: character marks, grain pattern, color, and natural color aging.*

**E** = Established

## Steelcase Surfaces

### Premium Veneers

A selection of Premium veneers in this collection are available on most Steelcase brand products. The collection will be available as close to standard leadtimes as possible. However, because adequate supplies of veneer and solids must be secured, all orders will be scheduled individually. Lead-times will vary based on Premium veneer and Premium solids availability at the time the order is placed. The collection is Graded-In as Wood Group 2 and Wood Group 3, and supported like standard veneers to make ordering easy. Please see the Steelcase surface materials section on [village.steelcase.com](http://village.steelcase.com) for sample information and product line availability. All premium veneers are in clear-coat.

### Quarter-cut open-pore finish choices

#### Wood Group 2

3032 QC/OP Dark Thin Line Bamboo  
3052 QC/OP Ribbon Sapele

#### Wood Group 3

3832 QC/OP Figured Anegre  
3842 QC/OP Figured Makore

*Tip: Full-fill finish is not available on Premium veneers as a standard. To ensure an understanding of the color ranges and characteristic variations of natural veneer, a sign-off sheet is required prior to orders being accepted for this clear-coat finish. The sign-off sheet is available through Steelcase advertising stock. Please use form number 09-0000755 for 3032, form number 09-0000757 for 3052, form number 09-0000758 for 3832, and form number 09-0000759 for 3842.*

## Custom Surfaces

**Customiz stain** is a service that allows you to create your own stain colors and finishes on standard veneer. Customiz stain color is available on all product lines that offer wood veneer.

A \$500 stain-matching fee applies on CUSTOMIZ requests (Exception: The \$500 fee does not apply on matches to Coalesse standard finishes or for a low-gloss finish request on a standard color). The \$500 fee covers the cost of formulating the Customiz color finish and applies regardless of whether or not an order for product is placed.

In addition, an approval form must be signed to indicate customer acceptance of Customiz match. A \$1,500 initiation fee will be charged prior to first order entry. This initiation fee activates the finish for unlimited use on any Steelcase product for an 18 month time period. After the 18 month time period has lapsed, the Customiz finish may be reactivated for another 18 months for a \$1,000 fee at any point within five years after the \$1,500 initiation fee was paid. If the finish is not reactivated within five years after the \$1,500 initiation fee was paid, the finish will be culled and the customer will need to pay the \$1,500 initiation fee again. All style number related Customiz charges products are no cost as of April 2014. The matching and initiation fees are not discountable.

Customiz stain takes 10 days to formulate. Consult the *Surface Materials Reference Manual* for more information. Custom veneers are also available and must be quoted by Steelcase specials group. Customiz stain on custom veneers takes 2 to 4 weeks to formulate.

Requirements and information on ordering a Customiz stain color are found in the *Surface Materials Reference Manual*.

## Plastic

### Steelcase Surfaces

Applies to:

- media:scape tables
  - ScapeSeries tables
  - media:scape lounge ledges and canopies
- 6000 Black  
6001 Coffee  
6009 Arctic White  
6034 Natural Cherry  
6036 Medium Cherry  
6037 Winter on Maple  
6038 Blonde on Maple  
6041 Natural Walnut  
6045 Medium Mahogany on Walnut **E**

- 6052 Milk  
6053 Seagull  
6213 Acacia  
6219 Clear Oak  
6231 Graphite Walnut  
6234 Clear Cherry  
6237 Clear Maple  
6242 Virginia Walnut  
6243 Blackwood  
6245 Clear Walnut  
6246 Warm Oak **E**  
6249 Platinum Solid  
6527 Merle  
6612 Grey V2 **E**  
6615 Grey V5  
6619 Ice **E**  
6631 Cream  
6635 Dawn **E**  
6636 Mist  
6654 Sand  
6655 Warm White  
6676 Marbled Maple  
6677 Chocolate Walnut  
6678 Marbled Cherry  
6694 Slate  
6695 Midnight  
6697 Fog  
6698 Fieldstone  
6703 Ash Wenge  
6704 Storm Wenge  
6705 Bisque Wenge  
6706 Clay Wenge  
6707 Ash Noce  
6708 Bisque Noce  
6709 Clay Noce  
6710 Storm Noce

### Select Surfaces

- 6T02 Fawn Cypress  
6T03 Weathered Char  
6T04 Saddle Oak  
6T05 Veranda Teak  
6T06 Persian Cherry  
6T07 Walnut Heights

*Tip: Light color plastic edges are susceptible to degradation due to normal wear and tear. Staining (e.g., ball point pen or clothing dyes such as blue jeans) and dirt effects are more pronounced in light colors and are not considered defects.*

## Seating Upholstery

Applies to:

- media:scape lounge

## Steelcase Surfaces

### Price Group 1

#### Buzz2

- 5F01 Camel **E**  
5F03 Tomato  
5F04 Red **E**  
5F05 Burgundy  
5F06 Sky **E**  
5F07 Blue  
5F08 Navy  
5F10 Grape **E**  
5F11 Eggplant  
5F15 Stone  
5F16 Grey  
5F17 Black  
5G50 Dunegrass  
5G51 Sable  
5G52 Barley  
5G53 Sunrise  
5G54 Carrot  
5G55 Pumpkin  
5G56 Timber  
5G57 Rouge  
5G58 Chocolate  
5G59 Meadow  
5G60 Ivy  
5G61 Cyan  
5G62 Atlantic  
5G63 Crocus  
5G64 Alpine  
5G65 Tornado

#### Jacks

- 5B61 Taupe **E**  
5B63 Camel **E**  
5B64 Pewter **E**  
5B70 Midnight **E**

#### Link

- 5A20 Burgundy  
5A23 Green  
5A24 Blue  
5A25 Navy  
5A26 Purple  
5A27 Black  
5A28 Ocean  
5A30 Chamois

**E** = Established

**New Black**

5J10 New Black: Bruce  
 5J11 New Black: Henry  
*Tip: New Black upholstery has color numbers in both price group 1 and price group 2.*

**Playground**

5F28 Claret **E**  
 5F29 Chile **E**  
 5F30 Amber **E**  
 5F31 Nut **E**  
 5F32 Blade **E**  
 5F33 Stone **E**  
 5F34 Sky **E**  
 5F35 Navy **E**  
 5F36 Huckleberry **E**  
 5F37 Charcoal **E**

**Price Group 2****Chainmail**

5550 Cotton  
 5551 Space  
 5552 Silver Dollar  
 5553 Volcano  
 5554 Orange Crush  
 5555 Tricycle  
 5556 Geranium  
 5557 Banana  
 5558 Margarita  
 5559 Lagoon

**Cogent: Connect**

5S15 Coconut  
 5S16 Turmeric  
 5S17 Tangerine  
 5S18 Scarlet  
 5S19 Concord  
 5S20 Maya Blue  
 5S21 Blue Jay  
 5S23 Wasabi  
 5S24 Nickel  
 5S25 Graphite  
 5S26 Licorice  
 5S27 Malt  
 5S28 Root Beer  
 5S93 Blueprint  
 5S94 Lizard  
 5S95 Sailor  
 5S96 Quicksilver  
 5S97 Nugget  
 5S98 Canary  
 5S99 Lipstick  
 5SD0 Royal Blue

**New Black**

5J08 New Black: Jack  
 5J09 New Black: James  
 5J12 New Black: Harley  
*Tip: New Black upholstery has color numbers in both price group 1 and price group 2.*

**E** = Established

**Seating Vinyl **E****

5801 Topaz  
 5805 Foggy Night  
 5809 Black  
 5810 Forest  
 5812 Navy  
 5813 Currant  
 5814 Leaf  
 5815 Seaside  
 5817 Pebble  
 5818 Spice  
 5819 Thistle  
 5820 Coffee  
 5822 Iris

**Spyder**

5B01 Foggy Night **E**  
 5B04 Peri **E**

**Stand In**

5621 Sleet  
 5622 Lunar  
 5623 Cyclone  
 5624 Eclipse  
 5625 Powder  
 5626 Chardonnay  
 5627 Graham  
 5628 Sediment  
 5629 Allspice  
 5630 Apple  
 5631 Lava  
 5632 Cayenne  
 5633 Plantain  
 5634 Parsley  
 5635 Scallion  
 5636 Atlantis  
 5691 Orca  
 5740 Burlap  
 5741 Porter  
 5742 Tusk  
 5743 Putty  
 5744 Blueberry  
 5745 Chartreuse  
 5746 Mango  
 5747 Sedona  
 5748 Juniper  
 5749 Peanut

**Price Group 3****Billiard Multi-Use by Designtex**

5H10 Bone  
 5H11 Poppy  
 5H12 Tangelo  
 5H13 Citron  
 5H14 Avocado  
 5H15 Hunter  
 5H16 Indigo  
 5H17 Mallard  
 5H18 Teak  
 5H19 Cumulus  
 5H20 Pewter  
 5H21 Gunmetal  
 5H22 Ink

**Gaja – C2C**

5W40 Black  
 5W41 Pepper  
 5W42 Pearl Grey  
 5W43 Crimson  
 5W44 Ink  
 5W45 Night Blue  
 5W46 Petrol  
 5W47 Greige  
 5W48 Sepia  
 5W49 Umber  
 5W50 Java  
 5W51 Camellia Red  
 5W52 Emerald  
 5W53 Snow Pea  
 5W54 Olive  
 5W55 Light Blue  
 5W56 Maroon  
 5W57 Black Raspberry  
 5W58 Spruce  
 5W59 Apple Green  
 5W60 Deep Blue  
 5W61 Chili Pepper  
 5W62 Daffodil

**Imperma**

TM01 Toffee  
 TM02 Pigeon  
 TM03 Fossil  
 TM04 Poppysseed  
 TM05 Auburn  
 TM06 Cumin  
 TM07 Marble  
 TM08 Cliff  
 TM09 Tarragon  
 TM10 Pesto  
 TM11 Wave  
 TM12 Niagara  
 TM13 Tuscan  
 TM14 Peppercorn

**Redeem**

TM50 Brick  
 TM51 Yolk  
 TM52 Cinnamon  
 TM53 Daisy  
 TM54 Pine  
 TM55 Water  
 TM56 Dill  
 TM57 Lavender  
 TM58 Mallard  
 TM59 Caramel  
 TM60 Greyhound  
 TM61 Mocha  
 TM62 Iceberg  
 TM63 Chestnut  
 TM64 Granite  
 TM65 Cashmere  
 TM66 Barnwood

**Retrieve**

TM30 Kelly  
 TM31 Lake  
 TM32 Gala  
 TM33 Papaya  
 TM34 Dandelion  
 TM35 Curry  
 TM36 Lilac  
 TM37 Submarine  
 TM38 Driftwood  
 TM39 Bistro  
 TM40 Quarry  
 TM41 Mohair  
 TM42 Shadow  
 TM43 Seal  
 TM44 Chalk

**Texel**

TM20 Angora  
 TM21 Grist  
 TM22 Galaxy  
 TM23 Terracotta  
 TM24 Nude  
 TM25 Field  
 TM26 Haze

**Price Group 5****Bo Peep**

5G66 Pita  
 5G67 Bone  
 5G68 Safari  
 5G69 Brown Sugar  
 5G70 Chocolate Chip  
 5G71 Candlelight  
 5G72 Honey Mustard  
 5G73 Marmalade  
 5G74 Picnic  
 5G75 Pinot  
 5G76 Bloom  
 5G77 Grapevine  
 5G78 Firefly  
 5G79 Artichoke  
 5G80 Serpent  
 5G81 Carolina  
 5G82 Blue Bonnet  
 5G83 Nautical  
 5G84 Gravel  
 5G85 Sharkskin  
 5G86 Kohl

**Remix**

RE01 Rust  
 RE02 Pumpkin  
 RE03 Pebble  
 RE04 Dark Chocolate  
 RE05 Beige  
 RE06 Linen Beige  
 RE07 Hazelnut  
 RE08 Concrete Grey  
 RE09 Sky Blue  
 RE10 Blue Jean  
 RE11 Ivy Green  
 RE12 Primavera Yellow  
 RE13 Night Blue

**Price Group 6****Brisa**

BR01 Black Onyx  
 BR04 Truffle  
 BR06 Ash  
 BR07 Sage  
 BR08 Celery  
 BR09 Sterling Blue  
 BR10 Night Navy  
 BR11 Cambridge Blue  
 BR12 Abyss  
 BR13 Canyon  
 BR14 Pompeian Red  
 BR15 Salsa  
 BR16 Cinnebar  
 BR17 Aztec  
 BR18 New Sand  
 BR19 Cream  
 BR20 White  
 BR21 Moccasin  
 BR22 Buckskin  
 BR23 Prairie

**Price Group 7****Steelcut Trio**

TR01 Mist Grey  
 TR02 Stone Grey  
 TR03 Cassonade Beige  
 TR04 Nutmeg Beige  
 TR06 Licorice Black  
 TR07 Mustard Yellow  
 TR08 Red Currant  
 TR11 Ice Blue  
 TR14 Blue Jay Mix  
 TR15 Brown Frost

**Leather Price Group**

L107 Black  
 L207 Mahogany  
 L220 Soapstone  
 L221 Rocky  
 L500 Camel  
 L503 Navy

## Select Surfaces

### For information on products within Select Surfaces,

including accent paints and fabrics from Designtex, Gabriel, Kvadat, and Pollack, please refer to the *Surface Materials Reference Manual* or visit [steelcase.com/surface-materials](http://steelcase.com/surface-materials) under the Select Surfaces section.

Applies to:

- media:scape lounge canopy fabric panels

### Connect 3D

- 5014 Royal Blue
- 5015 Coconut
- 5016 Turmeric
- 5017 Tangerine
- 5018 Scarlet
- 5019 Concord
- 5020 Maya Blue
- 5021 Blue Jay
- 5023 Wasabi
- 5024 Nickel
- 5025 Graphite
- 5026 Licorice
- 5027 Malt
- 5028 Root Beer
- 5030 Sailor
- 5036 Canary

## Custom Surfaces

### Price Group COM (Customer's Own Material)

#### Fabric Approval and Yardage

To confirm whether a particular COM material has already been tested for use on a specific Steelcase product or to determine actual yardage requirements:

- Visit [www.steelcase.com](http://www.steelcase.com)

**For additional information regarding Customer's Own Material,** call 1.888.STEELCASE (1.888.783.3522) or send an e-mail to [lineone@steelcase.com](mailto:lineone@steelcase.com).

**E** = Established



**E** = Established

# Seating Upholstery Matrix

## Legend

- = Not available
- = Available
- Ⓢ = Established

media:scape Lounge  
media:scape Lounge  
canopy

## Seating Upholstery

Seating Upholstery	media:scape Lounge	media:scape Lounge canopy
<b>Billiard Multi-Use by Designtex</b>	■	•
Price Group 3	■	•
<b>Bo Peep</b> Price Group 5	■	•
<b>Brisa</b> Price Group 6	■	•
<b>Buzz2</b> Price Group 1	■	•
<b>Chainmail</b> Price Group 2	■	•
<b>Cogent:Connect</b> Price Group 2	■	•
<b>Connect 3D</b>	•	■
<b>Gaja – C2C</b> Price Group 3	■	•
<b>Imperma</b> Price Group 3	■	•
<b>Jacks</b> Price Group 1 Ⓢ	■	•
<b>Leather</b> Leather Price Group	■	•
<b>Link</b> Price Group 1	■	•
<b>New Black: Bruce</b> Price Group 1	■	•
<b>New Black: Harley</b> Price Group 2	■	•
<b>New Black: Henry</b> Price Group 1	■	•
<b>New Black: Jack</b> Price Group 2	■	•
<b>New Black: James</b> Price Group 2	■	•
<b>Playground</b> Price Group 1 Ⓢ	■	•
<b>Redeem</b> Price Group 3	■	•
<b>Remix</b> Price Group 5	■	•
<b>Retrieve</b> Price Group 3	■	•
<b>Seating Vinyl</b> Price Group 2 Ⓢ	■	•
<b>Spyder</b> Price Group 2 Ⓢ	■	•
<b>Stand In</b> Price Group 2	■	•
<b>Steelcut Trio</b> Price Group 7	■	•
<b>Texel</b> Price Group 3	■	•



# Paint Color Availability Matrix

Paint Color Availability  
Matrix

Surface Materials

## Legend

- = Not available
- = Available
- E = Established

	media:scape Tables			ScapeSeries Tables			media:scape mini and mobile	media:scape kiosk
	Column, table base, table feet, totem frame, totem-mounted camera ledge, and CODEC cases	Totem infills	Shrouds and shroud mounted camera ledges	Column, table base, table feet, and shroud	Shroud, bridge, and media well	Base, feet, column, totem, frame, and media well		
<b>Paint Price Group 1 (Smooth)</b>								
<b>4242</b> Milk	•	■	•	•	•	•		
<b>Paint Price Group 1 (Textured)</b>								
<b>7207</b> Black	•	■	•	•	•	•		
<b>7225</b> Sand	•	■	•	•	•	•		
<b>7236</b> Fog E	•	■	•	•	•	•		
<b>7237</b> Slate E	•	■	•	•	•	•		
<b>7238</b> Fieldstone	•	■	•	•	•	•		
<b>7239</b> Midnight	•	■	•	•	•	•		
<b>7241</b> Arctic White	•	■	•	•	•	•		
<b>7243</b> Seagull	•	■	•	•	•	•		
<b>7278</b> Dark Bronze	•	■	•	•	•	•		
<b>7360</b> Merle	•	■	•	•	•	•		
<b>Paint Price Group 2 (Metallic)</b>								
<b>4728</b> Nickel Metallic	•	■	•	•	•	•		
<b>4743</b> Mineral Metallic	•	■	•	•	•	•		
<b>4744</b> Pearl Metallic	•	■	•	•	•	•		
<b>4750</b> Champagne Metallic	•	■	•	•	•	•		
<b>4752</b> Steel Metallic E	•	■	•	•	•	•		
<b>4788</b> Gold Dust Metallic E	•	■	•	•	•	•		
<b>4798</b> Sterling Metallic	•	■	•	•	•	•		
<b>4799</b> Platinum Metallic	■	■	■	■	■	■		
<b>4803</b> Near Black Metallic	■	■	■	■	■	■		
<b>7245</b> Carbon Metallic	•	■	•	•	•	•		
<b>7246</b> Midnight Metallic	•	■	•	•	•	•		
<b>Paint Price Group 2 (Smooth)</b>								
<b>0835</b> Black E	•	■	•	•	•	•		
<b>Accessory Paints</b>								
<b>4140</b> Arctic White Gloss	■	•	■	■	■	■		
<b>4144</b> Black Gloss	•	•	•	•	•	•		

# Laminate Matrix

## High-Pressure Laminate

### Legend

- = Not available
- = Available
- = Available with exceptions
- Ⓢ = Established

	media:scape Tables	ScapeSeries Tables	media:scape Lounge Ledge and Canopy
<b>High-Pressure Laminates (HPL)</b>			
<b>Fiber Laminates</b>			
<b>2850</b> Vanadium Fiber	■	■	■
<b>2851</b> Rhyme Fiber Ⓢ	■	■	■
<b>2852</b> Tungsten Fiber	■	■	■
<b>2854</b> Vellum Fiber	■	■	■
<b>2859</b> Novell Fiber	■	■	■
<b>2860</b> Granite Fiber	■	■	■
<b>2861</b> Coconut Fiber	■	■	■
<b>2862</b> Stucco Fiber	■	■	■
<b>Micro Laminates</b>			
<b>2920</b> Marl Micro	■	■	■
<b>2921</b> Gypsum Micro	■	■	■
<b>2922</b> Clay Micro	■	■	■
<b>2923</b> Shadow Micro Ⓢ	■	■	■
<b>Patina Laminates</b>			
<b>2870</b> Blonde Bronze Patina	■	■	■
<b>2871</b> Blackened Bronze Patina	■	■	■
<b>2873</b> Instant Iron Patina	■	■	■
<b>Solid Laminates</b>			
<b>2722</b> Cream Ⓢ	■	■	■
<b>2730</b> Arctic White	■	■	■
<b>2746</b> Black	■	■	■
<b>2759</b> Warm White Ⓢ	■	■	■
<b>2811</b> Mist Ⓢ	■	■	■
<b>2883</b> Seagull	■	■	■
<b>2884</b> Milk	■	■	■
<b>2885</b> Dune	■	■	■
<b>2HMG</b> Merle	■	■	■
<b>Speckle Laminates</b>			
<b>2820</b> Coffee Speckle	■	■	■
<b>2822</b> Woodrose Speckle Ⓢ	■	■	■
<b>2823</b> Driftwood Speckle	■	■	■
<b>2824</b> Smoke Speckle	■	■	■
<b>2825</b> Vanadium Speckle	■	■	■

	media:scape Tables	ScapeSeries Tables	media:scape Lounge Ledge and Canopy
<b>High-Pressure Laminates (HPL)</b>			
<b>Textured Woodgrain Laminates - Select Surfaces</b>			
<b>2TH2</b> Fawn Cypress	■	■	■
<b>2TH3</b> Weathered Char	■	■	■
<b>2TH4</b> Saddle Oak	■	■	■
<b>2TH5</b> Veranda Teak	■	■	■
<b>2TH6</b> Persian Cherry	■	■	■
<b>2TH7</b> Walnut Heights	■	■	■
<b>Woodgrain Laminates</b>			
<b>2406</b> Clear Cherry	■	■	■
<b>2409</b> Clear Maple	■	■	■
<b>2410</b> Graphite Walnut	■	■	■
<b>2412</b> Natural Cherry	■	■	■
<b>2422</b> Medium Cherry	■	■	■
<b>2511</b> Winter on Maple	■	■	■
<b>2538</b> Clear Walnut	■	■	■
<b>2539</b> Warm Oak Ⓢ	■	■	■
<b>2592</b> Blonde on Maple	■	■	■
<b>2714</b> Natural Walnut	■	■	■
<b>2772</b> Med Mahogany on Walnut Ⓢ	■	■	■
<b>2HAK</b> Clear Oak	■	■	■
<b>2HAN</b> Ash Noce	■	■	■
<b>2HAT</b> Acacia	■	■	■
<b>2HAW</b> Ash Wenge	■	■	■
<b>2HBN</b> Bisque Noce	■	■	■
<b>2HBW</b> Bisque Wenge	■	■	■
<b>2HCN</b> Clay Noce	■	■	■
<b>2HCW</b> Clay Wenge	■	■	■
<b>2HSN</b> Storm Noce	■	■	■
<b>2HSW</b> Storm Wenge	■	■	■
<b>turnstone Laminate Collection</b>			
<b>2535</b> Virginia Walnut	■	■	■
<b>2536</b> Blackwood	■	■	■
<b>2612</b> Marbled Maple	■	■	■
<b>2614</b> Chocolate Walnut	■	■	■
<b>2615</b> Marbled Cherry	■	■	■
<b>Open Line Laminate (Upcharge)</b>			
Open Line Laminate	■	■	•

# Recommended Surface Edge Finishes

Recommended Surface  
Edge Finishes





## Recommended Edge Colors for media:scape Tables and ScapeSeries Tables—High-Pressure Laminate

### Edges

The recommended edge color will complement the laminate color you specify. Edge color is specified separately.

Laminate Color		Recommended Edge Color	
Fiber Laminate			
2850	Vanadium Fiber	6654	Sand
2851	Rhyme Fiber <b>E</b>	6631	Cream
2852	Tungsten Fiber	6636	Mist
2854	Vellum Fiber	6655	Warm White
2859	Novell Fiber	6001	Coffee
2860	Granite Fiber	6000	Black
2861	Coconut Fiber	6654	Sand
2862	Stucco Fiber	6053	Seagull
Micro Laminate			
2920	Marl Micro	6053	Seagull
2921	Gypsum Micro	6654	Sand
2922	Clay Micro	6654	Sand
2923	Shadow Micro <b>E</b>	6249	Platinum Solid
Patina Laminate			
2870	Blonde Bronze Patina	6654	Sand
2871	Blackened Bronze Patina	6615	Grey V5
2873	Instant Iron Patina	6615	Grey V5
Solid Laminate			
2722	Cream <b>E</b>	6631	Cream
2730	Arctic White	6009	Arctic White
2746	Black	6000	Black
2759	Warm White <b>E</b>	6655	Warm White
2811	Mist <b>E</b>	6636	Mist
2883	Seagull	6053	Seagull
2884	Milk	6052	Milk
2885	Dune	6654	Sand
2HMG	Merle	6527	Merle
Speckle Laminate			
2820	Coffee Speckle	6631	Cream
2822	Woodrose Speckle <b>E</b>	6635	Dawn <b>E</b>
2823	Driftwood Speckle	6631	Cream
2824	Smoke Speckle	6636	Mist
2825	Vanadium Speckle	6619	Ice <b>E</b>

**E** = Established

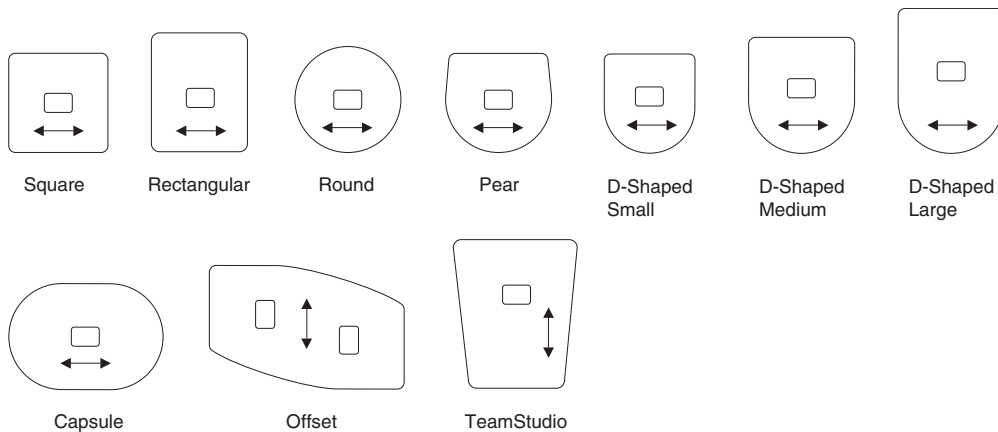
Laminate Color		Recommended Edge Color	
Textured Woodgrain Laminate - Select Surfaces			
2TH2	Fawn Cypress	6T02	Fawn Cypress
2TH3	Weathered Char	6T03	Weathered Char
2TH4	Saddle Oak	6T04	Saddle Oak
2TH5	Veranda Teak	6T05	Veranda Teak
2TH6	Persian Cherry	6T06	Persian Cherry
2TH7	Walnut Heights	6T07	Walnut Heights
Woodgrain Laminate			
2406	Clear Cherry	6234	Clear Cherry
2409	Clear Maple	6237	Clear Maple
2410	Graphite Walnut	6231	Graphite Walnut
2412	Natural Cherry	6034	Natural Cherry
2422	Medium Cherry	6036	Medium Cherry
2511	Winter on Maple	6037	Winter on Maple
2538	Clear Walnut	6245	Clear Walnut
2539	Warm Oak 	6246	Warm Oak 
2592	Blonde on Maple	6038	Blonde on Maple
2714	Natural Walnut	6041	Natural Walnut
2772	Medium Mahogany on Walnut 	6045	Medium Mahogany on Walnut 
2HAK	Clear Oak	6219	Clear Oak
2HAN	Ash Noce	6707	Ash Noce
2HAT	Acacia	6213	Acacia
2HAW	Ash Wenge	6703	Ash Wenge
2HBN	Bisque Noce	6708	Bisque Noce
2HBW	Bisque Wenge	6705	Bisque Wenge
2HCN	Clay Noce	6709	Clay Noce
2HCW	Clay Wenge	6706	Clay Wenge
2HSN	Storm Noce	6710	Storm Noce
2HSW	Storm Wenge	6704	Storm Wenge
turnstone Laminate Collection*			
2535	Virginia Walnut	6242	Virginia Walnut
2536	Blackwood	6243	Blackwood
2612	Marbled Maple	6676	Marbled Maple
2614	Chocolate Walnut	6677	Chocolate Walnut
2615	Marbled Cherry	6678	Marbled Cherry

\* A selection of laminates and edge bands in this collection are available on Steelcase brand products. This collection is available with standard leadtimes and supported like standard laminates to help make ordering easy.

# Grain Directions

## Directional Veneer Grain Directions

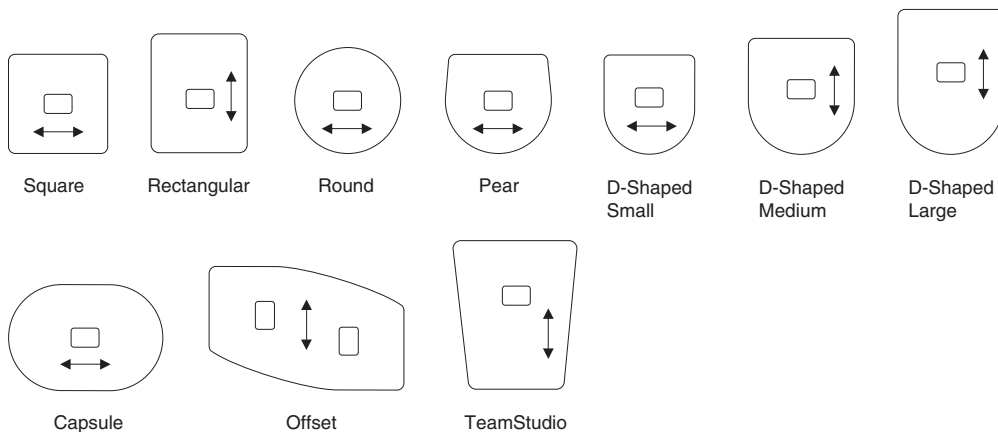
### media:scape Table—Wood Veneer



**Wood veneer** is standard with the grain directions shown.

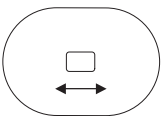
## Directional Laminate Grain Directions

### media:scape Table—High-Pressure Laminate



**Directional laminates** are standard with the grain directions shown.

### ScapeSeries Tables—High-Pressure Laminate



**Directional laminates** are standard with the grain directions shown.

---

# Resources

<b>Maintenance Agreement Renewals</b>	<b>162</b>
<b>Style Number Index</b>	<b>164</b>

# Maintenance Agreement Renewals

## About Maintenance Agreement Renewals

Steelcase maintenance agreement renewals provide an extension of our enhanced support system that features software/firmware enhancements, prioritized technical support, expedited shipping for hardware replacements, and warranty extension on technology components when outside of warranty.

## Renewal Lengths and Bundling Option

Maintenance agreement renewals are available for 1, 2, and 3 year terms.

Customers with multiple maintenance agreements will be able to bundle some or all of their applicable Steelcase technology products into a single maintenance agreement.

## How to Order

Maintenance agreement renewals follow a special ordering process that requires a customer specific quote generated by Steelcase. Please contact MAs@steelcase.com for complete renewal process information or with any questions.

*Tip: When selecting the 2 year renewal option, the list price is 10% less per year compared to the base price. When selecting the 3 year renewal option, the list price is 25% less per year compared to the base price.*

*Note: A maintenance agreement renewal may be ordered for one, two, and three year periods, after original purchase as long as there is an active agreement in place. Maintenance agreement renewals cover up to four years from the unit's original shipping date.*

		1 year Renewal	2 year Renewal	3 year Renewal
Pricing				
media:scape tables — Virtual Maintenance Agreement Renewal	MTV03MTNC	\$ 400	\$ 720	\$ 900
media:scape tables — Small Switcher Maintenance Agreement Renewal	MTM03MTNC	\$ 700	\$1260	\$1575
media:scape tables — Large Switcher Maintenance Agreement Renewal	MTT03MTNC	\$1350	\$2430	\$3038
media:scape tables — Small Switcher and Virtual Maintenance Agreement Renewal	MTMV03MTNC	\$1100	\$1980	\$2475
media:scape tables — Large Switcher and Virtual Maintenance Agreement Renewal	MTTV03MTNC	\$1750	\$3150	\$3938
media:scape mini/mobile Virtual Maintenance Agreement Renewal	MMV03MTNC	\$ 400	\$ 720	\$ 900
media:scape mini/mobile Small Switcher Maintenance Agreement Renewal	MMM03MTNC	\$ 700	\$1260	\$1575
media:scape mini/mobile Small Switcher and Virtual Maintenance Agreement Renewal	MMMV03MTNC	\$1100	\$1980	\$2475
media:scape Virtual PUCK Maintenance Agreement Renewal	MVV03MTNC	\$ 400	\$ 720	\$ 900
Digital Upgrade Package Virtual PUCK Maintenance Agreement Renewal	TK03MTNC	\$ 400	\$ 720	\$ 900
media:scape Digital Upgrade Package Standard Maintenance Agreement Renewal	TKMTNC	\$1350	\$2430	\$3038
media:scape Digital Upgrade Package Lite Maintenance Agreement Renewal	TK2MTNC	\$ 700	\$1260	\$1575
FlexFrame with media:scape Maintenance Agreement Renewal	FFDDMTNC	\$ 700	\$1260	\$1575
FrameOne with media:scape Maintenance Agreement Renewal	FMMTNC	\$1350	\$2430	\$3038
Coalesse Exponents media board with media:scape Maintenance Agreement Renewal	COC1MBWMSMTNC	\$ 700	\$1260	\$1575
Answer with media:scape Maintenance Agreement Renewal	TS7MTNC	\$ 700	\$1260	\$1575



### For Canadian Pricing

Multiply U.S. Price by the Canadian price factor.

► See page 1 for details.



# Style Number Index

Style Number	Page	Description
<b>COC1MBWMSMTNC</b>	162	Maintenance Agreement Renewal
<b>CQSA</b>	65	Seismic Anchor Brackets
<b>DTPRWS01</b>	146	Lotus Domino Synch Package
<b>DTPRWS03</b>	146	Micro Exch Online On-Premise Conn
<b>FFDDMTNC</b>	162	Maintenance Agreement Renewal
<b>FMMTNC</b>	162	media:scape M.A. Renewal
<b>M02MOBILEHKA</b>	106	HDVC Kit, media:scape Mobile
<b>M03MINIA</b>	103	media:scape mini
<b>M03MOBILEA</b>	105	media:scape mobile
<b>MLBBF</b>	139	Backless Lounge
<b>MLBBS</b>	139	Backless Lounge
<b>MLLCE</b>	133	Corner Lounge
<b>MLLCF</b>	133	Corner Lounge
<b>MLLCS</b>	133	Corner Lounge
<b>MLRCE</b>	133	Corner Lounge
<b>MLRCF</b>	133	Corner Lounge
<b>MLRCS</b>	133	Corner Lounge
<b>MLRLE</b>	136	Reverse Lounge
<b>MLRLF</b>	136	Reverse Lounge
<b>MLRLS</b>	136	Reverse Lounge
<b>MLRRE</b>	136	Reverse Lounge
<b>MLRRF</b>	136	Reverse Lounge
<b>MLRRS</b>	136	Reverse Lounge
<b>MLSIE</b>	129	Straight Inverted Lounge
<b>MLSIF</b>	129	Straight Inverted Lounge
<b>MLSIS</b>	129	Straight Inverted Lounge
<b>MLSTE</b>	127	Straight Lounge
<b>MLSTF</b>	127	Straight Lounge
<b>MLSTS</b>	127	Straight Lounge
<b>MM10A</b>	78	media:scape Manager License
<b>MMM03MTNC</b>	162	Maintenance Agreement Renewal
<b>MMM03MTNC</b>	162	Maintenance Agreement Renewal
<b>MMV03MTNC</b>	162	Maintenance Agreement Renewal
<b>MS02PKDP01U</b>	76	media:scape PUCK
<b>MS02PKDP02U</b>	76	media:scape PUCK
<b>MS02PKHD01U</b>	76	media:scape PUCK
<b>MS02PKVG01U</b>	76	media:scape PUCK
<b>MS03VPK01</b>	77	media:scape Virtual PUCK
<b>MSRK42S01</b>	79	media:scape Retorfit Kit Small Switcher
<b>MSRK84S01</b>	80	media:scape Retorfit Kit Large Switcher
<b>MT02DK</b>	91	media:scape kiosk
<b>MT02HD0110</b>	70	HDMI Cable
<b>MT02HD0125</b>	70	HDMI Cable
<b>MT02HD0150</b>	70	HDMI Cable
<b>MT02HD0175</b>	70	HDMI Cable
<b>MT02HDVCKIT</b>	68	HDVC Kit
<b>MT02SC169</b>	70	Scaler
<b>MT02SK</b>	91	media:scape kiosk
<b>MT03DC6084</b>	55	Desk-Height Table
<b>MT03DC6084T</b>	54	Desk-Height Table
<b>MT03DF12076T</b>	54	Desk-Height Table
<b>MT03DL7860</b>	55	Desk-Height Table
<b>MT03DL7860T</b>	54	Desk-Height Table
<b>MT03DM6660</b>	55	Desk-Height Table
<b>MT03DM6660T</b>	54	Desk_Height Table

Style Number	Page	Description
<b>MT03DP4854T</b>	54	Desk-Height Table
<b>MT03DR60</b>	55	Desk-Height Table
<b>MT03DR7260</b>	55	Desk-Height Table
<b>MT03DR7260T</b>	53	Desk-Height Table
<b>MT03DS6060</b>	55	Desk-Height Table
<b>MT03DS6060T</b>	53	Desk-Height Table
<b>MT03DSD4848T</b>	54	Desk-Height Table
<b>MT03LP4854T</b>	49	Lounge-Height Table
<b>MT03LR54</b>	49	Lounge-Height Table
<b>MT03LS4848T</b>	49	Lounge-Height Table
<b>MT03SC6084</b>	61	Stool-Height Table
<b>MT03SC6084T</b>	60	Stool-Height Table
<b>MT03SF12076T</b>	60	Stool-Height Table
<b>MT03SL7860</b>	61	Stool-Height Table
<b>MT03SL7860T</b>	60	Stool-Height Table
<b>MT03SM6660</b>	61	Stool-Height Table
<b>MT03SM6660T</b>	60	Stool-Height Table
<b>MT03SR60</b>	61	Stool-Height Table
<b>MT03SR7260</b>	61	Stool-Height Table
<b>MT03SR7260T</b>	59	Stool-Height Table
<b>MT03SS6060</b>	61	Stool-Height Table
<b>MT03SS6060T</b>	59	Stool-Height Table
<b>MT03ST7560</b>	62	Stool-Height Table
<b>MT03ST7560T</b>	62	Stool-Height Table
<b>MT03ST7560TT</b>	62	Stool-Height Table
<b>MT03TK</b>	73	media:scape Digital Upgrade Pkg Std
<b>MT03TK2</b>	74	media:scape Digital Upgrade Pkg Lite
<b>MT03TKVP</b>	75	media:scape Digital Upg Pkg Virt PUCK
<b>MTCC2</b>	69	CODEC Case
<b>MTCC5</b>	69	CODEC Case
<b>MTHS</b>	69	Camera Ledge
<b>MTHT</b>	69	Camera Ledge
<b>MTM03MTNC</b>	162	Maintenance Agreement Renewal
<b>MTMV03MTNC</b>	162	Maintenance Agreement Renewal
<b>MTSTCT</b>	64	Cable Track for media:scape TeamStudio
<b>MTSWD32</b>	66	Wall-Mounted Shroud
<b>MTSWD42</b>	66	Wall-Mounted Shroud
<b>MTSWD42C</b>	66	Wall-Mounted Shroud
<b>MTSWD46</b>	66	Wall-Mounted Shroud
<b>MTSWD46C</b>	67	Wall-Mounted Shroud
<b>MTSWD55</b>	67	Wall-Mounted Shroud
<b>MTSWD65</b>	67	Wall-Mounted Shroud
<b>MTSWQ32</b>	67	Wall-Mounted Shroud
<b>MTSWQ42</b>	67	Wall-Mounted Shroud
<b>MTSWS32</b>	66	Wall-Mounted Shroud
<b>MTSWS42</b>	66	Wall-Mounted Shroud
<b>MTSWS46</b>	66	Wall-Mounted Shroud
<b>MTSWS55</b>	66	Wall-Mounted Shroud
<b>MTSWS65</b>	66	Wall-Mounted Shroud
<b>MTSWT32</b>	67	Wall-Mounted Shroud
<b>MTSWT42</b>	67	Wall-Mounted Shroud
<b>MTSWT42C</b>	67	Wall-Mounted Shroud
<b>MTSWT46</b>	67	Wall-Mounted Shroud
<b>MTSWT46C</b>	67	Wall-Mounted Shroud
<b>MTSWT55</b>	67	Wall-Mounted Shroud



Style Number	Page	Description
<b>MTSWT65</b>	67	Wall-Mounted Shroud
<b>MTT03MTNC</b>	162	Maintenance Agreement Renewal
<b>MTTV03MTNC</b>	162	Maintenance Agreement Renewal
<b>MTV03MTNC</b>	162	Maintenance Agreement Renewal
<b>MVV03MTNC</b>	162	Maintenance Agreement Renewal
<b>RW20</b>	145	RoomWizard II Room Scheduling System
<b>RW20FMK</b>	147	Furniture Mount Hardware Kit
<b>RWJPM</b>	147	RoomWizard II Junction Box-Plate Mount
<b>SSBPDSWSPL</b>	111	Power and Data Strip
<b>SSTD3242</b>	110	Desk-Height Scape Series Table
<b>SSTS3242</b>	110	Stool-Height Scape Series Table
<b>TK03MTNC</b>	162	Maintenance Agreement Renewal
<b>TK2MTNC</b>	162	Maintenance Agreement Renewal
<b>TKMTNC</b>	162	Maintenance Agreement Renewal
<b>TS7MTNC</b>	162	Maintenance Agreement Renewal
<b>VS10</b>	78	Steelcase Application Server

# Trademark List

® The following are registered trademarks for products of Steelcase Inc. or one of its related corporate entities: 4 o'clock, 900 Series, à la carte, Airtouch, Ally, Amia, Answer, Archipelago, Avenir, Ballet, Bix, Brayton International, Cachet, Canopy, Canto, Chancellor, Coalesse, Confidante, Context, Convene, CopyCam, Criterion, Crushed Can, Currency, dash, Designtex, Details, Detour, Drive, Elective Elements, Ellipse, Ember Chrome, Emerge, E-Table 2, FYI, Garland, Gentry, Ginkgo Biloba, Groupwork, Ideo, Jacket, Jenny, Jersey, Kart, Kick, LaCosta, Leap, Let's B, LiveBack, Max-Stacker, media:scape, Metro, Migrations, Mitra, Montage, Nurture, Oriana, Parade, Pathways, PCT, Permiso, Player, PolyVision, Portal, Power Pincher, Progeny, Protégé, R2, Rally, Relevant, Reply, Rizzi Arc, Sensor, Series 9000, Siento, Sieste, Sine, Softcare, Springboard, Steelcase, Steelcase Design Partnership, Stella, Stow Davis, Swathmore, TeamWork, Technique, Texpress, Think, Thunder, Topo, Train, turnstone, Underline, Unison, Vecta, Viridian, Walden, Werndl, and X-Stack.

® The following registered trademarks are under license from AWI Licensing Company, Dover, DE: SoundScapes, DuraBrite, BioBlock, and Armstrong.

® The following registered trademarks are under license from Byrne Electrical, Rockford, MI: Interport, Mini-Port, Axil Z, and Ellora.

® The following is a registered trademark of DuPont, Wilmington, DE: Corian.

® The following is a registered trademark of Genlyte Thomas Company, Louisville, KY: Lightolier.

® The following is a registered trademark of Hilti Corporation, FL-9494 Schaan, Principality of Liechtenstein: Hilti.

® The following is a registered trademark of Leviton Manufacturing Company, Little Neck, NY: Decora.

® The following is a registered trademark of Mechanical Plastics Corp, Elmsford, NY: Toggler.

® The following is a registered trademark of Microsoft Corporation, Redmond, WA: Microsoft.

® The following is a registered trademark of Panduit Corporation, Lockport, IL: Panduit.

® The following is a registered trademark of Trav (Press), Cuneo, Italy: Assisa.

® The following is a registered trademark of Virtual Ink, Boston, MA: mimioActive.

® The following registered trademarks are under license from Wilkhahn Furniture Products: Avera, Senzo, Versal, and Wilkhahn FS.

® The following is a registered trademark of Wilsonart International, Temple, TX: Chemsurf.

® The following is a registered trademark of Wiremold, West Hartford, CT: Wiremold.

® The following is a registered trademark of EMU Group S.P.A., Perugia, Italy: Emu.

™ The following are trademarks for products of Steelcase Inc. or one of its related corporate entities: Access, Active/Passive Shelf, Ainsley, Akira, Alcove, Alerion, alight, Amaris, American Elect, American Tradition, ap40, Arbor, Arriva, Asana, Ascot, Aspekt, Astor, Await, Bassline, B-Free, Bira, Bivi, Bottomline, Brody, Brook, Buoy, Burton, c:scape, Calla, Calm, Camber, Campfire, Capa, Cappuccino, Cesar, Chester, Chord, Circa, Clarendon, Classic Rectangular, cobi, Collaboration, Community, Company, Convey, Cortex, Coupe, Crea, Crew, Cura, Cypress, Davenport, Dearborn, Deck, Déjà, Denizen, Denska, Derby, Divisio, Donovan, Dune, Duo, e³, e³ ceramicsteel, e³ environmental ceramicsteel, Echo, Edge, Elsna, Empath, Empress, Enea, ñno, EnSync, Enviro, Escapade, Exchange, Exponents, Field, Flat Top, FlexFrame, Flip Top, Flute, Folio, FrameOne, FreeFlow, Frontier, Galilei, Gesture, Ginger, Ginkgo, Go Wall, Grip, Groove, Hatchback, Hawthorne, Hitch, Host Collection, Hosu, Huddleboard, i2i, Impact, Indy, InfoLink, IOS, I-Solve, Jack, Jarrah, Jetty, Juice, Kami, Kast, Kathryn, Lagunitas, Lark, L'Attitude, LearnLab, Leela, LessThanFive, Lincoln, Linden, LiveSeat, Loria, Lyric, Malibu, Malibu Too, Mansfield, Marathon, Martini, Mason, Masque, Migration, Millbrae, Mineral, Mingle, Mystic, Mistic Metal, Mistic Wood, Montara650, Montreal, Move, Nadia, Neighbor, nesso, Nickel, Nikko, Nod, Node, Norfolk, Ology, Ontrak, Oom, Opus, Orchid, Outlook Collection, Ovation, Paloma, Paperflo, Parliament, Pasio, Passerelle, Patriarch, Payback, Peek, Pile File, Pisa, Pool, Potrero415, PUCK, QiVi, Quba, Rave, Reed, Regard, Relay, Reunion, Ripple, Riser, Rocco, Rocko, RoomWizard, Runner, Satellite, Sawyer, ScapeSeries, Senti, Sentinel, Senza, Sequoia, Session, ShareLink, Shield, Shortcut, Sidewalk, Skylar, Slumber, Smoke, Snug, Soft Leaf, Sonata, Sorrel, SOTO, Stationkits, Steelcase Series, Stiletto, Surprise!, Switch, Symphony, Sync, TagWizard, Tava, TeamStudio, TeamTheater, Tenaro, Terrazzo, Theorem, Thread, Topaz, Touchdown, Tour, Tower Too, Trees, Trillium, Trolly, tX2, U-Free, Uno, V.I.A., Verb, Verge, Victor2, Visalia, Waldorf, Woodruff, Workspring, and X-tenz.

™ The following is a trademark of Microsoft Corporation, Redmond, WA: Windows.

™ The following is a trademark of Rodman Industries, Inc., Oconomowoc, WI: ResinCore1.

™ The following is a trademark of Ultrafabrics, LLC, Elmsford, NY: Ultra leather.

™ The following trademarks are under license from Wilkhahn Furniture products: Cana, Linus, Logon, Picto, Range, Stitz, Thema, Timetable, and Tubis.

™ The following is a trademark of MBDC, Charlottesville, VA: Cradle to Cradle and C2C.

™ The following trademarks are under license from Walter Knoll: Andoo, Bob, Lazlo, Lox, Ribbon, and Together.

™ The following trademarks are under license from PP Möbler: Bar and Flag Halyard.

™ The following trademarks are under license from Viccarbe: Davos, Holy Day, Last Minute, RS, and Wrapp.

™ The following trademarks are under license from Carl Hansen: Elbow, Paddle, Shell, Wing, and Wishbone.

™ The following trademarks are under license from Cambridge Sound Management, LLC, Cambridge, MA: QtPro Soundmasking, Qt Quiet Technology, and Sonet Qt.

™ The following is a trademark of Electri-Cable Assemblies, Shelton, CT: Interact.

*Trademarks used here in are the property of Steelcase, Inc. or of their respective owners.*